

발 간 등 록 번 호

11-1240000-000037-06

OPEN



출처표시



상업용금지



변경금지

공공누리

공공 저작물 자유이용허락

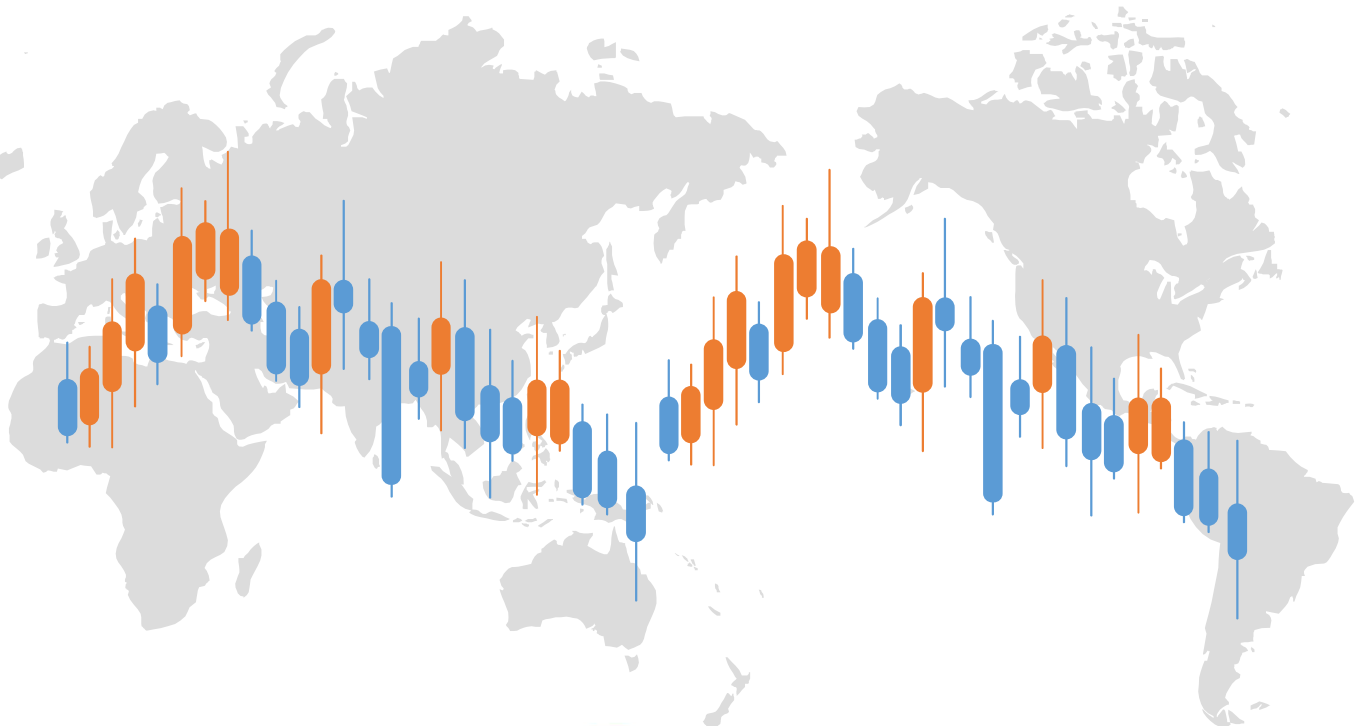


kosis.kr.  
KOSIS 사이트로 연결됩니다.

2023.04

# 월간 국제 통계

Monthly Bulletin of International Statistics



통계청  
Statistics Korea



통계청

이 면은 빈 공간입니다.

# 머 리 말

통계청에서는 다양한 국제통계 수요에 부응하기 위하여 매월 IMF, OECD, UN 등 국제기구로부터 통계자료를 수집하여 세계 주요 국가의 정보를 수록하여 『월간국제통계』를 발간하고 있습니다.

이 책자에는 주요 국가의 노동, 에너지, 광업 · 제조업, 건설 · 교통 · 도소매 · 경기, 물가, 국민계정, 금융, 무역 · 국제수지 8개 부문 56개 주요 경제지표에 대하여 연자료 및 월 또는 분기자료를 수록하고 있습니다.

수록된 자료는 국가통계포털(<https://kosis.kr>)의 온라인 간행물로 이용 가능합니다.

본 자료가 국제화, 세계화의 흐름 속에서 다양한 국제통계 수요에 부응하기 위한 참고자료로 널리 활용되기를 바랍니다.

2023년 4월

통계청장 한 훈

# PREFACE

Statistics Korea publishes the Monthly Bulletin of International Statistics by collecting statistics data from international organizations such as the IMF, OECD and UN and compiling data from major countries every month with the aim of responding a variety of global demands for statistics.

This book contains annual, monthly or quarterly data on 56 types economic indicators across eight sectors in major countries including labor, energy, mining and manufacturing, construction/transportation/retail, wholesale/economy, prices, national accounts, finance, trade and balance of payment.

The data included are available online. (<https://kosis.kr>).

We hope that the Monthly Bulletin of International Statistics is widely used as a reference to address a growing international statistical demand.

April, 2023

Hoon Han  
Commissioner  
Statistics Korea

## 이용자를 위하여

1. 「월간국제통계」는 통계청 KOSIS 국가통계포털(<https://kosis.kr>)에서 온라인 간행물(KOSIS > 온라인간행물> 월간국제통계)로 이용하실 수 있습니다.
2. 이 책자는 국제기구 및 일부 국가의 간행물과 인터넷 공표 자료를 종합 편집한 것이며, 각 통계표의 출처는 항목별로 주기하였습니다.
3. 주제별 통계수치는 국가간 비교를 위하여 조정된 경우(기준년도 또는 단위의 일치 등)가 있습니다.
4. 모든 통계수치는 세목과 총계가 반올림됨에 따라 세목의 합계와 총계가 일치하지 않을 수 있습니다.
5. 통계표상의 수치는 최근 자료를 기준으로 수록하였기 때문에 기 발간된 자료의 수치가 정정된 경우도 있습니다.
6. 통계작성 기준이나 방법이 국가별로 다를 수 있으므로 국가간 비교시 유의하시기 바라며, 특히 같은 종류의 통계항목이라 하더라도 자료출처에 따라 내용이 다소 다를 수 있다는 점을 감안하시기 바랍니다.
7. 통계표에 사용된 부호의 뜻은 다음과 같습니다.
  - 【 0 】 ..... 단위 미만
  - 【 ... 】 ..... 해당숫자 미상
  - 【 - 】 ..... 해당자료 없음
8. 수록된 자료에 대하여 문의사항이 있으실 때에는 통계청 통계서비스정책관 통계서비스기획과[(042) 481-2449]로 문의하시기 바랍니다.

## Explanatory Notes

1. The Monthly Bulletin of International Statistics is available on the national statistical website operated by Statistics Korea (<https://kosis.kr>, KOSIS > Online publications > Monthly Bulletin of International Statistics).
2. This book is a comprehensive compilation of publications and online data from international organizations and some countries, and the sources of each statistical table are given for each item.
3. Some of statistical figures for each subject were adjusted to facilitate comparison between countries (for consistency of base year or unit).
4. Figures may not add up to the total due to rounding.
5. Since the figures in the statistical tables are based on recent data, some figures in the published data may have been corrected.
6. When comparing data between countries, note that the criteria or methods for statistical production may differ from country to country and even the same statistical items may include slightly different figures depending on the data source.
7. Symbols used in tables are as follows :
  - 【 0 】 Less than the smallest countable unit
  - 【 … 】 Figures unidentified
  - 【 - 】 No data available
8. If you have any questions on the data included, contact the Statistical Service Planning Division, KOSTAT [Tel: (042) 481-2449]

# 차 례

## 통 계 표

### I. 노동

1. 경제활동인구
2. 취업자 수
3. 실업자 수
4. 실업률(15세 이상)(계절조정)
5. 조화 실업률(계절조정)
6. 비농업 활동에서의 고용자 수
7. 제조업에서의 고용자 수

### II. 에너지

1. 공용 전력생산
2. 전력 생산
3. 무연탄 생산
4. 갈탄 생산량
5. 천연가스 생산
6. 원유 생산량

### III. 광업 · 제조업

1. 광업·제조업 생산지수(건설업 제외)
2. 광업·제조업 생산지수(제조업)
3. 임금지수(제조업)

### IV. 건설 · 교통 · 도소매 · 경기

1. 주거용빌딩 건축허가(수주)
2. 승용차 등록대수
3. 국제해운수송
4. 소매판매 불변금액 지수(계절조정)
5. 경기선행지수(계절조정)

### V. 물가

1. 생산자 물가지수
2. 소비자 물가지수
3. 소비자 물가지수(서비스)
4. 소비자 물가지수(비식품 및 비에너지)
5. 수출물가지수

# CONTENTS

## TABLES

### LABOR

- Labor Force | 7
- Number of Employee | 9
- Number of Unemployee | 11
- Unemployment Rates (Ages 15 and over)(Seasonally Adjusted) | 13
- Harmonised Standard Unemployment Rates (Seasonally Adjusted) | 15
- Paid Employment in Non-agricultural Activities | 17
- Paid Employment in Manufacturing | 18

### ENERGY

- Gross Production of Electricity for Public Use | 20
- Production of Electricity | 21
- Hard Coal Production | 22
- Brown Coal production | 24
- Natural Gas Production | 26
- Crude Oil Production | 28

### MINING AND MANUFACTURING

- Mining and Manufacturing Production Indices (Excluding Construction) | 32
- Mining and Manufacturing Production Indices (Manufacturing) | 35
- Wage Indices (Manufacturing) | 38

### CONSTRUCTION/TRANSPORTATION/ RETAIL, WHOLSALE/ECONOMY

- Permits Issued for Residential Buildings (Orders Construction) | 42
- Passenger Cars Registrations | 43
- International Maritime Transport | 44
- Sales/Total Retail Trade (Volume, Seasonally Adjusted) | 47
- Composite Leading Indicators (Seasonally Adjusted) | 50

### PRICES

- Producer Price Indices | 56
- Consumer Price Indices | 59
- Consumer Price Indices (Services) | 62
- Consumer Price Indices (Non-food Non-energy) | 65
- Export Prices Indices | 68

6. 수입물가지수
7. 수출입물량지수
8. 수출입단가지수
9. 비교물가수준

- Import Prices Indices | 70
- Volume of Exports and Imports | 72
- Unit Value of Exports and Imports | 73
- Comparative Price Levels | 74

## VI. 국민계정

1. 국내총생산(당해년가격)
2. GDP디플레이터(계절조정)
3. GDP성장률(기준년가격)
4. 정부소비지출(계절조정)
5. 민간소비지출(계절조정)
6. 총고정자본형성(계절조정)

## NATIONAL ACCOUNTS

- Gross Domestic Product (Current Prices) | 78
- GDP Deflator (Seasonally Adjusted) | 81
- GDP Growth Rates (Constant Prices) | 83
- Government Consumption (Seasonally Adjusted) | 86
- Household Consumption Expenditure (Seasonally Adjusted) | 88
- Gross Fixed Capital Formation (Seasonally Adjusted) | 90

## VII. 금융

1. 통화(M1)증감률
2. 총통화(M2)증감률
3. 총유동성(M3)증감률(계절조정)
4. 단기이자율(3개월 이자율 및 수익률)
5. 장기국채수익률(10년 만기)
6. 예금금리
7. 대출금리
8. 국제금리
9. 정책금리
10. 정부채권수익률
11. 주가지수

## FINANCE

- Change Rate of M1 | 96
- Change Rate of M2 | 97
- Change Rate of M3 (Seasonally Adjusted) | 98
- Interest Rates/3-Month or 90-Day Rates and Yields | 99
- Interest Rates/Long-term Government Bond Yields (10-year) | 100
- Deposit Rates | 102
- Lending Rates | 104
- International Interest Rates | 106
- Central Bank Policy Rates | 108
- Government Bond Yield | 109
- Share Prices Index | 110

## VIII. 무역 · 국제수지

1. 수출(F.O.B.)
2. 수입(C.I.F.)
3. 외환보유액(총보유액)
4. 외환보유액(금제외)
5. 환율
6. 실질실효환율
7. 경상수지
8. 상품수지
9. 서비스수지

## TRADE AND BALANCE OF PAYMENT

- Exports (F.O.B.) | 118
- Imports (C.I.F.) | 120
- Foreign Exchange Reserves (Total Reserves) | 122
- Foreign Exchange Reserves (Total Reserves Excluding Gold) | 125
- Foreign Exchange Rates | 128
- Real Effective Exchange Rates | 130
- Current Balance | 132
- Trade Balance | 135
- Services Balance | 138

## 부 록

- 통계표 정보이용 안내
- 통계정보 이용방법

## APPENDIX

- Information on Statistical Tables | 142
- Information on Statistical Tables | 151



# I. 노동

## LABOR

|                            |    |
|----------------------------|----|
| 1. 경제활동인구 .....            | 7  |
| 2. 취업자 수 .....             | 9  |
| 3. 실업자 수 .....             | 11 |
| 4. 실업률(15세 이상)(계절조정) ..... | 13 |
| 5. 조화 실업률(계절조정) .....      | 15 |
| 6. 비농업 활동에서의 고용자 수 .....   | 17 |
| 7. 제조업에서의 고용자 수 .....      | 18 |

### I-1. 경제활동인구(Labor Force)

### I-2. 취업자 수(Number of Employee)

### I-3. 실업자 수(Number of Unemployee)

- 경제활동인구는 취업자와 실업자의 합계이며, 조사대상범위, 조사방법, 조사대상 연령층에 따라 국가 간에 차이가 있음.
- 실업자는 조사대상기간 동안 i)수입 있는 일에 종사하지 않았으며 ii)적극적으로 구직활동을 하였고 iii)일자리가 주어지면 즉시 일을 할 수 있는 사람을 말함. 구직활동기간은 ILO 기준은 1주일이나, OECD의 많은 국가들은 4주년을 적용하고 있음.

#### <조사대상범위>

- 총노동력 : 네덜란드, 노르웨이, 덴마크, 스웨덴, 스위스, 영국, 일본, 체코, 프랑스 등
- 총노동력(직업군인포함, 징병제외) : 멕시코, 이탈리아, 포르투갈, 핀란드
- 민간노동력(군인제외) : 한국, 독일, 미국, 캐나다, 오스트레일리아, 뉴질랜드, 대만 등

#### <조사방법>

- 노동력 조사 : 한국, 이탈리아, 뉴질랜드, 캐나다, 멕시코, 미국, 오스트레일리아, 일본, 핀란드, 스웨덴, 노르웨이, 포르투갈 등
- 등록 실업자 : 영국, 독일, 프랑스, 네덜란드, 오스트리아, 체코, 덴마크, 스위스 등

#### <조사대상 연령층>

- 12세 이상 : 멕시코
- 14세 이상 : 포르투갈
- 15세 ~ 64세 : 독일
- 15세 ~ 74세 : 핀란드
- 16세 ~ 64세 : 스웨덴, 네덜란드
- 16세 ~ 66세 : 덴마크
- 16세 ~ 74세 : 노르웨이
- 16세 이상 : 미국, 영국
- 15세 이상 : 한국, 캐나다, 오스트레일리아, 일본, 독일, 뉴질랜드, 이탈리아, 체코, 스위스

<실업자의 구직활동기간>

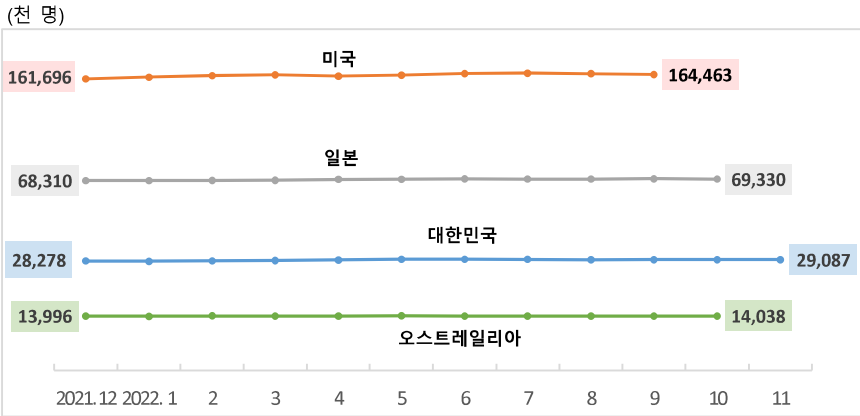
- 1주 : ILO 권고 기준으로 일본 등
- 4주 : OECD 권고 기준으로 한국, 노르웨이, 스웨덴, 핀란드, 캐나다, 미국, 오스트레일리아, 뉴질랜드 등
- \* 포르투갈, 이탈리아 등 일부 국가는 30일 적용

**I -4. 실업률(Unemployment Rates)**

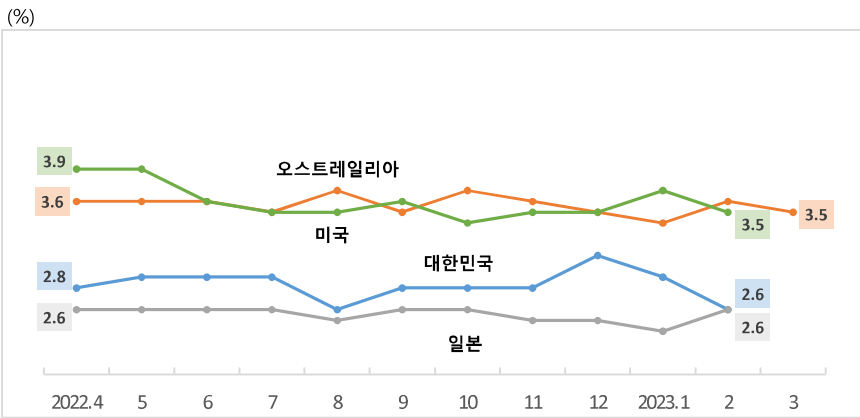
○ 실업자가 경제활동인구(취업자+ 실업자)에서 차지하는 비율임.

$$\cdot \text{실업률} = \frac{\text{실업자}}{\text{경제활동인구}} \times 100$$

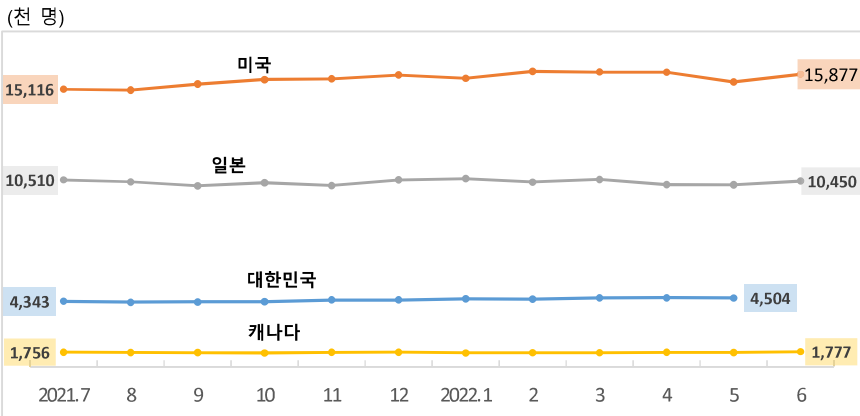
### 경제활동인구



### 실업률(15세 이상)(계절조정)



### 제조업 고용자 수(총고용)



# 1. Labor Force

In thousand persons

|          | 1)<br>Korea | Greece | Netherlands | Germany | Russia | U.S.A.  |
|----------|-------------|--------|-------------|---------|--------|---------|
| 2016     | 27,418      | 4,760  | 8,965       | 43,039  | 76,633 | 159,187 |
| 2017     | 27,748      | 4,736  | 9,042       | 43,283  | 76,283 | 160,320 |
| 2018     | 27,895      | 4,380  | 9,147       | 43,381  | 76,192 | 162,075 |
| 2019     | 28,186      | 4,268  | 9,296       | 43,771  | 75,400 | 163,539 |
| 2020     | 28,012      | 4,254  | 9,338       | 43,138  | 74,917 | 160,742 |
| 2021     | 28,310      | 4,603  | 9,690       | 43,036  | 75,333 | 161,204 |
| 2021 . 6 | 28,730      | ...    | ...         | ...     | 75,300 | 162,167 |
| 7        | 28,568      | ...    | ...         | ...     | 75,500 | 162,817 |
| 8        | 28,346      | ...    | ...         | ...     | 75,600 | 161,788 |
| 9        | 28,439      | ...    | ...         | ...     | 75,600 | 161,392 |
| 10       | 28,528      | ...    | ...         | ...     | 75,500 | 161,863 |
| 11       | 28,528      | ...    | ...         | ...     | 75,400 | 162,099 |
| 12       | 28,278      | ...    | ...         | ...     | 75,700 | 161,696 |
| 2022 . 1 | 28,096      | ...    | ...         | ...     | 74,800 | 162,825 |
| 2        | 28,356      | ...    | ...         | ...     | 74,800 | 163,725 |
| 3        | 28,627      | ...    | ...         | ...     | 74,500 | 164,274 |
| 4        | 28,942      | ...    | ...         | ...     | 74,900 | 163,449 |
| 5        | 29,374      | ...    | ...         | ...     | 74,900 | 164,157 |
| 6        | 29,366      | ...    | ...         | ...     | 74,900 | 165,012 |
| 7        | 29,311      | ...    | ...         | ...     | 75,000 | 165,321 |
| 8        | 29,025      | ...    | ...         | ...     | 75,500 | 164,971 |
| 9        | 29,093      | ...    | ...         | ...     | ...    | 164,463 |
| 10       | 29,110      | ...    | ...         | ...     | ...    | ...     |
| 11       | 29,087      | ...    | ...         | ...     | ...    | ...     |

|          | Bolivia | Sweden | Iceland | U.K.   | Australia | Austria |
|----------|---------|--------|---------|--------|-----------|---------|
| 2016     | 5,020   | 5,237  | 196     | 33,244 | 12,698    | 4,495   |
| 2017     | 5,219   | 5,340  | 199     | 33,412 | 12,978    | 4,514   |
| 2018     | 5,545   | 5,401  | 204     | 33,699 | 13,288    | 4,547   |
| 2019     | 5,837   | 5,462  | 208     | 33,962 | 13,575    | 4,567   |
| 2020     | 4,118   | 5,480  | 206     | ...    | 13,550    | 4,127   |
| 2021     | ...     | 5,546  | 210     | ...    | 13,769    | 4,137   |
| 2021 . 6 | ...     | 5,735  | ...     | ...    | 13,854    | 4,147   |
| 7        | ...     | 5,712  | ...     | ...    | 13,796    | 4,178   |
| 8        | ...     | 5,602  | ...     | ...    | 13,576    | 4,177   |
| 9        | ...     | 5,550  | ...     | ...    | 13,473    | 4,162   |
| 10       | ...     | 5,478  | ...     | ...    | 13,505    | 4,141   |
| 11       | ...     | 5,523  | ...     | ...    | 13,866    | 4,143   |
| 12       | ...     | 5,483  | ...     | ...    | 13,996    | 4,150   |
| 2022 . 1 | ...     | 5,488  | ...     | ...    | 13,792    | 4,155   |
| 2        | ...     | 5,536  | ...     | ...    | 14,123    | 4,163   |
| 3        | ...     | 5,545  | ...     | ...    | 14,077    | 4,157   |
| 4        | ...     | 5,609  | ...     | ...    | 14,042    | 4,128   |
| 5        | ...     | 5,657  | ...     | ...    | 14,142    | ...     |
| 6        | ...     | ...    | ...     | ...    | 14,102    | ...     |
| 7        | ...     | ...    | ...     | ...    | 14,031    | ...     |
| 8        | ...     | ...    | ...     | ...    | 14,006    | ...     |
| 9        | ...     | ...    | ...     | ...    | 14,028    | ...     |
| 10       | ...     | ...    | ...     | ...    | 14,038    | ...     |
| 11       | ...     | ...    | ...     | ...    | ...       | ...     |

: 1) 4

: <https://kosis.kr>, IMF <sup>1</sup>International Financial Statistics

# 1. ( ) Labor Force (Cont'd)

In thousand persons

|         | Uruguay | Israel | Italy  | Japan  | Chile | Canada |
|---------|---------|--------|--------|--------|-------|--------|
| 2016    | 1,786   | 3,912  | 25,769 | 66,025 | 8,716 | 19,441 |
| 2017    | 1,783   | 3,979  | 25,929 | 66,698 | 8,902 | 19,663 |
| 2018    | 1,785   | 4,068  | 25,969 | 67,803 | 9,053 | 19,813 |
| 2019    | 1,787   | 4,124  | 25,941 | 68,377 | 9,226 | 20,200 |
| 2020    | 1,729   | 4,090  | 25,214 | 68,678 | 8,676 | 19,947 |
| 2021    | ...     | 4,163  | 24,921 | 68,599 | 9,101 | 20,385 |
| 2021. 6 | ...     | ...    | ...    | 68,980 | 8,903 | 20,685 |
| 7       | ...     | ...    | ...    | 69,020 | 9,015 | 20,747 |
| 8       | ...     | ...    | ...    | 68,860 | 9,133 | 20,828 |
| 9       | ...     | ...    | ...    | 68,720 | 9,239 | 20,516 |
| 10      | ...     | ...    | ...    | 68,420 | 9,301 | 20,457 |
| 11      | ...     | ...    | ...    | 68,320 | 9,398 | 20,464 |
| 12      | ...     | ...    | ...    | 68,310 | 9,447 | 20,396 |
| 2022. 1 | ...     | ...    | ...    | 68,300 | 9,527 | 20,189 |
| 2       | ...     | ...    | ...    | 68,380 | ...   | 20,369 |
| 3       | ...     | ...    | ...    | 68,640 | ...   | 20,448 |
| 4       | ...     | ...    | ...    | 69,150 | ...   | ...    |
| 5       | ...     | ...    | ...    | 69,210 | ...   | ...    |
| 6       | ...     | ...    | ...    | 69,450 | ...   | ...    |
| 7       | ...     | ...    | ...    | 69,310 | ...   | ...    |
| 8       | ...     | ...    | ...    | 69,290 | ...   | ...    |
| 9       | ...     | ...    | ...    | 69,530 | ...   | ...    |
| 10      | ...     | ...    | ...    | 69,330 | ...   | ...    |
| 11      | ...     | ...    | ...    | ...    | ...   | ...    |

|         | Costa Rica | Colombia | Thailand | Peru  | Hong Kong | 가<br>Hungary |
|---------|------------|----------|----------|-------|-----------|--------------|
| 2016    | 2,202      | 24,042   | 38,249   | 5,162 | 3,914     | 4,717        |
| 2017    | 2,264      | 24,337   | 38,075   | 5,240 | 3,944     | 4,740        |
| 2018    | 2,335      | 24,546   | 38,422   | 5,274 | 3,989     | 4,778        |
| 2019    | 2,466      | 24,609   | 38,171   | 5,297 | 3,969     | 4,803        |
| 2020    | 2,407      | 23,232   | ...      | 4,095 | 3,883     | 4,801        |
| 2021    | 2,441      | 24,089   | ...      | ...   | 3,879     | 4,830        |
| 2021. 6 | 2,404      | 23,854   | ...      | 4,875 | 3,886     | 4,885        |
| 7       | 2,423      | 24,128   | ...      | ...   | 3,884     | 4,852        |
| 8       | 2,449      | 24,513   | ...      | ...   | 3,877     | 4,840        |
| 9       | 2,472      | 23,717   | ...      | ...   | 3,872     | 4,867        |
| 10      | 2,452      | 24,585   | ...      | ...   | 3,869     | 4,877        |
| 11      | 2,435      | 24,216   | ...      | ...   | 3,860     | 4,848        |
| 12      | 2,437      | 23,985   | ...      | ...   | 3,850     | 4,880        |
| 2022. 1 | 2,432      | ...      | ...      | ...   | 3,838     | 4,850        |
| 2       | 2,429      | ...      | ...      | ...   | 3,826     | 4,846        |
| 3       | ...        | ...      | ...      | ...   | 3,799     | 4,870        |
| 4       | ...        | ...      | ...      | ...   | ...       | 4,847        |
| 5       | ...        | ...      | ...      | ...   | ...       | 4,856        |
| 6       | ...        | ...      | ...      | ...   | ...       | ...          |
| 7       | ...        | ...      | ...      | ...   | ...       | ...          |
| 8       | ...        | ...      | ...      | ...   | ...       | ...          |
| 9       | ...        | ...      | ...      | ...   | ...       | ...          |
| 10      | ...        | ...      | ...      | ...   | ...       | ...          |
| 11      | ...        | ...      | ...      | ...   | ...       | ...          |

## 2. Number of Employee

In thousand persons

|          | 1)<br>Korea | Greece | Netherlands | Germany | Russia | Romania |
|----------|-------------|--------|-------------|---------|--------|---------|
| 2016     | 26,409      | 3,641  | 8,427       | 41,265  | 72,392 | 8,449   |
| 2017     | 26,725      | 3,722  | 8,605       | 41,661  | 72,317 | 8,671   |
| 2018     | 26,822      | 3,541  | 8,797       | 41,913  | 72,533 | 8,689   |
| 2019     | 27,123      | 3,541  | 8,982       | 42,399  | 71,942 | 8,680   |
| 2020     | 26,904      | 3,578  | 8,981       | 41,474  | 70,600 | 8,521   |
| 2021     | 27,273      | 3,928  | 9,282       | 41,500  | 71,717 | 4,970   |
| 2021 . 6 | 27,637      | ...    | ...         | ...     | 71,700 | 4,969   |
| 7        | 27,648      | ...    | ...         | ...     | 72,000 | 4,977   |
| 8        | 27,603      | ...    | ...         | ...     | 72,300 | 4,983   |
| 9        | 27,683      | ...    | ...         | ...     | 72,300 | 4,991   |
| 10       | 27,741      | ...    | ...         | ...     | 72,300 | 5,001   |
| 11       | 27,795      | ...    | ...         | ...     | 72,200 | 5,003   |
| 12       | 27,298      | ...    | ...         | ...     | 72,500 | 4,987   |
| 2022 . 1 | 26,953      | ...    | ...         | ...     | 71,500 | 5,016   |
| 2        | 27,402      | ...    | ...         | ...     | 71,700 | 5,026   |
| 3        | 27,754      | ...    | ...         | ...     | 71,400 | 5,042   |
| 4        | 28,078      | ...    | ...         | ...     | 71,900 | 5,043   |
| 5        | 28,485      | ...    | ...         | ...     | 71,900 | 5,054   |
| 6        | 28,478      | ...    | ...         | ...     | 72,000 | ...     |
| 7        | 28,475      | ...    | ...         | ...     | 72,100 | ...     |
| 8        | 28,410      | ...    | ...         | ...     | 72,600 | ...     |
| 9        | 28,389      | ...    | ...         | ...     | ...    | ...     |
| 10       | 28,418      | ...    | ...         | ...     | ...    | ...     |
| 11       | 28,421      | ...    | ...         | ...     | ...    | ...     |

|          | U.S.A.  | Bolivia | Sweden | Iceland | U.K.   | Australia |
|----------|---------|---------|--------|---------|--------|-----------|
| 2016     | 151,436 | 4,845   | 4,864  | 190     | 31,645 | 11,973    |
| 2017     | 153,337 | 5,028   | 4,973  | 194     | 31,965 | 12,252    |
| 2018     | 155,761 | 5,350   | 5,049  | 198     | 32,353 | 12,584    |
| 2019     | 157,538 | 5,622   | 5,081  | 201     | 32,693 | 12,875    |
| 2020     | 147,795 | 3,794   | 5,012  | 195     | ...    | 12,675    |
| 2021     | 152,581 | ...     | 5,058  | 197     | ...    | 13,065    |
| 2021 . 6 | 152,283 | ...     | 5,144  | ...     | ...    | 13,186    |
| 7        | 153,596 | ...     | 5,257  | ...     | ...    | 13,163    |
| 8        | 153,232 | ...     | 5,124  | ...     | ...    | 12,955    |
| 9        | 154,026 | ...     | 5,096  | ...     | ...    | 12,859    |
| 10       | 154,966 | ...     | 5,060  | ...     | ...    | 12,826    |
| 11       | 155,797 | ...     | 5,109  | ...     | ...    | 13,274    |
| 12       | 155,732 | ...     | 5,083  | ...     | ...    | 13,440    |
| 2022 . 1 | 155,618 | ...     | 5,030  | ...     | ...    | 13,170    |
| 2        | 156,942 | ...     | 5,101  | ...     | ...    | 13,509    |
| 3        | 158,106 | ...     | 5,092  | ...     | ...    | 13,490    |
| 4        | 157,991 | ...     | 5,151  | ...     | ...    | 13,490    |
| 5        | 158,609 | ...     | 5,175  | ...     | ...    | 13,603    |
| 6        | 158,678 | ...     | ...    | ...     | ...    | 13,619    |
| 7        | 159,067 | ...     | ...    | ...     | ...    | 13,565    |
| 8        | 158,714 | ...     | ...    | ...     | ...    | 13,520    |
| 9        | 159,003 | ...     | ...    | ...     | ...    | 13,544    |
| 10       | ...     | ...     | ...    | ...     | ...    | 13,584    |
| 11       | ...     | ...     | ...    | ...     | ...    | ...       |

: 1) 4

: <https://kosis.kr> , IMF <sup>1</sup> International Financial Statistics <sup>2</sup>

## 2. ( ) Number of Employee (Cont'd)

In thousand persons

|         | Austria | Israel | Italy  | Japan  | Chile | Canada |
|---------|---------|--------|--------|--------|-------|--------|
| 2016    | 4,223   | 3,727  | 22,757 | 63,958 | 8,129 | 18,080 |
| 2017    | 4,263   | 3,814  | 23,022 | 64,815 | 8,284 | 18,416 |
| 2018    | 4,323   | 3,905  | 23,214 | 66,130 | 8,399 | 18,658 |
| 2019    | 4,359   | 3,967  | 23,360 | 66,769 | 8,554 | 19,056 |
| 2020    | 3,717   | 3,913  | 22,903 | 66,766 | 7,706 | 18,060 |
| 2021    | 3,805   | 3,957  | 22,554 | 66,666 | 8,250 | 18,865 |
| 2021. 6 | 3,858   | ...    | ...    | 66,920 | 8,065 | 19,160 |
| 7       | 3,895   | ...    | ...    | 67,110 | 8,201 | 19,144 |
| 8       | 3,891   | ...    | ...    | 66,930 | 8,325 | 19,181 |
| 9       | 3,893   | ...    | ...    | 66,790 | 8,446 | 19,215 |
| 10      | 3,872   | ...    | ...    | 66,590 | 8,556 | 19,225 |
| 11      | 3,854   | ...    | ...    | 66,500 | 8,679 | 19,318 |
| 12      | 3,813   | ...    | ...    | 66,590 | 8,722 | 19,305 |
| 2022. 1 | 3,822   | ...    | ...    | 66,460 | 8,775 | 18,820 |
| 2       | 3,860   | ...    | ...    | 66,580 | ...   | 19,208 |
| 3       | 3,895   | ...    | ...    | 66,840 | ...   | 19,276 |
| 4       | 3,873   | ...    | ...    | 67,270 | ...   | ...    |
| 5       | 3,913   | ...    | ...    | 67,300 | ...   | ...    |
| 6       | ...     | ...    | ...    | 67,590 | ...   | ...    |
| 7       | ...     | ...    | ...    | 67,550 | ...   | ...    |
| 8       | ...     | ...    | ...    | 67,510 | ...   | ...    |
| 9       | ...     | ...    | ...    | 67,660 | ...   | ...    |
| 10      | ...     | ...    | ...    | 67,550 | ...   | ...    |
| 11      | ...     | ...    | ...    | ...    | ...   | ...    |

|         | Costa Rica | Colombia | Thailand | Peru  | Hong Kong | 가<br>Hungary |
|---------|------------|----------|----------|-------|-----------|--------------|
| 2016    | 1,994      | 21,958   | 37,679   | 4,822 | 3,782     | 4,482        |
| 2017    | 2,055      | 22,182   | 37,438   | 4,890 | 3,820     | 4,548        |
| 2018    | 2,103      | 22,306   | 37,853   | 4,933 | 3,877     | 4,606        |
| 2019    | 2,175      | 22,157   | 37,602   | 4,958 | 3,851     | 4,645        |
| 2020    | 1,950      | 19,737   | ...      | 3,806 | 3,657     | 4,603        |
| 2021    | 2,031      | 20,741   | ...      | ...   | 3,669     | 4,635        |
| 2021. 6 | 1,969      | 20,538   | ...      | 4,681 | 3,671     | 4,692        |
| 7       | 2,000      | 20,824   | ...      | ...   | 3,684     | 4,642        |
| 8       | 2,047      | 21,577   | ...      | ...   | 3,688     | 4,643        |
| 9       | 2,094      | 20,127   | ...      | ...   | 3,691     | 4,704        |
| 10      | 2,084      | 21,118   | ...      | ...   | 3,696     | 4,684        |
| 11      | 2,084      | 21,129   | ...      | ...   | 3,700     | 4,673        |
| 12      | 2,104      | 21,479   | ...      | ...   | 3,705     | 4,707        |
| 2022. 1 | 2,114      | ...      | ...      | ...   | 3,700     | 4,649        |
| 2       | 2,107      | ...      | ...      | ...   | 3,665     | 4,669        |
| 3       | ...        | ...      | ...      | ...   | 3,611     | 4,705        |
| 4       | ...        | ...      | ...      | ...   | ...       | 4,679        |
| 5       | ...        | ...      | ...      | ...   | ...       | 4,697        |
| 6       | ...        | ...      | ...      | ...   | ...       | ...          |
| 7       | ...        | ...      | ...      | ...   | ...       | ...          |
| 8       | ...        | ...      | ...      | ...   | ...       | ...          |
| 9       | ...        | ...      | ...      | ...   | ...       | ...          |
| 10      | ...        | ...      | ...      | ...   | ...       | ...          |
| 11      | ...        | ...      | ...      | ...   | ...       | ...          |



### 3. Number of Unemployee

In thousand persons

|        | 1) | Korea | Greece | Norway | Denmark | Germany | United States |
|--------|----|-------|--------|--------|---------|---------|---------------|
| 2016   |    | 1,009 | 1,146  | 137    | 176     | 1,649   | 7,751         |
| 2017   |    | 1,023 | 1,043  | 122    | 173     | 1,509   | 6,982         |
| 2018   |    | 1,073 | 935    | 114    | 153     | 1,367   | 6,314         |
| 2019   |    | 1,063 | 847    | 111    | 152     | 1,280   | 6,001         |
| 2020   |    | 1,108 | 790    | 136    | 171     | 1,551   | 12,947        |
| 2021   |    | 1,037 | 678    | 129    | 155     | 1,536   | 8,623         |
| 2021 . | 6  | 1,093 | 680    | 142    | 134     | 1,527   | 9,883         |
|        | 7  | 920   | 637    | 142    | 128     | 1,459   | 9,221         |
|        | 8  | 744   | 626    | 118    | 173     | 1,448   | 8,556         |
|        | 9  | 756   | 582    | 111    | 147     | 1,445   | 7,366         |
|        | 10 | 788   | 609    | 105    | 147     | 1,363   | 6,896         |
|        | 11 | 734   | 643    | 112    | 127     | 1,385   | 6,302         |
|        | 12 | 979   | 601    | 86     | 132     | 1,318   | 5,964         |
| 2022 . | 1  | 1,143 | 660    | 94     | 155     | 1,428   | 7,207         |
|        | 2  | 954   | 665    | 103    | 144     | 1,396   | 6,782         |
|        | 3  | 873   | 616    | 94     | 123     | 1,287   | 6,168         |
|        | 4  | 864   | 592    | 76     | 123     | 1,386   | 5,458         |
|        | 5  | 889   | 615    | 116    | 122     | 1,288   | 5,548         |
|        | 6  | 888   | 568    | 102    | 122     | 1,260   | 6,334         |
|        | 7  | 836   | 559    | 79     | 148     | 1,475   | 6,255         |
|        | 8  | 615   | 569    | 104    | 156     | 1,358   | 6,256         |
|        | 9  | 704   | 539    | 103    | 141     | 1,291   | 5,460         |
|        | 10 | 692   | 521    | 91     | 143     | 1,296   | ...           |
|        | 11 | 666   | 537    | ...    | 151     | 1,253   | ...           |

|        | Bolivia | Sweden | Switzerland | Spain | Iceland | Ireland |     |
|--------|---------|--------|-------------|-------|---------|---------|-----|
| 2016   | 175     | 374    | 238         | 4,481 | 7       | 195     |     |
| 2017   | 191     | 366    | 234         | 3,917 | 6       | 158     |     |
| 2018   | 195     | 352    | 231         | 3,479 | 6       | 138     |     |
| 2019   | 215     | 381    | 217         | 3,248 | 8       | 121     |     |
| 2020   | 324     | 468    | 238         | 3,531 | 13      | 139     |     |
| 2021   | ...     | 488    | 252         | 3,430 | 13      | 158     |     |
| 2021 . | 6       | ...    | 591         | 239   | 3,503   | 10      | 177 |
|        | 7       | ...    | 454         | 255   | 3,470   | 9       | 165 |
|        | 8       | ...    | 478         | 258   | 3,442   | 11      | 151 |
|        | 9       | ...    | 454         | 247   | 3,339   | 6       | 131 |
|        | 10      | ...    | 418         | 223   | 3,207   | 12      | 128 |
|        | 11      | ...    | 414         | 216   | 3,079   | 7       | 126 |
|        | 12      | ...    | 400         | 222   | 3,026   | 9       | 128 |
| 2022 . | 1       | ...    | 458         | 231   | 3,148   | 7       | 126 |
|        | 2       | ...    | 435         | 230   | 3,191   | 9       | 123 |
|        | 3       | ...    | 454         | 222   | 3,185   | 10      | 132 |
|        | 4       | ...    | 458         | 208   | 3,017   | 8       | 122 |
|        | 5       | ...    | 482         | 198   | 2,876   | 13      | 116 |
|        | 6       | ...    | 504         | 197   | 2,865   | 7       | 121 |
|        | 7       | ...    | 373         | 209   | 2,918   | 7       | 124 |
|        | 8       | ...    | 373         | 214   | 2,999   | 8       | 124 |
|        | 9       | ...    | 359         | 213   | 3,023   | 6       | 110 |
|        | 10      | ...    | 396         | ...   | 2,933   | 6       | 109 |
|        | 11      | ...    | 360         | ...   | ...     | 9       | 107 |

: 1) 4

: <sup>1</sup> <https://kosis.kr> , IMF <sup>2</sup> International Financial Statistics

### 3. ( ) Number of Unemployee (Cont'd)

In thousand persons

|         | United Kingdom | Australia | Austria | Uruguay | Japan | Chile |
|---------|----------------|-----------|---------|---------|-------|-------|
| 2016    | 1,599          | 725       | 290     | 140     | 2,068 | 587   |
| 2017    | 1,447          | 726       | 267     | 141     | 1,882 | 618   |
| 2018    | 1,347          | 704       | 237     | 149     | 1,673 | 653   |
| 2019    | 1,269          | 700       | 220     | 159     | 1,607 | 673   |
| 2020    | ...            | 875       | 271     | 181     | 1,911 | 971   |
| 2021    | ...            | 704       | 284     | ...     | 1,931 | 851   |
| 2021. 6 | ...            | 668       | 268     | ...     | 2,060 | 838   |
| 7       | ...            | 633       | 262     | ...     | 1,910 | 814   |
| 8       | ...            | 620       | 262     | ...     | 1,930 | 808   |
| 9       | ...            | 614       | 211     | ...     | 1,920 | 793   |
| 10      | ...            | 678       | 255     | ...     | 1,830 | 744   |
| 11      | ...            | 592       | 227     | ...     | 1,820 | 718   |
| 12      | ...            | 557       | 217     | ...     | 1,710 | 725   |
| 2022. 1 | ...            | 621       | 242     | ...     | 1,850 | 752   |
| 2       | ...            | 614       | 262     | ...     | 1,800 | ...   |
| 3       | ...            | 587       | 220     | ...     | 1,800 | ...   |
| 4       | ...            | 552       | 205     | ...     | 1,880 | ...   |
| 5       | ...            | 539       | 205     | ...     | 1,910 | ...   |
| 6       | ...            | 484       | 184     | ...     | 1,860 | ...   |
| 7       | ...            | 466       | 203     | ...     | 1,760 | ...   |
| 8       | ...            | 486       | 233     | ...     | 1,770 | ...   |
| 9       | ...            | 484       | 229     | ...     | 1,870 | ...   |
| 10      | ...            | 454       | 198     | ...     | 1,780 | ...   |
| 11      | ...            | ...       | 251     | ...     | ...   | ...   |

|         | Costa Rica | Colombia | Peru | Portugal | France | Finland | Hong Kong |
|---------|------------|----------|------|----------|--------|---------|-----------|
| 2016    | 209        | 2,084    | 340  | 571      | 2,992  | 236     | 133       |
| 2017    | 208        | 2,155    | 349  | 464      | 2,807  | 234     | 124       |
| 2018    | 232        | 2,240    | 340  | 363      | 2,701  | 201     | 112       |
| 2019    | 291        | 2,451    | 339  | 340      | 2,519  | 183     | 118       |
| 2020    | 457        | 3,495    | 289  | 358      | 2,381  | 209     | 227       |
| 2021    | 410        | 3,348    | ...  | 337      | 2,365  | 212     | 210       |
| 2021. 6 | 434        | 3,316    | 194  | 330      | 2,214  | 220     | 215       |
| 7       | 423        | 3,304    | ...  | 321      | 2,327  | 202     | 199       |
| 8       | 402        | 2,936    | ...  | 319      | 2,523  | 179     | 189       |
| 9       | 378        | 3,590    | ...  | 329      | 2,372  | 191     | 181       |
| 10      | 368        | 3,467    | ...  | 335      | 2,325  | 164     | 172       |
| 11      | 351        | 3,087    | ...  | 331      | 2,291  | 164     | 160       |
| 12      | 333        | 2,506    | ...  | 313      | 2,273  | 187     | 145       |
| 2022. 1 | 319        | ...      | ...  | 313      | 2,319  | 205     | 138       |
| 2       | 322        | ...      | ...  | 308      | 2,285  | 185     | 162       |
| 3       | ...        | ...      | ...  | 308      | 2,232  | 192     | 189       |
| 4       | ...        | ...      | ...  | 304      | 2,201  | 193     | ...       |
| 5       | ...        | ...      | ...  | 299      | 2,178  | 227     | ...       |
| 6       | ...        | ...      | ...  | 289      | 2,132  | 200     | ...       |
| 7       | ...        | ...      | ...  | 290      | 2,186  | 190     | ...       |
| 8       | ...        | ...      | ...  | 306      | 2,361  | 187     | ...       |
| 9       | ...        | ...      | ...  | 320      | 2,213  | 189     | ...       |
| 10      | ...        | ...      | ...  | 324      | 2,209  | 162     | ...       |
| 11      | ...        | ...      | ...  | ...      | 2,176  | 164     | ...       |

## 4. (15 ) ( ) Unemployment Rates (Ages 15 and over)(Seasonally Adjusted)

| : %      | In percent |        |        |         |         |        |
|----------|------------|--------|--------|---------|---------|--------|
|          | 1)         | 2)     | 3)     |         | 2)      | 2)     |
|          | Korea      | Norway | Taiwan | Denmark | Germany | Russia |
| 2017     | 3.7        | 2.7    | 3.8    | 5.8     | 5.7     | 1.1    |
| 2018     | 3.8        | 2.4    | 3.7    | 5.1     | 5.2     | 0.9    |
| 2019     | 3.8        | 2.3    | 3.7    | 5.0     | 5.0     | 1.0    |
| 2020     | 4.0        | 5.0    | 3.9    | 5.6     | 5.9     | 3.2    |
| 2021     | 3.7        | 3.2    | 4.0    | 5.0     | 5.7     | 1.8    |
| 2022     | 2.9        | 1.8    | 3.7    | 4.4     | 5.3     | ...    |
| 2021. 10 | 3.2(2.8)   | 2.5    | 3.8    | ...     | 5.3     | 1.1    |
| 11       | 3.1(2.6)   | 2.3    | 3.7    | ...     | 5.3     | 1.1    |
| 12       | 3.6(3.5)   | 2.3    | 3.6    | ...     | 5.2     | 1.1    |
| 2022. 1  | 3.3(4.1)   | 2.3    | 3.6    | ...     | 5.1     | ...    |
| 2        | 2.8(3.4)   | 2.0    | 3.7    | ...     | 5.1     | ...    |
| 3        | 2.8(3.0)   | 1.8    | 3.7    | ...     | 5.0     | ...    |
| 4        | 2.8(3.0)   | 1.8    | 3.6    | ...     | 5.0     | ...    |
| 5        | 2.9(3.0)   | 1.7    | 3.7    | ...     | 5.0     | ...    |
| 6        | 2.9(3.0)   | 1.8    | 3.7    | ...     | 5.3     | ...    |
| 7        | 2.9(2.9)   | 1.7    | 3.8    | ...     | 5.4     | ...    |
| 8        | 2.6(2.1)   | 1.7    | 3.8    | ...     | 5.5     | ...    |
| 9        | 2.8(2.4)   | 1.8    | 3.7    | ...     | 5.5     | ...    |
| 10       | 2.8(2.4)   | 1.8    | 3.6    | ...     | 5.5     | ...    |
| 11       | 2.8(2.3)   | 1.7    | 3.6    | ...     | 5.5     | ...    |
| 12       | 3.1(3.0)   | 1.6    | 3.5    | ...     | 5.5     | ...    |
| 2023. 1  | 2.9(3.6)   | 1.6    | 3.5    | ...     | 5.5     | ...    |
| 2        | 2.6(3.1)   | 1.7    | 3.5    | ...     | 5.5     | ...    |
| 3        | - (2.9)    | 1.6    | 3.6    | ...     | 5.6     | ...    |

|          | 2)         |          | 2)      |             | 2)    |
|----------|------------|----------|---------|-------------|-------|
|          | Luxembourg | U. S. A. | Belgium | Switzerland | Spain |
| 2017     | ...        | 4.4      | 10.2    | 4.8         | 17.2  |
| 2018     | ...        | 3.9      | 9.6     | 4.7         | 15.3  |
| 2019     | ...        | 3.7      | 9.2     | 4.4         | 14.1  |
| 2020     | ...        | 8.1      | 9.5     | 4.8         | 15.5  |
| 2021     | ...        | 5.4      | 8.8     | 5.1         | 14.8  |
| 2022     | ...        | 3.7      | 8.6     | 4.3         | 12.9  |
| 2021. 10 | 5.4        | 4.5      | 8.4     | ...         | ...   |
| 11       | 5.3        | 4.2      | 8.4     | ...         | ...   |
| 12       | 5.2        | 3.9      | 8.4     | ...         | ...   |
| 2022. 1  | 4.9        | 4.0      | 8.4     | ...         | ...   |
| 2        | 4.9        | 3.8      | 8.4     | ...         | ...   |
| 3        | 4.7        | 3.6      | 8.4     | ...         | ...   |
| 4        | 4.7        | 3.6      | 8.5     | ...         | ...   |
| 5        | 4.6        | 3.6      | 8.5     | ...         | ...   |
| 6        | 4.7        | 3.6      | 8.5     | ...         | ...   |
| 7        | 4.7        | 3.5      | 8.6     | ...         | ...   |
| 8        | 4.8        | 3.7      | 8.6     | ...         | ...   |
| 9        | 4.8        | 3.5      | 8.7     | ...         | ...   |
| 10       | 4.9        | 3.7      | 8.8     | ...         | ...   |
| 11       | 4.9        | 3.6      | 8.8     | ...         | ...   |
| 12       | 4.8        | 3.5      | 8.8     | ...         | ...   |
| 2023. 1  | 4.9        | 3.4      | 8.9     | ...         | ...   |
| 2        | 4.8        | 3.6      | 9.0     | ...         | ...   |
| 3        | ...        | 3.5      | 9.0     | ...         | ...   |

: 1) ( ) 가 2) ( , OECD , ) 3)  
 - 가 (ILO , OECD , )  
 : <https://kosis.kr> , OECD [Main Economic Indicators](#) , [Manpower Survey Results](#)

## 4. (15 )( ) ( ) Unemployment Rates (Ages 15 and over)(Seasonally Adjusted)(Cont'd)

| :%       | In percent            |        |             |           |               |
|----------|-----------------------|--------|-------------|-----------|---------------|
|          | 2)<br>Slovak Republic | Israel | 2)<br>U. K. | Australia | 2)<br>Austria |
| 2017     | 8.3                   | 4.2    | 2.2         | 5.6       | 8.5           |
| 2018     | 6.6                   | 4.0    | 2.5         | 5.3       | 7.7           |
| 2019     | 6.1                   | 3.8    | 3.0         | 5.2       | 7.4           |
| 2020     | 7.6                   | 4.3    | 5.6         | 6.5       | 9.9           |
| 2021     | 8.1                   | 5.0    | 5.8         | 5.1       | 8.0           |
| 2022     | 7.0                   | 3.8    | 4.0         | 3.7       | 6.3           |
| 2021. 10 | 7.7                   | 4.7    | ...         | 5.2       | 7.2           |
| 11       | 7.5                   | 4.3    | ...         | 4.6       | 7.1           |
| 12       | 7.5                   | 4.0    | ...         | 4.2       | 6.9           |
| 2022. 1  | 7.5                   | 3.8    | ...         | 4.2       | 6.6           |
| 2        | 7.4                   | 3.9    | ...         | 4.0       | 6.4           |
| 3        | 7.3                   | 3.8    | ...         | 3.9       | 6.3           |
| 4        | 7.1                   | 3.5    | ...         | 3.9       | 6.3           |
| 5        | 7.0                   | 3.7    | ...         | 3.9       | 6.3           |
| 6        | 6.9                   | 3.4    | ...         | 3.6       | 6.3           |
| 7        | 6.8                   | 3.5    | ...         | 3.5       | 6.3           |
| 8        | 6.8                   | 3.5    | ...         | 3.5       | 6.3           |
| 9        | 6.8                   | 3.8    | ...         | 3.6       | 6.3           |
| 10       | 6.7                   | 4.0    | ...         | 3.4       | 6.3           |
| 11       | 6.7                   | 4.0    | ...         | 3.5       | 6.1           |
| 12       | 6.6                   | 4.2    | ...         | 3.5       | 6.1           |
| 2023. 1  | 6.4                   | 4.3    | ...         | 3.7       | 6.1           |
| 2        | 6.3                   | 3.9    | ...         | 3.5       | ...           |
| 3        | ...                   | ...    | ...         | ...       | ...           |

|          | Japan | Czech Republic | Chile | Canada | 2)<br>Poland |
|----------|-------|----------------|-------|--------|--------------|
| 2017     | 2.8   | 2.9            | 7.0   | 6.4    | 7.3          |
| 2018     | 2.4   | 2.2            | 7.4   | 5.8    | 6.1          |
| 2019     | 2.4   | 2.0            | 7.2   | 5.7    | 5.4          |
| 2020     | 2.8   | 2.5            | 10.8  | 9.7    | 6.0          |
| 2021     | 2.8   | 2.8            | 8.9   | 7.5    | 6.4          |
| 2022     | 2.6   | 2.3            | 7.9   | 5.3    | 5.4          |
| 2021. 10 | 2.7   | ...            | 7.8   | 6.6    | 6.1          |
| 11       | 2.8   | ...            | 7.7   | 6.2    | 6.0          |
| 12       | 2.7   | ...            | 7.7   | 6.0    | 5.8          |
| 2022. 1  | 2.7   | ...            | 7.7   | 6.5    | 5.7          |
| 2        | 2.7   | ...            | 7.7   | 5.4    | 5.6          |
| 3        | 2.6   | ...            | 7.7   | 5.3    | 5.6          |
| 4        | 2.6   | ...            | 7.6   | 5.3    | 5.5          |
| 5        | 2.6   | ...            | 7.5   | 5.2    | 5.4          |
| 6        | 2.6   | ...            | 7.5   | 4.9    | 5.4          |
| 7        | 2.6   | ...            | 7.6   | 4.9    | 5.3          |
| 8        | 2.5   | ...            | 7.8   | 5.3    | 5.3          |
| 9        | 2.6   | ...            | 7.9   | 5.2    | 5.3          |
| 10       | 2.6   | ...            | 8.3   | 5.2    | 5.3          |
| 11       | 2.5   | ...            | 8.4   | 5.1    | 5.2          |
| 12       | 2.5   | ...            | 8.5   | 5.0    | 5.2          |
| 2023. 1  | 2.4   | ...            | 8.6   | 5.0    | 5.2          |
| 2        | 2.6   | ...            | ...   | 5.0    | 5.2          |
| 3        | ...   | ...            | ...   | 5.0    | ...          |

## 5. ( ) Standard Unemployment Rates (Seasonally Adjusted)

| : %     | In percent |        |             |        |                       |         |            |
|---------|------------|--------|-------------|--------|-----------------------|---------|------------|
|         | Korea      | Greece | Netherlands | Norway | Denmark <sup>1)</sup> | Germany | Luxembourg |
| 2017    | 3.7        | 21.8   | 5.9         | 4.4    | 5.8                   | 3.6     | 5.6        |
| 2018    | 3.8        | 19.7   | 4.9         | 4.0    | 5.2                   | 3.2     | 5.5        |
| 2019    | 3.8        | 17.9   | 4.4         | 3.9    | 5.0                   | 3.0     | 5.6        |
| 2020    | 3.9        | 17.6   | 4.9         | 4.8    | 5.6                   | 3.6     | 6.7        |
| 2021    | 3.7        | 14.8   | 4.2         | 4.5    | 5.1                   | 3.6     | 5.4        |
| 2022    | 2.9        | 12.5   | 3.5         | 3.2    | 4.5                   | 3.1     | 4.5        |
| 2021. 9 | 3.0        | 13.2   | 4.1         | 3.7    | 4.9                   | 3.4     | 4.9        |
| 10      | 3.2        | 13.4   | 3.9         | 3.7    | 4.8                   | 3.3     | 4.8        |
| 11      | 3.1        | 13.0   | 3.7         | 3.8    | 4.1                   | 3.3     | 4.7        |
| 12      | 3.6        | 12.9   | 3.8         | 3.2    | 4.5                   | 3.2     | 4.8        |
| 2022. 1 | 3.3        | 13.6   | 3.6         | 3.3    | 4.9                   | 3.1     | 4.5        |
| 2       | 2.8        | 13.0   | 3.4         | 3.5    | 4.3                   | 3.1     | 4.5        |
| 3       | 2.8        | 12.7   | 3.3         | 3.1    | 4.0                   | 3.0     | 4.4        |
| 4       | 2.8        | 12.7   | 3.2         | 2.6    | 4.1                   | 3.0     | 4.4        |
| 5       | 2.9        | 12.7   | 3.3         | 3.8    | 4.1                   | 3.0     | 4.4        |
| 6       | 2.9        | 12.5   | 3.4         | 3.0    | 4.3                   | 3.0     | 4.4        |
| 7       | 2.9        | 12.4   | 3.6         | 2.8    | 4.7                   | 3.1     | 4.4        |
| 8       | 2.6        | 12.5   | 3.8         | 3.6    | 4.4                   | 3.1     | 4.5        |
| 9       | 2.8        | 11.9   | 3.8         | 3.4    | 4.6                   | 3.1     | 4.6        |
| 10      | 2.8        | 11.7   | 3.7         | 3.2    | 4.5                   | 3.1     | 4.7        |
| 11      | 2.8        | 11.8   | 3.6         | 3.1    | 4.7                   | 3.0     | 4.7        |
| 12      | 3.1        | 11.8   | 3.5         | 3.4    | 4.8                   | 3.0     | 4.7        |
| 2023. 1 | 2.9        | 10.3   | 3.6         | 3.6    | 4.3                   | 2.9     | 4.8        |
| 2       | 2.6        | 11.4   | 3.5         | 3.9    | 5.2                   | 2.9     | 4.8        |

|         | U. S. A. | Belgium | Sweden | Spain | Slovak Republic | Ireland |
|---------|----------|---------|--------|-------|-----------------|---------|
| 2017    | 4.4      | 7.1     | 6.9    | 17.2  | 8.1             | 6.7     |
| 2018    | 3.9      | 6.0     | 6.5    | 15.3  | 6.5             | 5.8     |
| 2019    | 3.7      | 5.4     | 7.0    | 14.1  | 5.7             | 5.0     |
| 2020    | 8.1      | 5.5     | 8.5    | 15.5  | 6.7             | 5.9     |
| 2021    | 5.4      | 6.3     | 8.8    | 14.8  | 6.8             | 6.3     |
| 2022    | 3.7      | 5.6     | 7.5    | 12.9  | 6.2             | 4.5     |
| 2021. 9 | 4.8      | 6.2     | 8.8    | 14.3  | 6.7             | 5.3     |
| 10      | 4.5      | 6.0     | 8.3    | 13.8  | 6.6             | 5.2     |
| 11      | 4.2      | 5.8     | 8.3    | 13.4  | 6.5             | 5.2     |
| 12      | 3.9      | 5.6     | 7.9    | 13.3  | 6.5             | 5.0     |
| 2022. 1 | 4.0      | 5.3     | 8.1    | 13.3  | 6.4             | 4.9     |
| 2       | 3.8      | 5.3     | 7.3    | 13.2  | 6.4             | 4.6     |
| 3       | 3.6      | 5.4     | 7.6    | 13.2  | 6.3             | 5.0     |
| 4       | 3.6      | 5.7     | 7.7    | 12.9  | 6.3             | 4.6     |
| 5       | 3.6      | 5.9     | 7.7    | 12.7  | 6.2             | 4.2     |
| 6       | 3.6      | 5.8     | 7.6    | 12.6  | 6.2             | 4.2     |
| 7       | 3.5      | 5.5     | 7.0    | 12.6  | 6.0             | 4.3     |
| 8       | 3.7      | 5.4     | 7.0    | 12.7  | 6.0             | 4.4     |
| 9       | 3.5      | 5.4     | 7.1    | 12.9  | 6.0             | 4.4     |
| 10      | 3.7      | 5.6     | 7.7    | 12.9  | 6.0             | 4.5     |
| 11      | 3.6      | 5.7     | 7.2    | 13.0  | 6.1             | 4.5     |
| 12      | 3.5      | 5.8     | 7.5    | 13.0  | 6.1             | 4.4     |
| 2023. 1 | 3.4      | 5.8     | 7.3    | 13.0  | 6.1             | 4.4     |
| 2       | 3.6      | 5.8     | 7.6    | 12.8  | 6.0             | 4.3     |

: 1) 가 4~5 (ILO , OECD )  
 - 가 ( )  
 : OECD 『Main Economic Indicators』

## 5. ( ) ( ) Harmonised Standard Unemployment Rates (Seasonally Adjusted)(Cont'd)

| : %     | In percent |           |         |           |       |       |                |
|---------|------------|-----------|---------|-----------|-------|-------|----------------|
|         | U. K.      | Australia | Austria | Euro Area | Italy | Japan | Czech Republic |
| 2017    | 4.4        | 5.6       | 5.9     | 9.1       | 11.3  | 2.8   | 2.9            |
| 2018    | 4.1        | 5.3       | 5.2     | 8.2       | 10.6  | 2.4   | 2.3            |
| 2019    | 3.8        | 5.2       | 4.8     | 7.6       | 9.9   | 2.4   | 2.0            |
| 2020    | 4.6        | 6.5       | 6.0     | 7.9       | 9.3   | 2.8   | 2.6            |
| 2021    | 4.5        | 5.1       | 6.2     | 7.7       | 9.6   | 2.8   | 2.8            |
| 2022    | 3.7        | 3.7       | 4.8     | 6.7       | 8.1   | 2.6   | 2.4            |
| 2021. 9 | 4.2        | 4.7       | 4.9     | 7.4       | 9.0   | 2.7   | 2.6            |
| 10      | 4.1        | 5.2       | 5.9     | 7.3       | 9.2   | 2.7   | 2.5            |
| 11      | 4.0        | 4.6       | 5.1     | 7.1       | 9.0   | 2.8   | 2.2            |
| 12      | 4.0        | 4.2       | 4.8     | 7.0       | 8.8   | 2.7   | 2.2            |
| 2022. 1 | 3.8        | 4.2       | 4.7     | 6.9       | 8.6   | 2.7   | 2.3            |
| 2       | 3.7        | 4.0       | 4.8     | 6.8       | 8.4   | 2.7   | 2.5            |
| 3       | 3.8        | 3.9       | 4.2     | 6.8       | 8.3   | 2.6   | 2.3            |
| 4       | 3.8        | 3.9       | 4.4     | 6.7       | 8.2   | 2.6   | 2.5            |
| 5       | 3.8        | 3.9       | 4.7     | 6.7       | 8.1   | 2.6   | 2.4            |
| 6       | 3.6        | 3.6       | 4.2     | 6.7       | 8.0   | 2.6   | 2.4            |
| 7       | 3.5        | 3.5       | 4.7     | 6.7       | 8.0   | 2.6   | 2.4            |
| 8       | 3.6        | 3.5       | 5.3     | 6.7       | 8.1   | 2.5   | 2.4            |
| 9       | 3.7        | 3.6       | 5.2     | 6.7       | 8.0   | 2.6   | 2.3            |
| 10      | 3.7        | 3.4       | 4.6     | 6.6       | 7.9   | 2.6   | 2.2            |
| 11      | 3.7        | 3.5       | 5.5     | 6.7       | 7.9   | 2.5   | 2.7            |
| 12      | 3.7        | 3.5       | 4.9     | 6.7       | 7.9   | 2.5   | 2.3            |
| 2023. 1 | ...        | 3.7       | 5.1     | 6.7       | 8.0   | 2.4   | 2.5            |
| 2       | ...        | 3.5       | 5.0     | ...       | 8.0   | 2.6   | 2.4            |

|         | Canada | Turkiye | Portugal | Poland | France | Finland | 가<br>Hungary |
|---------|--------|---------|----------|--------|--------|---------|--------------|
| 2017    | 6.4    | 10.9    | 9.2      | 5.0    | 9.4    | 8.8     | 4.1          |
| 2018    | 5.8    | 10.9    | 7.2      | 3.9    | 9.0    | 7.4     | 3.5          |
| 2019    | 5.7    | 13.7    | 6.7      | 3.3    | 8.4    | 6.7     | 3.3          |
| 2020    | 9.7    | 13.1    | 7.1      | 3.2    | 8.0    | 7.7     | 4.1          |
| 2021    | 7.5    | 12.0    | 6.6      | 3.4    | 7.9    | 7.7     | 4.0          |
| 2022    | 5.3    | 10.5    | 6.0      | 2.9    | 7.3    | 6.8     | 3.6          |
| 2021. 9 | 7.1    | 11.2    | 6.4      | 3.0    | 7.7    | 7.5     | 3.8          |
| 10      | 6.6    | 11.0    | 6.4      | 3.0    | 7.5    | 6.7     | 3.8          |
| 11      | 6.2    | 11.1    | 6.3      | 3.0    | 7.4    | 6.8     | 3.8          |
| 12      | 6.0    | 11.0    | 5.8      | 3.0    | 7.4    | 7.2     | 3.8          |
| 2022. 1 | 6.5    | 11.3    | 5.7      | 2.9    | 7.3    | 7.0     | 3.6          |
| 2       | 5.4    | 10.7    | 5.6      | 2.8    | 7.3    | 6.6     | 3.6          |
| 3       | 5.3    | 11.2    | 5.8      | 2.8    | 7.4    | 6.5     | 3.6          |
| 4       | 5.3    | 11.0    | 5.9      | 2.8    | 7.5    | 6.3     | 3.5          |
| 5       | 5.2    | 10.8    | 6.0      | 2.8    | 7.5    | 6.1     | 3.5          |
| 6       | 4.9    | 10.4    | 6.0      | 2.9    | 7.5    | 6.9     | 3.5          |
| 7       | 4.9    | 10.2    | 6.0      | 2.9    | 7.3    | 7.1     | 3.6          |
| 8       | 5.3    | 9.7     | 6.0      | 3.0    | 7.2    | 7.2     | 3.6          |
| 9       | 5.2    | 10.0    | 6.2      | 3.0    | 7.1    | 7.3     | 3.7          |
| 10      | 5.2    | 10.1    | 6.1      | 3.0    | 7.2    | 6.4     | 3.7          |
| 11      | 5.1    | 10.1    | 6.5      | 2.9    | 7.2    | 6.7     | 3.8          |
| 12      | 5.0    | 10.3    | 6.7      | 2.9    | 7.2    | 7.2     | 3.8          |
| 2023. 1 | 5.0    | 9.8     | 7.0      | 2.8    | 7.1    | 7.1     | 3.8          |
| 2       | 5.0    | 10.0    | 6.8      | 2.8    | 7.0    | 6.6     | 3.9          |

## 6. Paid Employment in Non-agricultural Activities

In thousand persons

|       | 1)               |           |                  |           |                  |           |                  |           |                  |           |                  |           |
|-------|------------------|-----------|------------------|-----------|------------------|-----------|------------------|-----------|------------------|-----------|------------------|-----------|
|       | Korea            |           | New Zealand      |           | U. S. A.         |           | Australia        |           | Japan            |           | Chile            |           |
|       | Total employment | Employees | Total employment | Employees | Total employment | Employees | Total employment | Employees | Total employment | Employees | Total employment | Employees |
| 2018  | 25,585           | ...       | 2,496            | ...       | 153,100          | 144,108   | 12,268           | ...       | 63,884           | 58,275    | 7,617            | 5,615     |
| 2019  | 25,836           | ...       | 2,538            | ...       | 154,892          | 146,059   | 12,564           | ...       | 64,589           | 58,977    | 7,738            | 5,678     |
| 2020  | 25,579           | ...       | 2,566            | ...       | 145,214          | 136,664   | 12,322           | ...       | 63,420           | 58,250    | 7,168            | 5,587     |
| 2021  | 25,942           | ...       | 2,626            | ...       | 150,044          | 140,766   | 12,800           | ...       | 63,540           | 58,430    | 7,706            | 5,839     |
| 2021. | 5                | 26,115    | ...              | ...       | 149,231          | 139,796   | 12,898           | ...       | 63,300           | 58,090    | 7,419            | 5,697     |
|       | 6                | 26,162    | ...              | 2,604     | ...              | 149,696   | 140,371          | ...       | 63,700           | 58,510    | 7,587            | 5,767     |
|       | 7                | 26,194    | ...              | ...       | 150,992          | 141,212   | ...              | ...       | 63,750           | 58,570    | 7,721            | 5,844     |
|       | 8                | 26,149    | ...              | ...       | 150,569          | 140,915   | 12,645           | ...       | 63,560           | 58,320    | 7,835            | 5,892     |
|       | 9                | 26,232    | ...              | 2,648     | ...              | 151,521   | 141,985          | ...       | 63,650           | 58,480    | 7,949            | 5,954     |
|       | 10               | 26,266    | ...              | ...       | 152,299          | 142,696   | ...              | ...       | 63,610           | 58,590    | 8,032            | 6,006     |
|       | 11               | 26,424    | ...              | ...       | 153,348          | 144,043   | 12,956           | ...       | 63,530           | 58,420    | 8,119            | 6,068     |
|       | 12               | 26,148    | ...              | 2,661     | ...              | 153,237   | 144,047          | ...       | 63,680           | 58,590    | 8,125            | 6,116     |
| 2022. | 1                | 25,875    | ...              | ...       | 153,182          | 144,315   | ...              | ...       | 63,520           | 58,450    | 8,176            | 6,229     |
|       | 2                | 26,282    | ...              | ...       | 154,434          | 145,396   | 13,180           | ...       | 63,660           | 58,730    | 8,215            | 6,264     |
|       | 3                | 26,493    | ...              | 2,657     | ...              | 155,630   | 146,420          | ...       | 63,860           | 58,980    | 8,273            | 6,304     |
|       | 4                | 26,680    | ...              | ...       | 155,432          | 146,374   | ...              | ...       | 64,020           | 59,110    | 8,312            | 6,244     |
|       | 5                | 26,948    | ...              | ...       | 155,897          | 146,438   | 13,308           | ...       | 63,910           | 58,850    | 8,319            | 6,281     |
|       | 6                | ...       | ...              | ...       | 155,979          | 146,561   | ...              | ...       | 64,150           | 59,010    | ...              | ...       |

|       | 2)               |           |                  |           |                  |           |                  |           |                  |           |                  |           |
|-------|------------------|-----------|------------------|-----------|------------------|-----------|------------------|-----------|------------------|-----------|------------------|-----------|
|       | Canada           |           | Colombia         |           | Turkiye          |           | Peru             |           | Puerto Rico      |           | Philippines      |           |
|       | Total employment | Employees | Total employment | Employees | Total employment | Employees | Total employment | Employees | Total employment | Employees | Total employment | Employees |
| 2018  | 18,380           | 15,679    | 18,628           | 9,756     | 23,437           | 18,993    | 4,899            | 2,976     | ...              | 864       | 31,158           | 22,794    |
| 2019  | 18,768           | 16,021    | 18,664           | 9,907     | 22,994           | 18,674    | 4,915            | 2,975     | ...              | 881       | 32,730           | 23,862    |
| 2020  | 17,778           | 15,128    | 16,460           | 8,517     | 22,099           | 18,128    | 3,777            | 2,309     | ...              | 835       | 29,624           | 21,691    |
| 2021  | 18,613           | 16,076    | 17,438           | 8,943     | ...              | ...       | 4,527            | 2,655     | ...              | 875       | ...              | ...       |
| 2021. | 5                | 18,444    | 15,847           | 17,571    | 9,064            | ...       | ...              | 4,543     | 2,649            | ...       | 862              | ...       |
|       | 6                | 18,889    | 16,330           | 17,015    | 8,858            | ...       | ...              | 4,628     | 2,704            | ...       | 870              | ...       |
|       | 7                | 18,872    | 16,330           | 17,630    | 9,309            | ...       | ...              | 4,614     | 2,721            | ...       | 871              | 32,485    |
|       | 8                | 18,919    | 16,383           | 17,936    | 9,084            | ...       | ...              | 4,626     | 2,724            | ...       | 874              | ...       |
|       | 9                | 18,966    | 16,430           | 16,798    | 8,748            | ...       | ...              | 4,692     | 2,777            | ...       | 890              | ...       |
|       | 10               | 18,978    | 16,488           | 17,569    | 8,881            | ...       | ...              | 4,784     | 2,826            | ...       | 900              | ...       |
|       | 11               | 19,084    | 16,568           | 17,737    | 8,901            | ...       | ...              | 4,873     | 2,915            | ...       | 905              | ...       |
|       | 12               | 19,077    | 16,561           | 17,922    | 9,059            | ...       | ...              | 4,827     | 2,868            | ...       | 914              | ...       |
| 2022. | 1                | 18,599    | 16,068           | 17,732    | 9,808            | ...       | ...              | 4,841     | 2,848            | ...       | 896              | ...       |
|       | 2                | 18,985    | 16,494           | 18,553    | 10,219           | ...       | ...              | 4,909     | 2,907            | ...       | 906              | ...       |
|       | 3                | 19,043    | 16,528           | 18,352    | 10,332           | ...       | ...              | 5,033     | 2,984            | ...       | 909              | ...       |
|       | 4                | 19,141    | 16,593           | 18,877    | 10,682           | ...       | ...              | 5,095     | 3,052            | ...       | 912              | ...       |
|       | 5                | 19,583    | 17,001           | ...       | ...              | ...       | ...              | 5,067     | 2,998            | ...       | 913              | ...       |
|       | 6                | 19,703    | 17,184           | ...       | ...              | ...       | ...              | ...       | ...              | ...       | 912              | ...       |

: 1) 16

2) 3

3)

: UN Monthly Bulletin of Statistics

## 7. Paid Employment in Manufacturing

In thousand persons

|       | In thousand persons |           |                  |                 |                  |           |                  |           |                  |           |
|-------|---------------------|-----------|------------------|-----------------|------------------|-----------|------------------|-----------|------------------|-----------|
|       | Korea               |           | New Zealand      |                 | 2)<br>U. S. A.   |           | Australia        |           | Japan            |           |
|       | Total employment    | Employees | Total employment | 1)<br>Employees | Total employment | Employees | Total employment | Employees | Total employment | Employees |
| 2018  | 4,510               | 4,011     | 254              | 175             | 16,211           | 15,654    | 934              | ...       | 10,561           | 10,104    |
| 2019  | 4,429               | 3,967     | 246              | ...             | 16,414           | 15,871    | 885              | ...       | 10,607           | 10,140    |
| 2020  | 4,376               | 3,942     | 252              | 195             | 14,961           | 14,475    | 865              | ...       | 10,450           | 10,030    |
| 2021  | 4,368               | 3,938     | 244              | 207             | 15,119           | 14,603    | 905              | ...       | 10,370           | 9,990     |
| 2021. |                     |           |                  |                 |                  |           |                  |           |                  |           |
| 5     | 4,397               | 3,962     | ...              | ...             | 14,877           | 14,410    | 917              | ...       | 10,270           | 9,890     |
| 6     | ...                 | ...       | ...              | ...             | ...              | ...       | ...              | ...       | ...              | ...       |
| 7     | 4,343               | 3,912     | ...              | ...             | 15,116           | 14,509    | ...              | ...       | 10,510           | 10,130    |
| 8     | 4,289               | 3,865     | ...              | ...             | 15,072           | 14,549    | 952              | ...       | 10,410           | 10,040    |
| 9     | 4,298               | 3,879     | 242              | 206             | 15,376           | 14,802    | ...              | ...       | 10,210           | 9,860     |
| 10    | 4,324               | 3,899     | ...              | ...             | 15,611           | 15,055    | ...              | ...       | 10,360           | 10,000    |
| 11    | 4,402               | 3,955     | ...              | ...             | 15,644           | 15,087    | 861              | ...       | 10,220           | 9,810     |
| 12    | 4,403               | 3,965     | 241              | 213             | 15,848           | 15,226    | ...              | ...       | 10,510           | 10,110    |
| 2022. |                     |           |                  |                 |                  |           |                  |           |                  |           |
| 1     | 4,466               | 4,032     | ...              | ...             | 15,671           | 15,059    | ...              | ...       | 10,570           | 10,180    |
| 2     | 4,450               | 4,031     | ...              | ...             | 16,025           | 15,448    | 850              | ...       | 10,400           | 10,030    |
| 3     | 4,512               | 4,093     | 256              | 217             | 15,990           | 15,318    | ...              | ...       | 10,530           | 10,150    |
| 4     | 4,518               | 4,106     | ...              | ...             | 15,980           | 15,400    | ...              | ...       | 10,270           | 9,970     |
| 5     | 4,504               | 4,089     | ...              | ...             | 15,484           | 14,957    | 836              | ...       | 10,260           | 9,930     |
| 6     | ...                 | ...       | ...              | ...             | 15,877           | 15,322    | ...              | ...       | 10,450           | 10,090    |

|       | In thousand persons |           |                  |           |                  |           |                  |           |                  |           |                  |           |
|-------|---------------------|-----------|------------------|-----------|------------------|-----------|------------------|-----------|------------------|-----------|------------------|-----------|
|       | 3)<br>Chile         |           | Canada           |           | Colombia         |           | Turkiye          |           | 34)<br>Peru      |           | Philippines      |           |
|       | Total employment    | Employees | Total employment | Employees | Total employment | Employees | Total employment | Employees | Total employment | Employees | Total employment | Employees |
| 2018  | 868                 | 627       | 1,727            | 1,652     | 2,752            | 1,525     | 5,228            | 4,521     | 693              | 477       | 3,625            | 2,930     |
| 2019  | 838                 | 593       | 1,732            | 1,663     | 2,613            | 1,442     | 5,152            | 4,459     | 673              | 462       | 3,618            | 2,953     |
| 2020  | 776                 | 586       | 1,657            | 1,580     | 2,180            | 1,311     | 5,071            | 4,414     | 506              | 351       | 3,184            | 2,649     |
| 2021  | 820                 | 613       | 1,734            | 1,661     | 2,244            | 1,351     | ...              | ...       | 636              | 439       | ...              | ...       |
| 2021. |                     |           |                  |           |                  |           |                  |           |                  |           |                  |           |
| 5     | 813                 | 606       | 1,743            | 1,674     | 2,145            | 1,286     | ...              | ...       | 616              | 395       | ...              | ...       |
| 6     | ...                 | ...       | ...              | ...       | ...              | ...       | ...              | ...       | ...              | ...       | ...              | ...       |
| 7     | 815                 | 610       | 1,756            | 1,677     | 2,190            | 1,352     | ...              | ...       | 646              | 439       | 3,528            | 2,913     |
| 8     | 827                 | 625       | 1,744            | 1,671     | 2,130            | 1,268     | ...              | ...       | 634              | 439       | ...              | ...       |
| 9     | 829                 | 615       | 1,737            | 1,662     | 2,206            | 1,366     | ...              | ...       | 655              | 463       | ...              | ...       |
| 10    | 851                 | 627       | 1,718            | 1,646     | 2,505            | 1,455     | ...              | ...       | 709              | 511       | ...              | ...       |
| 11    | 858                 | 641       | 1,747            | 1,669     | 2,430            | 1,402     | ...              | ...       | 767              | 559       | ...              | ...       |
| 12    | 853                 | 641       | 1,752            | 1,678     | 2,281            | 1,358     | ...              | ...       | 730              | 514       | ...              | ...       |
| 2022. |                     |           |                  |           |                  |           |                  |           |                  |           |                  |           |
| 1     | 860                 | 656       | 1,719            | 1,639     | 2,069            | 1,251     | ...              | ...       | 685              | 473       | ...              | ...       |
| 2     | 867                 | 647       | 1,725            | 1,652     | 2,334            | 1,411     | ...              | ...       | 663              | 460       | ...              | ...       |
| 3     | 879                 | 654       | 1,728            | 1,660     | 2,406            | 1,450     | ...              | ...       | 692              | 485       | ...              | ...       |
| 4     | 878                 | 646       | 1,750            | 1,688     | 2,382            | 1,482     | ...              | ...       | 726              | 493       | ...              | ...       |
| 5     | 888                 | 656       | 1,742            | 1,678     | ...              | ...       | ...              | ...       | 690              | 456       | ...              | ...       |
| 6     | ...                 | ...       | 1,777            | 1,717     | ...              | ...       | ...              | ...       | ...              | ...       | ...              | ...       |

: 1)

2) 16

3) 3

4)

: UN 『Monthly Bulletin of Statistics』



## II. 에너지 ENERGY

|                  |    |
|------------------|----|
| 1. 공용 전력생산 ..... | 20 |
| 2. 전력 생산 .....   | 21 |
| 3. 무연탄 생산 .....  | 22 |
| 4. 갈탄 생산량 .....  | 24 |
| 5. 천연가스 생산 ..... | 26 |
| 6. 원유 생산량 .....  | 28 |

# 1. 1) Gross Production of Electricity for Public Use

| : kWh   | In million kWh |            |          |                |         |
|---------|----------------|------------|----------|----------------|---------|
|         | Korea, Rep. of | Bangladesh | Viet Nam | 가<br>Singapore | Armenia |
| 2017    | 46,095         | 4,726      | 16,183   | 4,352          | 647     |
| 2018    | 47,481         | ...        | 17,317   | 4,409          | 648     |
| 2019    | 46,881         | 5,925      | 18,938   | 4,512          | 636     |
| 2020    | 46,089         | 5,976      | 19,425   | ...            | ...     |
| 2021    | 48,115         | 6,750      | 20,608   | ...            | ...     |
| 2021. 1 | 53,390         | 5,262      | 19,600   | ...            | 742     |
| 2       | 45,163         | 5,008      | 16,900   | ...            | 634     |
| 3       | 47,380         | 6,976      | 20,700   | ...            | 736     |
| 4       | 43,738         | 7,583      | 20,900   | ...            | 640     |
| 5       | 44,375         | 7,316      | 22,500   | ...            | 557     |
| 6       | 45,508         | 7,331      | 23,200   | ...            | ...     |
| 7       | 54,202         | 7,232      | 23,700   | ...            | 632     |
| 8       | 51,849         | 7,901      | 21,000   | ...            | 576     |
| 9       | 45,438         | 7,895      | 18,200   | ...            | 550     |
| 10      | 45,809         | 7,646      | 20,100   | ...            | 582     |
| 11      | 46,979         | 5,534      | 19,900   | ...            | 685     |
| 12      | 53,549         | 5,310      | 20,600   | ...            | 827     |
| 2022. 1 | 55,022         | ...        | 20,300   | ...            | 885     |
| 2       | 48,709         | ...        | 16,600   | ...            | 794     |
| 3       | 49,637         | ...        | 22,000   | ...            | 786     |
| 4       | 44,765         | ...        | 21,600   | ...            | 677     |
| 5       | 45,356         | ...        | ...      | ...            | 603     |

|         | 2)<br>Ireland | Estonia | U.K.   | 3)<br>China | Pakistan |
|---------|---------------|---------|--------|-------------|----------|
| 2017    | 2,393         | 1,086   | 23,978 | 521,224     | ...      |
| 2018    | 2,398         | 1,027   | 23,446 | 560,008     | ...      |
| 2019    | 2,326         | 628     | 22,422 | 590,458     | ...      |
| 2020    | 2,459         | 469     | 21,276 | 614,303     | ...      |
| 2021    | 2,466         | 608     | 21,220 | 670,535     | ...      |
| 2021. 1 | 2,820         | 668     | 25,924 | 621,385     | ...      |
| 2       | 2,573         | 682     | 21,995 | 621,385     | 8,247    |
| 3       | 2,572         | 468     | 22,769 | 657,900     | ...      |
| 4       | 2,292         | 462     | 20,987 | 623,010     | ...      |
| 5       | 2,221         | 425     | 20,149 | 647,840     | 14,229   |
| 6       | 2,193         | 506     | 17,938 | 686,050     | 15,574   |
| 7       | 2,055         | 547     | 18,281 | 758,620     | 17,607   |
| 8       | 2,301         | 486     | 17,808 | 738,350     | 17,840   |
| 9       | 2,310         | 647     | 18,874 | 675,120     | ...      |
| 10      | 2,542         | 683     | 21,104 | 639,350     | 13,032   |
| 11      | 2,741         | 762     | 23,857 | 654,040     | 9,852    |
| 12      | 2,976         | 961     | 24,951 | 723,370     | 9,966    |
| 2022. 1 | 2,910         | 819     | 25,779 | 657,030     | 9,860    |
| 2       | 2,782         | 589     | 21,450 | 657,030     | 9,198    |
| 3       | 2,766         | 876     | 22,649 | 670,170     | ...      |
| 4       | 2,516         | 591     | 21,463 | ...         | ...      |
| 5       | 2,530         | 800     | ...    | ...         | ...      |

: 1) 2) 3) 1 2 2  
: UN Monthly Bulletin of Statistics

## 2. 1) Production of Electricity

| : kWh    |                | In million kWh |         |        |              |               |        |         |
|----------|----------------|----------------|---------|--------|--------------|---------------|--------|---------|
|          | Korea, Rep. of | Denmark        | Germany | Mexico | 2)<br>U.S.A. | 가<br>Bulgaria | Spain  | Iceland |
| 2016     | 540,441        | 2,411          | 36,036  | 21,927 | 339,723      | ...           | 22,597 | 1,517   |
| 2017     | 553,530        | 2,455          | 33,938  | 24,109 | 336,189      | 3,784         | 21,881 | 1,581   |
| 2018     | 570,647        | 2,409          | 32,293  | 27,136 | 348,190      | 3,824         | 21,756 | 1,626   |
| 2019     | 563,040        | 2,371          | 27,788  | 26,657 | 344,052      | 3,677         | 21,899 | 1,584   |
| 2020     | 552,162        | 2,326          | 24,064  | 23,807 | 334,038      | 3,351         | 21,117 | 1,588   |
| 2021     | 576,809        | 2,653          | ...     | 28,481 | 342,962      | 3,974         | 21,779 | 1,618   |
| 2020. 12 | 51,600         | 2,744          | 30,726  | 23,393 | 344,346      | 3,888         | 23,829 | 1,663   |
| 2021. 1  | 53,095         | 3,112          | 33,150  | 24,007 | 350,796      | 4,156         | 24,454 | 1,661   |
| 2        | 44,974         | 3,234          | 26,954  | 21,506 | 326,223      | 3,758         | 21,207 | 1,490   |
| 3        | 47,193         | 3,093          | 27,429  | 25,573 | 312,285      | 4,268         | 22,180 | 1,662   |
| 4        | 43,637         | 2,815          | 24,479  | 29,491 | 292,504      | 3,868         | 20,036 | 1,580   |
| 5        | 44,305         | 2,156          | 20,350  | 32,081 | 318,859      | 3,342         | 20,565 | 1,654   |
| 6        | 45,788         | 1,820          | 23,357  | 32,778 | 373,754      | 3,225         | 20,000 | 1,527   |
| 7        | 54,145         | 1,788          | 23,163  | 31,823 | 404,749      | 3,835         | 22,499 | 1,581   |
| 8        | 51,796         | 2,150          | 22,719  | 31,941 | 413,353      | 3,864         | 21,725 | 1,593   |
| 9        | 45,410         | 2,159          | ...     | 29,919 | 348,201      | 4,010         | 21,568 | 1,585   |
| 10       | 46,147         | 2,901          | 26,098  | 29,533 | 319,638      | 3,930         | 20,603 | 1,674   |
| 11       | 46,885         | 3,171          | 31,848  | 26,292 | 315,495      | 4,416         | 22,979 | 1,693   |
| 12       | 53,374         | 3,436          | 31,812  | 26,824 | 339,684      | 5,013         | 23,533 | 1,721   |
| 2022. 1  | 54,792         | 4,062          | 28,973  | 26,353 | 378,967      | 5,168         | 24,288 | 1,670   |
| 2        | 48,488         | 3,999          | 21,849  | 22,837 | 327,767      | 4,486         | 21,082 | 1,479   |
| 3        | 49,659         | 3,605          | 29,341  | ...    | 325,952      | 5,144         | 22,723 | 1,585   |
| 4        | 44,859         | 2,857          | 22,727  | 27,321 | 304,349      | 4,119         | 21,736 | 1,605   |
| 5        | 46,181         | 2,134          | ...     | ...    | ...          | 3,624         | ...    | ...     |

|          | Italy  | Japan  | Chile | 2)<br>Canada | Turkiye | Poland | 2)<br>Finland | 가<br>Hungary |
|----------|--------|--------|-------|--------------|---------|--------|---------------|--------------|
| 2016     | 23,870 | 72,109 | 6,113 | 53,858       | 22,601  | 13,840 | 5,502         | 2,093        |
| 2017     | 23,720 | 75,768 | 6,178 | 54,115       | ...     | 14,161 | 5,407         | 2,089        |
| 2018     | 23,392 | 75,399 | 6,303 | 53,456       | ...     | 14,183 | 5,619         | 1,985        |
| 2019     | 23,570 | 72,595 | 6,424 | 53,366       | 25,065  | 13,663 | 5,505         | 2,047        |
| 2020     | 22,763 | 70,228 | 6,475 | 52,959       | 25,599  | 13,076 | 5,484         | 2,048        |
| 2021     | 23,228 | 71,138 | 6,787 | 52,304       | ...     | 14,910 | 5,697         | 1,961        |
| 2020. 12 | 22,897 | 81,551 | 6,867 | 61,263       | 27,552  | 14,937 | 6,350         | 2,222        |
| 2021. 1  | 23,950 | 86,460 | 6,762 | 61,728       | 27,262  | 15,825 | 6,875         | 2,282        |
| 2        | 20,697 | 72,010 | 6,170 | 57,162       | 24,640  | 14,172 | 6,517         | 1,901        |
| 3        | 22,653 | 70,402 | 6,975 | 56,657       | 27,876  | 14,669 | 6,755         | 2,103        |
| 4        | 21,601 | 61,513 | 6,516 | 48,555       | 25,956  | 13,913 | 5,716         | 1,959        |
| 5        | 21,248 | 61,278 | 6,877 | 48,110       | 25,411  | 13,529 | 5,084         | 1,696        |
| 6        | 23,958 | 64,703 | 6,781 | 48,940       | 27,136  | 13,685 | 4,290         | 2,049        |
| 7        | 25,954 | 77,231 | 7,137 | 49,932       | 31,270  | 14,680 | 4,395         | 2,029        |
| 8        | 23,132 | 78,159 | 7,047 | 50,333       | 33,050  | 14,490 | 4,587         | 1,796        |
| 9        | 23,037 | 67,268 | 6,531 | 45,813       | ...     | 15,216 | 4,764         | 1,820        |
| 10       | 22,475 | 66,710 | 6,799 | 48,242       | 26,345  | 15,523 | 6,004         | 1,904        |
| 11       | 24,567 | 67,221 | 6,715 | 51,705       | 26,724  | 16,001 | 6,217         | 1,897        |
| 12       | 25,465 | 80,702 | 7,133 | 60,476       | 29,013  | 17,213 | 7,160         | 2,097        |
| 2022. 1  | 25,098 | 87,476 | 7,080 | 65,052       | 28,520  | 16,529 | 6,663         | 2,334        |
| 2        | 22,202 | 78,961 | 6,527 | 56,207       | 25,622  | 14,786 | 5,909         | 1,726        |
| 3        | 24,120 | 72,020 | 7,136 | 56,654       | 28,524  | 16,326 | 6,419         | 2,179        |
| 4        | 20,719 | ...    | 6,667 | 50,159       | 25,915  | 14,871 | ...           | 1,860        |
| 5        | ...    | ...    | ...   | ...          | 25,340  | 14,133 | ...           | 1,772        |

: 1)

:

P

2)  
, UN P Monthly Bulletin of Statistics

### 3. 1) Hard Coal Production

| : M/T    | In thousand metric tons |              |         |        |         |
|----------|-------------------------|--------------|---------|--------|---------|
|          | 2)<br>Korea, Rep. of    | South Africa | Germany | Russia | Rumania |
| 2016     | 144                     | ...          | 321     | 25,974 | 86      |
| 2017     | 124                     | ...          | 306     | 27,872 | 63      |
| 2018     | 100                     | 21,027       | ...     | 29,860 | 44      |
| 2019     | 90                      | 20,885       | ...     | 29,797 | 34      |
| 2020     | 85                      | 20,644       | ...     | 27,080 | 36      |
| 2021     | 75                      | ...          | ...     | 29,755 | 21      |
| 2020. 12 | 82                      | 16,186       | ...     | 28,543 | 31      |
| 2021. 1  | 77                      | 17,328       | ...     | 27,297 | 31      |
| 2        | 63                      | 17,355       | ...     | 28,710 | 23      |
| 3        | 82                      | 20,412       | ...     | 31,693 | 30      |
| 4        | 89                      | 19,186       | ...     | 29,600 | 26      |
| 5        | 70                      | ...          | ...     | 28,858 | 19      |
| 6        | 82                      | ...          | ...     | 27,931 | 17      |
| 7        | 79                      | ...          | ...     | 29,491 | 15      |
| 8        | 61                      | 19,897       | ...     | 29,843 | 16      |
| 9        | 63                      | 19,393       | ...     | 30,004 | 19      |
| 10       | 75                      | 19,481       | ...     | 31,761 | 19      |
| 11       | 80                      | 18,732       | ...     | 31,299 | 18      |
| 12       | 77                      | 14,526       | ...     | 30,577 | 18      |
| 2022. 1  | 72                      | 16,815       | ...     | 27,992 | 14      |
| 2        | 60                      | ...          | ...     | 28,465 | 18      |
| 3        | 76                      | ...          | ...     | 29,485 | 21      |
| 4        | 76                      | ...          | ...     | 27,639 | 16      |
| 5        | 72                      | ...          | ...     | 27,018 | 18      |

|          | Mexico | 4)<br>U.S.A. | Viet Nam | Spain | Serbia |
|----------|--------|--------------|----------|-------|--------|
| 2016     | 647    | 55,063       | 3,477    | 86    | 9      |
| 2017     | 595    | 58,559       | 3,365    | 44    | 6      |
| 2018     | 620    | 56,979       | 3,447    | 44    | 8      |
| 2019     | 584    | 53,317       | ...      | ...   | 8      |
| 2020     | 410    | 40,390       | 3,976    | ...   | 2      |
| 2021     | 394    | 43,670       | 4,199    | ...   | 3      |
| 2020. 12 | 459    | 40,645       | 3,561    | ...   | 2      |
| 2021. 1  | 417    | 43,997       | 3,529    | ...   | 1      |
| 2        | 486    | 37,030       | 3,216    | ...   | 2      |
| 3        | 433    | 46,103       | 4,953    | ...   | 2      |
| 4        | 391    | 41,091       | 4,699    | ...   | ...    |
| 5        | 396    | 44,096       | 4,429    | ...   | ...    |
| 6        | 385    | 44,246       | 4,146    | ...   | ...    |
| 7        | 376    | 43,977       | 4,304    | ...   | ...    |
| 8        | 374    | 45,398       | 3,968    | ...   | ...    |
| 9        | 361    | 45,145       | 4,354    | ...   | 2      |
| 10       | 365    | 44,471       | 4,268    | ...   | 4      |
| 11       | 383    | 44,354       | 4,220    | ...   | 5      |
| 12       | 365    | 44,128       | 4,306    | ...   | 3      |
| 2022. 1  | 364    | 45,160       | 4,003    | ...   | 3      |
| 2        | 357    | 43,339       | 3,315    | ...   | 4      |
| 3        | 386    | 46,664       | 4,619    | ...   | 4      |
| 4        | 395    | 41,273       | 5,003    | ...   | 6      |
| 5        | ...    | 43,950       | ...      | ...   | 7      |

: 1)

2) 2021  
5)

3)

4)

P

, UN P Monthly Bulletin of Statistics

### 3. ( )<sup>1)</sup> Hard Coal Production (Cont'd)

: M/T

In thousand metric tons

|          | 5)<br>United Kingdom | Australia | 4)<br>Ukraine | Czech Republic | Chile |
|----------|----------------------|-----------|---------------|----------------|-------|
| 2016     | 348                  | 47,259    | 2,460         | 565            | 208   |
| 2017     | 253                  | 46,601    | 2,066         | 456            | 207   |
| 2018     | 229                  | 48,665    | 2,179         | 374            | 191   |
| 2019     | 216                  | 49,165    | 2,129         | 286            | 134   |
| 2020     | 139                  | 45,160    | 1,854         | 179            | ...   |
| 2021     | 87                   | 46,441    | 1,918         | 182            | ...   |
| 2020. 12 | 83                   | ...       | 1,970         | 320            | 1     |
| 2021. 1  | 80                   | ...       | 1,920         | 338            | ...   |
| 2        | 77                   | ...       | 1,842         | 315            | 2     |
| 3        | 103                  | ...       | 2,063         | 210            | 2     |
| 4        | 122                  | ...       | 1,943         | 134            | ...   |
| 5        | 135                  | ...       | 1,960         | 219            | ...   |
| 6        | 101                  | ...       | 1,928         | 170            | 2     |
| 7        | 78                   | ...       | 1,905         | 90             | 2     |
| 8        | 83                   | ...       | 1,769         | 117            | 2     |
| 9        | 85                   | ...       | 1,711         | 112            | 1     |
| 10       | 56                   | ...       | 1,890         | 182            | 2     |
| 11       | 75                   | ...       | 1,977         | 152            | 2     |
| 12       | 52                   | ...       | 2,105         | 140            | 1     |
| 2022. 1  | 65                   | ...       | 2,106         | 154            | 2     |
| 2        | 53                   | ...       | ...           | 145            | 2     |
| 3        | 79                   | ...       | ...           | 130            | 2     |
| 4        | 64                   | ...       | ...           | 99             | 2     |
| 5        | ...                  | ...       | ...           | 88             | ...   |

|          | 3)<br>Canada | Tajikistan | Türkiye | Pakistan | Poland |
|----------|--------------|------------|---------|----------|--------|
| 2016     | ...          | 108        | 159     | ...      | 5,882  |
| 2017     | ...          | 150        | ...     | ...      | 5,484  |
| 2018     | 2,704        | 155        | ...     | ...      | 5,307  |
| 2019     | 2,579        | 166        | 149     | ...      | 5,155  |
| 2020     | 2,252        | 169        | 136     | ...      | 4,542  |
| 2021     | 2,490        | 172        | ...     | ...      | 4,599  |
| 2020. 12 | 2,632        | 103        | 179     | ...      | 4,978  |
| 2021. 1  | 2,569        | 64         | 143     | ...      | 4,449  |
| 2        | 2,267        | 83         | 138     | 712      | 4,606  |
| 3        | 3,011        | 105        | 175     | ...      | 5,257  |
| 4        | 2,780        | 130        | 150     | ...      | 4,601  |
| 5        | 2,636        | 146        | 103     | 467      | 4,416  |
| 6        | 2,533        | 224        | 143     | 380      | 4,451  |
| 7        | 1,921        | 225        | 111     | 553      | 4,382  |
| 8        | 2,710        | 275        | 135     | 347      | 4,286  |
| 9        | 2,699        | 312        | ...     | ...      | 4,532  |
| 10       | 2,886        | 211        | 147     | 625      | 4,741  |
| 11       | 1,841        | 117        | 159     | 671      | 4,652  |
| 12       | 2,031        | 177        | 162     | 847      | 4,813  |
| 2022. 1  | 1,868        | 64         | 146     | 836      | 4,389  |
| 2        | 2,264        | 83         | 228     | 721      | 4,494  |
| 3        | 2,327        | 130        | 313     | ...      | 5,507  |
| 4        | 2,422        | 152        | 353     | ...      | 4,715  |
| 5        | ...          | 131        | 184     | ...      | 4,503  |

## 4. 1) Brown Coal Production

| : M/T    | In thousand metric tons |         |        |         |
|----------|-------------------------|---------|--------|---------|
|          | Greece                  | Germany | Russia | Romania |
| 2016     | 2,688                   | 14,299  | 6,144  | 1,829   |
| 2017     | 3,115                   | 14,274  | 6,301  | 2,077   |
| 2018     | 3,012                   | 13,855  | 6,781  | 1,926   |
| 2019     | 2,257                   | 10,943  | 6,824  | 1,770   |
| 2020     | 1,154                   | 8,948   | 6,110  | 1,214   |
| 2021     | 1,025                   | 10,534  | 6,272  | 1,457   |
| 2020. 12 | 1,696                   | 11,279  | 8,053  | 1,229   |
| 2021. 1  | 1,026                   | 12,235  | 7,061  | 1,263   |
| 2        | 1,210                   | 9,417   | 6,868  | 1,307   |
| 3        | 1,500                   | 9,851   | 6,574  | 1,385   |
| 4        | 722                     | 8,804   | 5,320  | 1,588   |
| 5        | 643                     | 7,562   | 5,345  | 1,433   |
| 6        | 774                     | 10,372  | 4,866  | 1,369   |
| 7        | 788                     | 9,809   | 5,060  | 1,557   |
| 8        | 1,229                   | 9,871   | 5,068  | 1,649   |
| 9        | 1,325                   | 11,803  | 5,894  | 1,569   |
| 10       | 1,055                   | 11,620  | 7,255  | 1,565   |
| 11       | 1,006                   | 12,077  | 7,834  | 1,475   |
| 12       | 1,021                   | 12,982  | 8,114  | 1,323   |
| 2022. 1  | 1,034                   | 11,172  | 7,293  | 1,359   |
| 2        | 1,271                   | 8,820   | 7,438  | 1,285   |
| 3        | 953                     | 12,016  | 7,574  | 1,429   |
| 4        | 1,140                   | 10,829  | 6,486  | 1,426   |
| 5        | ...                     | 10,408  | 5,924  | 1,477   |

|          | North Macedonia | 가<br>Bulgaria | Serbia |
|----------|-----------------|---------------|--------|
| 2016     | 425             | ...           | 3,191  |
| 2017     | 417             | 2,911         | 3,308  |
| 2018     | 413             | 2,524         | 3,128  |
| 2019     | 419             | 2,331         | 3,231  |
| 2020     | 378             | 1,856         | 3,300  |
| 2021     | ...             | 2,357         | 3,033  |
| 2020. 12 | 439             | 2,209         | 3,759  |
| 2021. 1  | 369             | 1,813         | 3,543  |
| 2        | ...             | 1,947         | 3,401  |
| 3        | 396             | 2,002         | 3,556  |
| 4        | 461             | 1,839         | 3,240  |
| 5        | 283             | 2,386         | 2,009  |
| 6        | 306             | 993           | 2,303  |
| 7        | 333             | 1,974         | 3,106  |
| 8        | 457             | 2,568         | 3,330  |
| 9        | 533             | 2,840         | 2,958  |
| 10       | 339             | 3,458         | 3,143  |
| 11       | ...             | 3,234         | 2,932  |
| 12       | ...             | 3,235         | 2,869  |
| 2022. 1  | ...             | 3,608         | 2,870  |
| 2        | ...             | 3,293         | 2,706  |
| 3        | ...             | 3,580         | 3,369  |
| 4        | ...             | 2,583         | 2,937  |
| 5        | ...             | 2,785         | 2,137  |

: 1)

2)

: UN 『Monthly Bulletin of Statistics』

## 4. ( )<sup>1)</sup> Brown Coal Production (Cont'd)

: M/T

In thousand metric tons

|          | Slovenia | Estonia | Czech Republic |
|----------|----------|---------|----------------|
| 2016     | 279      | ...     | 3,211          |
| 2017     | 280      | 1,667   | 3,287          |
| 2018     | 268      | 1,823   | 3,268          |
| 2019     | 262      | 1,308   | 3,122          |
| 2020     | 265      | 999     | 2,458          |
| 2021     | 218      | ...     | 2,440          |
| 2020. 12 | 165      | 1,095   | 2,773          |
| 2021. 1  | 118      | 994     | 2,860          |
| 2        | 243      | 1,483   | 2,474          |
| 3        | 309      | 1,134   | 2,675          |
| 4        | 149      | 1,064   | 2,132          |
| 5        | 281      | 910     | 1,729          |
| 6        | 348      | 819     | 1,748          |
| 7        | 154      | 841     | 2,105          |
| 8        | 62       | 905     | 2,158          |
| 9        | 75       | 936     | 2,313          |
| 10       | 276      | 1,034   | 2,945          |
| 11       | 299      | 1,041   | 3,082          |
| 12       | 297      | ...     | 3,058          |
| 2022. 1  | 259      | ...     | 3,161          |
| 2        | 287      | ...     | 2,874          |
| 3        | 341      | 1,105   | 2,983          |
| 4        | 219      | 1,068   | 2,503          |
| 5        | ...      | 1,049   | 2,310          |

|          | Canada <sup>2)</sup> | Thailand | Turkiye | Poland |
|----------|----------------------|----------|---------|--------|
| 2016     | ...                  | 1,415    | 4,751   | 5,021  |
| 2017     | ...                  | ...      | ...     | 5,097  |
| 2018     | 1,208                | ...      | ...     | 4,881  |
| 2019     | 1,128                | ...      | 7,118   | 4,195  |
| 2020     | 1,124                | ...      | 5,702   | 3,832  |
| 2021     | 994                  | ...      | ...     | 4,333  |
| 2020. 12 | 1,194                | ...      | 6,217   | 3,740  |
| 2021. 1  | 1,012                | ...      | 6,131   | 4,459  |
| 2        | 1,100                | ...      | 5,861   | 3,918  |
| 3        | 973                  | ...      | 5,862   | 3,923  |
| 4        | 1,051                | ...      | 5,699   | 4,194  |
| 5        | 1,011                | ...      | 6,273   | 3,907  |
| 6        | 1,029                | ...      | 6,842   | 4,209  |
| 7        | 1,069                | ...      | 5,664   | 4,466  |
| 8        | 929                  | ...      | 7,165   | 4,802  |
| 9        | 842                  | ...      | ...     | 4,409  |
| 10       | 902                  | ...      | 7,171   | 3,878  |
| 11       | 939                  | ...      | 6,813   | 4,285  |
| 12       | 1,068                | ...      | 6,772   | 5,546  |
| 2022. 1  | 922                  | ...      | 6,893   | 5,047  |
| 2        | 718                  | ...      | 6,376   | 3,871  |
| 3        | 625                  | ...      | 7,815   | 4,913  |
| 4        | 630                  | ...      | 6,868   | 4,279  |
| 5        | ...                  | ...      | 6,838   | 4,640  |

## 5. 가 <sup>1)</sup> Natural Gas Production

| : Terajoules          | In terajoules |         |         |         |                    |         |             |
|-----------------------|---------------|---------|---------|---------|--------------------|---------|-------------|
|                       | Netherlands   | Norway  | Denmark | Germany | Russian Federation | Romania | Philippines |
| (KJ/ m <sup>3</sup> ) | 33,320        | 42,091  | 40,901  | 33,339  | 33,704             | 33,596  | 39,021      |
| 2017                  | 119,878       | 421,766 | 8,347   | 20,788  | 1,939,432          | 30,363  | 12,494      |
| 2018                  | 106,905       | 412,408 | 7,001   | 18,132  | 2,044,195          | 29,851  | 13,561      |
| 2019                  | 93,488        | 389,808 | 5,135   | 16,758  | 2,076,803          | 29,064  | 13,960      |
| 2020                  | 68,163        | 379,790 | 2,057   | ...     | 1,949,926          | 26,231  | 13,600      |
| 2021                  | 60,338        | 387,038 | 1,918   | ...     | 2,151,861          | 25,942  | 10,853      |
| 2021. 1               | 76,952        | 413,870 | 2,126   | 15,409  | 2,318,037          | 28,360  | 12,806      |
| 2                     | 63,869        | 363,615 | 1,782   | 13,489  | 2,110,038          | 25,600  | 10,018      |
| 3                     | 71,752        | 398,617 | 1,999   | 14,789  | 2,268,144          | 28,253  | 13,153      |
| 4                     | 73,179        | 379,614 | 1,694   | 14,267  | 2,182,175          | 27,034  | 12,494      |
| 5                     | 71,038        | 341,560 | 2,068   | 14,462  | 2,141,544          | 26,060  | 12,945      |
| 6                     | 50,936        | 320,294 | 1,860   | 13,576  | 1,991,714          | 24,642  | 12,224      |
| 7                     | 56,521        | 388,976 | 1,971   | 14,339  | 1,923,558          | 24,616  | 11,472      |
| 8                     | 55,349        | 382,184 | 1,980   | 14,271  | 1,957,992          | 24,014  | 11,986      |
| 9                     | 47,833        | 361,520 | 1,727   | 13,421  | 2,085,869          | 24,622  | 10,660      |
| 10                    | 42,565        | 425,662 | 1,846   | 14,555  | 2,250,652          | 26,036  | 1,932       |
| 11                    | 53,645        | 421,550 | 1,925   | ...     | 2,255,876          | 25,613  | 9,561       |
| 12                    | 60,415        | 446,990 | 2,041   | 14,944  | 2,336,732          | 26,453  | 10,983      |
| 2022. 1               | 77,358        | 433,040 | 3,146   | 14,678  | 2,348,120          | 26,570  | 11,552      |
| 2                     | 53,134        | 396,830 | 1,768   | 12,996  | 2,102,353          | 24,129  | 10,110      |
| 3                     | 56,689        | 413,950 | 1,926   | 14,451  | 2,287,538          | 26,647  | 11,696      |
| 4                     | 65,119        | 402,226 | 1,877   | 13,849  | 2,061,538          | 25,267  | 10,293      |
| 5                     | 48,752        | 395,788 | 1,755   | 13,878  | 1,931,915          | 25,082  | 11,259      |

|                       | <sup>2)3)4)</sup><br>Mexico | U.S.A.    | Bangladesh | Viet Nam | Serbia | Spain  | Ireland |
|-----------------------|-----------------------------|-----------|------------|----------|--------|--------|---------|
| (KJ/ m <sup>3</sup> ) | 44,257                      | 38,304    | 35,064     | 39,021   | 39,021 | 42,530 | 37,604  |
| 2017                  | 193,187                     | 2,471,903 | 80,726     | 31,444   | 1,780  | 117    | 11,042  |
| 2018                  | 184,758                     | 2,785,841 | ...        | 32,445   | 1,645  | 300    | 10,591  |
| 2019                  | 186,561                     | 3,072,589 | 76,912     | 32,466   | 1,551  | 450    | 8,245   |
| 2020                  | 184,940                     | 3,031,254 | 72,096     | 29,289   | 1,458  | 162    | 6,369   |
| 2021                  | 180,922                     | 3,090,926 | ...        | 23,768   | 1,304  | 132    | 4,867   |
| 2021. 1               | 188,343                     | 3,125,225 | 76,410     | 24,193   | 1,366  | 172    | 5,449   |
| 2                     | 170,327                     | 2,623,190 | 68,216     | 20,681   | 1,246  | 137    | 5,299   |
| 3                     | 187,994                     | 3,107,841 | 73,974     | 28,095   | 1,353  | 178    | 5,769   |
| 4                     | 175,613                     | 3,038,416 | 72,304     | 32,387   | 1,325  | 163    | 5,487   |
| 5                     | 183,759                     | 3,132,203 | 71,123     | 25,169   | 1,360  | 160    | 4,878   |
| 6                     | 177,719                     | 3,037,927 | 72,995     | 27,198   | 1,203  | 127    | 4,584   |
| 7                     | 183,565                     | 3,154,917 | 64,768     | 27,315   | 1,283  | 60     | 1,120   |
| 8                     | 180,884                     | 3,174,362 | 71,737     | 23,022   | 1,325  | 123    | 5,216   |
| 9                     | 178,433                     | 3,050,800 | ...        | 15,714   | 1,295  | 130    | 5,225   |
| 10                    | 183,293                     | 3,218,300 | ...        | 18,488   | 1,335  | 119    | 5,134   |
| 11                    | 178,659                     | 3,160,759 | ...        | 20,904   | 1,259  | 105    | 5,089   |
| 12                    | 182,477                     | 3,267,170 | ...        | 22,055   | 1,299  | 108    | 5,157   |
| 2022. 1               | 183,099                     | 3,191,644 | ...        | 24,107   | 1,291  | 108    | 5,132   |
| 2                     | 163,028                     | 2,860,782 | ...        | 17,255   | 1,155  | 100    | 4,389   |
| 3                     | 185,158                     | 3,195,177 | ...        | 29,824   | 1,279  | 73     | 4,929   |
| 4                     | 178,207                     | 3,126,301 | ...        | 28,091   | 1,219  | 130    | 4,858   |
| 5                     | 182,671                     | ...       | ...        | ...      | 1,247  | 111    | 4,615   |

: 1) 가

2) , 3) 가

4) 가

5) 1 2

6) ( , , )

: UN 『Monthly Bulletin of Statistics』



## 5. 가 ( )<sup>1)</sup> Natural Gas Production (Cont'd)

: Terajoules

In terajoules

|                       | Brunei Darussalam | United Kingdom | Italy  | India   | Japan  | China <sup>5)</sup> | Czech Republic |
|-----------------------|-------------------|----------------|--------|---------|--------|---------------------|----------------|
| (KJ/ m <sup>3</sup> ) | 39,021            | 39,211         | 37,306 | 38,586  | 41,023 | 38,931              | 39,021         |
| 2017                  | 42,850            | 139,494        | 17,590 | 104,964 | 10,283 | 480,019             | 664            |
| 2018                  | 42,217            | 135,602        | 17,307 | 104,691 | 9,254  | 513,824             | 635            |
| 2019                  | 43,264            | 131,700        | 15,402 | 103,675 | 8,629  | 561,417             | 614            |
| 2020                  | 42,136            | 131,499        | 12,484 | 91,443  | 7,847  | 617,932             | 573            |
| 2021                  | 38,431            | 108,857        | 10,587 | 106,614 | 7,878  | 663,579             | 588            |
| 2021. 1               | 44,925            | 125,319        | 12,306 | 98,249  | 8,869  | 735,684             | 548            |
| 2                     | 45,570            | 105,894        | 11,163 | 88,870  | 8,381  | 620,283             | 523            |
| 3                     | 35,387            | 127,256        | 12,230 | 103,453 | 8,834  | 719,056             | 586            |
| 4                     | 34,715            | 93,732         | 10,554 | 102,135 | 8,089  | 656,377             | 571            |
| 5                     | 42,495            | 91,935         | 8,134  | 105,530 | 7,169  | 657,155             | 587            |
| 6                     | 39,778            | 61,519         | 9,030  | 106,986 | 7,377  | 670,392             | 555            |
| 7                     | 33,456            | 88,680         | 10,442 | 111,397 | 7,591  | 613,553             | 589            |
| 8                     | 40,381            | 112,076        | 10,477 | 112,631 | 7,484  | 617,835             | 592            |
| 9                     | 33,204            | 111,685        | 10,172 | 111,800 | 7,134  | 610,438             | 593            |
| 10                    | 35,396            | 126,133        | 10,745 | 116,208 | 7,667  | 640,415             | 618            |
| 11                    | 36,760            | 129,329        | 10,782 | 110,531 | 7,615  | 674,674             | 623            |
| 12                    | 39,105            | 132,723        | 11,011 | 111,580 | 8,327  | 747,086             | 673            |
| 2022. 1               | 40,387            | 131,695        | 10,630 | 111,209 | 8,569  | 771,165             | 716            |
| 2                     | 35,435            | 118,236        | 9,907  | 100,239 | 7,738  | 678,625             | 641            |
| 3                     | 36,725            | 127,917        | 10,668 | 111,178 | 8,022  | 587,104             | 634            |
| 4                     | 39,331            | 127,613        | 10,211 | 108,886 | 6,999  | ...                 | 620            |
| 5                     | 35,604            | 134,492        | 10,516 | 112,234 | 7,355  | ...                 | 655            |

|                       | Canada <sup>2)3)4)</sup> | Croatia | Thailand | Poland | France <sup>6)</sup> | 가<br>Hungary |
|-----------------------|--------------------------|---------|----------|--------|----------------------|--------------|
| (KJ/ m <sup>3</sup> ) | 38,550                   | 38,000  | 37,258   | 28,811 | 39,205               | 32,456       |
| 2017                  | 534,169                  | 5,072   | 96,443   | 13,468 | 158                  | 5,462        |
| 2018                  | 554,881                  | 4,247   | 92,429   | 13,224 | 219                  | 5,639        |
| 2019                  | 550,851                  | 3,554   | 95,503   | 13,288 | 381                  | 5,119        |
| 2020                  | 536,281                  | 2,940   | 88,087   | 13,096 | 647                  | 5,070        |
| 2021                  | 557,331                  | 2,597   | 83,945   | 12,901 | 1,218                | 4,487        |
| 2021. 1               | 557,011                  | 2,798   | 92,002   | 13,847 | 973                  | 4,931        |
| 2                     | 499,797                  | 2,523   | 92,383   | 12,379 | 902                  | 4,321        |
| 3                     | 565,624                  | 2,791   | 94,583   | 13,634 | 1,099                | 4,789        |
| 4                     | 544,227                  | 2,663   | 91,270   | 13,102 | 1,088                | 4,489        |
| 5                     | 547,023                  | 2,736   | 89,901   | 11,370 | 1,154                | 4,670        |
| 6                     | 527,823                  | 2,521   | 91,039   | 11,260 | 1,099                | 4,331        |
| 7                     | 565,714                  | 2,636   | 73,066   | 13,509 | 1,231                | 4,516        |
| 8                     | 577,915                  | 2,599   | 81,519   | 13,159 | 1,280                | 4,287        |
| 9                     | 556,022                  | 2,507   | 80,479   | 11,943 | 1,299                | 4,180        |
| 10                    | 573,986                  | 2,524   | 74,275   | 13,517 | 1,478                | 4,601        |
| 11                    | 580,528                  | 2,418   | 75,627   | 13,230 | 1,440                | 4,497        |
| 12                    | 592,302                  | 2,446   | 71,199   | 13,859 | 1,567                | 4,231        |
| 2022. 1               | 594,972                  | 2,410   | 70,697   | 13,599 | 973                  | 4,472        |
| 2                     | 545,319                  | 2,211   | 71,916   | 12,266 | 1,593                | 4,066        |
| 3                     | 605,494                  | ...     | 74,503   | 13,619 | 1,872                | 4,427        |
| 4                     | 598,095                  | 2,424   | ...      | 13,165 | 1,845                | 4,268        |
| 5                     | ...                      | ...     | 66,508   | 64,351 | ...                  | 4,409        |

## 6. 1) Crude Oil Production

| : M/T   | In thousand M/T |        |       |         |                    |        |        |        |
|---------|-----------------|--------|-------|---------|--------------------|--------|--------|--------|
|         | Netherlands     | Norway | 2)    | Denmark | Russian Federation | Greece | Mexico | U.S.A. |
| 가       | 0.920           | 0.810  | 0.775 | 0.820   | 0.877              | 0.880  | 0.896  | 0.869  |
| 2017    | 77              | 6,548  | 118   | 561     | 42,884             | 12     | 8,441  | 39,386 |
| 2018    | 76              | 6,132  | 90    | 472     | 43,553             | 17     | 7,926  | 46,080 |
| 2019    | 64              | 5,814  | 90    | 418     | 43,965             | 14     | 7,270  | 51,657 |
| 2020    | 62              | 6,995  | 69    | 293     | 39,855             | 8      | 7,196  | 47,679 |
| 2021    | 63              | 7,282  | 68    | 256     | 40,666             | ...    | 7,307  | 47,156 |
| 2021. 1 | 77              | 7,586  | 74    | 274     | 39,865             | 7      | 7,290  | 47,359 |
| 2       | 68              | 6,811  | 70    | 223     | 35,744             | 6      | 6,656  | 37,811 |
| 3       | 71              | 7,469  | 65    | 262     | 40,213             | 7      | 7,493  | 47,801 |
| 4       | 87              | 6,998  | 71    | 269     | 39,696             | 7      | 7,234  | 46,552 |
| 5       | 77              | 7,040  | 72    | 127     | 40,983             | 6      | 7,453  | 48,548 |
| 6       | 80              | 6,819  | 68    | 263     | 39,791             | 7      | 7,256  | 46,793 |
| 7       | 61              | 7,375  | 73    | 282     | 41,425             | 6      | 7,511  | 48,531 |
| 8       | 69              | 7,633  | 67    | 290     | 41,923             | 6      | 7,317  | 48,001 |
| 9       | 32              | 7,259  | 61    | 259     | 40,990             | 6      | 7,303  | 44,982 |
| 10      | 32              | 7,662  | 66    | 250     | 42,773             | ...    | 7,471  | 49,372 |
| 11      | 55              | 6,953  | 67    | 277     | 41,587             | ...    | 7,226  | 50,413 |
| 12      | 45              | 7,774  | 67    | 302     | 43,000             | ...    | 7,480  | 49,703 |
| 2022. 1 | 39              | 7,304  | 61    | 275     | 43,227             | ...    | 7,528  | 48,700 |
| 2       | 19              | 6,770  | 55    | 246     | 38,940             | ...    | 6,716  | 43,781 |
| 3       | 34              | 7,334  | 69    | 293     | 42,902             | ...    | 7,489  | 50,065 |
| 4       | 35              | 6,806  | 67    | 280     | 38,025             | ...    | 7,204  | 48,203 |
| 5       | 34              | 6,709  | 48    | ...     | 39,808             | ...    | 7,462  | 50,904 |

|         | Azerbaijan | Egypt | Italy | India | Indonesia | Japan | 3)     | 4)     |
|---------|------------|-------|-------|-------|-----------|-------|--------|--------|
| 가       | 0.840      | 0.908 | 0.920 | 0.840 | 0.848     | 0.850 | 0.860  | 0.847  |
| 2017    | 3,229      | ...   | 345   | 2,991 | 3,309     | 40    | 15,992 | 15,921 |
| 2018    | 3,238      | 2,774 | 399   | 2,891 | 3,178     | 35    | 15,720 | 17,144 |
| 2019    | 3,128      | 2,690 | 346   | 2,717 | 3,042     | 37    | 15,939 | 17,417 |
| 2020    | 2,882      | ...   | 449   | 2,577 | 2,948     | 36    | 16,249 | 16,564 |
| 2021    | 2,882      | ...   | 431   | 2,520 | 2,718     | 35    | 16,616 | 17,598 |
| 2021. 1 | 3,081      | 2,487 | 431   | 2,573 | 2,888     | 38    | 16,279 | 18,613 |
| 2       | 2,748      | 2,229 | 406   | 2,322 | 2,576     | 36    | 15,803 | 16,060 |
| 3       | 2,988      | 2,488 | 531   | 2,613 | 2,843     | 39    | 17,094 | 18,126 |
| 4       | 2,743      | ...   | 439   | 2,493 | 2,680     | 37    | 16,407 | 16,082 |
| 5       | 2,750      | 2,526 | 258   | 2,438 | 2,726     | 33    | 17,028 | 16,895 |
| 6       | 2,868      | 2,431 | 360   | 2,842 | 2,660     | 34    | 16,668 | 17,387 |
| 7       | 2,919      | 2,464 | 473   | 2,549 | 2,766     | 34    | 16,872 | 18,147 |
| 8       | 2,954      | 2,440 | 464   | 2,519 | 2,779     | 34    | 17,028 | 17,878 |
| 9       | 2,818      | 2,393 | 450   | 2,443 | 2,622     | 32    | 16,610 | 17,023 |
| 10      | 2,912      | 2,383 | 450   | 2,512 | 2,708     | 34    | 16,826 | 18,762 |
| 11      | 2,834      | 2,399 | 500   | 2,431 | 2,626     | 31    | 16,311 | 18,202 |
| 12      | 2,967      | 2,473 | 410   | 2,510 | 2,741     | 35    | 16,468 | 18,004 |
| 2022. 1 | 2,900      | 2,470 | 356   | 2,512 | 2,591     | 35    | 16,985 | 17,559 |
| 2       | 2,566      | 2,229 | 381   | 2,272 | 2,632     | 31    | 16,489 | 16,663 |
| 3       | 2,883      | 2,476 | 380   | 2,526 | 2,638     | 33    | 17,713 | 18,551 |
| 4       | 2,774      | 2,388 | 384   | 2,470 | 2,551     | 30    | ...    | 17,520 |
| 5       | 2,812      | ...   | 353   | 2,550 | 2,551     | 29    | ...    | ...    |

: 1)

2) 3) 1 2 4) ( ) 5) 가

6) 7) ( , , , , )

: UN 『Monthly Bulletin of Statistics』

## 6. ( )<sup>1)</sup> Crude Oil Production (Cont'd)

: M/T

In thousand M/T

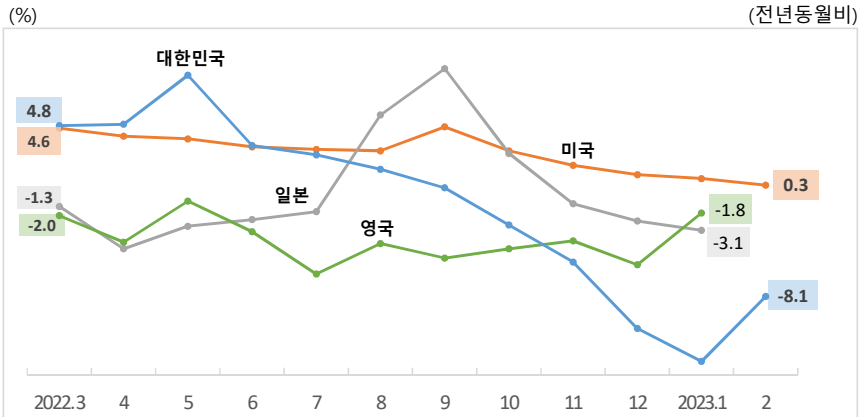
|         | Viet Nam | Saudi Arabia <sup>6)</sup> | Spain | Ecuador <sup>5)</sup> | United Kingdom | Austria | Ukraine |
|---------|----------|----------------------------|-------|-----------------------|----------------|---------|---------|
| 가       | 0.860    | 0.859                      | 0.840 | 0.900                 | 0.843          | 0.890   | 0.856   |
| 2017    | 1,130    | 41,331                     | 10    | 2,308                 | 3,599          | ...     | 180     |
| 2018    | 1,005    | 42,853                     | 7     | 2,247                 | 3,987          | 57      | 190     |
| 2019    | 904      | 40,739                     | 3     | 2,307                 | 4,112          | 54      | 203     |
| 2020    | 798      | 38,372                     | 2     | ...                   | 3,805          | 47      | 200     |
| 2021    | 750      | 37,900                     | ...   | ...                   | 3,193          | 47      | 199     |
| 2021. 1 | 770      | 38,535                     | 1     | ...                   | 3,810          | 47      | 199     |
| 2       | 716      | 31,151                     | 1     | ...                   | 3,213          | 43      | 178     |
| 3       | 740      | 34,450                     | 1     | ...                   | 3,809          | 48      | 197     |
| 4       | 780      | 33,322                     | 1     | ...                   | 2,829          | 47      | 192     |
| 5       | 734      | 36,169                     | 1     | ...                   | 3,087          | 49      | 203     |
| 6       | 759      | 36,571                     | 1     | ...                   | 2,480          | 47      | 204     |
| 7       | 780      | 40,106                     | ...   | ...                   | 3,094          | 49      | 206     |
| 8       | 770      | 40,478                     | ...   | ...                   | 3,282          | 48      | 208     |
| 9       | 723      | 39,582                     | ...   | ...                   | 3,204          | 48      | 201     |
| 10      | 712      | 41,401                     | ...   | ...                   | 3,338          | 46      | 205     |
| 11      | 728      | 40,606                     | ...   | ...                   | 2,963          | 45      | 195     |
| 12      | 792      | 42,426                     | ...   | ...                   | 3,207          | 45      | 202     |
| 2022. 1 | 740      | 42,946                     | ...   | ...                   | 3,315          | 45      | 206     |
| 2       | 686      | 39,096                     | ...   | ...                   | 3,051          | 41      | ...     |
| 3       | 762      | 43,602                     | ...   | ...                   | 3,227          | 44      | ...     |
| 4       | 744      | 42,773                     | ...   | ...                   | 3,264          | 45      | ...     |
| 5       | ...      | 44,610                     | ...   | ...                   | 3,180          | 45      | ...     |

|         | Kuwait <sup>6)</sup> | Thailand | Turkiye | Pakistan | Peru  | Poland | France <sup>7)</sup> | 가<br>Hungary |
|---------|----------------------|----------|---------|----------|-------|--------|----------------------|--------------|
| 가       | 0.866                | 0.920    | 0.880   | 0.839    | 0.922 | 0.940  | 0.860                | 0.830        |
| 2017    | 11,345               | 997      | ...     | ...      | 194   | 83     | 63                   | 59           |
| 2018    | 11,481               | 936      | ...     | ...      | ...   | 84     | 65                   | 66           |
| 2019    | 11,234               | 942      | 257     | ...      | ...   | 81     | 60                   | 73           |
| 2020    | ...                  | 842      | 268     | ...      | 177   | 78     | 54                   | 68           |
| 2021    | ...                  | 737      | ...     | ...      | ...   | 74     | 54                   | 74           |
| 2021. 1 | 9,941                | 793      | 276     | ...      | 161   | 80     | 58                   | 69           |
| 2       | 8,995                | 725      | 287     | 291      | ...   | 72     | 52                   | 64           |
| 3       | 9,950                | 802      | 269     | ...      | 158   | 80     | 57                   | 72           |
| 4       | 9,629                | 758      | 285     | ...      | 160   | 76     | 55                   | 69           |
| 5       | 10,070               | 818      | 293     | 306      | 187   | 79     | 57                   | 76           |
| 6       | 9,865                | 796      | 298     | 303      | ...   | 58     | 55                   | 74           |
| 7       | 10,360               | 716      | 302     | 330      | 177   | 81     | 55                   | 75           |
| 8       | 10,454               | 737      | 292     | 304      | 171   | 77     | 57                   | 74           |
| 9       | ...                  | 699      | ...     | ...      | 182   | 50     | 54                   | 76           |
| 10      | 10,702               | 686      | 299     | 309      | 201   | 79     | 44                   | 81           |
| 11      | 10,477               | 660      | 287     | 301      | 167   | 77     | 52                   | 78           |
| 12      | 10,899               | 652      | 299     | 313      | 175   | 80     | 54                   | 75           |
| 2022. 1 | 11,049               | 641      | 271     | 307      | 193   | 76     | 54                   | 75           |
| 2       | 10,088               | 572      | 267     | 273      | 202   | 69     | 48                   | 66           |
| 3       | 11,284               | 629      | 292     | ...      | 132   | 76     | 55                   | 76           |
| 4       | 11,023               | 595      | 296     | ...      | 184   | 75     | 52                   | 70           |
| 5       | 11,519               | 590      | 300     | ...      | ...   | 77     | 52                   | 73           |

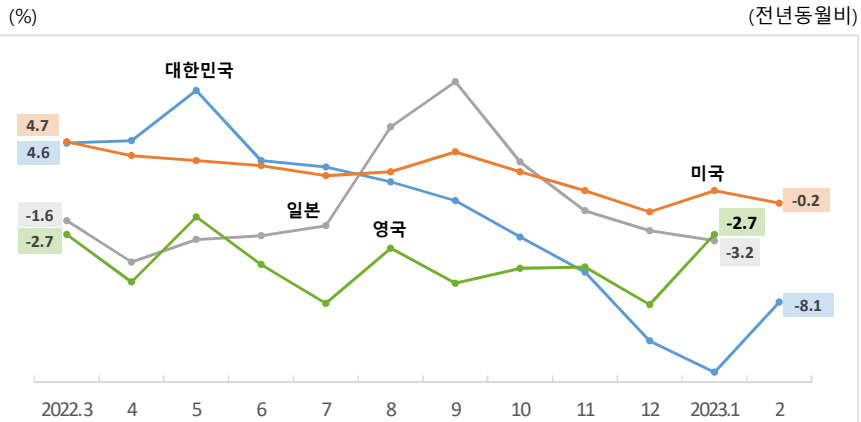
### Ⅲ. 광업·제조업 MINING AND MANUFACTURING

1. 광업·제조업 생산지수(건설업제외) ..... 32
2. 광업·제조업 생산지수(제조업) ..... 35
3. 임금지수(제조업) ..... 38

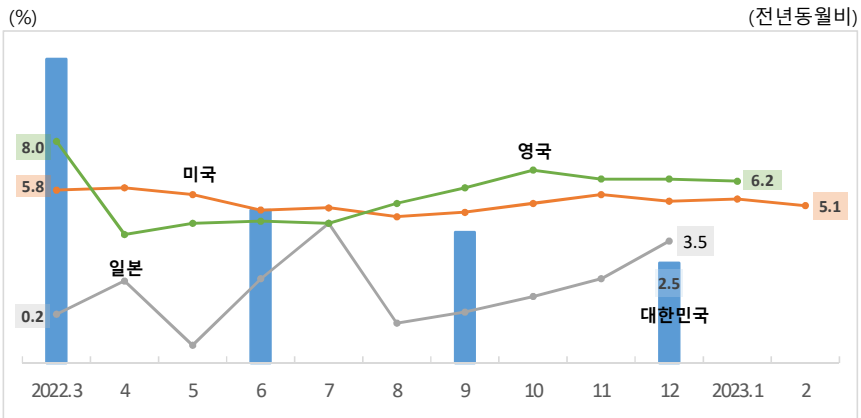
광업·제조업생산지수(건설업제외)



광업·제조업생산지수(제조업)



임금지수(제조업)



# 1. ( ) Mining and Manufacturing Production Indices (Excluding Construction)

2015=100

|          | 1)<br>Korea, Rep. of |       | 2)<br>Greece |      | Netherlands |      | Norway |      | Denmark |      |
|----------|----------------------|-------|--------------|------|-------------|------|--------|------|---------|------|
|          | ( )                  | ( )   | ( )          | ( )  | ( )         | ( )  | ( )    | ( )  | ( )     | ( )  |
| 2017     | 98.5                 | 2.5   | 106.9        | 4.1  | 102.5       | 1.1  | 98.5   | -0.3 | 106.3   | 2.0  |
| 2018     | 99.9                 | 1.5   | 108.8        | 1.8  | 103.1       | 0.7  | 96.7   | -1.8 | 108.4   | 2.0  |
| 2019     | 100.3                | 0.3   | 107.9        | -0.8 | 102.4       | -0.8 | 92.5   | -4.4 | 111.3   | 2.7  |
| 2020     | 100.0                | -0.3  | 105.8        | -2.0 | 99.0        | -3.3 | 99.3   | 7.4  | 105.2   | -5.5 |
| 2021     | 108.2                | 8.2   | 116.8        | 10.4 | 103.6       | 4.7  | 101.4  | 2.1  | 113.9   | 8.3  |
| 2022     | 109.7                | 1.4   | 119.6        | 2.4  | 105.9       | 2.2  | 101.0  | -0.4 | 131.1   | 15.1 |
| 2021 . 9 | 105.7                | -0.6  | 118.4        | 11.2 | 107.5       | 6.4  | 101.9  | 10.1 | 120.6   | 4.7  |
| 10       | 108.7                | 6.0   | 120.8        | 16.9 | 105.6       | 0.6  | 106.7  | 7.3  | 122.0   | 12.8 |
| 11       | 113.0                | 7.0   | 119.7        | 8.8  | 110.5       | 6.6  | 105.2  | 3.0  | 127.5   | 12.8 |
| 12       | 121.5                | 8.7   | 120.4        | 9.3  | 110.4       | 7.9  | 106.7  | 0.7  | 119.9   | 11.6 |
| 2022 . 1 | 110.4                | 5.7   | 115.3        | -0.3 | 102.3       | 3.9  | 105.2  | -2.1 | 120.2   | 10.9 |
| 2        | 102.3                | 6.7   | 118.3        | 6.2  | 97.7        | 2.8  | 97.5   | -0.9 | 117.5   | 13.5 |
| 3        | 117.8                | 4.8   | 124.4        | 9.1  | 112.1       | 1.0  | 108.5  | 2.1  | 139.5   | 13.4 |
| 4        | 111.8                | 4.9   | 115.0        | -4.5 | 106.1       | 5.3  | 96.0   | -2.8 | 121.0   | 14.6 |
| 5        | 113.4                | 8.6   | 118.8        | 4.3  | 107.7       | 8.6  | 99.6   | 4.3  | 130.6   | 20.5 |
| 6        | 114.4                | 3.3   | 123.0        | 9.4  | 109.5       | 0.3  | 93.6   | -2.4 | 137.2   | 22.3 |
| 7        | 113.1                | 2.6   | 124.1        | 7.4  | 101.8       | -1.1 | 91.5   | -1.5 | 112.8   | 11.7 |
| 8        | 106.4                | 1.5   | 122.9        | 5.2  | 96.4        | 3.9  | 104.3  | 2.8  | 130.1   | 13.7 |
| 9        | 105.8                | 0.1   | 116.8        | -1.4 | 111.0       | 3.3  | 99.1   | -2.7 | 143.8   | 19.2 |
| 10       | 105.8                | -2.7  | 117.3        | -2.9 | 108.2       | 2.5  | 106.5  | -0.2 | 132.8   | 8.9  |
| 11       | 106.8                | -5.5  | 118.5        | -1.0 | 110.2       | -0.3 | 106.8  | 1.5  | 140.3   | 10.0 |
| 12       | 108.7                | -10.5 | 118.6        | -1.5 | 107.5       | -2.6 | 103.8  | -2.7 | 147.0   | 22.6 |
| 2023 . 1 | 96.0                 | -13.0 | 117.2        | 1.6  | 101.2       | -1.1 | 108.8  | 3.4  | 140.1   | 16.6 |
| 2        | 94.0                 | -8.1  | ...          | ...  | ...         | ...  | ...    | ...  | ...     | ...  |

|          | Germany |      | Latvia |      | Russia |      | U.S.A. |      | Belgium |       |
|----------|---------|------|--------|------|--------|------|--------|------|---------|-------|
|          | ( )     | ( )  | ( )    | ( )  | ( )    | ( )  | ( )    | ( )  | ( )     | ( )   |
| 2017     | 103.8   | 2.7  | 114.2  | 8.4  | 105.7  | 3.7  | 99.1   | 1.3  | 107.2   | 2.6   |
| 2018     | 105.1   | 1.2  | 115.9  | 1.5  | 109.4  | 3.5  | 102.2  | 3.2  | 108.7   | 1.4   |
| 2019     | 101.8   | -3.1 | 117.0  | 1.0  | 113.1  | 3.4  | 101.5  | -0.7 | 114.0   | 4.8   |
| 2020     | 92.7    | -8.9 | 115.3  | -1.4 | 110.8  | -2.1 | 94.2   | -7.2 | 109.9   | -3.5  |
| 2021     | 97.2    | 4.8  | 123.0  | 6.6  | 116.7  | 5.3  | 98.4   | 4.4  | 128.5   | 16.9  |
| 2022     | 96.7    | -0.5 | 124.1  | 1.0  | ...    | ...  | 101.7  | 3.4  | 127.2   | -1.0  |
| 2021 . 9 | 99.7    | -1.1 | 131.9  | 5.9  | 118.5  | 6.8  | 97.9   | 3.3  | 138.1   | 17.8  |
| 10       | 97.8    | -5.0 | 127.6  | 0.5  | 124.6  | 7.4  | 99.2   | 3.9  | 135.9   | 9.7   |
| 11       | 104.8   | -0.9 | 128.6  | 3.2  | 126.2  | 7.8  | 99.7   | 4.5  | 126.5   | 8.1   |
| 12       | 95.1    | 1.2  | 137.6  | 9.4  | 142.0  | 6.0  | 99.6   | 2.8  | 130.9   | 15.7  |
| 2022 . 1 | 88.9    | 3.7  | 99.0   | 8.3  | ...    | ...  | 100.4  | 2.5  | 125.1   | 10.3  |
| 2        | 95.0    | 1.2  | 101.9  | -0.3 | ...    | ...  | 101.2  | 6.5  | 123.4   | 8.3   |
| 3        | 106.7   | -5.1 | 128.2  | 6.3  | ...    | ...  | 102.2  | 4.6  | 142.1   | 4.6   |
| 4        | 90.8    | -6.7 | 125.5  | 1.9  | ...    | ...  | 100.0  | 4.0  | 119.2   | -5.0  |
| 5        | 98.6    | 5.9  | 133.7  | 8.7  | ...    | ...  | 100.9  | 3.8  | 129.0   | 4.6   |
| 6        | 98.6    | -3.2 | 132.7  | 0.7  | ...    | ...  | 103.0  | 3.2  | 132.1   | -13.7 |
| 7        | 92.6    | -5.0 | 121.0  | -5.2 | ...    | ...  | 102.2  | 3.0  | 113.1   | -8.0  |
| 8        | 91.8    | 5.6  | 131.4  | 1.2  | ...    | ...  | 103.9  | 2.9  | 113.7   | -7.3  |
| 9        | 104.4   | 4.7  | 126.9  | -3.8 | ...    | ...  | 102.5  | 4.7  | 139.7   | 1.2   |
| 10       | 94.0    | -3.9 | 124.3  | -2.6 | ...    | ...  | 102.2  | 2.9  | 132.4   | -2.6  |
| 11       | 105.5   | 0.7  | 133.3  | 3.7  | ...    | ...  | 101.5  | 1.8  | 131.4   | 3.9   |
| 12       | 93.6    | -1.6 | 131.6  | -4.4 | ...    | ...  | 100.7  | 1.1  | 125.2   | -4.4  |
| 2023 . 1 | 91.4    | 2.8  | 91.3   | -7.8 | ...    | ...  | 101.2  | 0.8  | 119.3   | -4.6  |
| 2        | ...     | ...  | ...    | ...  | ...    | ...  | 101.5  | 0.3  | ...     | ...   |

: 1) 2020=100 2)



# 1. ( ) ( ) Mining and Manufacturing Production Indices (Excluding Construction)(Cont'd)

2015=100

|         | Japan |      | 2)<br>Czech Republic |      | Chile |      | Canada |      | Türkiye |      |
|---------|-------|------|----------------------|------|-------|------|--------|------|---------|------|
|         | ( )   | ( )  | ( )                  | ( )  | ( )   | ( )  | ( )    | ( )  | ( )     | ( )  |
| 2017    | 102.9 | 2.8  | 110.1                | 6.5  | 99.1  | -1.0 | 104.9  | 4.8  | 112.8   | 9.1  |
| 2018    | 104.0 | 1.1  | 113.5                | 3.0  | 101.9 | 2.8  | 108.9  | 3.9  | 114.0   | 1.1  |
| 2019    | 101.0 | -2.9 | 113.2                | -0.2 | 102.8 | 0.8  | 108.7  | -0.2 | 113.3   | -0.6 |
| 2020    | 91.1  | -9.8 | 105.1                | -7.2 | 100.4 | -2.3 | 100.2  | -7.9 | 115.8   | 2.2  |
| 2021    | 95.9  | 5.3  | 112.4                | 6.9  | 105.8 | 5.3  | 104.7  | 4.5  | 134.8   | 16.5 |
| 2022    | 95.9  | 0.0  | 115.2                | 2.5  | 103.3 | -2.4 | 108.4  | 3.5  | 143.2   | 6.2  |
| 2021. 9 | 93.0  | -2.5 | 107.3                | -3.7 | 101.4 | 4.6  | 105.6  | 5.2  | 144.9   | 8.9  |
| 10      | 92.7  | -3.9 | 108.2                | -5.5 | 109.4 | 1.6  | 107.2  | 6.5  | 142.2   | 5.3  |
| 11      | 99.5  | 4.7  | 114.5                | 0.9  | 110.9 | 5.6  | 110.9  | 3.6  | 150.6   | 14.5 |
| 12      | 100.8 | 2.1  | 111.0                | -2.5 | 110.7 | 2.4  | 106.1  | 2.3  | 165.6   | 14.4 |
| 2022. 1 | 89.8  | -0.7 | 115.1                | 2.6  | 103.8 | 2.4  | 107.5  | 1.7  | 127.2   | 9.1  |
| 2       | 93.6  | 1.0  | 111.4                | 0.5  | 99.3  | -2.6 | 110.1  | 2.9  | 134.2   | 14.0 |
| 3       | 106.9 | -1.3 | 113.4                | -0.4 | 120.3 | 3.5  | 110.5  | 3.3  | 150.9   | 10.1 |
| 4       | 93.5  | -4.5 | 112.0                | -3.5 | 105.3 | 2.0  | 105.5  | 6.3  | 143.9   | 11.4 |
| 5       | 84.0  | -2.8 | 114.4                | 2.4  | 103.3 | 3.1  | 104.3  | 5.4  | 133.7   | 14.1 |
| 6       | 98.5  | -2.3 | 116.4                | 4.0  | 99.5  | -2.6 | 107.9  | 4.5  | 154.6   | 9.5  |
| 7       | 98.7  | -1.7 | 115.8                | 2.1  | 99.5  | -5.1 | 106.0  | 4.9  | 122.4   | 3.9  |
| 8       | 92.6  | 5.6  | 116.7                | 5.8  | 102.8 | -4.0 | 109.3  | 4.1  | 145.0   | 4.9  |
| 9       | 101.5 | 9.1  | 116.8                | 8.9  | 98.2  | -3.1 | 110.4  | 4.6  | 146.6   | 1.2  |
| 10      | 95.2  | 2.7  | 112.5                | 4.0  | 99.4  | -9.1 | 108.8  | 1.4  | 147.5   | 3.7  |
| 11      | 98.4  | -1.1 | 116.1                | 1.4  | 102.2 | -7.8 | 113.7  | 2.5  | 149.2   | -0.9 |
| 12      | 98.4  | -2.4 | 117.0                | 5.4  | 105.8 | -4.4 | 106.6  | 0.5  | 163.4   | -1.3 |
| 2023. 1 | 87.0  | -3.1 | 113.9                | -1.0 | 102.1 | -1.6 | 109.5  | 1.8  | 136.1   | 7.0  |
| 2       | ...   | ...  | ...                  | ...  | ...   | ...  | ...    | ...  | ...     | ...  |

|         | Portugal |      | Poland |      | France |       | Finland |      | 가<br>Hungary |      |
|---------|----------|------|--------|------|--------|-------|---------|------|--------------|------|
|         | ( )      | ( )  | ( )    | ( )  | ( )    | ( )   | ( )     | ( )  | ( )          | ( )  |
| 2017    | 106.0    | 3.5  | 109.6  | 6.6  | 102.4  | 2.0   | 107.5   | 3.2  | 105.6        | 4.6  |
| 2018    | 106.2    | 0.1  | 116.1  | 5.9  | 103.3  | 0.8   | 111.2   | 3.5  | 109.3        | 3.5  |
| 2019    | 103.9    | -2.2 | 120.9  | 4.2  | 103.7  | 0.4   | 113.0   | 1.6  | 115.5        | 5.6  |
| 2020    | 96.2     | -7.3 | 119.4  | -1.3 | 92.9   | -10.4 | 109.6   | -3.0 | 108.5        | -6.0 |
| 2021    | 99.6     | 3.5  | 136.7  | 14.5 | 98.5   | 6.0   | 114.1   | 4.1  | 118.9        | 9.6  |
| 2022    | 99.6     | 0.1  | 151.2  | 10.5 | 98.1   | -0.3  | 118.3   | 3.7  | 125.7        | 5.7  |
| 2021. 9 | 101.0    | -4.5 | 141.9  | 8.6  | 100.4  | 0.0   | 119.5   | 6.5  | 124.3        | -2.6 |
| 10      | 100.4    | -6.0 | 145.0  | 7.6  | 101.8  | -3.3  | 118.2   | 2.6  | 121.5        | -3.5 |
| 11      | 103.5    | 1.0  | 152.3  | 14.9 | 101.7  | -0.4  | 123.2   | 7.7  | 128.8        | 2.6  |
| 12      | 92.7     | 0.2  | 147.2  | 16.5 | 102.5  | 2.1   | 135.2   | 11.9 | 114.7        | 6.8  |
| 2022. 1 | 97.6     | -4.4 | 141.5  | 18.1 | 101.5  | 0.9   | 107.4   | 5.2  | 115.9        | 8.8  |
| 2       | 96.6     | -5.4 | 146.5  | 17.5 | 97.4   | 1.4   | 110.7   | 5.2  | 125.6        | 5.3  |
| 3       | 106.7    | 0.9  | 170.5  | 15.5 | 109.4  | -0.5  | 127.3   | 4.6  | 138.7        | 3.8  |
| 4       | 99.6     | -1.6 | 150.2  | 12.5 | 94.9   | -3.7  | 118.1   | 5.2  | 118.7        | 3.3  |
| 5       | 104.7    | 3.1  | 152.1  | 15.0 | 96.9   | 5.2   | 118.4   | 8.1  | 129.9        | 9.5  |
| 6       | 102.6    | 4.5  | 151.6  | 10.4 | 102.7  | -1.5  | 124.4   | 9.4  | 129.5        | 1.6  |
| 7       | 105.0    | 0.7  | 140.9  | 7.1  | 91.7   | -4.4  | 100.1   | 0.8  | 118.7        | 3.6  |
| 8       | 85.6     | 3.9  | 141.8  | 11.0 | 78.4   | 0.9   | 115.1   | 5.1  | 117.3        | 14.4 |
| 9       | 100.9    | -0.0 | 156.1  | 10.0 | 102.1  | 1.7   | 125.8   | 5.3  | 138.9        | 11.7 |
| 10      | 98.4     | -2.0 | 154.8  | 6.8  | 98.9   | -2.9  | 119.0   | 0.7  | 128.8        | 6.0  |
| 11      | 103.1    | -0.4 | 159.3  | 4.6  | 101.8  | 0.1   | 120.3   | -2.4 | 129.6        | 0.6  |
| 12      | 94.8     | 2.3  | 148.6  | 1.0  | 101.9  | -0.6  | 133.3   | -1.4 | 117.0        | 2.0  |
| 2023. 1 | 102.6    | 5.1  | 144.2  | 1.9  | 101.4  | -0.1  | 114.6   | 6.7  | 115.7        | -0.2 |
| 2       | ...      | ...  | 144.8  | -1.2 | ...    | ...   | ...     | ...  | ...          | ...  |



## 2. ( ) Mining and Manufacturing Production Indices (Manufacturing)

2015=100

|          | 1)             |       |        |      |             |      |        |      |         |      |
|----------|----------------|-------|--------|------|-------------|------|--------|------|---------|------|
|          | Korea, Rep. of |       | Greece |      | Netherlands |      | Norway |      | Denmark |      |
|          | ( )            | ( )   | ( )    | ( )  | ( )         | ( )  | ( )    | ( )  | ( )     | ( )  |
| 2017     | 98.4           | 2.3   | 106.2  | 2.9  | 106.3       | 3.3  | 95.6   | 0.1  | 108.3   | 2.8  |
| 2018     | 99.8           | 1.4   | 109.1  | 2.8  | 109.0       | 2.6  | 96.7   | 1.2  | 112.7   | 4.0  |
| 2019     | 100.2          | 0.4   | 110.2  | 1.0  | 108.4       | -0.5 | 99.2   | 2.6  | 117.6   | 4.3  |
| 2020     | 100.0          | -0.2  | 108.5  | -1.5 | 104.2       | -3.9 | 97.0   | -2.2 | 113.2   | -3.7 |
| 2021     | 108.4          | 8.4   | 118.2  | 9.0  | 114.0       | 9.4  | 99.8   | 2.8  | 123.3   | 8.9  |
| 2022     | 109.9          | 1.4   | 123.5  | 4.4  | 120.8       | 5.9  | 99.7   | -0.1 | 143.3   | 16.2 |
| 2021 . 9 | 106.5          | -0.7  | 126.3  | 12.9 | 121.1       | 11.0 | 110.3  | 4.0  | 133.3   | 4.9  |
| 10       | 109.5          | 6.1   | 121.4  | 15.1 | 120.0       | 7.0  | 105.8  | -1.8 | 132.8   | 12.9 |
| 11       | 113.6          | 7.2   | 121.4  | 10.4 | 126.0       | 13.3 | 108.5  | 3.8  | 138.2   | 12.5 |
| 12       | 121.3          | 9.1   | 118.5  | 7.0  | 124.5       | 15.2 | 92.3   | 0.3  | 126.1   | 10.0 |
| 2022 . 1 | 109.5          | 6.5   | 103.5  | 1.9  | 114.0       | 9.5  | 100.6  | 2.1  | 126.8   | 10.1 |
| 2        | 101.6          | 6.8   | 119.1  | 9.2  | 111.7       | 10.5 | 96.3   | -1.9 | 123.9   | 13.2 |
| 3        | 118.0          | 4.6   | 127.2  | 5.4  | 128.9       | 7.5  | 110.6  | 3.8  | 152.2   | 15.5 |
| 4        | 112.5          | 4.8   | 123.6  | -0.8 | 120.2       | 11.1 | 92.9   | -5.4 | 131.3   | 16.3 |
| 5        | 114.3          | 8.8   | 128.3  | 6.2  | 123.5       | 15.4 | 100.3  | 4.2  | 144.0   | 19.7 |
| 6        | 115.3          | 3.2   | 132.5  | 8.8  | 126.4       | 3.7  | 103.3  | -4.3 | 153.3   | 23.6 |
| 7        | 113.4          | 2.7   | 135.0  | 6.2  | 116.4       | 2.8  | 73.1   | -2.4 | 122.0   | 10.3 |
| 8        | 106.5          | 1.5   | 111.1  | 5.0  | 109.8       | 8.5  | 101.9  | 2.0  | 145.7   | 16.2 |
| 9        | 106.5          | 0.0   | 128.2  | 1.5  | 127.4       | 5.2  | 110.0  | -0.3 | 159.9   | 20.0 |
| 10       | 106.3          | -2.9  | 123.7  | 1.9  | 124.6       | 3.8  | 108.0  | 2.1  | 146.5   | 10.3 |
| 11       | 107.1          | -5.7  | 124.3  | 2.4  | 126.6       | 0.5  | 108.8  | 0.2  | 153.5   | 11.1 |
| 12       | 107.7          | -11.2 | 125.2  | 5.7  | 120.0       | -3.6 | 90.9   | -1.6 | 160.9   | 27.6 |
| 2023 . 1 | 94.5           | -13.7 | 112.1  | 8.3  | 113.5       | -0.4 | 103.0  | 2.4  | 151.6   | 19.6 |
| 2        | 93.4           | -8.1  | ...    | ...  | ...         | ...  | ...    | ...  | ...     | ...  |

|          | Germany |       | Russia |       | Luxembourg |       | Mexico |       | U.S.A. |      |
|----------|---------|-------|--------|-------|------------|-------|--------|-------|--------|------|
|          | ( )     | ( )   | ( )    | ( )   | ( )        | ( )   | ( )    | ( )   | ( )    | ( )  |
|          | 2017    | 103.7 | 2.6    | 106.5 | 5.5        | 102.8 | 3.0    | 104.4 | 2.8    | 99.8 |
| 2018     | 104.8   | 1.1   | 110.0  | 3.3   | 103.1      | 0.3   | 106.3  | 1.8   | 101.1  | 1.3  |
| 2019     | 101.4   | -3.2  | 113.9  | 3.5   | 101.0      | -2.0  | 106.5  | 0.2   | 99.1   | -2.0 |
| 2020     | 92.5    | -8.9  | 115.5  | 1.4   | 89.5       | -11.4 | 96.8   | -9.2  | 92.6   | -6.6 |
| 2021     | 96.9    | 4.8   | 121.2  | 4.9   | 97.7       | 9.3   | 105.0  | 8.5   | 97.1   | 5.0  |
| 2022     | 96.5    | -0.5  | ...    | ...   | 95.6       | -2.2  | 110.5  | 5.2   | 99.8   | 2.7  |
| 2021 . 9 | 99.4    | -1.0  | 126.5  | 4.9   | 101.3      | 1.9   | 102.3  | -1.5  | 96.9   | 2.9  |
| 10       | 97.6    | -4.9  | 130.6  | 4.7   | 100.0      | -1.1  | 107.6  | -0.1  | 99.1   | 3.2  |
| 11       | 104.5   | -0.9  | 132.8  | 6.0   | 98.4       | 0.8   | 106.7  | 2.9   | 98.7   | 3.7  |
| 12       | 94.9    | 1.2   | 155.3  | 4.0   | 93.9       | 9.7   | 103.9  | 3.7   | 97.5   | 3.0  |
| 2022 . 1 | 88.8    | 3.7   | ...    | ...   | 91.0       | 0.8   | 106.2  | 3.1   | 97.0   | 1.6  |
| 2        | 94.6    | 1.1   | ...    | ...   | 94.6       | 2.4   | 105.0  | 6.6   | 99.5   | 6.8  |
| 3        | 106.3   | -5.0  | ...    | ...   | 106.0      | -2.8  | 114.6  | 3.3   | 101.5  | 4.7  |
| 4        | 90.7    | -6.5  | ...    | ...   | 97.5       | -4.1  | 108.1  | 3.6   | 99.8   | 3.6  |
| 5        | 98.4    | 5.9   | ...    | ...   | 99.3       | 2.4   | 111.7  | 6.6   | 100.4  | 3.2  |
| 6        | 98.4    | -3.1  | ...    | ...   | 97.9       | -6.9  | 111.1  | 5.2   | 101.5  | 2.8  |
| 7        | 92.4    | -4.9  | ...    | ...   | 93.3       | -3.1  | 111.4  | 5.4   | 98.7   | 2.0  |
| 8        | 91.6    | 5.5   | ...    | ...   | 85.3       | -2.5  | 115.1  | 8.1   | 101.1  | 2.3  |
| 9        | 104.1   | 4.7   | ...    | ...   | 102.1      | 0.8   | 110.9  | 8.4   | 100.6  | 3.9  |
| 10       | 93.7    | -4.0  | ...    | ...   | 97.7       | -2.3  | 113.4  | 5.3   | 101.4  | 2.3  |
| 11       | 105.2   | 0.7   | ...    | ...   | 96.7       | -1.7  | 111.7  | 4.7   | 99.5   | 0.8  |
| 12       | 93.4    | -1.6  | ...    | ...   | 85.6       | -8.8  | 106.7  | 2.7   | 96.6   | -0.9 |
| 2023 . 1 | 91.2    | 2.7   | ...    | ...   | 88.3       | -3.0  | 111.3  | 4.8   | 97.7   | 0.8  |
| 2        | ...     | ...   | ...    | ...   | ...        | ...   | ...    | ...   | 99.3   | -0.2 |

: 1)2020=100 2)

: 1)2020=100 2)

, OECD Main Economic Indicators





### 3. ( )<sup>1)</sup> Wage Indices (Manufacturing)

2015=100

|         | 2)<br>Korea, Rep. of |      | Netherlands |     | 3)<br>Taiwan |       | U. S. A. |     | Sweden |     | U. K. |      |
|---------|----------------------|------|-------------|-----|--------------|-------|----------|-----|--------|-----|-------|------|
|         | ( )                  | ( )  | ( )         | ( ) | ( )          | ( )   | ( )      | ( ) | ( )    | ( ) | ( )   |      |
| 2017    | 106.4                | 2.1  | 103.5       | 1.8 | 104.0        | 3.1   | 105.0    | 2.3 | 103.9  | 2.0 | 104.3 | 2.0  |
| 2018    | 113.6                | 6.8  | 105.7       | 2.2 | 108.7        | 4.5   | 108.2    | 3.1 | 107.0  | 2.9 | 106.7 | 2.3  |
| 2019    | 116.2                | 2.3  | 108.6       | 2.8 | 110.4        | 1.6   | 111.3    | 2.8 | 109.5  | 2.3 | 109.1 | 2.3  |
| 2020    | 115.5                | -0.6 | 112.7       | 3.7 | 110.9        | 0.5   | 114.5    | 3.0 | 110.5  | 0.9 | 109.1 | -0.1 |
| 2021    | 123.5                | 6.9  | 115.3       | 2.3 | 118.0        | 6.4   | 119.6    | 4.4 | 113.3  | 2.5 | 113.2 | 3.8  |
| 2022    | 130.7                | 5.8  | 118.5       | 2.8 | 124.1        | 5.2   | 125.9    | 5.3 | 116.1  | 2.4 | 119.0 | 5.1  |
| 2021. 9 | 124.9                | 6.8  | 115.6       | 1.9 | 113.2        | 9.3   | 121.5    | 4.9 | 111.8  | 2.9 | 110.6 | 2.8  |
| 10      | ...                  | ...  | 115.9       | 2.1 | 109.0        | 11.3  | 121.4    | 5.2 | 113.0  | 3.1 | 111.4 | 2.5  |
| 11      | ...                  | ...  | 115.9       | 2.1 | 108.4        | 5.7   | 121.8    | 4.8 | 113.3  | 1.1 | 112.9 | 1.1  |
| 12      | 126.6                | 7.5  | 115.9       | 2.1 | 114.6        | 8.3   | 122.7    | 5.0 | 113.1  | 0.4 | 118.5 | 4.1  |
| 2022. 1 | ...                  | ...  | 116.5       | 1.8 | 218.9        | 48.3  | 123.5    | 5.8 | 114.6  | 0.1 | 113.7 | 3.4  |
| 2       | ...                  | ...  | 117.3       | 2.5 | 109.6        | -33.7 | 123.1    | 5.1 | 114.3  | 0.7 | 112.9 | 2.0  |
| 3       | 147.0                | 11.7 | 117.4       | 2.3 | 104.4        | 6.9   | 124.2    | 5.8 | 113.1  | 0.9 | 131.7 | 8.0  |
| 4       | ...                  | ...  | 117.9       | 2.5 | 106.6        | 8.0   | 125.1    | 5.9 | 116.4  | 2.8 | 119.0 | 3.8  |
| 5       | ...                  | ...  | 118.0       | 2.4 | 116.0        | 10.6  | 125.3    | 5.6 | 117.9  | 3.1 | 116.1 | 4.3  |
| 6       | 116.2                | 4.9  | 118.2       | 2.6 | 109.8        | 3.8   | 125.1    | 4.9 | 117.9  | 3.2 | 118.4 | 4.4  |
| 7       | ...                  | ...  | 118.4       | 2.6 | 145.4        | 10.7  | 125.9    | 5.0 | 117.7  | 3.7 | 118.2 | 4.3  |
| 8       | ...                  | ...  | 118.5       | 2.6 | 127.8        | 7.2   | 126.0    | 4.6 | 116.0  | 2.9 | 115.9 | 5.2  |
| 9       | 129.8                | 3.9  | 119.4       | 3.3 | 112.1        | -1.0  | 127.3    | 4.8 | 114.8  | 2.7 | 117.2 | 5.9  |
| 10      | ...                  | ...  | 119.4       | 3.0 | 106.6        | -2.2  | 127.8    | 5.2 | 116.6  | 3.1 | 118.8 | 6.7  |
| 11      | ...                  | ...  | 119.5       | 3.1 | 113.8        | 5.0   | 128.7    | 5.6 | 116.8  | 3.1 | 120.0 | 6.3  |
| 12      | 129.7                | 2.5  | 121.2       | 4.6 | 118.3        | 3.2   | 129.2    | 5.3 | 116.7  | 3.1 | 125.9 | 6.3  |
| 2023. 1 | ...                  | ...  | 122.1       | 4.8 | 224.0        | 2.3   | 130.2    | 5.4 | ...    | ... | 120.8 | 6.2  |
| 2       | ...                  | ...  | 122.1       | 4.1 | 97.3         | -11.2 | 129.4    | 5.1 | ...    | ... | ...   | ...  |

|         | Italy |     | 4)<br>Japan |      | 2)<br>Czech Republic |     | Canada |      | Poland |      | 가<br>Hungary |      |
|---------|-------|-----|-------------|------|----------------------|-----|--------|------|--------|------|--------------|------|
|         | ( )   | ( ) | ( )         | ( )  | ( )                  | ( ) | ( )    | ( )  | ( )    | ( )  | ( )          |      |
| 2017    | 101.2 | 0.7 | 101.9       | 1.2  | 111.3                | 7.2 | 104.3  | 2.9  | 111.2  | 6.3  | 118.2        | 11.6 |
| 2018    | 102.1 | 0.9 | 103.4       | 1.4  | 119.8                | 7.6 | 103.4  | -0.9 | 119.4  | 7.4  | 130.6        | 10.5 |
| 2019    | 103.1 | 1.0 | 103.8       | 0.5  | 126.1                | 5.3 | 106.6  | 3.1  | 127.4  | 6.7  | 148.6        | 13.8 |
| 2020    | 103.9 | 0.7 | 100.0       | -3.6 | 129.2                | 2.5 | 109.9  | 3.1  | 133.3  | 4.7  | 160.8        | 8.2  |
| 2021    | 105.0 | 1.0 | 102.1       | 2.1  | 136.3                | 5.5 | 113.0  | 2.8  | 145.6  | 9.2  | 173.9        | 8.2  |
| 2022    | 106.5 | 1.5 | 103.3       | 1.1  | 147.6                | 8.2 | 119.1  | 5.4  | 161.4  | 10.9 | 200.9        | 15.5 |
| 2021. 9 | 105.3 | 1.3 | 102.8       | 2.5  | 133.9                | 5.2 | 112.7  | 3.6  | 145.8  | 8.1  | 168.5        | 7.1  |
| 10      | 105.3 | 1.2 | 102.3       | 1.4  | ...                  | ... | 111.5  | 2.2  | 146.8  | 8.1  | 168.9        | 5.4  |
| 11      | 105.3 | 1.2 | 102.2       | 1.2  | ...                  | ... | 112.6  | 1.5  | 149.7  | 8.5  | 195.7        | 8.3  |
| 12      | 105.4 | 1.3 | 100.3       | 2.0  | 144.6                | 4.5 | 117.1  | -0.5 | 158.4  | 10.1 | 195.6        | 9.0  |
| 2022. 1 | 105.8 | 1.3 | 102.6       | 0.2  | ...                  | ... | 114.9  | 1.7  | 149.3  | 8.6  | 179.2        | 9.9  |
| 2       | 105.9 | 1.4 | 102.5       | 0.5  | ...                  | ... | 116.6  | 1.1  | 151.0  | 10.2 | 179.0        | 11.0 |
| 3       | 105.9 | 1.3 | 102.7       | 0.2  | 137.8                | 7.4 | 118.0  | 4.3  | 163.3  | 10.3 | 202.3        | 15.5 |
| 4       | 106.0 | 1.4 | 104.1       | 1.7  | ...                  | ... | 117.1  | 5.8  | 162.8  | 12.2 | 198.4        | 11.5 |
| 5       | 106.0 | 1.4 | 101.8       | -1.2 | ...                  | ... | 114.7  | 1.7  | 158.9  | 12.0 | 194.8        | 13.8 |
| 6       | 106.7 | 1.5 | 103.9       | 1.8  | 150.3                | 8.5 | 119.1  | 7.0  | 162.7  | 11.5 | 197.5        | 14.0 |
| 7       | 106.8 | 1.5 | 104.9       | 4.3  | ...                  | ... | 118.8  | 5.1  | 162.7  | 11.3 | 196.7        | 15.3 |
| 8       | 106.8 | 1.5 | 102.8       | -0.2 | ...                  | ... | 120.0  | 6.5  | 160.5  | 10.8 | 196.0        | 17.8 |
| 9       | 106.8 | 1.4 | 103.1       | 0.3  | 144.2                | 7.7 | 120.7  | 7.1  | 164.2  | 12.6 | 197.5        | 17.2 |
| 10      | 106.9 | 1.5 | 103.3       | 1.0  | ...                  | ... | 122.5  | 9.8  | 163.3  | 11.2 | 200.8        | 18.9 |
| 11      | 106.9 | 1.5 | 104.0       | 1.8  | ...                  | ... | 122.3  | 8.6  | 166.4  | 11.1 | 234.5        | 19.8 |
| 12      | 106.9 | 1.4 | 103.8       | 3.5  | 157.9                | 9.2 | 124.4  | 6.3  | 172.0  | 8.5  | 233.8        | 19.5 |
| 2023. 1 | 107.2 | 1.3 | ...         | ...  | ...                  | ... | ...    | ...  | 167.5  | 12.2 | ...          | ...  |
| 2       | 107.5 | 1.5 | ...         | ...  | ...                  | ... | ...    | ...  | 169.0  | 11.9 | ...          | ...  |

: 1) , 2) , 3) , , 4) : OECD 『Main Economic Indicators』 , 『Earnings and Productivity Statistics』

## IV. 건설·교통·도소매·경기 CONSTRUCTION/TRANSPORTATION/ RETAIL, WHOLESALE/ECONOMY

1. 주거용빌딩 건축허가(수주) ..... 42
2. 승용차 등록대수 ..... 43
3. 국제해운수송 ..... 44
4. 소매판매 불변금액 지수(계절조정) ..... 47
5. 경기선행지수(계절조정) ..... 50

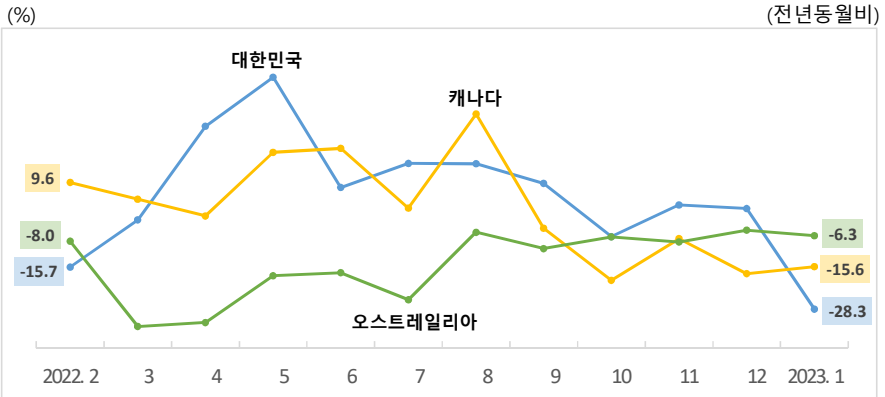
**IV-4. 소매판매 불변금액 지수(계절조정)(Sales/Total Retail Trade (Volume, Seasonally Adjusted))**

- 소매업체(백화점, 슈퍼마켓, 편의점 등)를 대상으로 매월 소매판매동향을 보기 위해 작성한 지수임. 본 통계표에서는 물가상승요인 및 계절변동요인을 제거한 계절조정불변 금액지수를 주로 수록함.

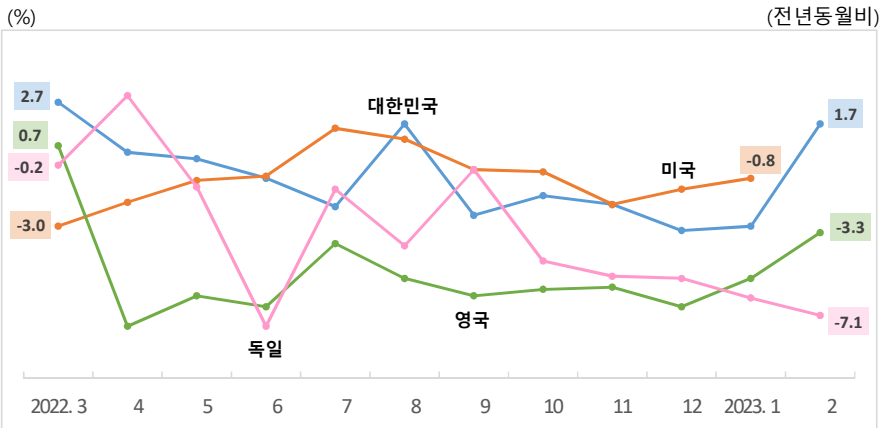
**IV-5. 경기선행지수(계절조정)(Composite Leading Indicators (Seasonally Adjusted))**

- 투자 관련 허가·수주지표나 재고율, 통화량 등의 지표처럼 실제 경기순환에 앞서 변동하는 개별 지표를 종합하여 만든 지수로, 향후 경기변동의 단기 예측에 이용됨.

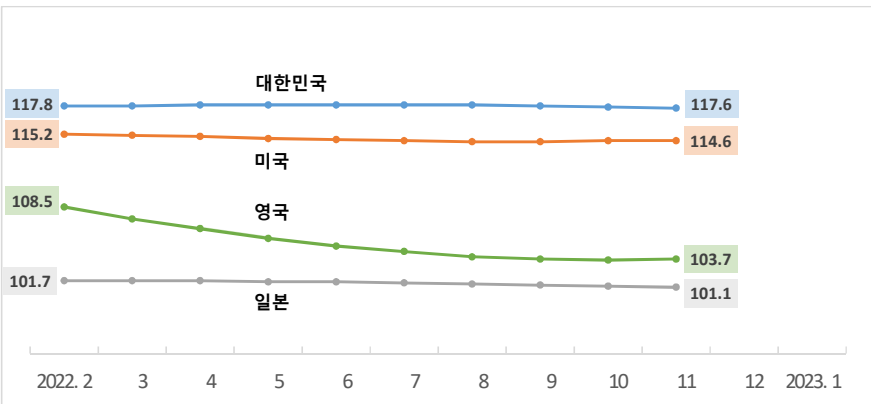
### 주거용빌딩 건축허가(수주)



### 소매판매 불변금액 지수(계절조정)



### 경기선행지수(계절조정)



# 1. 가( )

## Permits Issued for Residential Buildings (Orders Construction)

2015=100

|          | Korea, Rep. of |       | Netherlands |       | Denmark |       | Luxembourg |       | Belgium |       |
|----------|----------------|-------|-------------|-------|---------|-------|------------|-------|---------|-------|
|          | ( )            | ( )   | ( )         | ( )   | ( )     | ( )   | ( )        | ( )   | ( )     | ( )   |
| 2017     | 82.2           | -10.4 | 135.1       | 21.4  | 127.9   | -3.8  | 110.8      | 4.2   | 108.2   | -2.0  |
| 2018     | 67.0           | -18.4 | 133.3       | -1.3  | 171.7   | 34.2  | 120.0      | 8.3   | 135.7   | 25.4  |
| 2019     | 54.1           | -19.3 | 120.1       | -9.9  | 163.1   | -5.0  | 123.2      | 2.7   | 120.9   | -10.9 |
| 2020     | 53.9           | -0.4  | 131.9       | 9.8   | 149.0   | -8.6  | 110.4      | -10.4 | 119.7   | -1.0  |
| 2021     | 67.3           | 25.0  | 150.0       | 13.7  | 143.8   | -3.5  | 133.9      | 21.4  | 124.8   | 4.3   |
| 2022     | 75.4           | 12.0  | 133.6       | -10.9 | 134.6   | -6.4  | ...        | ...   | ...     | ...   |
| 2021 . 8 | 67.6           | 45.9  | 122.1       | 19.8  | 113.0   | -3.3  | 117.4      | 37.7  | 108.3   | -7.7  |
| 9        | 68.9           | 18.4  | 146.5       | 6.8   | 165.9   | -5.6  | 125.6      | 38.3  | 121.3   | 9.2   |
| 10       | 72.5           | 14.7  | 133.7       | 2.8   | 115.3   | -34.5 | 178.2      | 27.3  | 121.0   | -10.9 |
| 11       | 67.3           | 36.7  | 141.8       | 8.8   | 132.0   | -0.4  | 132.2      | 21.5  | 113.6   | -9.0  |
| 12       | 81.8           | 13.8  | 149.5       | -1.8  | 113.6   | -38.1 | 69.2       | -32.9 | 118.4   | -7.4  |
| 2022 . 1 | 70.5           | 75.0  | 124.9       | -12.9 | 174.2   | 52.4  | 57.9       | -56.4 | 106.1   | -13.8 |
| 2        | 46.9           | -15.7 | 136.9       | -19.9 | 150.4   | 16.9  | 115.1      | -3.5  | 112.2   | -2.9  |
| 3        | 70.9           | -1.6  | 155.2       | -16.8 | 206.1   | 17.0  | 113.7      | -57.7 | 159.0   | 3.5   |
| 4        | 91.0           | 26.4  | 140.2       | -6.0  | 118.0   | -21.8 | 94.0       | -9.8  | 99.9    | -22.2 |
| 5        | 87.1           | 41.1  | 139.6       | 2.5   | 155.7   | -8.5  | 70.0       | -32.8 | 140.1   | 14.2  |
| 6        | 82.8           | 8.1   | 160.4       | 3.7   | 183.6   | 4.5   | 81.4       | -24.8 | 112.1   | -24.5 |
| 7        | 82.5           | 15.3  | 150.7       | -8.9  | 117.5   | -31.0 | 156.1      | 6.3   | 89.5    | -27.5 |
| 8        | 77.9           | 15.2  | 112.1       | -8.3  | 85.3    | -24.5 | 108.7      | -7.4  | 111.6   | 3.1   |
| 9        | 75.3           | 9.3   | 129.1       | -11.9 | 109.9   | -33.8 | 88.5       | -29.6 | 113.6   | -6.3  |
| 10       | 67.7           | -6.6  | 122.4       | -8.5  | 114.0   | -1.1  | ...        | ...   | 103.5   | -14.5 |
| 11       | 69.2           | 2.9   | 117.4       | -17.2 | 109.8   | -16.9 | ...        | ...   | 96.1    | -15.4 |
| 12       | 83.3           | 1.8   | 114.0       | -23.8 | 90.8    | -20.1 | ...        | ...   | ...     | ...   |
| 2023 . 1 | 50.6           | -28.3 | ...         | ...   | ...     | ...   | ...        | ...   | ...     | ...   |

|          | Spain |       | Australia |       | Canada |       | Turkiye |       | Portugal |       |
|----------|-------|-------|-----------|-------|--------|-------|---------|-------|----------|-------|
|          | ( )   | ( )   | ( )       | ( )   | ( )    | ( )   | ( )     | ( )   | ( )      | ( )   |
| 2017     | 162.6 | 26.2  | 94.1      | -3.9  | 111.9  | 8.3   | 130.8   | 23.5  | 173.4    | 26.5  |
| 2018     | 202.7 | 24.7  | 88.8      | -5.7  | 117.8  | 5.3   | 79.0    | -39.6 | 250.5    | 44.4  |
| 2019     | 213.8 | 5.5   | 73.9      | -16.7 | 116.4  | -1.2  | 42.7    | -45.9 | 289.0    | 15.4  |
| 2020     | 172.1 | -19.5 | 78.5      | 6.1   | 125.9  | 8.1   | 77.4    | 81.2  | 291.1    | 0.7   |
| 2021     | 218.0 | 26.6  | 95.7      | 22.0  | 163.8  | 30.1  | 112.4   | 45.3  | 330.4    | 13.5  |
| 2022     | ...   | ...   | 79.6      | -16.8 | 167.4  | 2.2   | ...     | ...   | 347.7    | 5.2   |
| 2021 . 8 | 151.0 | 17.5  | 97.4      | 36.0  | 153.0  | 8.1   | 94.3    | 34.0  | 313.7    | 18.9  |
| 9        | 278.1 | 35.7  | 97.3      | 15.1  | 166.5  | 12.4  | 109.8   | 21.9  | 308.6    | 19.3  |
| 10       | 242.4 | 43.1  | 82.1      | -10.6 | 163.2  | 7.1   | 110.3   | 13.1  | 263.0    | -19.2 |
| 11       | 249.6 | 14.7  | 87.0      | -5.3  | 173.9  | 29.0  | 113.8   | 10.5  | 333.6    | 10.3  |
| 12       | 220.3 | 29.3  | 81.1      | -8.0  | 150.3  | 19.6  | 202.1   | 22.0  | 287.1    | -1.6  |
| 2022 . 1 | 214.9 | 20.9  | 51.6      | -22.9 | 113.5  | -13.8 | 68.7    | -18.4 | 359.5    | 15.0  |
| 2        | 202.0 | 7.0   | 92.0      | -8.0  | 122.8  | 9.6   | 74.2    | -19.1 | 352.7    | 34.4  |
| 3        | 267.2 | 28.6  | 83.0      | -33.5 | 199.8  | 4.6   | 106.7   | -30.9 | 419.7    | -5.0  |
| 4        | 159.5 | -28.0 | 72.7      | -32.3 | 180.4  | -0.4  | 91.4    | -19.0 | 334.2    | -12.0 |
| 5        | 184.7 | -14.8 | 87.4      | -18.3 | 202.5  | 18.6  | 75.1    | 11.8  | 423.2    | 16.7  |
| 6        | 236.3 | 10.7  | 84.1      | -17.4 | 236.9  | 19.8  | 108.4   | -8.8  | 325.1    | 4.5   |
| 7        | 214.3 | -13.7 | 71.0      | -25.5 | 177.9  | 1.9   | 67.9    | -24.4 | 373.7    | -3.7  |
| 8        | 150.8 | -0.1  | 92.2      | -5.3  | 199.1  | 30.1  | 95.1    | 0.8   | 254.0    | -19.0 |
| 9        | 256.6 | -7.7  | 87.3      | -10.2 | 159.7  | -4.1  | 104.2   | -5.1  | 340.5    | 10.3  |
| 10       | 266.2 | 9.8   | 76.6      | -6.7  | 131.1  | -19.7 | ...     | ...   | 363.4    | 38.2  |
| 11       | ...   | ...   | 79.9      | -8.2  | 161.3  | -7.2  | ...     | ...   | 344.8    | 3.3   |
| 12       | ...   | ...   | 77.3      | -4.7  | 123.7  | -17.7 | ...     | ...   | 281.4    | -2.0  |
| 2023 . 1 | ...   | ...   | 48.3      | -6.3  | 95.8   | -15.6 | ...     | ...   | 379.4    | 5.5   |

: OECD <sup>®</sup> Main Economic Indicators <sub>a</sub>



## 2.) Passenger Cars Registrations

In monthly averages, each

|          | Korea, Rep. of | Greece | Netherlands | New Zealand | Denmark | Germany | U.S.A.  | Belgium |
|----------|----------------|--------|-------------|-------------|---------|---------|---------|---------|
| 2017     | 128,262        | 7,343  | 34,545      | 22,855      | 18,456  | 286,772 | 507,434 | 45,547  |
| 2018     | 128,118        | 8,620  | 37,281      | 21,321      | 18,206  | 286,315 | 442,523 | 45,803  |
| 2019     | 125,790        | 9,509  | 37,523      | 20,405      | 18,802  | 300,605 | 393,309 | 45,834  |
| 2020     | 135,897        | 6,742  | 29,833      | 16,166      | 16,582  | 243,140 | 283,487 | 35,958  |
| 2021     | 123,344        | 8,416  | 27,059      | 19,507      | 15,549  | 218,511 | 279,171 | 31,927  |
| 2022     | 119,250        | 8,778  | 26,134      | 18,958      | 12,441  | 220,946 | 238,215 | 30,528  |
| 2021. 10 | 108,046        | 6,409  | 24,240      | 19,894      | 12,720  | 178,683 | 208,849 | 25,045  |
| 11       | 121,045        | 7,168  | 27,333      | 22,572      | 14,975  | 198,258 | 204,787 | 24,134  |
| 12       | 121,105        | 5,660  | 35,708      | 17,668      | 17,817  | 227,630 | 238,555 | 20,377  |
| 2022. 1  | 111,518        | 5,521  | 30,984      | 19,062      | 9,452   | 184,112 | 201,753 | 33,947  |
| 2        | 95,330         | 8,550  | 22,860      | 18,413      | 10,266  | 200,512 | 217,079 | 32,201  |
| 3        | 122,740        | 8,410  | 24,959      | 35,547      | 14,748  | 241,330 | 264,362 | 36,998  |
| 4        | 123,440        | 9,289  | 22,087      | 15,052      | 11,147  | 180,264 | 261,061 | 28,402  |
| 5        | 124,184        | 11,991 | 23,507      | 17,459      | 13,638  | 207,199 | 238,654 | 29,025  |
| 6        | 116,431        | 11,091 | 30,012      | 16,979      | 14,961  | 224,558 | 247,880 | 34,814  |
| 7        | 127,445        | 10,874 | 22,068      | 16,291      | 9,916   | 205,911 | 231,178 | 26,191  |
| 8        | 112,527        | 8,658  | 23,638      | 18,879      | 12,823  | 199,183 | 237,697 | 28,917  |
| 9        | 119,736        | 8,606  | 25,792      | 17,978      | 13,054  | 224,816 | 232,583 | 31,025  |
| 10       | 118,695        | 7,791  | 28,992      | 18,012      | 10,890  | 208,642 | 243,542 | 30,451  |
| 11       | 135,279        | 8,070  | 27,810      | 18,331      | 13,156  | 260,512 | 239,873 | 29,778  |
| 12       | 123,678        | 6,486  | 30,900      | 15,498      | 15,238  | 314,318 | 242,913 | 24,584  |
| 2023. 1  | 122,367        | 10,532 | 32,845      | 16,415      | 10,433  | 179,247 | 213,365 | 39,847  |
| 2        | 114,285        | 9,956  | 28,128      | 14,021      | ...     | ...     | 227,149 | 39,883  |
| 3        | 144,946        | ...    | ...         | ...         | ...     | ...     | ...     | ...     |

|          | Sweden | Spain   | Slovak Republic | U.K.    | Japan   | Canada | Poland | France  |
|----------|--------|---------|-----------------|---------|---------|--------|--------|---------|
| 2017     | 32,727 | 102,911 | 7,998           | 211,718 | 245,251 | 53,913 | 40,349 | ...     |
| 2018     | 30,461 | 109,899 | 8,173           | 197,262 | 241,288 | 48,863 | 44,324 | ...     |
| 2019     | 30,580 | 104,857 | 8,475           | 192,595 | 235,157 | 41,404 | 46,300 | ...     |
| 2020     | 25,266 | 70,935  | 6,359           | 135,922 | 206,569 | 27,125 | 35,696 | ...     |
| 2021     | 26,193 | 71,625  | 6,308           | 137,265 | 199,989 | 28,779 | 37,303 | ...     |
| 2022     | 24,935 | 67,782  | 6,588           | 134,505 | 185,275 | 24,572 | 34,979 | ...     |
| 2021. 10 | 20,916 | 59,044  | 5,767           | 106,265 | 150,608 | 26,984 | 31,259 | 123,825 |
| 11       | 22,093 | 66,399  | 5,704           | 115,706 | 188,723 | 21,792 | 31,950 | 126,395 |
| 12       | 28,255 | 86,081  | 5,510           | 108,596 | 191,299 | 18,091 | 36,163 | 164,693 |
| 2022. 1  | 20,527 | 42,377  | 5,739           | 115,087 | 181,926 | 18,582 | 28,975 | 106,609 |
| 2        | 21,917 | 62,103  | 6,006           | 58,994  | 184,729 | 20,049 | 33,538 | 119,068 |
| 3        | 29,893 | 59,919  | 7,476           | 243,479 | 284,544 | 27,553 | 39,528 | 151,561 |
| 4        | 23,050 | 69,111  | 6,058           | 119,167 | 153,509 | 26,482 | 34,882 | 112,035 |
| 5        | 27,736 | 84,977  | 6,650           | 124,394 | 136,405 | 28,048 | 35,897 | 129,772 |
| 6        | 27,374 | 89,252  | 8,024           | 140,958 | 169,680 | 30,971 | 39,585 | 174,296 |
| 7        | 18,789 | 73,378  | 6,221           | 112,162 | 186,711 | 26,572 | 34,703 | 110,916 |
| 8        | 21,493 | 51,907  | 6,695           | 68,858  | 154,316 | 29,451 | 33,753 | 95,194  |
| 9        | 23,047 | 67,240  | 5,237           | 225,269 | 211,585 | 25,915 | 35,819 | 145,113 |
| 10       | 23,220 | 65,966  | 7,528           | 134,344 | 186,202 | 22,598 | 32,001 | 129,881 |
| 11       | 26,295 | 73,221  | 6,976           | 142,889 | 192,904 | 21,629 | 34,196 | 138,446 |
| 12       | 35,879 | 73,927  | 6,449           | 128,462 | 180,792 | 17,018 | 36,872 | 164,059 |
| 2023. 1  | 15,282 | 64,147  | 6,680           | 131,994 | 202,255 | 17,926 | 35,046 | 116,222 |
| 2        | 19,040 | 74,001  | 6,623           | 74,441  | 236,704 | ...    | 38,525 | 129,928 |
| 3        | ...    | 99,524  | ...             | ...     | ...     | ...    | ...    | ...     |

: 1)

### 3. 1) International Maritime Transport

: M/T

In thousands M/T

|         | Norway         |                  | New zealand    |                  | Germany        |                  | Latvia         |                  | Russia         |                  |
|---------|----------------|------------------|----------------|------------------|----------------|------------------|----------------|------------------|----------------|------------------|
|         | Freight loaded | Freight unloaded | Freight loaded | Freight unloaded | Freight loaded | Freight unloaded | Freight loaded | Freight unloaded | Freight loaded | Freight unloaded |
| 2017    | 10,491         | 2,341            | 3,384          | 1,979            | 9,638          | 14,604           | 4,513          | 644              | 4,806          | 279              |
| 2018    | 9,883          | 2,862            | 3,544          | 2,048            | ...            | ...              | 4,755          | 760              | 3,764          | 302              |
| 2019    | 9,982          | 2,515            | 3,632          | 2,048            | ...            | ...              | 4,755          | 760              | 3,674          | 181              |
| 2020    | 11,208         | 2,446            | 3,439          | 1,914            | ...            | ...              | ...            | ...              | 8,467          | 262              |
| 2021    | 11,208         | 2,446            | 3,424          | 2,212            | ...            | ...              | 2,642          | 836              | 7,610          | 517              |
| 2022    | ...            | ...              | ...            | ...              | ...            | ...              | 2,806          | 1,199            | ...            | ...              |
| 2021. 7 | ...            | ...              | 4,047          | 2,268            | 9,298          | 13,936           | 1,967          | 889              | ...            | ...              |
| 8       | 11,777         | 2,491            | 3,329          | 2,250            | 9,218          | 14,232           | 2,351          | 872              | ...            | ...              |
| 9       | ...            | ...              | 2,653          | 2,170            | 9,355          | 14,050           | 2,589          | 1,088            | ...            | ...              |
| 10      | ...            | ...              | 3,746          | 2,497            | 9,865          | 14,625           | 2,734          | 874              | ...            | ...              |
| 11      | 11,556         | 2,602            | 3,161          | 2,160            | 9,563          | 14,727           | 3,041          | 879              | ...            | ...              |
| 12      | ...            | ...              | 2,051          | 3,297            | ...            | ...              | 3,026          | 951              | ...            | ...              |
| 2022. 1 | ...            | ...              | 2,309          | 1,911            | ...            | ...              | 2,853          | 892              | ...            | ...              |
| 2       | 10,725         | 2,318            | 3,015          | 1,709            | 8,322          | 12,519           | 2,940          | 827              | ...            | ...              |
| 3       | ...            | ...              | 3,644          | 1,999            | 10,211         | 14,113           | 3,635          | 1,180            | ...            | ...              |
| 4       | ...            | ...              | 5,565          | 1,574            | 8,991          | 14,069           | 2,810          | 946              | ...            | ...              |
| 5       | 10,602         | 2,411            | 3,810          | 1,902            | 9,064          | 14,868           | 2,847          | 1,024            | ...            | ...              |
| 6       | ...            | ...              | 3,406          | 2,301            | 8,872          | 13,474           | 2,404          | 1,223            | ...            | ...              |
| 7       | ...            | ...              | 2,828          | 1,886            | 8,274          | 13,216           | 2,309          | 1,166            | ...            | ...              |
| 8       | 11,312         | 2,641            | 3,117          | 1,962            | 8,760          | 14,505           | 2,612          | 1,193            | ...            | ...              |
| 9       | ...            | ...              | 3,467          | 2,086            | 8,722          | 14,038           | 2,907          | 1,271            | ...            | ...              |
| 10      | ...            | ...              | 3,291          | 2,028            | 9,132          | 13,991           | 2,711          | 1,471            | ...            | ...              |
| 11      | 11,817         | 2,512            | 3,595          | 2,102            | ...            | ...              | 2,717          | 1,567            | ...            | ...              |
| 12      | ...            | ...              | ...            | ...              | ...            | ...              | 2,930          | 1,631            | ...            | ...              |

|         | Romania        |                  | Lithuania      |                  | Macao          |                  | Mexico         |                  | Morocco        |                  |
|---------|----------------|------------------|----------------|------------------|----------------|------------------|----------------|------------------|----------------|------------------|
|         | Freight loaded | Freight unloaded | Freight loaded | Freight unloaded | Freight loaded | Freight unloaded | Freight loaded | Freight unloaded | Freight loaded | Freight unloaded |
| 2017    | 2,087          | 1,892            | 2,761          | 1,648            | 2              | 11               | 10,287         | 10,251           | ...            | ...              |
| 2018    | 2,080          | 2,012            | 2,995          | 1,688            | 3              | 11               | 10,883         | 11,026           | ...            | ...              |
| 2019    | 2,228          | 2,197            | 2,995          | 1,688            | 3              | 11               | 10,883         | 11,026           | ...            | ...              |
| 2020    | 1,980          | 1,955            | 2,938          | 1,670            | 1              | 9                | 9,959          | 8,407            | 2,847          | 4,805            |
| 2021    | 1,980          | 1,955            | 2,938          | 1,670            | 1              | 9                | 9,967          | 9,563            | 2,779          | 4,618            |
| 2022    | ...            | ...              | ...            | ...              | ...            | ...              | ...            | ...              | ...            | ...              |
| 2021. 7 | ...            | ...              | ...            | ...              | 2              | 10               | 10,802         | 10,807           | 2,668          | 4,072            |
| 8       | 2,757          | 2,289            | ...            | ...              | 3              | 12               | 10,734         | 10,233           | 2,869          | 4,549            |
| 9       | ...            | ...              | ...            | ...              | 4              | 13               | 9,796          | 9,413            | 3,252          | 4,152            |
| 10      | ...            | ...              | ...            | ...              | 3              | 11               | 9,928          | 9,533            | 2,448          | 4,108            |
| 11      | 2,346          | 2,060            | ...            | ...              | 3              | 11               | 10,408         | 9,389            | 2,547          | 4,987            |
| 12      | ...            | ...              | ...            | ...              | ...            | ...              | 10,776         | 9,892            | 2,941          | 4,464            |
| 2022. 1 | ...            | ...              | ...            | ...              | ...            | 12               | 8,009          | 9,692            | 2,436          | 5,156            |
| 2       | 3,345          | 3,599            | ...            | ...              | 3              | 7                | ...            | ...              | 2,098          | 4,045            |
| 3       | ...            | ...              | ...            | ...              | 3              | 10               | 11,356         | 10,624           | 2,536          | 5,405            |
| 4       | ...            | ...              | ...            | ...              | 2              | 10               | 10,416         | 10,348           | 2,429          | 5,458            |
| 5       | 2,374          | 2,795            | ...            | ...              | 4              | 9                | 9,571          | 10,631           | 2,148          | 5,748            |
| 6       | ...            | ...              | ...            | ...              | ...            | ...              | 9,457          | 10,361           | 2,175          | 5,536            |
| 7       | ...            | ...              | ...            | ...              | ...            | ...              | 10,088         | 11,152           | ...            | ...              |
| 8       | 2,832          | 2,492            | ...            | ...              | 3              | 7                | 9,236          | 11,520           | ...            | ...              |
| 9       | ...            | ...              | ...            | ...              | 6              | 11               | 9,159          | 9,560            | ...            | ...              |
| 10      | ...            | ...              | ...            | ...              | 1              | 12               | 8,400          | 10,697           | ...            | ...              |
| 11      | ...            | ...              | ...            | ...              | 3              | 12               | 6,850          | 10,356           | ...            | ...              |
| 12      | ...            | ...              | ...            | ...              | ...            | ...              | 8,513          | 10,200           | ...            | ...              |

: 1)

2)

3)

4)

### 3. ( )<sup>1)</sup> International Maritime Transport (Cont'd)

: M/T

In thousands M/T

|       | Bangladesh     |                  | 가<br>Bulgaria  |                  | Senegal        |                  | Sweden         |                  | Slovenia       |                  |       |
|-------|----------------|------------------|----------------|------------------|----------------|------------------|----------------|------------------|----------------|------------------|-------|
|       | Freight loaded | Freight unloaded | Freight loaded | Freight unloaded | Freight loaded | Freight unloaded | Freight loaded | Freight unloaded | Freight loaded | Freight unloaded |       |
| 2017  | 581            | 6,626            | 1,276          | 1,303            | ...            | ...              | 5,813          | 6,787            | 558            | 1,293            |       |
| 2018  | 594            | 7,605            | 1,244          | 1,078            | ...            | ...              | 5,590          | 7,255            | 563            | 1,374            |       |
| 2019  | 592            | 8,267            | 1,410          | 1,215            | ...            | ...              | 5,374          | 6,771            | 542            | 1,301            |       |
| 2020  | 592            | 8,267            | 1,410          | 1,215            | ...            | ...              | 5,413          | 6,595            | 487            | 1,040            |       |
| 2021  | 661            | 9,251            | ...            | ...              | ...            | ...              | 5,413          | 6,595            | 461            | 1,211            |       |
| 2022  | ...            | ...              | ...            | ...              | ...            | ...              | ...            | ...              | 461            | 1,402            |       |
| 2021. | 7              | 630              | 6,711          | ...              | ...            | ...              | ...            | ...              | 395            | 1,379            |       |
|       | 8              | 656              | 7,665          | 1,488            | 1,094          | 424              | 1,402          | 5,569            | 6,418          | 372              | 1,061 |
|       | 9              | 672              | 8,685          | ...              | ...            | ...              | ...            | ...              | 417            | 1,534            |       |
|       | 10             | 746              | 10,943         | ...              | ...            | 389              | 1,122          | ...              | ...            | 458              | 1,072 |
|       | 11             | 671              | 10,309         | 1,039            | 892            | 546              | 1,181          | 5,902            | 6,418          | 360              | 1,255 |
|       | 12             | 700              | 9,893          | ...              | ...            | 539              | 1,164          | ...              | ...            | 434              | 1,180 |
| 2022. | 1              | 684              | 10,176         | ...              | ...            | ...              | ...            | ...              | ...            | 493              | 1,440 |
|       | 2              | 650              | 9,881          | 1,197            | 1,243          | 414              | 1,409          | 5,663            | 6,768          | 427              | 1,325 |
|       | 3              | 735              | 10,761         | ...              | ...            | ...              | ...            | ...              | ...            | 496              | 1,346 |
|       | 4              | 665              | 10,348         | ...              | ...            | ...              | ...            | ...              | ...            | 450              | 1,353 |
|       | 5              | 621              | 8,282          | 1,326            | 1,447          | ...              | ...            | 5,568            | 6,924          | 417              | 1,740 |
|       | 6              | 667              | 8,017          | ...              | ...            | 543              | 1,035          | ...              | ...            | 433              | 1,316 |
|       | 7              | 668              | 9,587          | ...              | ...            | 538              | 1,406          | ...              | ...            | 475              | 1,263 |
|       | 8              | 700              | 10,014         | ...              | ...            | ...              | ...            | 5,096            | 6,466          | 458              | 1,568 |
|       | 9              | 598              | 10,593         | ...              | ...            | 538              | 1,674          | ...              | ...            | 410              | 1,655 |
|       | 10             | ...              | ...            | ...              | ...            | 530              | 1,272          | ...              | ...            | 476              | 1,248 |
|       | 11             | ...              | ...            | ...              | ...            | ...              | ...            | ...              | ...            | 465              | 1,248 |
|       | 12             | ...              | ...            | ...              | ...            | ...              | ...            | ...              | ...            | 526              | 1,316 |

|       | Azerbaijan     |                  | Estonia        |                  | Australia      |                  | Iran           |                  | 2)<br>Israel   |                  |       |
|-------|----------------|------------------|----------------|------------------|----------------|------------------|----------------|------------------|----------------|------------------|-------|
|       | Freight loaded | Freight unloaded | Freight loaded | Freight unloaded | Freight loaded | Freight unloaded | Freight loaded | Freight unloaded | Freight loaded | Freight unloaded |       |
| 2017  | 897            | 20               | 1,957          | 944              | 121,917        | 8,439            | 6,909          | 5,314            | 1,712          | 3,115            |       |
| 2018  | 825            | 19               | ...            | ...              | 125,064        | 8,697            | 6,675          | 4,714            | 1,686          | 3,207            |       |
| 2019  | 687            | 19               | 1,899          | 1,146            | 125,922        | 8,181            | 6,796          | 4,699            | 1,634          | 3,174            |       |
| 2020  | 726            | 30               | ...            | ...              | 126,233        | 7,872            | 5,520          | 4,319            | 1,594          | 3,194            |       |
| 2021  | 740            | 30               | 2,199          | 1,079            | 128,317        | 8,329            | 6,303          | 5,127            | 1,594          | 3,194            |       |
| 2022  | ...            | ...              | 1,658          | ...              | 127,104        | 9,008            | ...            | ...              | ...            | ...              |       |
| 2021. | 7              | 622              | 19             | 2,159            | 1,345          | 125,904          | 7,865          | 6,989            | 5,502          | ...              | ...   |
|       | 8              | 774              | 20             | 2,281            | 1,343          | 132,043          | 7,818          | 5,983            | 5,287          | 1,450            | 3,417 |
|       | 9              | 638              | 18             | 2,279            | 1,339          | 134,427          | 7,996          | 5,990            | 5,354          | ...              | ...   |
|       | 10             | 732              | 19             | 1,942            | 988            | 129,106          | 8,288          | 6,363            | 5,606          | ...              | ...   |
|       | 11             | 773              | 19             | 1,813            | 948            | 126,130          | 9,008          | 5,694            | 5,419          | ...              | ...   |
|       | 12             | 775              | 19             | 2,245            | 834            | 138,243          | 9,191          | 6,282            | 5,643          | ...              | ...   |
| 2022. | 1              | 802              | 18             | 1,897            | 971            | 129,350          | 8,655          | 11,893           | 6,038          | ...              | ...   |
|       | 2              | 808              | 18             | 1,974            | 1,036          | 110,526          | 7,838          | ...              | ...            | ...              | ...   |
|       | 3              | 908              | 19             | 2,051            | 1,128          | 124,723          | 9,565          | 6,208            | 5,986          | ...              | ...   |
|       | 4              | 998              | 17             | 1,469            | 1,411          | 120,430          | 8,219          | 6,498            | 6,262          | ...              | ...   |
|       | 5              | 1,044            | 52             | 1,788            | 1,312          | 130,660          | 9,581          | 6,921            | 5,642          | ...              | ...   |
|       | 6              | 1,213            | 81             | 1,530            | 1,172          | 136,584          | 9,395          | 6,786            | 5,804          | ...              | ...   |
|       | 7              | 831              | 44             | 1,484            | 1,259          | 120,978          | 8,634          | 6,185            | 6,149          | ...              | ...   |
|       | 8              | 1,047            | 46             | 1,620            | 1,178          | 127,643          | 9,506          | 6,398            | 6,095          | ...              | ...   |
|       | 9              | ...              | ...            | 1,329            | 1,095          | 127,609          | 9,689          | 6,904            | 6,675          | ...              | ...   |
|       | 10             | 1,033            | 14             | 1,544            | 904            | 128,451          | 8,946          | 5,944            | 5,661          | ...              | ...   |
|       | 11             | 999              | 13             | 1,618            | 1,160          | 128,826          | 8,797          | 6,926            | 5,767          | ...              | ...   |
|       | 12             | ...              | ...            | 1,599            | 788            | 139,463          | 9,276          | 6,521            | 5,355          | ...              | ...   |

### 3. ( )<sup>1)</sup> International Maritime Transport (Cont'd)

| : M/T |    | In thousand M/T |                  |                      |                  |                |                  |                |                  |
|-------|----|-----------------|------------------|----------------------|------------------|----------------|------------------|----------------|------------------|
|       |    | Croatia         |                  | Cyprus <sup>3)</sup> |                  | Pakistan       |                  | Peru           |                  |
|       |    | Freight loaded  | Freight unloaded | Freight loaded       | Freight unloaded | Freight loaded | Freight unloaded | Freight loaded | Freight unloaded |
| 2017  |    | 453             | 1,179            | 413                  | 651              | ...            | ...              | 1,352          | 2,124            |
| 2018  |    | 410             | 1,253            | 357                  | 671              | ...            | ...              | ...            | ...              |
| 2019  |    | 387             | 1,200            | 357                  | 671              | ...            | ...              | ...            | ...              |
| 2020  |    | 491             | 1,044            | 305                  | 618              | ...            | ...              | 1,355          | 2,002            |
| 2021  |    | 486             | 1,195            | 265                  | 595              | ...            | ...              | ...            | 2,002            |
| 2022  |    | ...             | ...              | ...                  | ...              | ...            | ...              | ...            | ...              |
| 2021. | 7  | 517             | 1,115            | 316                  | 753              | 1,624          | 7,440            | 1,494          | 2,334            |
|       | 8  | 346             | 1,299            | 260                  | 529              | ...            | ...              | 1,545          | 2,245            |
|       | 9  | 374             | 940              | 241                  | 475              | ...            | ...              | 1,437          | 237              |
|       | 10 | 499             | 1,191            | 207                  | 631              | 1,977          | 7,397            | 1,421          | 2,400            |
|       | 11 | 505             | 1,070            | 294                  | 765              | 2,430          | 7,178            | 1,437          | 2,412            |
|       | 12 | 433             | 1,455            | 233                  | 503              | 2,333          | 6,846            | 1,503          | 2,265            |
| 2022. | 1  | 388             | 1,004            | 222                  | 612              | 2,332          | 6,798            | ...            | ...              |
|       | 2  | 381             | 883              | 255                  | 483              | 2,262          | 5,704            | 1,565          | 2,312            |
|       | 3  | 544             | 1,721            | 288                  | 637              | 2,281          | 6,320            | 1,458          | 2,203            |
|       | 4  | 537             | 1,723            | 285                  | 641              | 1,766          | 6,203            | 1,187          | 2,229            |
|       | 5  | ...             | ...              | ...                  | ...              | 1,811          | 7,967            | 1,292          | 2,383            |
|       | 6  | 534             | 1,386            | 268                  | 618              | 2,086          | 6,177            | 1,379          | 2,079            |
|       | 7  | 402             | 1,354            | 302                  | 579              | 1,432          | 6,654            | 1,639          | 2,176            |
|       | 8  | 474             | 1,202            | 284                  | 684              | ...            | ...              | 1,503          | 2,238            |
|       | 9  | 500             | 994              | 290                  | 594              | 1,515          | 5,721            | ...            | ...              |
|       | 10 | 430             | 1,233            | 331                  | 613              | 1,542          | 5,491            | 1,507          | 2,091            |
|       | 11 | 339             | 1,159            | 264                  | 571              | ...            | ...              | 1,266          | 1,971            |
|       | 12 | 594             | 1,585            | 239                  | 590              | ...            | ...              | 1,808          | 2,368            |

|       |    | Portugal       |                  | Poland         |                  | Finland        |                  | Hong Kong <sup>4)</sup> |                  |
|-------|----|----------------|------------------|----------------|------------------|----------------|------------------|-------------------------|------------------|
|       |    | Freight loaded | Freight unloaded | Freight loaded | Freight unloaded | Freight loaded | Freight unloaded | Freight loaded          | Freight unloaded |
| 2017  |    | 2,505          | ...              | 2,359          | 3,963            | 4,290          | 3,941            | 8,914                   | 14,545           |
| 2018  |    | 2,376          | ...              | 2,490          | 4,911            | 4,400          | 4,272            | 8,253                   | 13,293           |
| 2019  |    | 2,173          | ...              | 2,491          | 5,158            | 4,441          | 3,998            | 7,699                   | 14,244           |
| 2020  |    | 2,222          | ...              | 2,739          | 4,403            | 4,184          | 3,819            | 6,613                   | 14,161           |
| 2021  |    | 2,281          | ...              | 2,721          | 4,991            | 4,198          | 3,640            | 6,569                   | 11,242           |
| 2022  |    | ...            | ...              | 2,646          | 6,847            | ...            | ...              | ...                     | ...              |
| 2021. | 7  | 2,353          | ...              | 2,446          | 4,995            | 4,271          | 3,853            | 7,210                   | 11,717           |
|       | 8  | 2,237          | ...              | 2,247          | 4,950            | 3,989          | 3,724            | 6,753                   | 11,566           |
|       | 9  | 2,201          | ...              | 2,827          | 4,499            | 4,360          | 3,707            | 6,907                   | 11,353           |
|       | 10 | 2,077          | ...              | 2,719          | 5,628            | 4,366          | 4,269            | 6,022                   | 10,496           |
|       | 11 | 1,918          | ...              | 2,665          | 5,692            | 4,555          | 3,790            | 7,314                   | 12,128           |
|       | 12 | 2,023          | ...              | 2,517          | 5,446            | 4,287          | 3,631            | 6,659                   | 11,418           |
| 2022. | 1  | 2,192          | 3,934            | 2,298          | 4,980            | 3,765          | 3,653            | 4,870                   | 8,896            |
|       | 2  | 1,927          | 3,578            | 2,331          | 5,192            | 3,480          | 3,634            | 4,212                   | 7,592            |
|       | 3  | 2,269          | ...              | 2,771          | 6,511            | 3,847          | 4,009            | 5,653                   | 11,183           |
|       | 4  | 2,186          | ...              | 2,352          | 6,155            | ...            | ...              | 6,504                   | 11,382           |
|       | 5  | 2,315          | ...              | 3,036          | 5,814            | 4,139          | 4,201            | 6,103                   | 10,654           |
|       | 6  | 2,400          | 3,996            | 2,889          | 6,950            | ...            | ...              | 7,050                   | 10,582           |
|       | 7  | 2,383          | ...              | 2,686          | 6,564            | 4,100          | 4,152            | 6,328                   | 10,870           |
|       | 8  | 2,247          | ...              | 2,583          | 7,016            | 3,972          | 4,121            | 5,965                   | 9,694            |
|       | 9  | ...            | ...              | 2,311          | 7,798            | 3,704          | 3,563            | 6,348                   | 10,145           |
|       | 10 | ...            | ...              | 3,102          | 9,298            | 3,782          | 4,374            | 5,911                   | 9,426            |
|       | 11 | ...            | ...              | 2,681          | 8,134            | 3,850          | 4,277            | ...                     | ...              |
|       | 12 | ...            | ...              | 2,709          | 7,752            | 3,871          | 4,238            | ...                     | ...              |

## 4. ( ) Sales/Total Retail Trade (Volume, Seasonally Adjusted)

2015=100

|          | Korea, Rep. of |      | Greece |      | Netherlands |      | Norway |      | Denmark |       |
|----------|----------------|------|--------|------|-------------|------|--------|------|---------|-------|
|          | ( )            | ( )  | ( )    | ( )  | ( )         | ( )  | ( )    | ( )  | ( )     | ( )   |
| 2017     | 105.9          | 2.0  | 100.7  | 1.1  | 104.5       | 2.7  | 100.2  | 1.6  | 102.0   | 0.7   |
| 2018     | 110.5          | 4.3  | 102.1  | 1.4  | 107.6       | 3.0  | 100.9  | 0.7  | 103.7   | 1.6   |
| 2019     | 113.0          | 2.3  | 102.9  | 0.8  | 109.9       | 2.1  | 100.7  | -0.2 | 104.4   | 0.6   |
| 2020     | 112.9          | -0.1 | 98.5   | -4.3 | 112.9       | 2.8  | 109.1  | 8.3  | 107.9   | 3.4   |
| 2021     | 119.5          | 5.8  | 109.2  | 10.9 | 115.9       | 2.6  | 109.1  | 0.0  | 112.4   | 4.1   |
| 2022     | 119.1          | -0.3 | 112.6  | 3.1  | 116.2       | 0.3  | 103.2  | -5.4 | 107.0   | -4.8  |
| 2021 . 9 | 121.5          | 4.7  | 111.8  | 9.6  | 118.4       | 2.8  | 110.5  | -2.2 | 112.8   | 3.2   |
| 10       | 122.3          | 7.7  | 114.4  | 7.7  | 120.1       | 5.2  | 111.6  | -2.9 | 115.1   | -1.3  |
| 11       | 120.1          | 4.7  | 111.5  | 16.6 | 120.4       | 1.9  | 112.0  | -4.9 | 113.2   | 0.4   |
| 12       | 121.3          | 6.0  | 112.6  | 20.6 | 109.0       | 2.9  | 111.4  | -1.6 | 111.1   | 4.1   |
| 2022 . 1 | 119.8          | 1.7  | 110.7  | 8.3  | 113.9       | 14.7 | 111.0  | -1.7 | 111.0   | 12.9  |
| 2        | 120.4          | 3.3  | 112.6  | 11.0 | 118.1       | 11.7 | 108.7  | -2.8 | 109.8   | 5.3   |
| 3        | 121.1          | 2.7  | 114.6  | 12.1 | 119.5       | 4.2  | 111.2  | 0.0  | 108.8   | -10.7 |
| 4        | 119.6          | 0.4  | 114.5  | 8.2  | 117.6       | 2.7  | 109.5  | -2.0 | 110.1   | -0.9  |
| 5        | 119.0          | 0.1  | 109.3  | -4.0 | 119.3       | -4.1 | 108.2  | -8.3 | 107.7   | -6.6  |
| 6        | 118.8          | -0.8 | 111.2  | -2.6 | 115.9       | -5.0 | 107.9  | -8.2 | 106.1   | -8.7  |
| 7        | 118.5          | -2.1 | 113.2  | 1.9  | 117.0       | -1.3 | 105.6  | -8.6 | 106.3   | -7.7  |
| 8        | 121.5          | 1.7  | 114.2  | 4.9  | 114.4       | -4.6 | 106.1  | -3.9 | 106.6   | -6.9  |
| 9        | 118.5          | -2.5 | 112.9  | 1.0  | 115.9       | -2.1 | 106.2  | -3.9 | 106.3   | -5.8  |
| 10       | 120.4          | -1.6 | 112.1  | -2.0 | 115.6       | -3.7 | 105.9  | -5.1 | 104.5   | -9.2  |
| 11       | 117.7          | -2.0 | 112.7  | 1.1  | 117.6       | -2.3 | 107.3  | -4.2 | 104.7   | -7.5  |
| 12       | 117.5          | -3.2 | 111.7  | -0.8 | 110.4       | 1.3  | 102.9  | -7.6 | 102.6   | -7.7  |
| 2023 . 1 | 116.2          | -3.0 | 112.5  | 1.6  | 116.1       | 1.9  | 104.2  | -6.1 | 104.9   | -5.5  |
| 2        | 122.4          | 1.7  | ...    | ...  | 115.9       | -1.9 | 104.4  | -3.9 | ...     | ...   |

|          | Germany |      | Lithuania |      | Luxembourg |       | Mexico |      | U.S.A. |      |
|----------|---------|------|-----------|------|------------|-------|--------|------|--------|------|
|          | ( )     | ( )  | ( )       | ( )  | ( )        | ( )   | ( )    | ( )  | ( )    | ( )  |
| 2017     | 105.6   | 2.9  | 111.4     | 4.5  | 29.8       | -31.2 | 105.0  | -0.3 | 103.1  | 1.9  |
| 2018     | 107.4   | 1.8  | 118.8     | 6.6  | 30.9       | 3.5   | 106.7  | 1.6  | 104.8  | 1.6  |
| 2019     | 110.9   | 3.2  | 125.2     | 5.4  | 32.3       | 4.8   | 109.0  | 2.1  | 105.8  | 1.0  |
| 2020     | 116.1   | 4.8  | 128.3     | 2.5  | 31.7       | -1.9  | 99.0   | -9.2 | 107.8  | 1.9  |
| 2021     | 116.8   | 0.6  | 144.9     | 12.9 | 34.8       | 9.7   | 106.7  | 7.8  | 121.3  | 12.6 |
| 2022     | 116.0   | -0.7 | 146.1     | 0.8  | 35.7       | 2.6   | 111.3  | 4.2  | 121.5  | 0.1  |
| 2021 . 9 | 116.4   | -1.4 | 151.1     | 11.6 | 35.0       | 4.8   | 107.7  | 6.2  | 121.3  | 6.6  |
| 10       | 118.3   | -2.0 | 151.9     | 10.7 | 34.8       | 3.9   | 108.0  | 6.3  | 122.2  | 7.8  |
| 11       | 120.1   | -0.8 | 149.9     | 10.5 | 35.5       | 8.9   | 109.1  | 4.5  | 122.3  | 9.0  |
| 12       | 118.3   | 2.1  | 151.6     | 17.2 | 35.1       | 7.3   | 108.9  | 5.6  | 120.0  | 7.0  |
| 2022 . 1 | 119.5   | 13.6 | 146.7     | 19.7 | 35.2       | 8.3   | 109.6  | 7.0  | 122.2  | 4.0  |
| 2        | 119.1   | 9.7  | 146.0     | 13.2 | 34.8       | 1.8   | 110.7  | 6.1  | 122.8  | 7.0  |
| 3        | 119.6   | -0.2 | 147.2     | 6.7  | 36.0       | 6.5   | 111.1  | 3.5  | 122.8  | -3.0 |
| 4        | 117.0   | 3.0  | 146.9     | 2.1  | 35.5       | 1.4   | 111.3  | 4.3  | 122.9  | -1.9 |
| 5        | 116.5   | -1.2 | 145.6     | -1.0 | 36.3       | 2.0   | 111.6  | 4.5  | 122.1  | -0.9 |
| 6        | 115.1   | -7.6 | 144.6     | -5.1 | 35.1       | -2.5  | 111.1  | 4.2  | 122.0  | -0.7 |
| 7        | 115.9   | -1.3 | 144.5     | -4.5 | 35.9       | 2.3   | 111.6  | 5.7  | 121.6  | 1.5  |
| 8        | 114.0   | -3.9 | 146.8     | -2.5 | 36.1       | 3.4   | 111.5  | 4.3  | 121.8  | 1.0  |
| 9        | 115.9   | -0.4 | 148.0     | -2.1 | 36.9       | 5.4   | 111.3  | 3.3  | 120.9  | -0.4 |
| 10       | 112.8   | -4.6 | 146.6     | -3.5 | 35.9       | 3.2   | 112.1  | 3.8  | 121.5  | -0.5 |
| 11       | 113.7   | -5.3 | 146.8     | -2.1 | 35.5       | 0.0   | 111.8  | 2.5  | 119.8  | -2.0 |
| 12       | 111.9   | -5.4 | 143.9     | -5.1 | 35.1       | 0.0   | 111.9  | 2.8  | 118.4  | -1.3 |
| 2023 . 1 | 112.0   | -6.3 | 145.0     | -1.2 | 36.8       | 4.5   | ...    | ...  | 121.2  | -0.8 |
| 2        | 110.6   | -7.1 | 143.1     | -2.0 | 37.1       | 6.6   | ...    | ...  | ...    | ...  |

## 4. ( ) ( ) Sales/Total Retail Trade (Volume, Seasonally Adjusted)(Cont'd)

2015=100

|          | Belgium |      | Brazil |      | Sweden |      | Switzerland |      | Spain |      |
|----------|---------|------|--------|------|--------|------|-------------|------|-------|------|
|          | ( )     | ( )  | ( )    | ( )  | ( )    | ( )  | ( )         | ( )  | ( )   | ( )  |
| 2017     | 100.0   | -0.1 | 95.7   | 2.1  | 104.9  | 1.8  | 100.4       | 1.6  | 104.8 | 0.8  |
| 2018     | 100.1   | 0.1  | 97.9   | 2.3  | 106.6  | 1.6  | 101.3       | 0.9  | 105.5 | 0.7  |
| 2019     | 101.0   | 0.8  | 99.7   | 1.8  | 109.2  | 2.5  | 102.3       | 1.0  | 107.9 | 2.3  |
| 2020     | 103.0   | 2.0  | 100.9  | 1.2  | 111.7  | 2.3  | 103.6       | 1.3  | 100.8 | -6.5 |
| 2021     | 108.7   | 5.5  | 102.3  | 1.4  | 118.3  | 5.9  | 108.4       | 4.6  | 104.2 | 3.4  |
| 2022     | 104.8   | -3.6 | 103.3  | 1.0  | 115.1  | -2.7 | 108.5       | 0.1  | 104.9 | 0.6  |
| 2021 . 9 | 107.3   | 1.4  | 101.0  | -5.4 | 118.1  | 4.9  | 106.8       | 2.3  | 105.0 | 0.1  |
| 10       | 108.6   | 0.3  | 101.0  | -6.2 | 118.9  | 4.9  | 110.6       | 1.8  | 104.7 | -1.0 |
| 11       | 109.9   | 12.3 | 102.1  | -5.1 | 119.1  | 5.4  | 110.4       | 4.7  | 109.0 | 4.6  |
| 12       | 109.5   | 2.0  | 100.2  | -2.6 | 118.3  | 5.0  | 109.6       | 0.4  | 103.4 | -3.0 |
| 2022 . 1 | 108.8   | 0.8  | 102.2  | -0.2 | 119.3  | 3.9  | 109.2       | 6.6  | 102.5 | 3.1  |
| 2        | 106.5   | -4.7 | 103.2  | 0.9  | 120.0  | 2.8  | 108.5       | 13.1 | 104.3 | 1.4  |
| 3        | 106.2   | -4.1 | 104.4  | 5.4  | 120.0  | 1.6  | 110.4       | -6.4 | 99.7  | -4.9 |
| 4        | 105.5   | -2.0 | 104.9  | 3.2  | 120.3  | 2.1  | 108.3       | -5.7 | 105.0 | 1.2  |
| 5        | 105.4   | -3.3 | 105.4  | 0.3  | 120.1  | -1.2 | 109.1       | -2.2 | 105.2 | 1.3  |
| 6        | 103.1   | -5.6 | 103.4  | -0.6 | 113.4  | -4.6 | 108.7       | 0.2  | 105.1 | 0.6  |
| 7        | 103.4   | -2.7 | 102.8  | -4.5 | 113.3  | -3.3 | 108.2       | 2.8  | 104.2 | -0.8 |
| 8        | 104.8   | -2.4 | 102.9  | 0.5  | 112.7  | -4.5 | 108.6       | 1.6  | 105.0 | 0.5  |
| 9        | 105.9   | -1.3 | 104.0  | 3.0  | 112.0  | -5.2 | 108.8       | 1.9  | 105.5 | 0.5  |
| 10       | 102.4   | -5.7 | 104.1  | 3.0  | 110.9  | -6.7 | 107.9       | -2.4 | 106.1 | 1.3  |
| 11       | 103.2   | -6.1 | 103.1  | 1.0  | 111.9  | -6.0 | 108.4       | -1.8 | 108.0 | -0.9 |
| 12       | 100.0   | -8.7 | 100.4  | 0.2  | 110.6  | -6.5 | 106.4       | -2.9 | 108.3 | 4.7  |
| 2023 . 1 | 99.8    | -8.3 | ...    | ...  | 110.4  | -7.5 | 107.6       | -1.5 | 109.3 | 6.6  |
| 2        | 100.5   | -5.6 | ...    | ...  | 109.1  | -9.1 | 108.7       | 0.2  | 109.0 | 4.5  |

|          | Slovak Republic |      | Slovenia |      | Ireland |      | Estonia |      | U.K.  |      |
|----------|-----------------|------|----------|------|---------|------|---------|------|-------|------|
|          | ( )             | ( )  | ( )      | ( )  | ( )     | ( )  | ( )     | ( )  | ( )   | ( )  |
| 2017     | 108.2           | 6.0  | 115.8    | 8.5  | 111.8   | 3.8  | 105.9   | 1.7  | 106.5 | 2.0  |
| 2018     | 112.2           | 3.6  | 125.1    | 8.1  | 115.9   | 3.7  | 107.0   | 1.0  | 109.2 | 2.5  |
| 2019     | 110.7           | -1.4 | 128.2    | 2.5  | 118.4   | 2.1  | 111.7   | 4.4  | 112.3 | 2.9  |
| 2020     | 109.5           | -1.1 | 118.8    | -7.4 | 115.3   | -2.6 | 115.6   | 3.5  | 113.1 | 0.7  |
| 2021     | 110.9           | 1.3  | 132.6    | 11.6 | 126.3   | 9.6  | 129.2   | 11.8 | 118.1 | 4.4  |
| 2022     | 115.6           | 4.2  | 146.1    | 10.2 | 125.3   | -0.8 | 131.6   | 1.9  | 113.9 | -3.5 |
| 2021 . 9 | 117.7           | 3.8  | 132.4    | 8.9  | 133.5   | 0.1  | 134.7   | 14.6 | 118.4 | -2.0 |
| 10       | 117.0           | 2.3  | 136.6    | 13.5 | 130.4   | 1.7  | 132.5   | 10.8 | 119.4 | -1.8 |
| 11       | 117.3           | 3.1  | 140.8    | 22.3 | 132.0   | 17.0 | 135.4   | 13.0 | 118.7 | 0.9  |
| 12       | 116.5           | 1.1  | 140.8    | 23.5 | 123.6   | -3.3 | 132.8   | 10.0 | 118.2 | -0.8 |
| 2022 . 1 | 116.1           | 18.8 | 138.5    | 18.9 | 121.8   | 16.4 | 134.5   | 9.6  | 117.5 | 7.9  |
| 2        | 117.6           | 16.0 | 145.2    | 13.4 | 122.2   | 2.9  | 132.0   | 7.1  | 116.6 | 5.1  |
| 3        | 118.4           | 12.2 | 144.9    | 9.3  | 122.2   | 2.8  | 138.1   | 13.2 | 115.6 | 0.7  |
| 4        | 116.7           | 8.2  | 144.9    | 13.3 | 129.5   | 7.7  | 134.9   | 9.5  | 115.4 | -7.6 |
| 5        | 116.3           | 5.4  | 147.0    | 13.7 | 125.5   | -4.1 | 134.0   | 3.6  | 114.2 | -6.2 |
| 6        | 114.7           | 1.8  | 145.5    | 10.1 | 124.4   | -8.5 | 130.7   | 1.2  | 114.4 | -6.7 |
| 7        | 114.9           | 2.1  | 146.0    | 13.4 | 123.8   | -6.8 | 131.1   | 0.5  | 114.4 | -3.8 |
| 8        | 115.5           | 1.0  | 150.3    | 16.3 | 127.7   | -4.4 | 129.9   | 0.8  | 112.9 | -5.4 |
| 9        | 114.7           | -2.5 | 149.8    | 13.1 | 126.3   | -5.4 | 129.5   | -3.9 | 111.1 | -6.2 |
| 10       | 113.7           | -2.8 | 145.6    | 6.6  | 127.4   | -2.3 | 128.0   | -3.4 | 112.3 | -5.9 |
| 11       | 114.8           | -2.1 | 146.3    | 3.9  | 127.0   | -3.8 | 129.6   | -4.3 | 111.9 | -5.8 |
| 12       | 116.5           | 0.0  | 144.6    | 2.7  | 125.4   | 1.5  | 126.0   | -5.1 | 110.2 | -6.7 |
| 2023 . 1 | 114.9           | -1.0 | 150.1    | 8.4  | 125.6   | 3.1  | 124.6   | -7.4 | 111.2 | -5.4 |
| 2        | ...             | ...  | ...      | ...  | 126.5   | 3.5  | 122.7   | -7.0 | 112.8 | -3.3 |

## 4. ( ) ( ) Sales/Total Retail Trade (Volume, Seasonally Adjusted)(Cont'd)

2015=100

|         | Austria |      | Italy |      | Japan |      | Czech Republic |      | Canada |      |
|---------|---------|------|-------|------|-------|------|----------------|------|--------|------|
|         | ( )     | ( )  | ( )   | ( )  | ( )   | ( )  | ( )            | ( )  | ( )    | ( )  |
| 2017    | 102.1   | 0.7  | 99.9  | -0.3 | 100.9 | 1.4  | 110.9          | 5.9  | 109.9  | 5.8  |
| 2018    | 102.4   | 0.3  | 99.6  | -0.3 | 101.7 | 0.7  | 116.5          | 5.0  | 111.2  | 1.2  |
| 2019    | 103.7   | 1.2  | 100.3 | 0.7  | 101.3 | -0.4 | 122.1          | 4.8  | 111.4  | 0.1  |
| 2020    | 103.4   | -0.2 | 92.9  | -7.4 | 98.0  | -3.2 | 121.1          | -0.8 | 109.5  | -1.7 |
| 2021    | 106.5   | 3.0  | 100.3 | 8.0  | 100.1 | 2.1  | 126.0          | 4.1  | 118.8  | 8.5  |
| 2022    | 105.6   | -0.8 | 100.1 | -0.2 | 100.2 | 0.1  | 122.0          | -3.2 | 121.2  | 2.0  |
| 2021. 9 | 108.1   | -0.1 | 102.9 | 2.2  | 99.3  | -1.1 | 128.4          | 3.5  | 119.1  | 0.7  |
| 10      | 108.7   | -0.7 | 104.8 | 4.1  | 100.3 | 0.5  | 130.7          | 7.5  | 120.2  | 0.9  |
| 11      | 105.4   | 7.2  | 102.3 | 12.2 | 101.7 | 1.3  | 129.0          | 11.7 | 120.4  | 1.1  |
| 12      | 107.1   | -1.6 | 102.5 | 11.1 | 100.6 | 0.3  | 126.5          | 1.2  | 117.8  | 3.5  |
| 2022. 1 | 100.6   | 18.3 | 100.3 | 9.4  | 100.0 | 0.9  | 127.1          | 10.2 | 121.0  | 8.3  |
| 2       | 101.4   | -4.4 | 101.1 | 3.6  | 99.5  | -1.9 | 126.5          | 5.0  | 121.3  | 2.1  |
| 3       | 106.3   | -3.3 | 100.6 | 5.8  | 99.9  | -0.7 | 127.0          | 6.7  | 121.1  | -3.1 |
| 4       | 108.9   | 3.3  | 100.4 | 5.1  | 99.9  | 0.8  | 124.9          | 4.8  | 121.2  | 2.8  |
| 5       | 105.8   | -5.0 | 104.8 | 3.5  | 100.3 | 1.4  | 123.0          | -6.4 | 122.5  | 6.4  |
| 6       | 106.2   | -4.6 | 100.2 | -2.3 | 99.9  | -0.8 | 122.1          | -7.1 | 122.4  | 2.1  |
| 7       | 104.1   | -4.6 | 100.6 | -1.3 | 100.3 | 0.1  | 120.2          | -8.0 | 120.3  | 0.8  |
| 8       | 105.0   | -3.0 | 100.0 | -2.4 | 100.1 | 1.1  | 119.6          | -8.3 | 121.2  | 0.6  |
| 9       | 109.8   | 1.6  | 99.6  | -3.2 | 100.9 | 1.6  | 120.3          | -6.3 | 120.7  | 1.3  |
| 10      | 104.8   | -3.6 | 99.1  | -5.4 | 100.7 | 0.4  | 118.0          | -9.7 | 120.7  | 0.4  |
| 11      | 105.1   | -0.3 | 99.6  | -2.6 | 100.3 | -1.4 | 117.8          | -8.7 | 120.3  | -0.1 |
| 12      | 106.7   | -0.4 | 98.3  | -4.1 | 100.4 | -0.2 | 117.1          | -7.4 | 121.9  | 3.5  |
| 2023. 1 | 96.2    | -4.4 | 99.0  | -1.3 | 100.6 | 0.7  | 117.4          | -7.6 | ...    | ...  |
| 2       | ...     | ...  | ...   | ...  | ...   | ...  | ...            | ...  | ...    | ...  |

|         | Portugal |      | Poland |      | France |      | Finland |      | 가<br>Hungary |      |
|---------|----------|------|--------|------|--------|------|---------|------|--------------|------|
|         | ( )      | ( )  | ( )    | ( )  | ( )    | ( )  | ( )     | ( )  | ( )          | ( )  |
| 2017    | 108.1    | 5.2  | 112.0  | 5.9  | 106.8  | 3.3  | 104.6   | 2.6  | 110.7        | 5.6  |
| 2018    | 113.4    | 4.9  | 119.4  | 6.6  | 109.8  | 2.8  | 106.5   | 1.8  | 118.1        | 6.7  |
| 2019    | 116.2    | 2.4  | 124.9  | 4.6  | 112.8  | 2.7  | 109.1   | 2.4  | 125.5        | 6.3  |
| 2020    | 111.1    | -4.3 | 128.9  | 3.2  | 110.6  | -1.9 | 113.8   | 4.3  | 125.4        | -0.1 |
| 2021    | 119.2    | 7.3  | 140.6  | 9.1  | 121.6  | 9.9  | 117.6   | 3.4  | 130.0        | 3.7  |
| 2022    | 135.0    | 13.3 | 154.8  | 10.1 | 125.7  | 3.3  | 113.5   | -3.5 | 136.8        | 5.2  |
| 2021. 9 | 121.6    | 6.0  | 144.6  | 10.0 | 123.2  | 6.2  | 117.3   | 2.4  | 131.6        | 5.5  |
| 10      | 125.6    | 7.9  | 146.1  | 11.0 | 124.4  | 4.2  | 116.5   | 0.4  | 132.7        | 5.6  |
| 11      | 129.7    | 15.1 | 149.2  | 14.0 | 125.1  | 24.6 | 117.0   | 0.0  | 132.9        | 4.4  |
| 12      | 127.8    | 12.3 | 148.0  | 10.5 | 126.0  | 1.6  | 116.5   | 0.7  | 136.0        | 8.4  |
| 2022. 1 | 124.2    | 14.8 | 152.6  | 17.8 | 126.2  | 7.0  | 115.9   | 0.0  | 133.5        | 3.9  |
| 2       | 128.9    | 21.3 | 154.6  | 14.9 | 125.7  | 5.5  | 115.2   | -1.8 | 136.5        | 8.6  |
| 3       | 136.5    | 22.3 | 158.8  | 19.1 | 125.7  | 4.6  | 115.6   | -1.6 | 145.2        | 16.1 |
| 4       | 133.1    | 14.1 | 156.5  | 19.5 | 126.0  | 12.2 | 115.3   | -3.9 | 142.6        | 14.7 |
| 5       | 137.9    | 13.6 | 153.8  | 10.6 | 126.5  | 5.6  | 113.0   | -4.9 | 140.8        | 10.5 |
| 6       | 136.9    | 15.3 | 151.5  | 8.1  | 126.0  | 2.3  | 113.6   | -4.5 | 137.2        | 4.6  |
| 7       | 137.6    | 15.2 | 151.8  | 5.9  | 124.0  | 0.8  | 112.0   | -5.3 | 136.3        | 4.4  |
| 8       | 138.0    | 15.3 | 153.1  | 6.8  | 125.0  | 1.1  | 112.9   | -4.2 | 134.6        | 2.5  |
| 9       | 136.0    | 11.8 | 155.9  | 7.8  | 126.8  | 2.9  | 113.5   | -3.2 | 135.1        | 2.7  |
| 10      | 139.3    | 10.9 | 154.9  | 6.0  | 125.1  | 0.6  | 112.5   | -3.4 | 133.3        | 0.5  |
| 11      | 140.7    | 8.4  | 159.2  | 6.7  | 124.6  | -0.4 | 113.0   | -3.4 | 133.3        | 0.3  |
| 12      | 136.6    | 6.8  | 154.5  | 4.4  | 123.5  | -2.0 | 109.2   | -6.3 | 129.9        | -4.5 |
| 2023. 1 | 138.3    | 11.4 | 156.8  | 2.8  | 124.6  | -1.3 | 112.1   | -3.3 | 129.1        | -3.3 |
| 2       | ...      | ...  | 153.7  | -0.6 | 122.7  | -2.4 | 111.4   | -3.3 | ...          | ...  |

## 5. ( ) Composite Leading Indicators (Seasonally Adjusted)

|       |       | Korea, Rep. of | Greece | Netherlands | Norway | Denmark | Germany | Mexico | U.S.A. |
|-------|-------|----------------|--------|-------------|--------|---------|---------|--------|--------|
| 2021. | 2     | 117.3          | 104.8  | 112.7       | 108.1  | 111.8   | 108.3   | 105.7  | 113.0  |
|       | 3     | 117.8          | 105.2  | 113.5       | 108.5  | 114.7   | 108.8   | 106.2  | 113.5  |
|       | 4     | 118.3          | 105.6  | 114.2       | 108.9  | 115.3   | 109.4   | 106.9  | 114.0  |
|       | 5     | 118.5          | 106.0  | 114.8       | 109.2  | 115.8   | 109.8   | 107.2  | 114.3  |
|       | 6     | 118.6          | 106.3  | 115.3       | 109.6  | 116.2   | 110.2   | 107.4  | 114.5  |
|       | 7     | 118.5          | 106.5  | 115.6       | 109.9  | 116.5   | 110.4   | 107.5  | 114.6  |
|       | 8     | 118.3          | 106.6  | 115.8       | 110.2  | 116.6   | 110.4   | 107.5  | 114.7  |
|       | 9     | 118.1          | 106.6  | 115.9       | 110.5  | 116.7   | 110.4   | 107.5  | 114.9  |
|       | 10    | 117.9          | 106.5  | 116.0       | 110.8  | 116.7   | 110.3   | 107.5  | 115.0  |
|       | 11    | 117.8          | 106.1  | 115.9       | 111.2  | 116.6   | 110.1   | 107.6  | 115.1  |
|       | 12    | 117.7          | 105.7  | 115.8       | 111.4  | 116.3   | 109.9   | 107.7  | 115.2  |
|       | 2022. | 1              | 117.7  | 105.2       | 115.7  | 111.5   | 115.9   | 109.8  | 107.7  |
| 2     |       | 117.8          | 104.7  | 115.6       | 111.5  | 115.6   | 109.5   | 107.8  | 115.2  |
| 3     |       | 117.8          | 104.1  | 115.5       | 111.4  | 115.2   | 109.2   | 107.7  | 115.1  |
| 4     |       | 117.9          | 103.6  | 115.4       | 111.2  | 114.9   | 108.8   | 107.5  | 115.0  |
| 5     |       | 117.9          | 103.1  | 115.3       | 111.0  | 114.5   | 108.3   | 107.1  | 114.8  |
| 6     |       | 117.9          | ...    | 115.1       | 110.8  | 114.2   | 107.9   | 106.6  | 114.7  |
| 7     |       | 117.9          | ...    | 115.0       | 110.6  | 114.0   | 107.4   | 106.2  | 114.6  |
| 8     |       | 117.9          | ...    | 114.9       | 110.5  | 113.8   | 107.0   | 105.8  | 114.5  |
| 9     |       | 117.8          | ...    | ...         | ...    | ...     | 106.7   | 105.5  | 114.5  |
| 10    |       | 117.7          | ...    | ...         | ...    | ...     | 106.5   | 105.4  | 114.6  |
| 11    |       | 117.6          | ...    | ...         | ...    | ...     | 106.4   | 105.3  | 114.6  |
| 12    |       | ...            | ...    | ...         | ...    | ...     | ...     | ...    | ...    |
| 2023. | 1     | ...            | ...    | ...         | ...    | ...     | ...     | ...    |        |

|       |       | Belgium | Sweden | Switzerland | Spain | Slovak Republic | Slovenia | Iceland | Ireland |
|-------|-------|---------|--------|-------------|-------|-----------------|----------|---------|---------|
| 2021. | 2     | 109.0   | 112.0  | 110.6       | 109.6 | 109.2           | 119.8    | 113.0   | 146.3   |
|       | 3     | 109.3   | 112.7  | 111.1       | 111.3 | 109.4           | 120.5    | 113.4   | 148.2   |
|       | 4     | 109.5   | 113.3  | 111.6       | 111.8 | 109.8           | 121.2    | 114.0   | 150.2   |
|       | 5     | 109.8   | 113.9  | 112.0       | 112.4 | 110.2           | 121.9    | 114.9   | 152.1   |
|       | 6     | 110.0   | 114.4  | 112.4       | 112.8 | 110.7           | 122.5    | 115.7   | 154.0   |
|       | 7     | 110.1   | 114.8  | 112.7       | 113.2 | 111.2           | 123.1    | 117.0   | 155.7   |
|       | 8     | 110.1   | 115.1  | 112.9       | 113.5 | 111.6           | 123.8    | 117.6   | 157.3   |
|       | 9     | 110.1   | 115.3  | 113.0       | 113.6 | 112.1           | 124.3    | 118.1   | 158.8   |
|       | 10    | 110.0   | 115.4  | 113.0       | 113.6 | 112.4           | 124.9    | 118.6   | 160.3   |
|       | 11    | 110.0   | 115.3  | 112.8       | 113.5 | 112.5           | 125.5    | 118.8   | 161.7   |
|       | 12    | 109.9   | 115.2  | 112.5       | 113.2 | 112.7           | 126.0    | 119.0   | 163.2   |
|       | 2022. | 1       | 109.8  | 115.0       | 112.2 | 112.9           | 112.9    | 126.6   | 119.2   |
| 2     |       | 109.7   | 114.8  | 111.8       | 112.4 | 113.0           | 127.0    | 119.4   | 166.0   |
| 3     |       | 109.6   | 114.5  | 111.4       | 111.8 | 113.1           | 127.4    | 119.5   | 167.3   |
| 4     |       | 109.4   | 114.2  | 110.9       | 111.1 | 113.1           | 127.7    | 119.7   | 168.5   |
| 5     |       | 109.2   | 113.9  | 110.4       | 110.4 | 113.0           | 127.8    | 119.9   | 169.6   |
| 6     |       | 109.1   | 113.5  | 109.9       | 109.7 | 112.8           | 127.8    | 120.1   | 170.7   |
| 7     |       | 109.1   | 113.2  | 109.5       | 109.3 | 112.6           | 127.8    | 120.4   | 171.7   |
| 8     |       | 109.0   | 112.9  | 109.2       | 109.0 | 112.4           | 127.8    | 120.6   | 172.9   |
| 9     |       | ...     | ...    | ...         | 109.0 | ...             | ...      | ...     | ...     |
| 10    |       | ...     | ...    | ...         | 109.1 | ...             | ...      | ...     | ...     |
| 11    |       | ...     | ...    | ...         | 109.2 | ...             | ...      | ...     | ...     |
| 12    |       | ...     | ...    | ...         | ...   | ...             | ...      | ...     | ...     |
| 2023. | 1     | ...     | ...    | ...         | ...   | ...             | ...      | ...     |         |





## V. 물가 PRICES

|                               |    |
|-------------------------------|----|
| 1. 생산자 물가지수 .....             | 56 |
| 2. 소비자 물가지수 .....             | 59 |
| 3. 소비자 물가지수(서비스) .....        | 62 |
| 4. 소비자 물가지수(비식품 및 비에너지) ..... | 65 |
| 5. 수출물가지수 .....               | 68 |
| 6. 수입물가지수 .....               | 70 |
| 7. 수출입물량지수 .....              | 72 |
| 8. 수출입단가지수 .....              | 73 |
| 9. 비교물가수준 .....               | 74 |

### **V-1. 생산자 물가지수(Producer Price Indices)**

- 개별 국가에서 생산되어 자국 시장의 공장판매단계(1차 거래단계)에서 기업 상호 간에 거래되는 상품과 서비스 요금(부가가치세를 제외한 가격)의 평균적인 가격 변동을 종합적으로 측정하기 위하여 작성하는 지수임.  
생산자 물가지수는 가격의 변동 추이 측정이 목적이고, 가격의 절대 수준을 나타내지는 않음.

### **V-2. 소비자 물가지수(Consumer Price Indices)**

- 가구에서 일상 소비생활을 영위하기 위해 구입하는 상품과 서비스의 가격 변동을 종합적으로 측정하기 위하여 작성하는 지수임.

### **V-5. 수출물가지수(Export Prices Indices)**

### **V-6. 수입물가지수(Import Prices Indices)**

- 수출 및 수입 상품의 가격 변동을 측정하는 지표로서 대외의존도가 높은 우리나라의 경우 수출입 상품의 가격 변동이 국내물가, 생산활동 및 대외경쟁 등에 미치는 효과를 사전에 측정하기 위해 작성됨. 주로 수출입 관련 업체들의 수출채산성 변동이나 수입 원가부담 등을 파악하는 한편 수출입물가지수의 상호비교를 통하여 가격측면에서의 교역조건 등을 측정하는데 이용됨.

### **V-7. 수출입물량지수(Volume of Exports and Imports)**

- 무역지수 중 수출입 물량의 변동을 나타내 주는 것으로, 수출입금액지수를 수출입 단가지수로 나누고 100을 곱하여 산출함. 이러한 방식으로 산출되는 것은 수출입 금액이 단가요인과 물량요인의 합과 일치한다는 점에서 타당성을 지님.

### **V-8. 수출입단가지수(Unit Volume of Exports and Imports)**

- 수출입단가지수는 한 나라의 수출 및 수입 금액의 변동에서 가격요인에 의한 변동을 파악하기 위하여 작성되는 통계로, 수출 및 수입 상품의 중량 단위당 가격 변동을 지수화한 것으로 US\$ 기준으로 작성된 지수임.

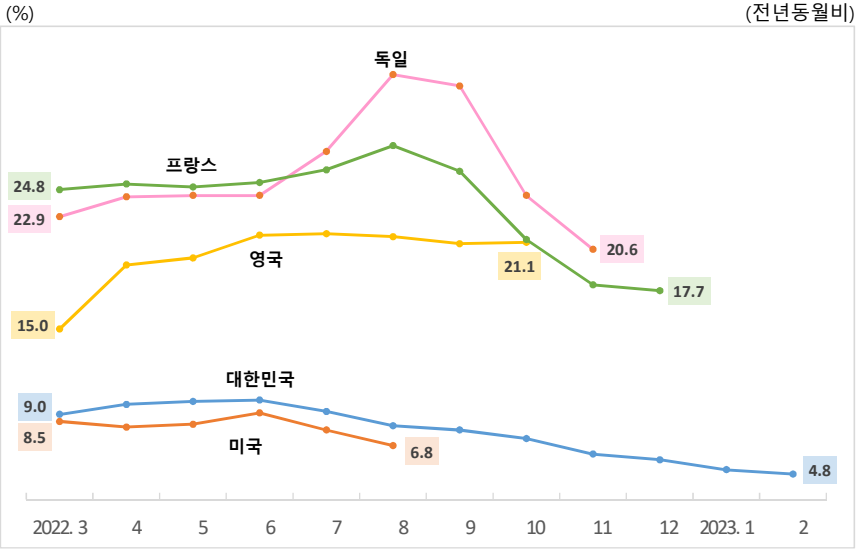
- 우리나라는 수출입 단가지수가 중단되어 수출입 금액지수를 사용함. 수출입 금액지수는 수출입 물가지수와 포괄범위를 일치시키기 위해 통관 금액 중 선박, 무기류, 항공기, 예술품 등의 수출입액을 제외하여 금액지수를 작성하기 때문에 산업통상자원부에서 공표하는 수출입동향의 금액 움직임과 다를 수 있음.

#### V-9. 비교물가수준(Comparative Price Levels)

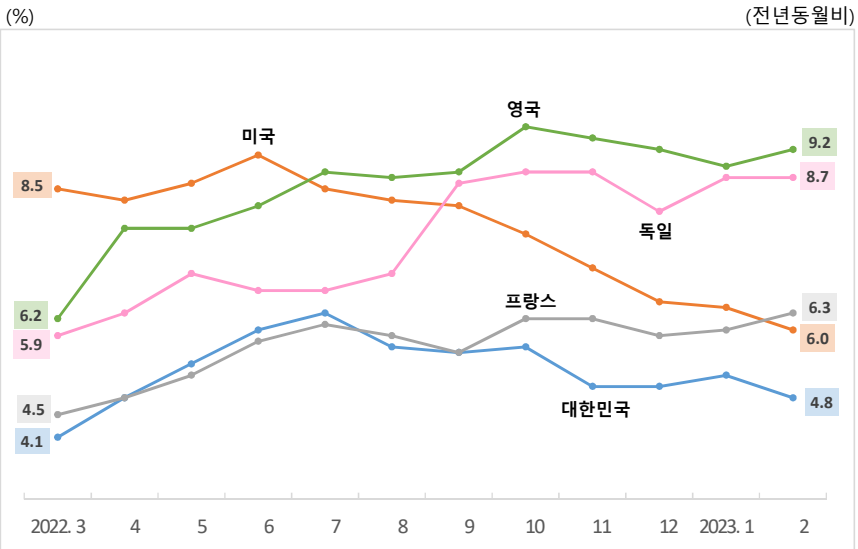
- 국가 간 물가 수준 차이를 측정하기 위해 US\$를 기준으로 정하여 “각국 환율에 대한 PPP율×100”으로 계산한 수치임. PPP율이란 미국에서 1US\$로 구입할 수 있는 상품·서비스량과 동일량을 해당국에서 구입하기 위해 소요되는 자국 화폐액을 말함. 예를들어, 지수상으로 미국을 100으로 표시할 시 일본이 128이면 일본은 미국보다 28%정도 물가가 비싼 것을 의미함.

본 통계표에 사용된 PPP는 민간 최종소비지출에 대한 2012 PPP를 기반으로 추정함(extrapolate). 이때 소비자물가지수로 측정한 국가 간의 상대적 물가상승률을 이용함. 어느 한 국가의 물가상승률이 높지 않다면, 해당 국가의 PPP는 시간이 경과함에 따라 천천히 변화하는 경향이 있음. 비교물가수준의 증감은 환율 변동의 결과일 가능성이 더 높음.

### 생산자 물가지수



### 소비자 물가지수



# 1. 가 <sup>1)</sup>

## Producer Price Indices

2010=100

|         | 2) Korea, Rep. of |      | Greece |      | Netherlands |      | Norway |       | 3) Taiwan |      | Denmark |      |
|---------|-------------------|------|--------|------|-------------|------|--------|-------|-----------|------|---------|------|
|         | ( )               | ( )  | ( )    | ( )  | ( )         | ( )  | ( )    | ( )   | ( )       | ( )  | ( )     |      |
| 2017    | 101.6             | 3.5  | 101.8  | 5.3  | 105.2       | 4.8  | 109.5  | 9.3   | 100.9     | 0.9  | 108.8   | 2.5  |
| 2018    | 103.5             | 1.9  | 106.1  | 4.3  | 108.3       | 3.0  | 125.8  | 14.8  | 104.6     | 3.6  | 113.5   | 4.3  |
| 2019    | 103.5             | 0.0  | 106.5  | 0.4  | 109.3       | 0.9  | 121.3  | -3.6  | 102.2     | -2.3 | 112.8   | -0.6 |
| 2020    | 103.0             | -0.5 | 98.7   | -7.3 | 104.8       | -4.2 | 108.9  | -10.2 | 94.3      | -7.8 | 109.7   | -2.7 |
| 2021    | 109.6             | 6.4  | 112.3  | 13.7 | 117.9       | 12.5 | 150.1  | 37.8  | 103.2     | 9.5  | 124.6   | 13.6 |
| 2022    | 118.8             | 8.4  | ...    | ...  | ...         | ...  | ...    | ...   | 116.0     | 12.4 | 160.6   | 28.9 |
| 2021. 9 | 111.3             | 7.6  | 116.7  | 20.0 | 121.1       | 17.1 | 166.1  | 57.8  | 105.2     | 12.1 | 131.6   | 19.0 |
| 10      | 112.4             | 9.1  | 120.5  | 23.5 | 124.9       | 20.4 | 176.3  | 60.8  | 107.3     | 15.2 | 133.7   | 22.4 |
| 11      | 113.2             | 9.8  | 121.8  | 24.5 | 126.0       | 20.9 | 181.6  | 58.5  | 107.5     | 14.6 | 141.9   | 29.1 |
| 12      | 113.2             | 9.0  | 128.8  | 29.3 | 126.2       | 19.8 | 196.3  | 68.7  | 106.8     | 12.6 | 147.5   | 33.0 |
| 2022. 1 | 114.4             | 8.9  | 133.9  | 31.5 | 131.5       | 21.7 | 194.0  | 58.2  | 107.8     | 11.3 | 146.1   | 30.6 |
| 2       | 115.0             | 8.5  | 140.5  | 33.6 | 134.5       | 21.9 | 198.0  | 53.2  | 110.0     | 12.1 | 148.7   | 31.0 |
| 3       | 116.7             | 9.0  | 155.3  | 46.2 | 141.9       | 26.1 | 231.4  | 79.4  | 114.5     | 14.2 | 154.3   | 35.1 |
| 4       | 118.6             | 9.7  | 159.2  | 48.7 | 147.8       | 29.1 | 214.9  | 66.4  | 117.4     | 15.6 | 158.2   | 37.4 |
| 5       | 119.4             | 9.9  | 154.6  | 43.0 | 149.3       | 29.0 | 218.5  | 64.6  | 119.4     | 16.9 | 160.5   | 37.3 |
| 6       | 120.1             | 10.0 | 153.6  | 40.0 | 152.1       | 30.5 | 234.3  | 68.8  | 119.6     | 16.3 | 163.8   | 35.2 |
| 7       | 120.4             | 9.2  | 150.5  | 35.6 | 152.4       | 28.2 | 251.9  | 73.6  | 118.1     | 13.0 | 166.1   | 35.0 |
| 8       | 120.0             | 8.2  | 154.6  | 39.5 | 150.2       | 25.2 | 272.5  | 77.3  | 116.5     | 10.9 | 172.3   | 37.6 |
| 9       | 120.1             | 7.9  | 151.0  | 29.4 | 149.1       | 23.1 | 253.0  | 52.4  | 118.1     | 12.2 | 169.0   | 28.5 |
| 10      | 120.7             | 7.3  | 163.2  | 35.5 | 151.1       | 20.9 | 211.3  | 19.8  | 119.1     | 11.0 | 163.5   | 22.3 |
| 11      | 120.3             | 6.2  | 153.8  | 26.2 | 147.7       | 17.2 | 222.2  | 22.3  | 117.3     | 9.1  | 162.0   | 14.2 |
| 12      | 119.8             | 5.8  | ...    | ...  | ...         | ...  | ...    | ...   | 114.2     | 7.0  | 163.1   | 10.6 |
| 2023. 1 | 120.3             | 5.1  | ...    | ...  | ...         | ...  | ...    | ...   | ...       | ...  | ...     | ...  |
| 2       | 120.5             | 4.8  | ...    | ...  | ...         | ...  | ...    | ...   | ...       | ...  | ...     | ...  |

|         | Germany |      | Latvia |      | Russia |      | Luxembourg |      | Lithuania |      | U.S.A. |      |
|---------|---------|------|--------|------|--------|------|------------|------|-----------|------|--------|------|
|         | ( )     | ( )  | ( )    | ( )  | ( )    | ( )  | ( )        | ( )  | ( )       | ( )  | ( )    |      |
| 2017    | 105.3   | 1.9  | 113.0  | 2.5  | 175.6  | 7.5  | 103.8      | 2.9  | 100.8     | 5.1  | 110.9  | 2.5  |
| 2018    | 107.3   | 1.9  | 118.0  | 4.4  | 197.2  | 12.3 | 108.6      | 4.6  | 106.5     | 5.6  | 113.8  | 2.7  |
| 2019    | 108.3   | 0.9  | 120.0  | 1.7  | 201.1  | 2.0  | 106.5      | -1.9 | 106.4     | -0.1 | 115.5  | 1.5  |
| 2020    | 107.5   | -0.8 | 117.7  | -1.9 | 193.6  | -3.8 | 104.5      | -1.9 | 96.9      | -8.9 | 116.3  | 0.6  |
| 2021    | 115.5   | 7.5  | 133.1  | 13.1 | 241.0  | 24.5 | 116.3      | 11.3 | 106.2     | 9.6  | 126.7  | 9.0  |
| 2022    | ...     | ...  | ...    | ...  | ...    | ...  | ...        | ...  | ...       | ...  | ...    | ...  |
| 2021. 9 | 118.3   | 10.3 | 142.3  | 21.3 | 250.7  | 27.1 | 123.1      | 21.7 | 109.9     | 15.3 | 128.0  | 10.0 |
| 10      | 121.5   | 13.4 | 144.0  | 22.5 | 251.8  | 27.2 | 124.3      | 22.7 | 111.3     | 16.4 | 129.7  | 10.1 |
| 11      | 122.5   | 13.9 | 145.7  | 23.5 | 258.6  | 29.3 | 125.8      | 25.3 | 113.2     | 17.6 | 131.2  | 10.4 |
| 12      | 126.3   | 17.1 | 148.1  | 25.2 | 260.7  | 28.5 | 127.5      | 26.3 | 113.7     | 16.3 | 133.7  | 11.5 |
| 2022. 1 | 128.7   | 18.0 | 151.1  | 26.9 | 260.8  | 24.4 | 129.6      | 25.7 | 116.6     | 16.3 | 129.7  | 7.1  |
| 2       | 130.1   | 18.8 | 150.4  | 24.9 | 271.1  | 24.9 | 133.1      | 24.4 | 118.4     | 18.1 | 131.2  | 7.2  |
| 3       | 135.7   | 22.9 | 156.1  | 27.8 | 287.2  | 27.8 | 135.6      | 24.8 | 124.9     | 23.1 | 133.9  | 8.5  |
| 4       | 138.2   | 24.3 | 160.3  | 29.1 | 304.9  | 32.0 | 143.8      | 30.3 | 130.3     | 28.1 | 134.7  | 8.1  |
| 5       | 139.7   | 24.4 | 167.7  | 32.4 | 283.9  | 20.2 | 148.8      | 32.8 | 134.6     | 31.1 | 135.9  | 8.3  |
| 6       | 141.1   | 24.4 | 172.4  | 31.1 | 272.8  | 12.2 | 149.4      | 30.1 | 140.6     | 33.8 | 137.3  | 9.1  |
| 7       | 146.9   | 27.5 | 179.6  | 32.9 | 266.8  | 6.9  | 152.7      | 29.7 | 139.4     | 29.9 | 136.9  | 7.9  |
| 8       | 154.7   | 32.9 | 191.1  | 38.3 | 264.1  | 4.3  | 152.7      | 25.9 | 139.3     | 28.8 | 136.4  | 6.8  |
| 9       | 156.3   | 32.1 | 190.0  | 33.5 | ...    | ...  | 150.7      | 22.4 | 140.5     | 27.9 | ...    | ...  |
| 10      | 151.3   | 24.4 | 189.1  | 31.3 | ...    | ...  | 152.3      | 22.5 | 142.7     | 28.2 | ...    | ...  |
| 11      | 147.7   | 20.6 | 188.9  | 29.6 | ...    | ...  | 152.5      | 21.2 | 140.4     | 24.0 | ...    | ...  |
| 12      | ...     | ...  | ...    | ...  | ...    | ...  | ...        | ...  | ...       | ...  | ...    | ...  |
| 2023. 1 | ...     | ...  | ...    | ...  | ...    | ...  | ...        | ...  | ...       | ...  | ...    | ...  |
| 2       | ...     | ...  | ...    | ...  | ...    | ...  | ...        | ...  | ...       | ...  | ...    | ...  |

: 1) 가 : 2) 가 , 2015=100 3) 2016=100 , IMF <sup>International Financial Statistics</sup> , (<https://eng.stat.gov.tw>)







## 2. 가 Consumer Price Indices

2015=100

|         | 1)<br>Korea, Rep. of |     | Greece |      | Netherlands |      | Norway |     | 2)<br>Taiwan |      | Denmark |      |
|---------|----------------------|-----|--------|------|-------------|------|--------|-----|--------------|------|---------|------|
|         | ( )                  | ( ) | ( )    | ( )  | ( )         | ( )  | ( )    | ( ) | ( )          | ( )  | ( )     |      |
| 2017    | 97.6                 | 1.9 | 100.3  | 1.1  | 101.7       | 1.4  | 105.5  | 1.9 | 96.5         | 0.6  | 101.4   | 1.1  |
| 2018    | 99.1                 | 1.5 | 100.9  | 0.6  | 103.4       | 1.7  | 108.4  | 2.8 | 97.8         | 1.4  | 102.2   | 0.8  |
| 2019    | 99.5                 | 0.4 | 101.2  | 0.3  | 106.2       | 2.6  | 110.8  | 2.2 | 98.3         | 0.6  | 103.0   | 0.8  |
| 2020    | 100.0                | 0.5 | 99.9   | -1.2 | 107.5       | 1.3  | 112.2  | 1.3 | 98.1         | -0.2 | 103.4   | 0.4  |
| 2021    | 102.5                | 2.5 | 101.1  | 1.2  | 110.4       | 2.7  | 116.1  | 3.5 | 100.0        | 2.0  | 105.4   | 1.9  |
| 2022    | 107.7                | 5.1 | 110.9  | 9.6  | 121.4       | 10.0 | 122.8  | 5.8 | 103.0        | 3.0  | 113.5   | 7.7  |
| 2021. 9 | 103.2                | 2.4 | 102.1  | 2.2  | 110.8       | 2.7  | 117.5  | 4.1 | 100.7        | 2.6  | 105.8   | 2.2  |
| 10      | 103.4                | 3.2 | 103.7  | 3.4  | 112.2       | 3.4  | 117.2  | 3.5 | 101.0        | 2.5  | 106.8   | 3.0  |
| 11      | 103.9                | 3.8 | 104.1  | 4.8  | 113.2       | 5.2  | 118.1  | 5.1 | 101.2        | 2.8  | 107.1   | 3.4  |
| 12      | 104.0                | 3.7 | 104.9  | 5.1  | 114.0       | 5.7  | 118.9  | 5.3 | 101.0        | 2.6  | 106.6   | 3.1  |
| 2022. 1 | 104.7                | 3.6 | 104.6  | 6.2  | 114.5       | 6.4  | 117.8  | 3.2 | 101.6        | 2.8  | 108.1   | 4.3  |
| 2       | 105.3                | 3.7 | 105.7  | 7.2  | 115.3       | 6.2  | 119.1  | 3.7 | 101.6        | 2.3  | 109.2   | 4.8  |
| 3       | 106.1                | 4.1 | 108.7  | 8.9  | 119.5       | 9.7  | 119.8  | 4.5 | 101.9        | 3.3  | 109.9   | 5.4  |
| 4       | 106.9                | 4.8 | 111.0  | 10.2 | 119.8       | 9.6  | 121.2  | 5.4 | 102.7        | 3.4  | 111.7   | 6.7  |
| 5       | 107.6                | 5.4 | 111.7  | 11.3 | 119.1       | 8.8  | 121.5  | 5.7 | 103.0        | 3.4  | 112.7   | 7.4  |
| 6       | 108.2                | 6.0 | 113.5  | 12.1 | 119.1       | 8.6  | 122.6  | 6.3 | 103.4        | 3.6  | 113.6   | 8.2  |
| 7       | 108.7                | 6.3 | 111.4  | 11.6 | 121.6       | 10.3 | 124.2  | 6.8 | 103.3        | 3.4  | 114.9   | 8.7  |
| 8       | 108.6                | 5.7 | 111.1  | 11.4 | 124.0       | 12.0 | 123.9  | 6.5 | 103.2        | 2.7  | 114.9   | 8.9  |
| 9       | 108.9                | 5.6 | 114.4  | 12.0 | 126.9       | 14.5 | 125.6  | 6.9 | 103.5        | 2.8  | 116.4   | 10.0 |
| 10      | 109.2                | 5.7 | 113.1  | 9.1  | 128.3       | 14.3 | 126.0  | 7.5 | 103.8        | 2.7  | 117.6   | 10.1 |
| 11      | 109.1                | 5.0 | 113.0  | 8.5  | 124.4       | 9.9  | 125.8  | 6.5 | 103.6        | 2.4  | 116.6   | 8.9  |
| 12      | 109.3                | 5.0 | 112.4  | 7.2  | 124.9       | 9.6  | 125.9  | 5.9 | 103.8        | 2.7  | 115.9   | 8.7  |
| 2023. 1 | 110.1                | 5.2 | 111.9  | 7.0  | 123.2       | 7.6  | 126.1  | 7.0 | 104.7        | 3.1  | 116.4   | 7.7  |
| 2       | 110.4                | 4.8 | 112.2  | 6.1  | 124.5       | 8.0  | 126.6  | 6.3 | 104.1        | 2.4  | 117.5   | 7.6  |

|         | Germany |     | Latvia |      | Luxembourg |     | Lithuania |      | Mexico |     | U.S.A. |     |
|---------|---------|-----|--------|------|------------|-----|-----------|------|--------|-----|--------|-----|
|         | ( )     | ( ) | ( )    | ( )  | ( )        | ( ) | ( )       | ( )  | ( )    | ( ) | ( )    |     |
| 2017    | 102.0   | 1.5 | 103.1  | 2.9  | 102.0      | 1.7 | 104.7     | 3.7  | 109.0  | 6.0 | 103.4  | 2.1 |
| 2018    | 103.8   | 1.7 | 105.7  | 2.5  | 103.6      | 1.5 | 107.5     | 2.7  | 114.4  | 4.9 | 105.9  | 2.4 |
| 2019    | 105.3   | 1.4 | 108.7  | 2.8  | 105.4      | 1.7 | 110.0     | 2.3  | 118.5  | 3.6 | 107.9  | 1.8 |
| 2020    | 105.4   | 0.1 | 108.9  | 0.2  | 106.3      | 0.8 | 111.3     | 1.2  | 122.6  | 3.4 | 109.2  | 1.2 |
| 2021    | 108.7   | 3.1 | 112.5  | 3.3  | 108.9      | 2.5 | 116.5     | 4.7  | 129.5  | 5.7 | 114.3  | 4.7 |
| 2022    | 116.1   | 6.9 | 131.9  | 17.3 | 115.8      | 6.3 | 139.5     | 19.7 | 139.8  | 7.9 | 123.5  | 8.0 |
| 2021. 9 | 109.4   | 4.1 | 113.9  | 4.8  | 109.5      | 2.7 | 118.5     | 6.3  | 130.7  | 6.0 | 115.7  | 5.4 |
| 10      | 110.0   | 4.4 | 115.2  | 6.0  | 110.5      | 3.6 | 120.4     | 8.0  | 131.8  | 6.2 | 116.7  | 6.2 |
| 11      | 110.2   | 4.8 | 116.4  | 7.5  | 111.2      | 4.5 | 121.6     | 9.2  | 133.3  | 7.4 | 117.3  | 6.8 |
| 12      | 110.4   | 4.9 | 116.8  | 7.9  | 111.1      | 4.1 | 123.0     | 10.6 | 133.8  | 7.4 | 117.6  | 7.0 |
| 2022. 1 | 110.9   | 4.2 | 116.8  | 7.4  | 111.2      | 3.6 | 125.7     | 12.4 | 134.6  | 7.1 | 118.6  | 7.5 |
| 2       | 111.8   | 4.3 | 118.7  | 8.7  | 113.6      | 6.6 | 128.0     | 14.2 | 135.7  | 7.3 | 119.7  | 7.9 |
| 3       | 114.0   | 5.9 | 122.7  | 11.5 | 114.8      | 6.1 | 131.0     | 15.7 | 137.1  | 7.5 | 121.3  | 8.5 |
| 4       | 114.7   | 6.3 | 125.4  | 13.0 | 115.7      | 7.0 | 133.5     | 16.8 | 137.8  | 7.7 | 122.0  | 8.3 |
| 5       | 115.8   | 7.0 | 130.3  | 16.9 | 115.9      | 6.8 | 136.6     | 18.9 | 138.1  | 7.7 | 123.3  | 8.6 |
| 6       | 115.8   | 6.7 | 133.5  | 19.3 | 116.8      | 7.4 | 139.8     | 21.0 | 139.2  | 8.0 | 125.0  | 9.1 |
| 7       | 116.3   | 6.7 | 136.4  | 21.5 | 115.6      | 6.8 | 141.5     | 21.6 | 140.3  | 8.2 | 125.0  | 8.5 |
| 8       | 116.7   | 7.0 | 137.0  | 21.5 | 116.7      | 6.8 | 142.9     | 22.4 | 141.2  | 8.7 | 125.0  | 8.3 |
| 9       | 118.8   | 8.6 | 139.1  | 22.2 | 117.0      | 6.9 | 147.0     | 24.1 | 142.1  | 8.7 | 125.2  | 8.2 |
| 10      | 119.7   | 8.8 | 140.2  | 21.8 | 118.0      | 6.9 | 148.8     | 23.6 | 142.9  | 8.4 | 125.7  | 7.7 |
| 11      | 119.9   | 8.8 | 141.8  | 21.8 | 117.8      | 5.9 | 149.4     | 22.9 | 143.7  | 7.8 | 125.6  | 7.1 |
| 12      | 119.3   | 8.1 | 141.2  | 20.8 | 117.1      | 5.4 | 149.8     | 21.7 | 144.3  | 7.8 | 125.2  | 6.5 |
| 2023. 1 | 120.5   | 8.7 | 141.9  | 21.5 | 116.6      | 4.8 | 150.9     | 20.0 | 145.3  | 7.9 | 126.2  | 6.4 |
| 2       | 121.5   | 8.7 | 142.8  | 20.3 | 118.5      | 4.3 | 152.0     | 18.7 | 146.1  | 7.6 | 126.9  | 6.0 |

: 1) 2020=100 2) 2021=100 3) 2010=100, IMF , 가 OECD  
: ㅍ 가 , OECD ㅍ Main Economic Indicators , IMF ㅍ International Financial Statistics  
(<https://eng.stat.gov.tw>)

## 2. 가 ( ) Consumer Price Indices (Cont'd)

2015=100

|         | Belgium |      | Sweden |      | Switzerland |      | Spain |      | Slovak Republic |      | Slovenia |      |
|---------|---------|------|--------|------|-------------|------|-------|------|-----------------|------|----------|------|
|         | ( )     | ( )  | ( )    | ( )  | ( )         | ( )  | ( )   | ( )  | ( )             | ( )  | ( )      |      |
| 2017    | 104.1   | 2.1  | 102.8  | 1.8  | 100.1       | 0.5  | 101.7 | 2.0  | 100.8           | 1.3  | 101.4    | 1.4  |
| 2018    | 106.3   | 2.1  | 104.8  | 2.0  | 101.0       | 0.9  | 103.5 | 1.7  | 103.3           | 2.5  | 103.1    | 1.7  |
| 2019    | 107.8   | 1.4  | 106.7  | 1.8  | 101.4       | 0.4  | 104.2 | 0.7  | 106.1           | 2.7  | 104.8    | 1.6  |
| 2020    | 108.6   | 0.7  | 107.2  | 0.5  | 100.7       | -0.7 | 103.8 | -0.3 | 108.1           | 1.9  | 104.8    | -0.1 |
| 2021    | 111.3   | 2.4  | 109.5  | 2.2  | 101.3       | 0.6  | 107.1 | 3.1  | 111.5           | 3.1  | 106.8    | 1.9  |
| 2022    | 121.9   | 9.6  | 118.7  | 8.4  | 104.1       | 2.8  | 116.0 | 8.4  | 125.8           | 12.8 | 116.2    | 8.8  |
| 2021. 9 | 111.5   | 2.9  | 110.3  | 2.5  | 101.5       | 0.9  | 107.7 | 4.0  | 113.1           | 4.6  | 107.6    | 2.4  |
| 10      | 113.2   | 4.2  | 110.6  | 2.8  | 101.8       | 1.2  | 109.6 | 5.4  | 113.8           | 5.1  | 108.6    | 3.0  |
| 11      | 114.6   | 5.6  | 111.1  | 3.3  | 101.9       | 1.5  | 110.0 | 5.5  | 114.4           | 5.6  | 109.3    | 4.6  |
| 12      | 114.7   | 5.7  | 112.5  | 3.9  | 101.8       | 1.5  | 111.3 | 6.5  | 114.6           | 5.8  | 109.3    | 4.9  |
| 2022. 1 | 117.3   | 7.6  | 111.9  | 3.7  | 101.9       | 1.6  | 110.9 | 6.1  | 117.7           | 8.4  | 109.7    | 5.8  |
| 2       | 118.0   | 8.0  | 112.8  | 4.3  | 102.6       | 2.2  | 111.8 | 7.6  | 118.7           | 9.0  | 111.2    | 6.9  |
| 3       | 118.6   | 8.3  | 114.8  | 6.0  | 103.2       | 2.4  | 115.2 | 9.8  | 120.8           | 10.4 | 110.0    | 5.4  |
| 4       | 119.0   | 8.3  | 115.5  | 6.4  | 103.6       | 2.5  | 114.9 | 8.3  | 122.5           | 11.7 | 112.8    | 6.9  |
| 5       | 119.9   | 9.0  | 116.7  | 7.3  | 104.3       | 2.9  | 115.9 | 8.7  | 124.5           | 12.6 | 115.1    | 8.1  |
| 6       | 120.9   | 9.6  | 118.4  | 8.7  | 104.8       | 3.4  | 118.0 | 10.2 | 126.0           | 13.3 | 118.3    | 10.4 |
| 7       | 121.9   | 9.6  | 118.5  | 8.5  | 104.7       | 3.4  | 117.7 | 10.8 | 127.0           | 13.6 | 119.4    | 11.0 |
| 8       | 122.9   | 9.9  | 120.6  | 9.8  | 105.0       | 3.5  | 118.0 | 10.5 | 128.0           | 14.1 | 119.4    | 11.0 |
| 9       | 124.1   | 11.3 | 122.3  | 10.8 | 104.8       | 3.3  | 117.2 | 8.9  | 129.1           | 14.2 | 118.3    | 10.0 |
| 10      | 127.1   | 12.3 | 122.6  | 10.9 | 104.9       | 3.0  | 117.6 | 7.3  | 130.7           | 14.9 | 119.2    | 9.8  |
| 11      | 126.8   | 10.6 | 123.8  | 11.5 | 104.9       | 3.0  | 117.5 | 6.8  | 132.0           | 15.3 | 120.3    | 10.0 |
| 12      | 126.6   | 10.4 | 126.4  | 12.3 | 104.7       | 2.8  | 117.7 | 5.7  | 132.2           | 15.4 | 120.5    | 10.3 |
| 2023. 1 | 126.7   | 8.0  | 124.9  | 11.7 | 105.3       | 3.3  | 117.4 | 5.9  | 135.6           | 15.2 | 120.7    | 10.0 |
| 2       | 125.8   | 6.6  | 126.3  | 12.0 | 106.1       | 3.4  | 118.5 | 6.0  | 137.0           | 15.4 | 121.6    | 9.3  |

|         | 가 <sup>3)</sup><br>Singapore |      | Estonia |      | U.K.  |     | Austria |      | Israel |      | Italy |      |
|---------|------------------------------|------|---------|------|-------|-----|---------|------|--------|------|-------|------|
|         | ( )                          | ( )  | ( )     | ( )  | ( )   | ( ) | ( )     | ( )  | ( )    | ( )  | ( )   |      |
| 2017    | 113.3                        | 0.6  | 103.6   | 3.4  | 103.6 | 2.6 | 103.0   | 2.1  | 99.7   | 0.2  | 101.1 | 1.2  |
| 2018    | 113.8                        | 0.4  | 107.1   | 3.4  | 106.0 | 2.3 | 105.0   | 2.0  | 100.5  | 0.8  | 102.3 | 1.1  |
| 2019    | 114.4                        | 0.6  | 109.6   | 2.3  | 107.8 | 1.7 | 106.7   | 1.5  | 101.4  | 0.8  | 102.9 | 0.6  |
| 2020    | 114.2                        | -0.2 | 109.1   | -0.4 | 108.9 | 1.0 | 108.1   | 1.4  | 100.8  | -0.6 | 102.7 | -0.1 |
| 2021    | 116.8                        | 2.3  | 114.2   | 4.7  | 111.6 | 2.5 | 111.1   | 2.8  | 102.3  | 1.5  | 104.7 | 1.9  |
| 2022    | 124.0                        | 6.1  | 136.3   | 19.4 | 120.5 | 8.0 | 120.6   | 8.5  | 106.8  | 4.4  | 113.2 | 8.2  |
| 2021. 9 | 117.4                        | 2.5  | 116.6   | 6.7  | 112.4 | 2.9 | 111.9   | 3.3  | 103.1  | 2.5  | 104.9 | 2.5  |
| 10      | 117.8                        | 3.2  | 116.4   | 7.0  | 113.4 | 3.8 | 112.6   | 3.7  | 103.2  | 2.3  | 105.6 | 3.0  |
| 11      | 118.9                        | 3.8  | 118.6   | 8.8  | 114.1 | 4.6 | 113.3   | 4.3  | 103.1  | 2.4  | 106.2 | 3.7  |
| 12      | 119.5                        | 4.0  | 122.2   | 12.1 | 114.7 | 4.8 | 114.0   | 4.3  | 103.4  | 2.8  | 106.6 | 3.9  |
| 2022. 1 | 119.5                        | 4.0  | 122.1   | 11.3 | 114.6 | 4.8 | 113.9   | 5.0  | 103.6  | 3.1  | 108.3 | 4.8  |
| 2       | 120.6                        | 4.3  | 123.9   | 12.0 | 115.4 | 5.5 | 115.3   | 5.8  | 104.3  | 3.5  | 109.3 | 5.7  |
| 3       | 122.1                        | 5.4  | 127.2   | 15.2 | 116.5 | 6.2 | 117.6   | 6.8  | 104.9  | 3.5  | 110.4 | 6.5  |
| 4       | 121.9                        | 5.4  | 131.7   | 18.9 | 119.0 | 7.8 | 118.0   | 7.2  | 105.7  | 4.0  | 110.3 | 6.0  |
| 5       | 123.1                        | 5.6  | 134.2   | 20.0 | 119.7 | 7.8 | 118.9   | 7.7  | 106.4  | 4.1  | 111.2 | 6.8  |
| 6       | 124.3                        | 6.7  | 137.9   | 21.8 | 120.5 | 8.2 | 120.6   | 8.7  | 106.8  | 4.4  | 112.5 | 8.0  |
| 7       | 124.5                        | 7.0  | 140.5   | 22.9 | 121.2 | 8.8 | 121.8   | 9.4  | 108.0  | 5.2  | 113.0 | 7.9  |
| 8       | 125.7                        | 7.5  | 143.8   | 24.8 | 121.8 | 8.7 | 121.8   | 9.3  | 107.7  | 4.6  | 113.9 | 8.4  |
| 9       | 126.2                        | 7.5  | 144.2   | 23.6 | 122.3 | 8.8 | 123.8   | 10.6 | 107.9  | 4.6  | 114.2 | 8.9  |
| 10      | 125.7                        | 6.7  | 142.6   | 22.5 | 124.3 | 9.6 | 125.0   | 11.0 | 108.5  | 5.1  | 118.1 | 11.8 |
| 11      | 126.9                        | 6.7  | 143.9   | 21.3 | 124.8 | 9.4 | 125.3   | 10.6 | 108.6  | 5.3  | 118.7 | 11.8 |
| 12      | 127.2                        | 6.5  | 143.7   | 17.6 | 125.3 | 9.2 | 125.5   | 10.2 | 108.9  | 5.3  | 119.0 | 11.6 |
| 2023. 1 | 127.4                        | 6.6  | 144.8   | 18.6 | 124.8 | 8.9 | 126.6   | 11.2 | ...    | ...  | 119.1 | 10.0 |
| 2       | 128.2                        | 6.3  | 145.6   | 17.5 | 126.0 | 9.2 | 127.8   | 10.9 | ...    | ...  | 119.3 | 9.1  |

## 2. 가 ( ) Consumer Price Indices (Cont'd)

2015=100

|         | Japan |      | Czech Republic |      | Chile |      | Canada |     | Turkiye |      | 3)<br>Peru |     |
|---------|-------|------|----------------|------|-------|------|--------|-----|---------|------|------------|-----|
|         | ( )   | ( )  | ( )            | ( )  | ( )   | ( )  | ( )    | ( ) | ( )     | ( )  | ( )        |     |
| 2017    | 100.4 | 0.5  | 103.1          | 2.5  | 106.1 | 2.2  | 103.0  | 1.6 | 119.8   | 11.1 | 125.5      | 3.0 |
| 2018    | 101.3 | 1.0  | 105.3          | 2.1  | 108.6 | 2.4  | 105.4  | 2.3 | 139.3   | 16.3 | 127.4      | 1.5 |
| 2019    | 101.8 | 0.5  | 108.3          | 2.8  | 111.4 | 2.6  | 107.4  | 1.9 | 160.5   | 15.2 | 130.3      | 2.3 |
| 2020    | 101.8 | -0.0 | 111.8          | 3.2  | 114.8 | 3.0  | 108.2  | 0.7 | 180.2   | 12.3 | 132.9      | 2.0 |
| 2021    | ...   | ...  | 116.1          | 3.8  | 120.0 | 4.5  | 111.9  | 3.4 | 215.5   | 19.6 | 138.6      | 4.3 |
| 2022    | ...   | ...  | 133.6          | 15.1 | 134.0 | 11.6 | 119.5  | 6.8 | 371.4   | 72.3 | 150.1      | 8.3 |
| 2021. 9 | ...   | ...  | 117.4          | 4.9  | 121.4 | 5.3  | 112.9  | 4.4 | 219.0   | 19.6 | 140.9      | 5.4 |
| 10      | ...   | ...  | 118.6          | 5.8  | 123.1 | 6.0  | 113.7  | 4.7 | 224.2   | 19.9 | 141.7      | 6.1 |
| 11      | ...   | ...  | 118.8          | 6.0  | 123.7 | 6.7  | 113.9  | 4.7 | 232.1   | 21.3 | 142.3      | 6.2 |
| 12      | ...   | ...  | 119.3          | 6.6  | 124.6 | 7.2  | 113.8  | 4.8 | 263.6   | 36.1 | 143.4      | 7.0 |
| 2022. 1 | ...   | ...  | 124.6          | 9.9  | 126.1 | 7.7  | 114.8  | 5.1 | 292.9   | 48.7 | 143.6      | 6.3 |
| 2       | ...   | ...  | 126.2          | 11.1 | 126.5 | 7.8  | 116.0  | 5.7 | 307.0   | 54.4 | 144.1      | 6.7 |
| 3       | ...   | ...  | 128.3          | 12.7 | 128.9 | 9.4  | 117.6  | 6.7 | 323.7   | 61.1 | 146.2      | 7.5 |
| 4       | ...   | ...  | 130.6          | 14.2 | 130.6 | 10.5 | 118.4  | 6.8 | 347.2   | 70.0 | 147.9      | 8.6 |
| 5       | ...   | ...  | 132.9          | 16.0 | 132.2 | 11.5 | 120.0  | 7.7 | 357.6   | 73.5 | 148.4      | 8.8 |
| 6       | ...   | ...  | 135.0          | 17.2 | 133.4 | 12.5 | 120.8  | 8.1 | 375.3   | 78.6 | 150.0      | 9.3 |
| 7       | ...   | ...  | 136.8          | 17.5 | 135.3 | 13.1 | 121.0  | 7.6 | 384.1   | 79.6 | 151.5      | 9.3 |
| 8       | ...   | ...  | 137.4          | 17.2 | 136.9 | 14.1 | 120.6  | 7.0 | 389.8   | 80.2 | 152.4      | 8.8 |
| 9       | ...   | ...  | 138.5          | 18.0 | 138.1 | 13.7 | 120.6  | 6.9 | 401.7   | 83.5 | 153.2      | 8.8 |
| 10      | ...   | ...  | 136.5          | 15.1 | 138.8 | 12.8 | 121.5  | 6.9 | 416.0   | 85.5 | 153.9      | 8.6 |
| 11      | ...   | ...  | 138.1          | 16.2 | 140.2 | 13.3 | 121.7  | 6.8 | 428.0   | 84.4 | 154.6      | 8.6 |
| 12      | ...   | ...  | 138.1          | 15.8 | 140.6 | 12.8 | 121.0  | 6.3 | 433.0   | 64.3 | 155.6      | 8.6 |
| 2023. 1 | ...   | ...  | 146.4          | 17.5 | 141.7 | 12.3 | 121.6  | 5.9 | 461.8   | 57.7 | 156.4      | 8.9 |
| 2       | ...   | ...  | 147.3          | 16.7 | 141.6 | 11.9 | 122.1  | 5.2 | 476.4   | 55.2 | ...        | ... |

|         | Portugal |      | Poland |      | France |     | Finland |     | 가<br>Hungary |      | 3)<br>Hong Kong |     |
|---------|----------|------|--------|------|--------|-----|---------|-----|--------------|------|-----------------|-----|
|         | ( )      | ( )  | ( )    | ( )  | ( )    | ( ) | ( )     | ( ) | ( )          | ( )  | ( )             |     |
| 2017    | 102.0    | 1.4  | 101.4  | 2.1  | 101.2  | 1.0 | 101.1   | 0.8 | 102.8        | 2.3  | 127.8           | 1.5 |
| 2018    | 103.0    | 1.0  | 103.2  | 1.8  | 103.1  | 1.9 | 102.2   | 1.1 | 105.7        | 2.9  | 130.9           | 2.4 |
| 2019    | 103.3    | 0.3  | 105.5  | 2.2  | 104.2  | 1.1 | 103.3   | 1.0 | 109.2        | 3.3  | 134.6           | 2.9 |
| 2020    | 103.3    | -0.0 | 109.1  | 3.4  | 104.7  | 0.5 | 103.6   | 0.3 | 112.8        | 3.3  | 135.0           | 0.3 |
| 2021    | 104.6    | 1.3  | 114.6  | 5.1  | 106.4  | 1.6 | 105.8   | 2.2 | 118.6        | 5.1  | 137.1           | 1.6 |
| 2022    | 112.8    | 7.8  | 131.1  | 14.4 | 112.0  | 5.2 | 113.4   | 7.1 | 135.9        | 14.6 | 139.7           | 1.9 |
| 2021. 9 | 105.2    | 1.5  | 115.6  | 5.7  | 106.8  | 2.2 | 106.3   | 2.5 | 119.5        | 5.4  | 134.1           | 1.4 |
| 10      | 105.7    | 1.8  | 116.9  | 6.8  | 107.3  | 2.6 | 107.1   | 3.2 | 120.9        | 6.4  | 137.9           | 1.8 |
| 11      | 106.2    | 2.6  | 118.0  | 7.8  | 107.6  | 2.8 | 107.6   | 3.7 | 121.8        | 7.4  | 138.1           | 1.9 |
| 12      | 106.2    | 2.7  | 119.1  | 8.7  | 107.9  | 2.8 | 107.5   | 3.5 | 122.1        | 7.4  | 138.1           | 2.4 |
| 2022. 1 | 106.5    | 3.3  | 121.4  | 9.4  | 108.1  | 2.9 | 108.8   | 4.4 | 123.8        | 7.9  | 138.3           | 1.2 |
| 2       | 106.9    | 4.2  | 121.0  | 8.5  | 108.9  | 3.6 | 109.4   | 4.5 | 125.1        | 8.3  | 139.4           | 1.7 |
| 3       | 109.6    | 5.3  | 125.0  | 11.0 | 110.5  | 4.5 | 111.0   | 5.8 | 126.4        | 8.6  | 139.6           | 1.8 |
| 4       | 112.0    | 7.2  | 127.6  | 12.3 | 111.0  | 4.8 | 111.3   | 5.7 | 128.3        | 9.4  | 139.4           | 1.3 |
| 5       | 113.1    | 8.0  | 129.8  | 13.9 | 111.7  | 5.2 | 112.8   | 7.0 | 130.5        | 10.7 | 139.1           | 1.3 |
| 6       | 114.0    | 8.7  | 131.7  | 15.6 | 112.6  | 5.8 | 113.6   | 7.8 | 132.4        | 11.7 | 139.5           | 1.9 |
| 7       | 114.0    | 9.1  | 132.4  | 15.6 | 112.9  | 6.1 | 113.9   | 7.8 | 135.5        | 13.7 | 139.6           | 1.9 |
| 8       | 113.6    | 8.9  | 133.4  | 16.2 | 113.4  | 5.9 | 114.0   | 7.6 | 138.0        | 15.6 | 139.8           | 1.9 |
| 9       | 115.0    | 9.3  | 135.5  | 17.3 | 112.7  | 5.6 | 114.9   | 8.1 | 143.6        | 20.1 | 139.9           | 4.3 |
| 10      | 116.4    | 10.1 | 138.0  | 18.0 | 113.9  | 6.2 | 116.0   | 8.3 | 146.5        | 21.1 | 140.3           | 1.8 |
| 11      | 116.7    | 9.9  | 138.9  | 17.7 | 114.3  | 6.2 | 117.4   | 9.1 | 149.1        | 22.5 | 140.6           | 1.8 |
| 12      | 116.4    | 9.6  | 139.1  | 16.8 | 114.2  | 5.9 | 117.3   | 9.1 | 152.0        | 24.6 | 140.8           | 2.0 |
| 2023. 1 | 115.4    | 8.4  | 142.6  | 17.5 | 114.6  | 6.0 | 118.0   | 8.4 | 155.6        | 25.7 | 141.7           | 2.4 |
| 2       | 115.7    | 8.2  | 144.3  | 19.2 | 115.8  | 6.3 | 119.0   | 8.8 | 156.8        | 25.4 | ...             | ... |

### 3. 가 ( ) Consumer Price Indices (Services)

2015=100

|         | 1)<br>Korea, Rep. of |     | Greece |      | Netherlands |     | Denmark |     | Latvia |      |
|---------|----------------------|-----|--------|------|-------------|-----|---------|-----|--------|------|
|         | ( )                  |     | ( )    |      | ( )         |     | ( )     |     | ( )    |      |
|         |                      |     |        |      |             |     |         |     |        |      |
| 2017    | 97.3                 | 2.0 | 101.4  | 1.1  | 102.2       | 1.3 | 103.6   | 2.0 | 105.4  | 3.2  |
| 2018    | 98.8                 | 1.6 | 101.7  | 0.3  | 103.8       | 1.6 | 105.3   | 1.6 | 108.8  | 3.2  |
| 2019    | 99.7                 | 0.9 | 102.6  | 0.9  | 106.5       | 2.6 | 106.6   | 1.3 | 112.0  | 3.0  |
| 2020    | 100.0                | 0.3 | 102.0  | -0.6 | 109.2       | 2.5 | 107.8   | 1.1 | 114.2  | 1.9  |
| 2021    | 102.0                | 2.0 | 102.3  | 0.3  | 111.1       | 1.7 | 109.1   | 1.3 | 116.5  | 2.1  |
| 2022    | 105.7                | 3.7 | 109.1  | 6.6  | 114.5       | 3.0 | 112.8   | 3.4 | 126.0  | 8.1  |
| 2021. 9 | 102.3                | 2.0 | 101.6  | 0.4  | 111.1       | 1.4 | 109.5   | 1.6 | 117.6  | 2.2  |
| 10      | 102.5                | 3.3 | 103.7  | 2.1  | 111.4       | 1.2 | 109.8   | 1.7 | 117.9  | 3.0  |
| 11      | 102.6                | 2.4 | 105.4  | 3.7  | 110.9       | 1.8 | 109.8   | 2.1 | 118.2  | 3.8  |
| 12      | 103.0                | 2.6 | 105.9  | 4.8  | 111.1       | 1.3 | 109.5   | 2.1 | 118.8  | 3.8  |
| 2022. 1 | 103.8                | 2.9 | 107.1  | 5.9  | 111.5       | 1.3 | 110.0   | 2.1 | 119.4  | 4.0  |
| 2       | 104.3                | 3.1 | 108.7  | 7.4  | 111.8       | 1.2 | 111.1   | 2.4 | 120.1  | 4.7  |
| 3       | 104.5                | 3.1 | 110.1  | 8.5  | 111.8       | 1.4 | 111.3   | 2.6 | 121.4  | 5.5  |
| 4       | 104.8                | 3.2 | 111.2  | 9.7  | 113.3       | 2.1 | 112.0   | 2.9 | 122.9  | 6.5  |
| 5       | 105.3                | 3.5 | 111.0  | 9.3  | 113.3       | 2.1 | 112.5   | 3.2 | 123.8  | 7.2  |
| 6       | 105.8                | 3.9 | 111.1  | 9.3  | 113.4       | 2.1 | 112.9   | 3.4 | 125.6  | 8.1  |
| 7       | 106.2                | 4.0 | 109.7  | 8.1  | 116.6       | 3.9 | 114.1   | 3.8 | 127.3  | 9.0  |
| 8       | 106.6                | 4.1 | 108.1  | 6.7  | 117.1       | 4.0 | 114.0   | 4.1 | 128.1  | 9.1  |
| 9       | 106.5                | 4.2 | 108.1  | 6.5  | 116.2       | 4.6 | 113.5   | 3.7 | 129.1  | 9.7  |
| 10      | 106.8                | 4.2 | 108.0  | 4.1  | 116.7       | 4.7 | 114.0   | 3.8 | 130.4  | 10.6 |
| 11      | 106.8                | 4.1 | 108.1  | 2.6  | 115.7       | 4.4 | 114.1   | 3.9 | 131.2  | 11.0 |
| 12      | 107.1                | 4.0 | 108.1  | 2.1  | 116.3       | 4.6 | 114.1   | 4.2 | 132.5  | 11.5 |
| 2023. 1 | 107.8                | 3.8 | 108.6  | 1.4  | 117.4       | 5.3 | 115.2   | 4.7 | 133.4  | 11.7 |
| 2       | 108.2                | 3.8 | 109.0  | 0.3  | 118.1       | 5.6 | 116.8   | 5.1 | 134.0  | 11.5 |

|         | Luxembourg |     | Lithuania |      | Mexico |     | U.S.A. |     | Belgium |     |
|---------|------------|-----|-----------|------|--------|-----|--------|-----|---------|-----|
|         | ( )        |     | ( )       |      | ( )    |     | ( )    |     | ( )     |     |
|         |            |     |           |      |        |     |        |     |         |     |
| 2017    | 102.8      | 1.7 | 108.9     | 4.7  | 106.6  | 4.0 | 105.6  | 2.7 | 104.8   | 2.0 |
| 2018    | 103.6      | 0.8 | 113.6     | 4.4  | 110.8  | 3.9 | 108.5  | 2.8 | 106.6   | 1.7 |
| 2019    | 106.0      | 2.3 | 118.7     | 4.5  | 115.4  | 4.1 | 111.5  | 2.7 | 108.9   | 2.2 |
| 2020    | 107.3      | 1.3 | 124.3     | 4.7  | 118.6  | 2.9 | 113.8  | 2.1 | 110.5   | 1.5 |
| 2021    | 108.9      | 1.5 | 130.6     | 5.0  | 122.3  | 3.1 | 117.1  | 2.8 | 112.5   | 1.8 |
| 2022    | 113.1      | 3.8 | 146.1     | 11.9 | 128.5  | 5.0 | 124.3  | 6.2 | 117.7   | 4.6 |
| 2021. 9 | 109.2      | 1.2 | 133.2     | 5.8  | 122.2  | 3.3 | 117.9  | 3.2 | 112.8   | 2.0 |
| 10      | 109.8      | 2.0 | 133.6     | 6.8  | 123.4  | 3.5 | 118.5  | 3.6 | 113.5   | 2.5 |
| 11      | 110.1      | 2.6 | 134.2     | 7.4  | 125.1  | 3.8 | 118.8  | 3.8 | 113.7   | 2.6 |
| 12      | 110.4      | 2.5 | 135.6     | 7.8  | 125.9  | 4.2 | 119.1  | 4.0 | 114.1   | 2.8 |
| 2022. 1 | 111.1      | 3.0 | 137.8     | 9.1  | 126.2  | 4.3 | 119.9  | 4.6 | 115.0   | 3.3 |
| 2       | 111.6      | 3.2 | 139.7     | 10.3 | 126.9  | 4.6 | 120.6  | 4.8 | 115.1   | 3.2 |
| 3       | 112.0      | 3.6 | 140.8     | 10.5 | 127.5  | 4.7 | 121.4  | 5.1 | 115.5   | 3.8 |
| 4       | 113.1      | 4.4 | 142.3     | 10.9 | 127.3  | 4.8 | 122.3  | 5.4 | 116.1   | 4.0 |
| 5       | 113.4      | 4.6 | 143.7     | 11.5 | 126.5  | 4.7 | 123.3  | 5.7 | 116.5   | 4.3 |
| 6       | 113.8      | 4.7 | 145.7     | 12.1 | 127.2  | 4.9 | 124.5  | 6.2 | 117.2   | 4.7 |
| 7       | 114.2      | 4.8 | 147.4     | 12.3 | 128.0  | 5.1 | 125.0  | 6.2 | 119.1   | 5.1 |
| 8       | 114.5      | 4.8 | 148.3     | 12.5 | 128.4  | 5.4 | 125.7  | 6.8 | 119.5   | 5.4 |
| 9       | 114.3      | 4.7 | 150.3     | 12.9 | 129.0  | 5.6 | 126.6  | 7.4 | 118.9   | 5.4 |
| 10      | 113.7      | 3.5 | 151.2     | 13.1 | 130.2  | 5.5 | 127.0  | 7.2 | 119.4   | 5.2 |
| 11      | 113.1      | 2.7 | 152.2     | 13.4 | 131.9  | 5.5 | 127.4  | 7.2 | 120.0   | 5.5 |
| 12      | 112.4      | 1.8 | 153.6     | 13.2 | 132.5  | 5.3 | 128.1  | 7.5 | 120.7   | 5.8 |
| 2023. 1 | 112.8      | 1.5 | 154.7     | 12.3 | 133.3  | 5.6 | 129.0  | 7.6 | 122.5   | 6.6 |
| 2       | 113.6      | 1.8 | 156.2     | 11.8 | 134.0  | 5.6 | 129.8  | 7.6 | 123.1   | 7.0 |

: 1) 2020=100

:

P

가

, OECD P Main Economic Indicators

### 3. 가 ( ) ( ) Consumer Price Indices (Services)(Cont'd)

2015=100

|         | Switzerland |      | Spain |     | Slovak Republic |      | Slovenia |     | Ireland |     |
|---------|-------------|------|-------|-----|-----------------|------|----------|-----|---------|-----|
|         | ( )         | ( )  | ( )   | ( ) | ( )             | ( )  | ( )      | ( ) | ( )     | ( ) |
| 2017    | 100.7       | 0.6  | 102.7 | 1.6 | 102.2           | 1.2  | 103.2    | 1.7 | 104.4   | 2.2 |
| 2018    | 101.2       | 0.5  | 104.2 | 1.5 | 105.1           | 2.9  | 105.5    | 2.2 | 105.8   | 1.3 |
| 2019    | 101.6       | 0.4  | 105.7 | 1.4 | 107.4           | 2.2  | 108.7    | 3.1 | 108.4   | 2.5 |
| 2020    | 101.2       | -0.4 | 106.5 | 0.8 | 111.3           | 3.7  | 110.5    | 1.6 | 109.5   | 1.0 |
| 2021    | 101.5       | 0.3  | 107.1 | 0.6 | 117.1           | 5.2  | 110.9    | 0.4 | 112.5   | 2.7 |
| 2022    | 102.7       | 1.2  | 110.7 | 3.3 | 130.9           | 11.8 | 116.5    | 5.0 | 120.2   | 6.9 |
| 2021. 9 | 101.8       | 0.8  | 107.5 | 0.9 | 120.1           | 7.0  | 112.6    | 1.2 | 113.7   | 4.0 |
| 10      | 101.8       | 0.8  | 107.5 | 1.4 | 121.0           | 8.0  | 111.5    | 1.1 | 114.2   | 5.2 |
| 11      | 101.8       | 1.0  | 107.6 | 1.7 | 121.6           | 8.2  | 111.7    | 1.5 | 114.6   | 5.3 |
| 12      | 101.9       | 1.0  | 108.0 | 1.8 | 121.8           | 8.6  | 110.7    | 1.5 | 115.8   | 5.1 |
| 2022. 1 | 102.0       | 1.1  | 108.0 | 1.7 | 122.9           | 8.4  | 111.8    | 3.1 | 114.7   | 4.2 |
| 2       | 102.4       | 1.4  | 108.6 | 2.0 | 123.8           | 9.0  | 113.0    | 3.7 | 115.2   | 4.4 |
| 3       | 102.4       | 1.3  | 109.1 | 2.4 | 125.9           | 10.9 | 111.1    | 2.8 | 116.3   | 5.2 |
| 4       | 102.4       | 1.2  | 110.1 | 3.3 | 128.0           | 12.6 | 114.3    | 5.0 | 118.6   | 6.5 |
| 5       | 102.7       | 1.2  | 110.3 | 3.4 | 129.6           | 12.7 | 115.4    | 4.8 | 119.0   | 6.9 |
| 6       | 103.0       | 1.4  | 111.1 | 3.8 | 131.0           | 12.6 | 117.7    | 5.3 | 119.8   | 7.2 |
| 7       | 103.2       | 1.6  | 111.7 | 3.9 | 132.4           | 13.1 | 120.0    | 5.3 | 121.2   | 7.9 |
| 8       | 103.2       | 1.3  | 112.1 | 4.1 | 134.0           | 13.5 | 120.8    | 5.5 | 122.1   | 7.6 |
| 9       | 103.0       | 1.2  | 111.6 | 3.8 | 134.9           | 12.4 | 118.4    | 5.2 | 121.4   | 6.8 |
| 10      | 102.7       | 0.9  | 111.6 | 3.9 | 135.3           | 11.8 | 118.0    | 5.9 | 124.2   | 8.8 |
| 11      | 102.8       | 1.0  | 111.6 | 3.8 | 136.2           | 12.0 | 118.3    | 5.9 | 124.4   | 8.6 |
| 12      | 103.0       | 1.2  | 112.3 | 4.0 | 136.6           | 12.2 | 119.3    | 7.8 | 125.4   | 8.3 |
| 2023. 1 | 103.3       | 1.3  | 112.5 | 4.1 | 140.1           | 13.9 | 120.6    | 7.9 | 124.0   | 8.1 |
| 2       | 104.2       | 1.8  | 113.1 | 4.2 | 141.5           | 14.3 | 121.8    | 7.8 | 126.3   | 9.7 |

|         | Estonia |      | U.K.  |     | Austria |     | Israel |      | Italy |     |
|---------|---------|------|-------|-----|---------|-----|--------|------|-------|-----|
|         | ( )     | ( )  | ( )   | ( ) | ( )     | ( ) | ( )    | ( )  | ( )   | ( ) |
| 2017    | 104.7   | 3.1  | 105.0 | 2.4 | 104.5   | 2.2 | 100.1  | 0.1  | 101.7 | 1.1 |
| 2018    | 107.9   | 3.1  | 107.2 | 2.1 | 106.5   | 2.0 | 101.3  | 1.2  | 102.6 | 0.9 |
| 2019    | 112.2   | 4.0  | 109.6 | 2.2 | 108.7   | 2.0 | 102.1  | 0.8  | 103.6 | 0.9 |
| 2020    | 113.1   | 0.8  | 111.5 | 1.7 | 111.3   | 2.4 | 101.7  | -0.4 | 104.0 | 0.4 |
| 2021    | 116.5   | 3.0  | 114.0 | 2.2 | 113.8   | 2.2 | 102.9  | 1.2  | 105.1 | 1.0 |
| 2022    | 128.4   | 10.2 | 119.2 | 4.6 | 119.0   | 4.5 | 107.4  | 4.4  | 108.3 | 3.1 |
| 2021. 9 | 117.9   | 3.8  | 114.6 | 2.4 | 114.1   | 2.3 | 103.9  | 2.2  | 105.5 | 1.3 |
| 10      | 118.2   | 4.8  | 115.1 | 2.9 | 113.9   | 2.2 | 103.5  | 1.9  | 105.3 | 1.3 |
| 11      | 118.2   | 4.5  | 115.3 | 3.0 | 114.3   | 2.3 | 103.1  | 1.6  | 105.2 | 1.7 |
| 12      | 118.9   | 4.4  | 115.7 | 3.1 | 115.9   | 2.5 | 103.5  | 2.2  | 105.7 | 1.7 |
| 2022. 1 | 119.4   | 4.6  | 115.8 | 3.1 | 115.9   | 3.2 | 103.6  | 2.1  | 106.0 | 1.8 |
| 2       | 120.5   | 5.2  | 116.1 | 3.2 | 116.6   | 3.2 | 104.1  | 2.4  | 106.1 | 1.8 |
| 3       | 121.8   | 6.7  | 116.7 | 3.6 | 116.9   | 3.3 | 104.8  | 2.7  | 106.4 | 1.8 |
| 4       | 125.6   | 10.0 | 118.0 | 4.1 | 116.3   | 3.3 | 105.9  | 3.6  | 107.1 | 2.1 |
| 5       | 125.5   | 9.0  | 118.5 | 4.3 | 117.2   | 3.9 | 106.6  | 3.8  | 107.8 | 3.1 |
| 6       | 128.5   | 10.7 | 119.1 | 4.6 | 118.6   | 4.2 | 107.1  | 4.0  | 108.6 | 3.4 |
| 7       | 132.6   | 12.5 | 119.8 | 4.9 | 120.2   | 4.7 | 108.7  | 4.8  | 109.3 | 3.6 |
| 8       | 132.8   | 11.9 | 120.4 | 5.1 | 120.7   | 4.9 | 109.1  | 4.9  | 110.1 | 3.8 |
| 9       | 133.1   | 12.9 | 120.7 | 5.3 | 120.2   | 5.4 | 109.3  | 5.2  | 109.6 | 3.9 |
| 10      | 133.8   | 13.2 | 121.3 | 5.4 | 120.5   | 5.8 | 109.8  | 6.1  | 109.3 | 3.8 |
| 11      | 132.6   | 12.2 | 121.6 | 5.5 | 121.1   | 5.9 | 109.9  | 6.6  | 109.2 | 3.8 |
| 12      | 134.1   | 12.8 | 122.4 | 5.8 | 123.4   | 6.4 | 109.9  | 6.1  | 110.0 | 4.1 |
| 2023. 1 | 134.3   | 12.5 | 121.8 | 5.2 | 124.0   | 7.0 | ...    | ...  | 110.4 | 4.2 |
| 2       | 135.5   | 12.5 | 122.7 | 5.7 | 125.5   | 7.6 | ...    | ...  | 110.8 | 4.4 |

### 3. 가 ( ) ( ) Consumer Price Indices (Services)(Cont'd)

2015=100

|         | Japan |      | Czech Republic |      | Chile |      | Canada |     | Colombia |     |
|---------|-------|------|----------------|------|-------|------|--------|-----|----------|-----|
|         | ( )   | ( )  | ( )            | ( )  | ( )   | ( )  | ( )    | ( ) | ( )      | ( ) |
| 2017    | 100.3 | 0.0  | 104.5          | 2.9  | 108.0 | 3.1  | 104.1  | 2.2 | 111.3    | 5.6 |
| 2018    | 100.6 | 0.3  | 107.8          | 3.2  | 111.5 | 3.2  | 106.9  | 2.6 | 116.1    | 4.3 |
| 2019    | 100.9 | 0.3  | 112.0          | 3.8  | 115.8 | 3.9  | 109.4  | 2.4 | 120.2    | 3.5 |
| 2020    | 100.4 | -0.5 | 115.8          | 3.4  | 118.5 | 2.3  | 111.0  | 1.4 | 123.3    | 2.6 |
| 2021    | ...   | ...  | 121.0          | 4.5  | 122.4 | 3.3  | 113.5  | 2.3 | 125.5    | 1.8 |
| 2022    | ...   | ...  | 137.4          | 13.6 | 133.6 | 9.2  | 119.2  | 5.0 | 132.2    | 5.3 |
| 2021. 9 | ...   | ...  | 122.8          | 5.9  | 123.1 | 3.9  | 114.5  | 3.0 | 126.3    | 2.2 |
| 10      | ...   | ...  | 124.0          | 6.8  | 126.0 | 5.9  | 114.9  | 3.2 | 126.0    | 2.0 |
| 11      | ...   | ...  | 125.3          | 7.7  | 126.2 | 6.0  | 114.8  | 2.9 | 126.3    | 2.2 |
| 12      | ...   | ...  | 125.9          | 8.1  | 127.4 | 6.7  | 115.3  | 3.4 | 126.7    | 2.5 |
| 2022. 1 | ...   | ...  | 129.4          | 9.9  | 128.6 | 7.3  | 115.6  | 3.4 | 127.8    | 3.2 |
| 2       | ...   | ...  | 130.6          | 10.6 | 127.6 | 6.4  | 116.2  | 3.8 | 129.3    | 3.8 |
| 3       | ...   | ...  | 131.3          | 11.5 | 129.1 | 7.2  | 116.9  | 4.3 | 130.0    | 4.1 |
| 4       | ...   | ...  | 133.4          | 13.2 | 130.7 | 8.4  | 117.9  | 4.6 | 130.8    | 4.6 |
| 5       | ...   | ...  | 135.4          | 14.5 | 132.2 | 9.4  | 118.8  | 5.2 | 131.6    | 5.0 |
| 6       | ...   | ...  | 137.7          | 15.3 | 133.9 | 10.5 | 119.3  | 5.2 | 132.2    | 5.4 |
| 7       | ...   | ...  | 140.3          | 15.2 | 135.3 | 11.3 | 120.4  | 5.7 | 132.6    | 5.4 |
| 8       | ...   | ...  | 141.5          | 14.9 | 136.2 | 11.5 | 120.5  | 5.5 | 133.3    | 5.6 |
| 9       | ...   | ...  | 141.2          | 15.0 | 136.3 | 10.7 | 120.8  | 5.6 | 133.9    | 6.0 |
| 10      | ...   | ...  | 142.2          | 14.7 | 137.7 | 9.3  | 121.1  | 5.4 | 134.4    | 6.7 |
| 11      | ...   | ...  | 142.7          | 13.9 | 137.8 | 9.1  | 121.4  | 5.8 | 135.0    | 6.9 |
| 12      | ...   | ...  | 143.2          | 13.7 | 138.4 | 8.6  | 121.7  | 5.6 | 136.0    | 7.4 |
| 2023. 1 | ...   | ...  | 145.5          | 12.4 | 139.6 | 8.6  | 121.8  | 5.3 | 138.3    | 8.2 |
| 2       | ...   | ...  | 146.3          | 12.0 | 139.3 | 9.2  | 122.3  | 5.3 | 140.6    | 8.7 |

|         | Portugal |     | Poland |      | France |     | 가<br>Hungary |      | Costa Rica |     |
|---------|----------|-----|--------|------|--------|-----|--------------|------|------------|-----|
|         | ( )      | ( ) | ( )    | ( )  | ( )    | ( ) | ( )          | ( )  | ( )        | ( ) |
| 2017    | 103.7    | 2.1 | 103.2  | 2.3  | 102.0  | 1.0 | 103.6        | 1.9  | 103.7      | 1.7 |
| 2018    | 105.4    | 1.7 | 104.9  | 1.7  | 103.2  | 1.2 | 105.8        | 2.1  | 106.7      | 2.9 |
| 2019    | 106.7    | 1.2 | 108.9  | 3.8  | 104.3  | 1.0 | 109.8        | 3.8  | 110.4      | 3.5 |
| 2020    | 107.4    | 0.7 | 116.6  | 7.1  | 105.2  | 0.9 | 113.8        | 3.6  | 112.6      | 2.0 |
| 2021    | 108.1    | 0.6 | 124.2  | 6.5  | 106.4  | 1.2 | 117.9        | 3.6  | 112.9      | 0.2 |
| 2022    | 112.7    | 4.3 | 138.1  | 11.2 | 109.6  | 3.0 | 129.2        | 9.6  | ...        | ... |
| 2021. 9 | 108.6    | 1.0 | 126.2  | 6.5  | 106.6  | 1.4 | 119.2        | 3.9  | 112.9      | 0.4 |
| 10      | 108.7    | 1.3 | 126.6  | 6.8  | 106.6  | 1.8 | 119.7        | 4.4  | 113.3      | 1.0 |
| 11      | 108.9    | 2.3 | 127.0  | 6.7  | 106.8  | 1.9 | 120.2        | 5.3  | 113.9      | 1.6 |
| 12      | 109.2    | 2.0 | 127.9  | 7.4  | 107.3  | 1.8 | 120.6        | 5.7  | 113.4      | 0.9 |
| 2022. 1 | 109.5    | 2.0 | 130.2  | 8.1  | 107.6  | 2.0 | 121.7        | 6.1  | ...        | ... |
| 2       | 109.9    | 2.6 | 132.2  | 8.9  | 108.1  | 2.2 | 122.7        | 6.5  | ...        | ... |
| 3       | 110.5    | 3.1 | 133.2  | 8.9  | 108.3  | 2.3 | 123.6        | 7.2  | ...        | ... |
| 4       | 112.6    | 4.8 | 134.8  | 9.9  | 109.0  | 3.0 | 125.0        | 7.7  | ...        | ... |
| 5       | 112.8    | 4.7 | 136.1  | 10.6 | 109.6  | 3.2 | 126.4        | 8.6  | ...        | ... |
| 6       | 113.1    | 4.7 | 137.5  | 11.3 | 109.9  | 3.3 | 127.9        | 7.9  | ...        | ... |
| 7       | 113.8    | 4.9 | 139.1  | 11.8 | 111.3  | 3.9 | 130.1        | 9.2  | ...        | ... |
| 8       | 114.6    | 5.3 | 140.1  | 11.9 | 111.6  | 3.9 | 132.1        | 10.4 | ...        | ... |
| 9       | 114.4    | 5.3 | 141.9  | 12.5 | 109.9  | 3.2 | 132.9        | 11.5 | ...        | ... |
| 10      | 114.2    | 5.1 | 142.9  | 12.9 | 109.9  | 3.1 | 134.2        | 12.1 | ...        | ... |
| 11      | 113.6    | 4.4 | 143.8  | 13.2 | 110.0  | 3.0 | 135.9        | 13.1 | ...        | ... |
| 12      | 113.6    | 4.1 | 145.1  | 13.4 | 110.3  | 2.9 | 137.5        | 14.0 | ...        | ... |
| 2023. 1 | 113.8    | 3.9 | 147.0  | 12.9 | 110.4  | 2.6 | 140.6        | 15.5 | ...        | ... |
| 2       | 114.9    | 4.5 | 149.3  | 13.0 | 111.3  | 3.0 | 142.3        | 15.9 | ...        | ... |

## 4. 가 ( ) Consumer Price Indices (Non-food Non-energy)

2015=100

|          | 1)<br>Korea, Rep. of |     | Greece |      | Netherlands |     | Norway |     | Denmark |     |
|----------|----------------------|-----|--------|------|-------------|-----|--------|-----|---------|-----|
|          | ( )                  |     | ( )    |      | ( )         |     | ( )    |     | ( )     |     |
|          |                      |     |        |      |             |     |        |     |         |     |
| 2017     | 97.8                 | 1.5 | 100.1  | 0.3  | 101.8       | 1.0 | 105.0  | 1.7 | 101.6   | 0.9 |
| 2018     | 98.9                 | 1.2 | 100.3  | 0.2  | 103.1       | 1.3 | 106.9  | 1.8 | 102.3   | 0.7 |
| 2019     | 99.6                 | 0.7 | 100.8  | 0.5  | 105.2       | 2.0 | 109.4  | 2.3 | 103.1   | 0.8 |
| 2020     | 100.0                | 0.4 | 100.1  | -0.7 | 107.4       | 2.1 | 112.3  | 2.7 | 104.1   | 1.0 |
| 2021     | 101.4                | 1.4 | 99.5   | -0.6 | 109.5       | 1.9 | 114.1  | 1.7 | 105.3   | 1.2 |
| 2022     | 105.0                | 3.6 | 102.8  | 3.3  | 114.1       | 4.2 | 118.3  | 3.6 | 109.6   | 4.0 |
| 2021 . 9 | 101.6                | 1.4 | 100.7  | 0.1  | 109.8       | 1.7 | 114.6  | 1.3 | 105.6   | 1.3 |
| 10       | 101.8                | 2.3 | 101.1  | 0.2  | 110.7       | 1.8 | 114.8  | 1.3 | 106.1   | 1.6 |
| 11       | 102.1                | 1.9 | 100.1  | 0.6  | 110.4       | 2.5 | 115.0  | 1.8 | 106.0   | 1.5 |
| 12       | 102.5                | 2.2 | 101.1  | 1.0  | 110.6       | 2.4 | 115.4  | 1.9 | 105.8   | 1.6 |
| 2022 . 1 | 103.2                | 2.6 | 98.9   | 1.2  | 110.3       | 2.4 | 115.0  | 2.0 | 106.0   | 1.7 |
| 2        | 103.6                | 2.9 | 98.7   | 1.2  | 111.1       | 2.5 | 115.8  | 2.4 | 107.3   | 2.4 |
| 3        | 103.7                | 2.9 | 100.8  | 1.7  | 111.6       | 2.6 | 116.4  | 2.6 | 107.7   | 2.7 |
| 4        | 104.1                | 3.1 | 102.2  | 1.7  | 113.1       | 3.5 | 117.4  | 2.9 | 108.6   | 3.3 |
| 5        | 104.6                | 3.4 | 102.0  | 2.4  | 113.2       | 3.6 | 117.8  | 3.6 | 109.3   | 3.8 |
| 6        | 105.0                | 3.9 | 104.0  | 3.5  | 113.3       | 3.7 | 118.3  | 3.5 | 109.6   | 4.1 |
| 7        | 105.4                | 3.9 | 101.8  | 3.5  | 114.8       | 4.7 | 118.8  | 3.8 | 110.4   | 4.6 |
| 8        | 105.8                | 4.0 | 101.7  | 4.1  | 115.4       | 4.9 | 118.4  | 4.0 | 110.5   | 4.9 |
| 9        | 105.7                | 4.1 | 105.5  | 4.7  | 116.0       | 5.6 | 119.7  | 4.5 | 110.8   | 4.9 |
| 10       | 106.1                | 4.2 | 106.1  | 5.0  | 117.2       | 5.9 | 120.2  | 4.7 | 111.4   | 5.1 |
| 11       | 106.4                | 4.3 | 105.8  | 5.7  | 116.5       | 5.5 | 120.1  | 4.4 | 111.4   | 5.1 |
| 12       | 106.7                | 4.1 | 106.2  | 5.1  | 117.2       | 6.0 | 121.2  | 5.0 | 111.8   | 5.7 |
| 2023 . 1 | 107.3                | 4.1 | 104.6  | 5.8  | 117.1       | 6.2 | 121.6  | 5.7 | 112.0   | 5.7 |
| 2        | 107.7                | 4.0 | 105.0  | 6.3  | 118.5       | 6.6 | 122.3  | 5.6 | 113.5   | 5.8 |

|          | Germany |     | Luxembourg |     | Mexico |     | U.S.A. |     | Belgium |     |
|----------|---------|-----|------------|-----|--------|-----|--------|-----|---------|-----|
|          | ( )     |     | ( )        |     | ( )    |     | ( )    |     | ( )     |     |
|          |         |     |            |     |        |     |        |     |         |     |
| 2017     | 102.4   | 1.2 | 102.3      | 1.4 | 107.3  | 4.5 | 104.1  | 1.8 | 103.5   | 1.5 |
| 2018     | 103.8   | 1.3 | 103.2      | 0.9 | 111.3  | 3.7 | 106.3  | 2.1 | 104.9   | 1.3 |
| 2019     | 105.3   | 1.5 | 105.1      | 1.8 | 115.3  | 3.5 | 108.7  | 2.2 | 106.6   | 1.7 |
| 2020     | 105.6   | 0.3 | 106.4      | 1.3 | 118.9  | 3.2 | 110.5  | 1.7 | 108.2   | 1.5 |
| 2021     | 108.1   | 2.3 | 108.1      | 1.6 | 123.5  | 3.9 | 114.5  | 3.6 | 110.0   | 1.6 |
| 2022     | 112.3   | 3.9 | 112.5      | 4.0 | 130.9  | 6.0 | 121.5  | 6.2 | 115.0   | 4.6 |
| 2021 . 9 | 108.9   | 3.1 | 108.7      | 1.5 | 124.6  | 4.0 | 115.5  | 4.0 | 110.3   | 1.9 |
| 10       | 109.1   | 3.1 | 109.1      | 1.9 | 125.1  | 4.2 | 116.3  | 4.6 | 110.8   | 2.2 |
| 11       | 109.1   | 3.3 | 109.4      | 2.4 | 125.5  | 4.7 | 116.7  | 4.9 | 111.0   | 2.3 |
| 12       | 109.4   | 3.5 | 109.7      | 2.4 | 126.4  | 4.9 | 117.2  | 5.5 | 111.6   | 2.7 |
| 2022 . 1 | 109.1   | 2.7 | 108.8      | 1.3 | 127.0  | 5.1 | 118.1  | 6.0 | 112.2   | 3.0 |
| 2        | 109.6   | 2.7 | 110.9      | 4.5 | 127.9  | 5.4 | 118.9  | 6.4 | 112.5   | 3.1 |
| 3        | 110.6   | 3.2 | 111.3      | 3.5 | 128.6  | 5.5 | 119.4  | 6.5 | 112.9   | 3.6 |
| 4        | 111.3   | 3.7 | 112.2      | 4.1 | 129.4  | 5.8 | 120.1  | 6.2 | 113.4   | 3.8 |
| 5        | 111.9   | 4.0 | 112.7      | 4.4 | 129.8  | 5.8 | 120.7  | 6.0 | 113.8   | 4.0 |
| 6        | 111.8   | 3.5 | 112.9      | 4.5 | 130.6  | 5.9 | 121.6  | 5.9 | 114.4   | 4.4 |
| 7        | 112.4   | 3.6 | 111.9      | 4.3 | 131.3  | 6.1 | 122.0  | 5.9 | 115.4   | 4.8 |
| 8        | 112.7   | 3.8 | 113.7      | 4.7 | 132.1  | 6.3 | 122.7  | 6.3 | 115.9   | 5.0 |
| 9        | 114.0   | 4.7 | 113.7      | 4.6 | 132.7  | 6.5 | 123.2  | 6.6 | 116.2   | 5.4 |
| 10       | 114.4   | 4.8 | 113.8      | 4.3 | 133.3  | 6.6 | 123.6  | 6.3 | 117.0   | 5.5 |
| 11       | 114.5   | 5.0 | 113.9      | 4.1 | 133.8  | 6.6 | 123.7  | 6.0 | 117.6   | 6.0 |
| 12       | 115.1   | 5.2 | 113.8      | 3.7 | 134.6  | 6.4 | 123.9  | 5.7 | 118.4   | 6.1 |
| 2023 . 1 | 115.3   | 5.7 | 112.8      | 3.7 | 135.4  | 6.6 | 124.7  | 5.6 | 119.7   | 6.7 |
| 2        | 116.1   | 5.9 | 114.9      | 3.6 | 136.2  | 6.5 | 125.5  | 5.5 | 120.3   | 6.9 |

: 1) 2020=100

: , OECD Main Economic Indicators 가 ,

## 4. 가 ( ) ( ) Consumer Price Indices (Non-food Non-energy)(Cont'd)

2015=100

|          | Sweden |      | Switzerland |      | Spain |     | Slovak Republic |      | Slovenia |     |
|----------|--------|------|-------------|------|-------|-----|-----------------|------|----------|-----|
|          | ( )    | ( )  | ( )         | ( )  | ( )   | ( ) | ( )             | ( )  | ( )      | ( ) |
| 2017     | 102.3  | 1.4  | 100.0       | 0.3  | 102.0 | 1.1 | 101.9           | 1.3  | 101.3    | 0.8 |
| 2018     | 103.4  | 1.1  | 100.4       | 0.4  | 102.9 | 0.9 | 104.0           | 2.0  | 102.2    | 0.8 |
| 2019     | 105.0  | 1.5  | 100.8       | 0.5  | 103.9 | 1.0 | 106.1           | 2.0  | 103.9    | 1.7 |
| 2020     | 106.2  | 1.2  | 100.5       | -0.3 | 104.5 | 0.6 | 108.4           | 2.2  | 104.6    | 0.7 |
| 2021     | 107.6  | 1.3  | 100.9       | 0.4  | 105.1 | 0.6 | 112.8           | 4.1  | 105.8    | 1.1 |
| 2022     | 113.9  | 5.8  | 102.6       | 1.7  | 109.0 | 3.7 | 123.7           | 9.7  | 111.9    | 5.8 |
| 2021 . 9 | 108.0  | 1.2  | 101.1       | 0.6  | 104.9 | 0.8 | 114.7           | 5.3  | 106.5    | 1.5 |
| 10       | 108.4  | 1.6  | 101.3       | 0.8  | 106.1 | 1.2 | 115.4           | 5.9  | 107.1    | 1.5 |
| 11       | 108.5  | 1.7  | 101.3       | 0.9  | 106.8 | 1.5 | 116.0           | 6.4  | 107.8    | 2.9 |
| 12       | 108.9  | 1.4  | 101.3       | 1.1  | 106.9 | 1.6 | 116.1           | 6.5  | 107.5    | 3.1 |
| 2022 . 1 | 108.9  | 2.3  | 101.3       | 1.1  | 105.7 | 2.0 | 117.3           | 6.8  | 107.2    | 3.8 |
| 2        | 109.9  | 3.0  | 101.9       | 1.6  | 106.1 | 2.4 | 118.0           | 7.3  | 108.2    | 4.7 |
| 3        | 110.7  | 3.6  | 102.1       | 1.5  | 106.9 | 2.7 | 119.9           | 8.3  | 108.0    | 4.5 |
| 4        | 111.7  | 4.1  | 102.4       | 1.6  | 108.6 | 3.3 | 121.3           | 9.5  | 110.3    | 5.4 |
| 5        | 112.6  | 4.8  | 102.8       | 1.8  | 109.2 | 3.5 | 122.6           | 9.8  | 111.6    | 5.5 |
| 6        | 113.4  | 5.5  | 102.9       | 1.9  | 109.8 | 4.0 | 123.5           | 10.0 | 112.9    | 6.0 |
| 7        | 113.7  | 6.0  | 102.8       | 2.0  | 109.1 | 4.5 | 124.6           | 10.4 | 113.3    | 6.1 |
| 8        | 114.8  | 6.6  | 103.0       | 2.0  | 109.4 | 4.7 | 125.7           | 10.8 | 113.6    | 6.3 |
| 9        | 115.9  | 7.4  | 103.0       | 1.9  | 109.6 | 4.4 | 126.6           | 10.4 | 113.5    | 6.6 |
| 10       | 117.4  | 8.2  | 102.9       | 1.6  | 110.6 | 4.2 | 127.6           | 10.6 | 114.3    | 6.7 |
| 11       | 117.9  | 8.7  | 103.0       | 1.7  | 111.1 | 4.1 | 128.6           | 10.8 | 114.8    | 6.5 |
| 12       | 119.2  | 9.4  | 103.1       | 1.8  | 111.6 | 4.4 | 129.0           | 11.1 | 115.4    | 7.4 |
| 2023 . 1 | 119.7  | 9.9  | 103.1       | 1.8  | 111.1 | 5.1 | 131.2           | 11.8 | 115.8    | 8.0 |
| 2        | 121.5  | 10.5 | 103.9       | 2.0  | 111.6 | 5.2 | 132.3           | 12.1 | 116.5    | 7.7 |

|          | Iceland |     | Ireland |     | U.K.  |     | Austria |     | Italy |     |
|----------|---------|-----|---------|-----|-------|-----|---------|-----|-------|-----|
|          | ( )     | ( ) | ( )     | ( ) | ( )   | ( ) | ( )     | ( ) | ( )   | ( ) |
| 2017     | 104.6   | 2.4 | 101.2   | 0.3 | 103.9 | 2.3 | 103.5   | 2.0 | 101.2 | 0.7 |
| 2018     | 107.3   | 2.5 | 101.4   | 0.2 | 105.9 | 1.9 | 105.3   | 1.8 | 101.8 | 0.6 |
| 2019     | 110.4   | 2.9 | 102.6   | 1.1 | 107.7 | 1.7 | 107.1   | 1.7 | 102.4 | 0.6 |
| 2020     | 113.6   | 2.9 | 102.8   | 0.2 | 109.3 | 1.5 | 109.1   | 1.9 | 102.9 | 0.5 |
| 2021     | 118.6   | 4.4 | 104.6   | 1.8 | 111.9 | 2.4 | 111.5   | 2.1 | 103.7 | 0.8 |
| 2022     | 127.8   | 7.8 | 109.6   | 4.7 | 117.8 | 5.3 | 117.6   | 5.5 | 106.8 | 2.9 |
| 2021 . 9 | 119.9   | 4.4 | 105.6   | 2.9 | 112.8 | 2.7 | 112.2   | 2.4 | 103.9 | 1.0 |
| 10       | 120.5   | 4.6 | 105.7   | 3.9 | 113.4 | 3.1 | 112.4   | 2.4 | 103.9 | 1.0 |
| 11       | 120.9   | 4.8 | 106.0   | 3.9 | 113.9 | 3.6 | 112.9   | 2.7 | 103.8 | 1.2 |
| 12       | 121.5   | 5.0 | 106.6   | 3.9 | 114.4 | 3.8 | 113.7   | 2.9 | 104.1 | 1.3 |
| 2022 . 1 | 121.7   | 5.7 | 106.1   | 3.2 | 114.2 | 4.0 | 113.4   | 3.4 | 104.6 | 1.3 |
| 2        | 123.2   | 6.1 | 106.9   | 3.7 | 114.9 | 4.5 | 114.0   | 4.1 | 104.8 | 1.4 |
| 3        | 124.1   | 6.4 | 107.5   | 3.8 | 115.8 | 5.1 | 115.2   | 4.0 | 105.2 | 1.6 |
| 4        | 125.7   | 7.0 | 108.9   | 4.5 | 116.6 | 5.4 | 115.4   | 4.2 | 105.7 | 2.0 |
| 5        | 126.5   | 7.1 | 109.1   | 4.7 | 117.1 | 5.2 | 116.4   | 5.0 | 106.1 | 2.5 |
| 6        | 127.9   | 7.9 | 109.8   | 5.2 | 117.6 | 5.2 | 117.4   | 5.2 | 106.7 | 3.0 |
| 7        | 129.6   | 9.2 | 110.4   | 5.6 | 117.9 | 5.5 | 117.9   | 5.7 | 107.3 | 3.2 |
| 8        | 130.2   | 9.1 | 110.9   | 5.6 | 118.7 | 5.6 | 118.4   | 6.1 | 107.9 | 3.5 |
| 9        | 130.4   | 8.8 | 110.8   | 5.0 | 119.3 | 5.8 | 119.3   | 6.3 | 108.0 | 3.9 |
| 10       | 131.0   | 8.7 | 111.0   | 5.0 | 120.0 | 5.8 | 120.2   | 7.0 | 108.1 | 4.1 |
| 11       | 131.3   | 8.6 | 111.3   | 5.0 | 120.4 | 5.7 | 120.9   | 7.1 | 108.1 | 4.1 |
| 12       | 132.3   | 8.9 | 112.0   | 5.0 | 121.0 | 5.8 | 122.4   | 7.7 | 108.8 | 4.5 |
| 2023 . 1 | 132.9   | 9.2 | 110.8   | 4.4 | 120.3 | 5.3 | 122.7   | 8.3 | 109.3 | 4.5 |
| 2        | 134.8   | 9.5 | 112.8   | 5.6 | 121.5 | 5.7 | 123.8   | 8.6 | 109.8 | 4.8 |



## 4. 가 ( ) ( ) Consumer Price Indices (Non-food Non-energy)(Cont'd)

2015=100

|          | Japan |      | Czech Republic |      | Chile |      | Canada |     | Türkiye |      |
|----------|-------|------|----------------|------|-------|------|--------|-----|---------|------|
|          | ( )   | ( )  | ( )            | ( )  | ( )   | ( )  | ( )    | ( ) | ( )     | ( )  |
| 2017     | 100.3 | -0.1 | 103.7          | 2.0  | 106.1 | 2.0  | 103.6  | 1.6 | 121.1   | 10.8 |
| 2018     | 100.4 | 0.2  | 106.1          | 2.4  | 108.1 | 1.9  | 105.7  | 2.1 | 139.6   | 15.3 |
| 2019     | 100.9 | 0.4  | 108.8          | 2.5  | 110.9 | 2.6  | 107.9  | 2.1 | 159.0   | 13.9 |
| 2020     | 101.0 | 0.1  | 112.7          | 3.6  | 113.4 | 2.3  | 109.2  | 1.2 | 178.7   | 12.4 |
| 2021     | ...   | ...  | 118.3          | 5.0  | 117.8 | 3.8  | 111.8  | 2.4 | 209.9   | 17.4 |
| 2022     | ...   | ...  | 132.8          | 12.2 | 128.3 | 9.0  | 117.5  | 5.1 | 332.8   | 58.6 |
| 2021 . 9 | ...   | ...  | 120.1          | 5.9  | 118.7 | 4.4  | 112.7  | 3.2 | 212.4   | 15.6 |
| 10       | ...   | ...  | 121.4          | 6.7  | 120.4 | 5.1  | 113.3  | 3.2 | 216.8   | 16.0 |
| 11       | ...   | ...  | 121.9          | 7.1  | 121.0 | 5.8  | 113.3  | 3.1 | 222.8   | 17.0 |
| 12       | ...   | ...  | 123.1          | 8.1  | 122.2 | 6.4  | 113.2  | 3.4 | 251.4   | 31.1 |
| 2022 . 1 | ...   | ...  | 125.7          | 9.1  | 123.5 | 7.1  | 113.9  | 3.6 | 271.5   | 39.7 |
| 2        | ...   | ...  | 126.7          | 9.8  | 123.2 | 6.6  | 114.7  | 4.1 | 280.9   | 44.1 |
| 3        | ...   | ...  | 127.8          | 10.7 | 124.6 | 7.4  | 115.8  | 4.9 | 293.3   | 48.7 |
| 4        | ...   | ...  | 129.4          | 11.6 | 125.9 | 8.3  | 116.5  | 5.0 | 307.2   | 53.0 |
| 5        | ...   | ...  | 131.2          | 12.7 | 127.1 | 9.0  | 117.1  | 5.2 | 318.7   | 57.2 |
| 6        | ...   | ...  | 132.9          | 13.4 | 128.1 | 9.9  | 117.6  | 5.2 | 329.3   | 58.8 |
| 7        | ...   | ...  | 134.5          | 13.5 | 129.3 | 10.3 | 118.4  | 5.4 | 341.4   | 63.8 |
| 8        | ...   | ...  | 135.6          | 13.4 | 130.4 | 10.9 | 118.6  | 5.4 | 351.3   | 67.9 |
| 9        | ...   | ...  | 136.2          | 13.4 | 131.0 | 10.3 | 119.1  | 5.6 | 360.4   | 69.7 |
| 10       | ...   | ...  | 137.4          | 13.2 | 131.5 | 9.3  | 119.4  | 5.4 | 372.3   | 71.7 |
| 11       | ...   | ...  | 137.9          | 13.1 | 132.5 | 9.5  | 119.5  | 5.5 | 380.0   | 70.6 |
| 12       | ...   | ...  | 138.0          | 12.1 | 132.7 | 8.6  | 119.5  | 5.6 | 387.9   | 54.3 |
| 2023 . 1 | ...   | ...  | 140.3          | 11.6 | 134.2 | 8.6  | 119.8  | 5.2 | 418.8   | 54.2 |
| 2        | ...   | ...  | 141.2          | 11.4 | 134.4 | 9.1  | 120.4  | 5.0 | 426.7   | 51.9 |

|          | Portugal |      | Poland |      | France |     | Finland |     | 가<br>Hungary |      |
|----------|----------|------|--------|------|--------|-----|---------|-----|--------------|------|
|          | ( )      | ( )  | ( )    | ( )  | ( )    | ( ) | ( )     | ( ) | ( )          | ( )  |
| 2017     | 101.8    | 1.1  | 100.5  | 0.7  | 100.9  | 0.5 | 101.6   | 0.7 | 103.3        | 1.8  |
| 2018     | 102.5    | 0.7  | 101.3  | 0.8  | 102.0  | 1.1 | 102.3   | 0.7 | 105.4        | 2.0  |
| 2019     | 103.0    | 0.5  | 103.2  | 1.9  | 102.8  | 0.8 | 103.2   | 0.8 | 109.0        | 3.4  |
| 2020     | 103.0    | -0.0 | 107.2  | 3.8  | 103.7  | 0.9 | 103.7   | 0.5 | 112.6        | 3.3  |
| 2021     | 103.8    | 0.8  | 111.5  | 4.1  | 104.7  | 1.0 | 105.5   | 1.7 | 117.7        | 4.5  |
| 2022     | 109.6    | 5.6  | 121.5  | 9.0  | 107.6  | 2.8 | 109.8   | 4.1 | 129.8        | 10.2 |
| 2021 . 9 | 104.3    | 0.9  | 112.5  | 4.1  | 105.0  | 1.1 | 106.0   | 2.1 | 118.8        | 5.0  |
| 10       | 104.7    | 1.1  | 113.3  | 4.5  | 105.0  | 1.3 | 106.4   | 2.3 | 119.7        | 5.4  |
| 11       | 105.0    | 1.7  | 113.7  | 4.7  | 105.2  | 1.4 | 106.7   | 2.5 | 120.2        | 6.0  |
| 12       | 105.0    | 1.8  | 114.1  | 5.1  | 105.4  | 1.4 | 106.8   | 2.6 | 120.8        | 6.1  |
| 2022 . 1 | 105.0    | 2.4  | 115.3  | 5.8  | 105.3  | 1.3 | 107.0   | 2.7 | 121.9        | 6.4  |
| 2        | 105.1    | 3.2  | 116.4  | 6.4  | 105.8  | 2.0 | 107.2   | 2.6 | 122.8        | 6.8  |
| 3        | 107.4    | 3.8  | 117.5  | 6.7  | 106.4  | 2.0 | 107.8   | 3.1 | 123.7        | 7.2  |
| 4        | 109.0    | 5.0  | 119.1  | 7.6  | 107.1  | 2.6 | 108.5   | 3.3 | 125.3        | 7.6  |
| 5        | 109.8    | 5.6  | 120.3  | 8.4  | 107.6  | 2.8 | 109.5   | 4.1 | 126.8        | 8.5  |
| 6        | 110.2    | 6.0  | 121.0  | 9.0  | 107.7  | 2.7 | 109.5   | 4.0 | 128.4        | 8.9  |
| 7        | 109.8    | 6.2  | 121.7  | 9.2  | 108.1  | 3.3 | 110.0   | 4.3 | 130.9        | 10.5 |
| 8        | 109.8    | 6.5  | 122.7  | 9.8  | 109.0  | 3.5 | 110.5   | 4.5 | 132.7        | 11.8 |
| 9        | 111.5    | 6.9  | 124.4  | 10.6 | 108.2  | 3.1 | 111.0   | 4.6 | 133.9        | 12.7 |
| 10       | 112.1    | 7.1  | 125.6  | 10.9 | 108.5  | 3.3 | 111.8   | 5.1 | 135.5        | 13.2 |
| 11       | 112.6    | 7.2  | 126.5  | 11.2 | 108.7  | 3.3 | 112.3   | 5.3 | 137.2        | 14.1 |
| 12       | 112.7    | 7.3  | 127.3  | 11.5 | 109.0  | 3.4 | 113.2   | 6.0 | 138.3        | 14.5 |
| 2023 . 1 | 112.3    | 7.0  | 128.4  | 11.4 | 108.7  | 3.2 | 113.3   | 5.9 | 140.9        | 15.6 |
| 2        | 112.7    | 7.2  | 130.1  | 11.7 | 109.6  | 3.6 | 114.2   | 6.6 | 142.7        | 16.2 |

## 5. 가

### Export Prices Indices

2010=100

|           | 1)<br>Korea, Rep. of |      | Greece |      | South Africa |      | New zealand |      |
|-----------|----------------------|------|--------|------|--------------|------|-------------|------|
|           | ( )                  | ( )  | ( )    | ( )  | ( )          | ( )  | ( )         | ( )  |
| 2017      | 102.6                | 6.1  | 97.6   | 9.1  | 144.6        | -0.7 | 103.1       | 11.2 |
| 2018      | 103.4                | 0.8  | 105.1  | 7.6  | 142.5        | -1.5 | 108.0       | 4.7  |
| 2019      | 99.9                 | -3.4 | 104.5  | -0.6 | 144.4        | 1.3  | 110.6       | 2.5  |
| 2020      | 94.7                 | -5.2 | ...    | ...  | 156.1        | 8.1  | 111.9       | 1.2  |
| 2021      | 108.3                | 14.3 | ...    | ...  | ...          | ...  | 116.6       | 4.2  |
| 2022      | 126.3                | 16.6 | ...    | ...  | ...          | ...  | ...         | ...  |
| 2019. 2/4 | 101.5                | -0.9 | 105.8  | -0.0 | 145.0        | 4.6  | 109.7       | 2.3  |
| 3/4       | 101.1                | -4.8 | 103.8  | -3.8 | 144.8        | -1.3 | 111.6       | 0.5  |
| 4/4       | 97.7                 | -5.8 | 104.5  | -1.2 | 144.1        | -2.9 | 115.0       | 5.5  |
| 2020. 1/4 | 96.8                 | -2.8 | ...    | ...  | 151.8        | 5.7  | 114.8       | 8.1  |
| 2/4       | 94.5                 | -6.9 | ...    | ...  | 161.1        | 11.1 | 117.5       | 7.2  |
| 3/4       | 95.0                 | -6.0 | ...    | ...  | 160.2        | 10.6 | 107.8       | -3.3 |
| 4/4       | 92.6                 | -5.2 | ...    | ...  | 151.0        | 4.8  | 107.4       | -6.6 |
| 2021. 1/4 | 98.3                 | 1.5  | ...    | ...  | 156.9        | 3.3  | 106.6       | -7.2 |
| 2/4       | 106.1                | 12.3 | ...    | ...  | 158.9        | -1.4 | 115.4       | -1.9 |
| 3/4       | 113.0                | 18.9 | ...    | ...  | ...          | ...  | 120.6       | 11.8 |
| 4/4       | 115.7                | 25.0 | ...    | ...  | ...          | ...  | 124.0       | 15.4 |
| 2022. 1/4 | 119.9                | 22.0 | ...    | ...  | ...          | ...  | 133.6       | 25.3 |
| 2/4       | 130.5                | 23.0 | ...    | ...  | ...          | ...  | 138.6       | 20.1 |
| 3/4       | 129.4                | 14.5 | ...    | ...  | ...          | ...  | ...         | ...  |
| 4/4       | 125.4                | 8.3  | ...    | ...  | ...          | ...  | ...         | ...  |
| 2023. 1/4 | 115.7                | -3.5 | ...    | ...  | ...          | ...  | ...         | ...  |

|           | U.S.A. |      | Brazil |      | Sweden |      | Slovenia |      |
|-----------|--------|------|--------|------|--------|------|----------|------|
|           | ( )    | ( )  | ( )    | ( )  | ( )    | ( )  | ( )      | ( )  |
| 2017      | 100.9  | 1.8  | 87.0   | 10.1 | 100.8  | 5.6  | 107.4    | 3.0  |
| 2018      | 104.4  | 3.5  | 91.5   | 5.2  | 108.7  | 7.9  | 109.8    | 2.2  |
| 2019      | 104.3  | -0.1 | ...    | ...  | 112.6  | 3.6  | 109.3    | -0.5 |
| 2020      | 102.8  | -1.5 | ...    | ...  | 107.3  | -4.6 | 108.0    | -1.2 |
| 2021      | ...    | ...  | ...    | ...  | 118.0  | 9.9  | 113.4    | 5.0  |
| 2022      | ...    | ...  | ...    | ...  | ...    | ...  | ...      | ...  |
| 2019. 2/4 | 105.2  | 0.1  | ...    | ...  | 113.2  | 4.1  | 109.3    | -0.3 |
| 3/4       | 104.9  | -0.5 | ...    | ...  | 112.8  | 1.2  | 108.8    | -1.4 |
| 4/4       | 104.4  | -0.6 | ...    | ...  | 112.7  | 1.7  | 108.8    | -1.1 |
| 2020. 1/4 | 104.5  | -0.1 | ...    | ...  | 109.2  | -2.2 | 108.6    | -1.4 |
| 2/4       | 101.4  | -3.6 | ...    | ...  | 108.6  | -4.0 | 107.8    | -1.4 |
| 3/4       | 103.0  | -1.8 | ...    | ...  | 105.4  | -6.6 | 107.9    | -0.8 |
| 4/4       | 103.9  | -0.5 | ...    | ...  | 106.2  | -5.7 | 107.7    | -1.1 |
| 2021. 1/4 | 107.5  | 2.9  | ...    | ...  | 108.4  | -0.7 | 109.1    | 0.4  |
| 2/4       | ...    | ...  | ...    | ...  | 115.4  | 6.3  | 110.9    | 2.9  |
| 3/4       | ...    | ...  | ...    | ...  | 122.8  | 16.5 | 115.4    | 6.9  |
| 4/4       | ...    | ...  | ...    | ...  | 125.3  | 18.0 | 118.1    | 9.7  |
| 2022. 1/4 | ...    | ...  | ...    | ...  | 133.6  | 23.2 | ...      | ...  |
| 2/4       | ...    | ...  | ...    | ...  | ...    | ...  | ...      | ...  |
| 3/4       | ...    | ...  | ...    | ...  | ...    | ...  | ...      | ...  |
| 4/4       | ...    | ...  | ...    | ...  | ...    | ...  | ...      | ...  |
| 2023. 1/4 | ...    | ...  | ...    | ...  | ...    | ...  | ...      | ...  |

: 1) 2015=100,

:

, IMF 『International Financial Statistics』



## 6. 가

### Import Prices Indices

2010=100

|           | 1)<br>Korea, Rep. of |       | Greece |       | South Africa |       | Netherlands |       | New zealand |      |
|-----------|----------------------|-------|--------|-------|--------------|-------|-------------|-------|-------------|------|
|           | ( )                  | ( )   | ( )    | ( )   | ( )          | ( )   | ( )         | ( )   | ( )         | ( )  |
| 2017      | 102.0                | 6.5   | 96.9   | 5.8   | 126.1        | -7.3  | 101.8       | 4.6   | 87.5        | 1.9  |
| 2018      | 108.4                | 6.3   | 103.4  | 6.7   | 122.5        | -2.8  | 105.0       | 3.1   | 92.2        | 5.4  |
| 2019      | 109.3                | 0.8   | 106.5  | 3.0   | 114.8        | -6.3  | 103.6       | -1.3  | 93.2        | 1.2  |
| 2020      | 99.9                 | -8.7  | 95.0   | -10.8 | 111.5        | -2.9  | 96.4        | -7.0  | 92.1        | -1.2 |
| 2021      | 117.5                | 17.6  | 114.0  | 20.0  | ...          | ...   | 109.6       | 13.7  | 94.3        | 2.4  |
| 2022      | 147.9                | 25.9  | ...    | ...   | ...          | ...   | ...         | ...   | ...         | ...  |
| 2019. 2/4 | 111.4                | 3.1   | 107.6  | 3.3   | 118.5        | -0.5  | 104.8       | 0.1   | 93.5        | 3.2  |
| 3/4       | 110.7                | -1.1  | 106.3  | 0.9   | 113.4        | -8.9  | 102.9       | -3.4  | 93.6        | -0.4 |
| 4/4       | 108.0                | -1.7  | 107.8  | 5.0   | 111.4        | -11.9 | 103.0       | -2.8  | 93.8        | -1.5 |
| 2020. 1/4 | 105.0                | -2.1  | 98.4   | -5.4  | 108.3        | -6.5  | 100.8       | -2.9  | 94.3        | 2.5  |
| 2/4       | 98.4                 | -11.7 | 90.1   | -16.3 | 105.3        | -11.2 | 93.9        | -10.4 | 94.3        | 0.8  |
| 3/4       | 99.3                 | -10.2 | 95.5   | -10.2 | 101.0        | -10.9 | 95.2        | -7.5  | 90.7        | -3.1 |
| 4/4       | 96.7                 | -10.5 | 96.0   | -11.0 | 131.2        | 17.7  | 95.7        | -7.0  | 89.1        | -5.1 |
| 2021. 1/4 | 105.9                | 0.8   | 105.9  | 7.7   | 128.2        | 18.3  | 101.1       | 0.2   | 88.3        | -6.4 |
| 2/4       | 112.8                | 14.6  | 111.5  | 23.7  | 128.7        | 22.2  | 106.1       | 13.0  | 92.6        | -1.8 |
| 3/4       | 122.0                | 22.8  | 116.5  | 21.9  | ...          | ...   | 111.7       | 17.3  | 96.4        | 6.2  |
| 4/4       | 129.2                | 33.6  | 122.2  | 27.3  | ...          | ...   | 119.6       | 25.0  | 100.1       | 12.3 |
| 2022. 1/4 | 140.2                | 32.4  | 139.0  | 31.2  | ...          | ...   | 129.8       | 28.5  | 107.2       | 21.4 |
| 2/4       | 152.4                | 35.2  | ...    | ...   | ...          | ...   | ...         | ...   | 114.1       | 23.2 |
| 3/4       | 151.6                | 24.2  | ...    | ...   | ...          | ...   | ...         | ...   | ...         | ...  |
| 4/4       | 147.4                | 14.1  | ...    | ...   | ...          | ...   | ...         | ...   | ...         | ...  |
| 2023. 1/4 | 137.3                | -2.1  | ...    | ...   | ...          | ...   | ...         | ...   | ...         | ...  |

|           | Denmark |      | Germany |      | Lithuania |       | U.S.A. |      | Sweden |      |
|-----------|---------|------|---------|------|-----------|-------|--------|------|--------|------|
|           | ( )     | ( )  | ( )     | ( )  | ( )       | ( )   | ( )    | ( )  | ( )    | ( )  |
| 2017      | 105.7   | 1.5  | 100.4   | 3.5  | 101.2     | 3.8   | 104.1  | 1.3  | 98.7   | 6.1  |
| 2018      | 107.6   | 1.8  | 103.3   | 2.8  | 106.3     | 5.0   | 106.0  | 1.8  | 107.3  | 8.7  |
| 2019      | 107.8   | 0.2  | 102.2   | -1.0 | 104.8     | -1.4  | 105.0  | -1.0 | 110.1  | 2.6  |
| 2020      | 105.1   | -2.5 | 97.4    | -4.7 | 97.6      | -6.9  | ...    | ...  | 104.3  | -5.3 |
| 2021      | 113.2   | 7.7  | 110.4   | 13.3 | 123.1     | 26.2  | ...    | ...  | 112.8  | 8.2  |
| 2022      | ...     | ...  | ...     | ...  | ...       | ...   | ...    | ...  | ...    | ...  |
| 2019. 2/4 | 108.3   | 0.9  | 102.8   | -0.4 | 106.2     | -0.2  | 105.2  | -1.1 | 110.8  | 3.3  |
| 3/4       | 107.7   | -0.8 | 101.3   | -2.7 | 103.7     | -4.3  | 104.9  | -1.2 | 110.1  | -0.4 |
| 4/4       | 107.7   | -0.5 | 101.8   | -2.3 | 104.2     | -2.5  | 104.5  | -1.3 | 111.2  | 2.0  |
| 2020. 1/4 | 106.6   | -0.9 | 99.7    | -3.2 | 100.5     | -4.5  | 104.6  | -0.7 | 107.3  | -0.9 |
| 2/4       | 104.5   | -3.5 | 95.6    | -6.9 | 94.1      | -11.4 | 103.4  | -1.7 | 104.5  | -5.7 |
| 3/4       | 104.5   | -3.0 | 96.7    | -4.6 | 97.0      | -6.4  | 104.8  | -0.1 | 102.5  | -6.9 |
| 4/4       | 104.7   | -2.7 | 97.8    | -4.0 | 98.7      | -5.4  | ...    | ...  | 102.8  | -7.5 |
| 2021. 1/4 | 107.3   | 0.7  | 101.7   | 2.1  | 114.4     | 13.9  | ...    | ...  | 105.2  | -2.0 |
| 2/4       | 110.4   | 5.7  | 106.7   | 11.5 | 118.8     | 26.2  | ...    | ...  | 110.0  | 5.2  |
| 3/4       | 115.0   | 10.1 | 112.6   | 16.4 | 125.0     | 28.8  | ...    | ...  | 115.0  | 12.2 |
| 4/4       | 119.9   | 14.5 | 120.7   | 23.5 | 134.3     | 36.1  | ...    | ...  | 120.9  | 17.6 |
| 2022. 1/4 | 127.0   | 18.3 | 130.6   | 28.3 | 141.8     | 23.9  | ...    | ...  | 133.5  | 26.9 |
| 2/4       | ...     | ...  | ...     | ...  | ...       | ...   | ...    | ...  | ...    | ...  |
| 3/4       | ...     | ...  | ...     | ...  | ...       | ...   | ...    | ...  | ...    | ...  |
| 4/4       | ...     | ...  | ...     | ...  | ...       | ...   | ...    | ...  | ...    | ...  |
| 2023. 1/4 | ...     | ...  | ...     | ...  | ...       | ...   | ...    | ...  | ...    | ...  |

: 1) 2015=100,

:

, IMF 『International Financial Statistics』



## 7. Volume of Exports and Imports

2010=100

|           | 1) Volume of Exports |       |         |       |       |       |       |       |           |      |
|-----------|----------------------|-------|---------|-------|-------|-------|-------|-------|-----------|------|
|           | 3) Korea, Rep. of    |       | Germany |       | U.K.  |       | India |       | Hong Kong |      |
|           | ( )                  | ( )   | ( )     | ( )   | ( )   | ( )   | ( )   | ( )   | ( )       | ( )  |
| 2017      | 106.3                | 5.3   | 114.0   | 3.3   | 118.1 | 6.8   | 146.6 | 7.0   | 112.8     | 6.2  |
| 2018      | 112.7                | 6.1   | 115.0   | 0.9   | 118.3 | 0.2   | 150.2 | 2.5   | 118.4     | 4.9  |
| 2019      | 110.3                | -2.2  | 111.9   | -2.7  | 122.9 | 3.9   | 97.4  | -35.2 | 112.4     | -5.0 |
| 2020      | 111.5                | 1.1   | 100.8   | -10.0 | 105.4 | -14.3 | 74.1  | -23.9 | 111.6     | -0.8 |
| 2021      | 120.5                | 8.0   | ...     | ...   | ...   | ...   | ...   | ...   | ...       | ...  |
| 2022      | 122.8                | 1.9   | ...     | ...   | ...   | ...   | ...   | ...   | ...       | ...  |
| 2019. 2/4 | 110.2                | -2.9  | 111.9   | -4.9  | 112.0 | -5.5  | 139.9 | -6.9  | 109.6     | -6.0 |
| 3/4       | 111.0                | -2.9  | 111.0   | -1.8  | 119.9 | 3.2   | 237.4 | 58.5  | 117.1     | -7.2 |
| 4/4       | 115.5                | -0.2  | 110.7   | -2.0  | 138.2 | 15.3  | 192.9 | 29.5  | 119.4     | -2.4 |
| 2020. 1/4 | 110.8                | 5.8   | 107.4   | -6.0  | 111.0 | -8.8  | 137.9 | -6.9  | 94.2      | -9.0 |
| 2/4       | 99.2                 | -10.0 | 84.0    | -25.0 | 100.2 | -10.6 | 97.8  | -30.1 | 105.8     | -3.5 |
| 3/4       | 114.3                | 3.0   | 102.8   | -7.3  | 97.9  | -18.4 | 156.0 | -34.3 | 119.8     | 2.3  |
| 4/4       | 121.2                | 5.0   | 109.0   | -1.6  | 112.7 | -18.5 | 154.5 | -19.9 | 126.5     | 6.0  |
| 2021. 1/4 | 116.5                | 5.1   | 109.5   | 1.9   | 96.6  | -13.0 | 151.9 | 10.1  | 124.3     | 31.9 |
| 2/4       | 118.5                | 19.4  | 109.3   | 30.2  | 106.9 | 6.7   | 218.9 | 123.8 | 128.2     | 21.1 |
| 3/4       | 119.9                | 4.9   | 106.4   | 3.5   | 101.6 | 3.7   | ...   | ...   | 138.6     | 15.7 |
| 4/4       | 126.6                | 4.4   | ...     | ...   | ...   | ...   | ...   | ...   | ...       | ...  |
| 2022. 1/4 | 124.5                | 6.9   | ...     | ...   | ...   | ...   | ...   | ...   | ...       | ...  |
| 2/4       | 121.1                | 2.2   | ...     | ...   | ...   | ...   | ...   | ...   | ...       | ...  |
| 3/4       | 124.8                | 4.0   | ...     | ...   | ...   | ...   | ...   | ...   | ...       | ...  |
| 4/4       | 119.7                | -5.4  | ...     | ...   | ...   | ...   | ...   | ...   | ...       | ...  |
| 2023. 1/4 | 118.4                | -4.9  | ...     | ...   | ...   | ...   | ...   | ...   | ...       | ...  |

|           | 2) Volume of Imports |      |         |       |       |       |       |       |           |       |
|-----------|----------------------|------|---------|-------|-------|-------|-------|-------|-----------|-------|
|           | 3) Korea, Rep. of    |      | Germany |       | U.K.  |       | India |       | Hong Kong |       |
|           | ( )                  | ( )  | ( )     | ( )   | ( )   | ( )   | ( )   | ( )   | ( )       | ( )   |
| 2017      | 109.8                | 8.6  | 114.2   | 2.9   | 127.3 | 2.4   | 148.7 | 13.4  | 116.3     | 6.8   |
| 2018      | 111.3                | 1.4  | 116.8   | 2.2   | 127.6 | 0.2   | 157.2 | 5.7   | 123.1     | 5.9   |
| 2019      | 109.5                | -1.7 | 115.7   | -0.9  | 130.8 | 2.5   | 70.7  | -55.0 | 113.8     | -7.6  |
| 2020      | 113.2                | 3.3  | 108.5   | -6.2  | 113.1 | -13.5 | 58.9  | -16.7 | 110.8     | -2.6  |
| 2021      | 124.3                | 9.9  | ...     | ...   | ...   | ...   | ...   | ...   | ...       | ...   |
| 2022      | 129.8                | 4.4  | ...     | ...   | ...   | ...   | ...   | ...   | ...       | ...   |
| 2019. 2/4 | 109.3                | -1.7 | 115.5   | -1.9  | 123.7 | -0.9  | 179.1 | 15.4  | 113.3     | -7.3  |
| 3/4       | 109.5                | 2.7  | 113.7   | -2.3  | 126.6 | 0.6   | 155.6 | -4.0  | 116.0     | -10.9 |
| 4/4       | 111.9                | -2.1 | 114.7   | -1.4  | 125.6 | -5.0  | 147.8 | -2.3  | 118.4     | -6.6  |
| 2020. 1/4 | 109.0                | 1.5  | 113.2   | -4.7  | 117.2 | -20.4 | 149.3 | -3.7  | 97.2      | -9.5  |
| 2/4       | 110.9                | 1.5  | 97.4    | -15.7 | 88.5  | -28.4 | 109.3 | -39.0 | 104.7     | -7.6  |
| 3/4       | 112.3                | 2.5  | 108.0   | -5.0  | 110.9 | -12.4 | 127.6 | -18.0 | 115.2     | -0.7  |
| 4/4       | 120.8                | 7.9  | 115.5   | 0.7   | 135.8 | 8.1   | 144.8 | -2.0  | 126.3     | 6.7   |
| 2021. 1/4 | 121.9                | 11.9 | 114.8   | 1.4   | 113.1 | -3.5  | 157.8 | 5.7   | 120.9     | 24.4  |
| 2/4       | 123.5                | 11.4 | 117.8   | 20.9  | 112.9 | 27.6  | 156.3 | 43.0  | 128.0     | 22.2  |
| 3/4       | 122.6                | 9.2  | 113.4   | 5.0   | 121.2 | 9.2   | ...   | ...   | 136.4     | 18.4  |
| 4/4       | 128.7                | 6.6  | ...     | ...   | ...   | ...   | ...   | ...   | ...       | ...   |
| 2022. 1/4 | 130.1                | 6.7  | ...     | ...   | ...   | ...   | ...   | ...   | ...       | ...   |
| 2/4       | 123.4                | -0.1 | ...     | ...   | ...   | ...   | ...   | ...   | ...       | ...   |
| 3/4       | 133.7                | 9.1  | ...     | ...   | ...   | ...   | ...   | ...   | ...       | ...   |
| 4/4       | 131.9                | 2.5  | ...     | ...   | ...   | ...   | ...   | ...   | ...       | ...   |
| 2023. 1/4 | 132.2                | 1.6  | ...     | ...   | ...   | ...   | ...   | ...   | ...       | ...   |

: 1) FOB

2) CIF

3) 2015=100

:

, IMF 『International Financial Statistics』

## 8. 가 Unit Value of Exports and Imports

2010=100

|         | 가 <sup>1)</sup> Unit Value of Exports |       |         |     |        |      |            |      |           |      |
|---------|---------------------------------------|-------|---------|-----|--------|------|------------|------|-----------|------|
|         | 3) Korea, Rep. of                     |       | Denmark |     | Brazil |      | Costa Rica |      | Hong Kong |      |
|         | ( )                                   | ( )   | ( )     | ( ) | ( )    | ( )  | ( )        | ( )  | ( )       | ( )  |
| 2017    | 108.4                                 | 14.6  | 103.3   | 0.5 | 80.6   | 8.6  | 100.5      | 0.8  | 115.6     | 1.8  |
| 2018    | 119.8                                 | 10.5  | 104.4   | 1.0 | 85.5   | 6.0  | 100.9      | 0.4  | 118.5     | 2.5  |
| 2019    | 107.4                                 | -10.4 | 108.0   | 3.5 | 85.0   | -0.5 | 99.9       | -1.0 | 119.9     | 1.2  |
| 2020    | 101.3                                 | -5.6  | ...     | ... | 78.4   | -7.9 | 100.0      | 0.1  | 119.1     | -0.6 |
| 2021    | 128.1                                 | 26.4  | ...     | ... | 102.9  | 31.4 | ...        | ...  | ...       | ...  |
| 2022    | 136.8                                 | 6.8   | ...     | ... | ...    | ...  | ...        | ...  | ...       | ...  |
| 2021. 8 | 127.7                                 | 35.1  | ...     | ... | 106.7  | 49.1 | 103.6      | 3.7  | 126.1     | 6.2  |
| 9       | 134.9                                 | 18.6  | ...     | ... | 105.0  | 49.9 | ...        | ...  | 126.8     | 6.7  |
| 10      | 134.0                                 | 25.3  | ...     | ... | 105.0  | 33.3 | ...        | ...  | 128.3     | 7.9  |
| 11      | 140.5                                 | 26.9  | ...     | ... | 103.5  | 26.2 | ...        | ...  | ...       | ...  |
| 12      | 146.7                                 | 22.0  | ...     | ... | 102.3  | 26.5 | ...        | ...  | ...       | ...  |
| 2022. 1 | 135.3                                 | 22.7  | ...     | ... | ...    | ...  | ...        | ...  | ...       | ...  |
| 2       | 129.0                                 | 20.2  | ...     | ... | ...    | ...  | ...        | ...  | ...       | ...  |
| 3       | 154.0                                 | 21.5  | ...     | ... | ...    | ...  | ...        | ...  | ...       | ...  |
| 4       | 140.8                                 | 14.0  | ...     | ... | ...    | ...  | ...        | ...  | ...       | ...  |
| 5       | 147.1                                 | 20.1  | ...     | ... | ...    | ...  | ...        | ...  | ...       | ...  |
| 6       | 139.7                                 | 7.0   | ...     | ... | ...    | ...  | ...        | ...  | ...       | ...  |
| 7       | 142.4                                 | 7.5   | ...     | ... | ...    | ...  | ...        | ...  | ...       | ...  |
| 8       | 136.8                                 | 7.1   | ...     | ... | ...    | ...  | ...        | ...  | ...       | ...  |
| 9       | 138.2                                 | 2.4   | ...     | ... | ...    | ...  | ...        | ...  | ...       | ...  |
| 10      | 125.1                                 | -6.6  | ...     | ... | ...    | ...  | ...        | ...  | ...       | ...  |
| 11      | 124.3                                 | -11.5 | ...     | ... | ...    | ...  | ...        | ...  | ...       | ...  |
| 12      | 128.6                                 | -12.3 | ...     | ... | ...    | ...  | ...        | ...  | ...       | ...  |
| 2023. 1 | 110.8                                 | -18.1 | ...     | ... | ...    | ...  | ...        | ...  | ...       | ...  |

|         | 가 <sup>2)</sup> Unit Value of Imports |      |         |     |        |      |            |      |           |      |
|---------|---------------------------------------|------|---------|-----|--------|------|------------|------|-----------|------|
|         | 3) Korea, Rep. of                     |      | Denmark |     | Brazil |      | Costa Rica |      | Hong Kong |      |
|         | ( )                                   | ( )  | ( )     | ( ) | ( )    | ( )  | ( )        | ( )  | ( )       | ( )  |
| 2017    | 110.5                                 | 19.1 | 104.9   | 4.0 | 81.3   | 8.5  | 98.3       | 3.7  | 114.6     | 1.9  |
| 2018    | 123.7                                 | 12.0 | 107.5   | 2.5 | 92.0   | 13.2 | 102.3      | 4.1  | 117.6     | 2.6  |
| 2019    | 116.1                                 | -6.2 | 108.9   | 1.3 | 90.9   | -1.1 | 100.8      | -1.4 | 119.1     | 1.3  |
| 2020    | 107.9                                 | -7.1 | ...     | ... | 83.2   | -8.5 | 97.6       | -3.1 | 118.3     | -0.7 |
| 2021    | 142.6                                 | 32.2 | ...     | ... | 94.7   | 13.8 | ...        | ...  | ...       | ...  |
| 2022    | 170.1                                 | 19.3 | ...     | ... | ...    | ...  | ...        | ...  | ...       | ...  |
| 2021. 8 | 143.2                                 | 45.2 | ...     | ... | 91.6   | 14.9 | 110.0      | 13.4 | 125.3     | 6.0  |
| 9       | 144.2                                 | 33.9 | ...     | ... | 99.3   | 23.7 | ...        | ...  | 127.5     | 8.0  |
| 10      | 150.3                                 | 39.1 | ...     | ... | 98.8   | 22.9 | ...        | ...  | 128.3     | 8.2  |
| 11      | 159.3                                 | 42.9 | ...     | ... | 100.5  | 22.8 | ...        | ...  | ...       | ...  |
| 12      | 170.6                                 | 37.6 | ...     | ... | 116.3  | 23.8 | ...        | ...  | ...       | ...  |
| 2022. 1 | 168.0                                 | 35.4 | ...     | ... | ...    | ...  | ...        | ...  | ...       | ...  |
| 2       | 149.7                                 | 26.5 | ...     | ... | ...    | ...  | ...        | ...  | ...       | ...  |
| 3       | 178.8                                 | 28.8 | ...     | ... | ...    | ...  | ...        | ...  | ...       | ...  |
| 4       | 168.3                                 | 19.1 | ...     | ... | ...    | ...  | ...        | ...  | ...       | ...  |
| 5       | 176.4                                 | 31.9 | ...     | ... | ...    | ...  | ...        | ...  | ...       | ...  |
| 6       | 167.4                                 | 20.4 | ...     | ... | ...    | ...  | ...        | ...  | ...       | ...  |
| 7       | 182.2                                 | 22.5 | ...     | ... | ...    | ...  | ...        | ...  | ...       | ...  |
| 8       | 184.2                                 | 28.6 | ...     | ... | ...    | ...  | ...        | ...  | ...       | ...  |
| 9       | 170.3                                 | 18.1 | ...     | ... | ...    | ...  | ...        | ...  | ...       | ...  |
| 10      | 165.1                                 | 9.8  | ...     | ... | ...    | ...  | ...        | ...  | ...       | ...  |
| 11      | 164.5                                 | 3.2  | ...     | ... | ...    | ...  | ...        | ...  | ...       | ...  |
| 12      | 166.4                                 | -2.4 | ...     | ... | ...    | ...  | ...        | ...  | ...       | ...  |
| 2023. 1 | 164.4                                 | -2.2 | ...     | ... | ...    | ...  | ...        | ...  | ...       | ...  |

: 1) FOB

2) CIF

3)

, 2015=100

:

, IMF 『International Financial Statistics』

## 9. 가

### Comparative Price Levels

2023. 2

|                | Australia | Austria | Belgium | Canada | Chile | Czech Republic | Denmark | Estonia | Finland | France | Germany | Greece | 가   | Hungary | Iceland | Ireland | Israel | Italy | Japan | Ghana |
|----------------|-----------|---------|---------|--------|-------|----------------|---------|---------|---------|--------|---------|--------|-----|---------|---------|---------|--------|-------|-------|-------|
| Monetary Unit  | AUD       | EUR     | EUR     | CAD    | CLP   | CZK            | DKK     | EUR     | EUR     | EUR    | EUR     | EUR    | HUF | ISK     | EUR     | ILS     | EUR    | JPY   | OP    |       |
| Australia      | 100       | 121     | 120     | 112    | 165   | 142            | 96      | 139     | 108     | 126    | 128     | 158    | 183 | 90      | 95      | 93      | 134    | 131   | 308   |       |
| Austria        | 83        | 100     | 100     | 93     | 137   | 117            | 80      | 115     | 89      | 105    | 106     | 131    | 151 | 75      | 79      | 77      | 111    | 109   | 255   |       |
| Belgium        | 83        | 100     | 100     | 93     | 137   | 118            | 80      | 115     | 90      | 105    | 106     | 131    | 152 | 75      | 79      | 77      | 112    | 109   | 256   |       |
| Canada         | 89        | 108     | 107     | 100    | 147   | 126            | 86      | 124     | 96      | 113    | 114     | 141    | 163 | 80      | 85      | 83      | 120    | 117   | 275   |       |
| Chile          | 61        | 73      | 73      | 68     | 100   | 86             | 59      | 84      | 66      | 77     | 78      | 96     | 111 | 55      | 58      | 57      | 81     | 80    | 187   |       |
| Czech Rep.     | 71        | 85      | 85      | 79     | 116   | 100            | 68      | 98      | 76      | 89     | 90      | 112    | 129 | 64      | 67      | 66      | 95     | 93    | 218   |       |
| Denmark        | 104       | 125     | 125     | 116    | 171   | 147            | 100     | 144     | 112     | 131    | 132     | 164    | 190 | 93      | 99      | 97      | 139    | 136   | 320   |       |
| Estonia        | 72        | 87      | 87      | 81     | 119   | 102            | 69      | 100     | 78      | 91     | 92      | 114    | 132 | 65      | 69      | 67      | 97     | 95    | 222   |       |
| Finland        | 93        | 112     | 111     | 104    | 153   | 131            | 89      | 129     | 100     | 117    | 118     | 146    | 169 | 83      | 88      | 86      | 124    | 122   | 285   |       |
| France         | 79        | 96      | 95      | 89     | 131   | 112            | 76      | 110     | 86      | 100    | 101     | 125    | 145 | 71      | 76      | 74      | 106    | 104   | 244   |       |
| Germany        | 78        | 94      | 94      | 88     | 129   | 111            | 75      | 109     | 85      | 99     | 100     | 124    | 143 | 71      | 75      | 73      | 105    | 103   | 241   |       |
| Greece         | 63        | 76      | 76      | 71     | 104   | 90             | 61      | 88      | 68      | 80     | 81      | 100    | 116 | 57      | 60      | 59      | 85     | 83    | 195   |       |
| 가              | 55        | 66      | 66      | 61     | 90    | 77             | 53      | 76      | 59      | 69     | 70      | 86     | 100 | 49      | 52      | 51      | 73     | 72    | 169   |       |
| Iceland        | 111       | 134     | 134     | 124    | 183   | 157            | 107     | 154     | 120     | 140    | 142     | 175    | 203 | 100     | 106     | 103     | 149    | 146   | 342   |       |
| Ireland        | 105       | 126     | 126     | 117    | 173   | 148            | 101     | 145     | 113     | 132    | 134     | 165    | 191 | 94      | 100     | 98      | 140    | 138   | 323   |       |
| Israel         | 107       | 130     | 129     | 120    | 177   | 152            | 103     | 149     | 116     | 136    | 137     | 169    | 196 | 97      | 103     | 100     | 144    | 141   | 331   |       |
| Italy          | 75        | 90      | 90      | 83     | 123   | 106            | 72      | 104     | 81      | 94     | 95      | 118    | 136 | 67      | 71      | 69      | 100    | 98    | 230   |       |
| Japan          | 76        | 92      | 91      | 85     | 125   | 108            | 73      | 106     | 82      | 96     | 97      | 120    | 139 | 69      | 73      | 71      | 102    | 100   | 234   |       |
| Colombia       | 32        | 39      | 39      | 36     | 53    | 46             | 31      | 45      | 35      | 41     | 41      | 51     | 59  | 29      | 31      | 30      | 44     | 43    | 100   |       |
| Korea, Rep. of | 70        | 84      | 84      | 78     | 115   | 99             | 67      | 97      | 75      | 88     | 89      | 110    | 127 | 63      | 67      | 65      | 94     | 92    | 215   |       |
| Latvia         | 66        | 80      | 79      | 74     | 109   | 93             | 64      | 91      | 71      | 83     | 84      | 104    | 120 | 59      | 63      | 61      | 88     | 87    | 203   |       |
| Lithuania      | 61        | 73      | 73      | 68     | 100   | 86             | 59      | 84      | 66      | 77     | 78      | 96     | 111 | 55      | 58      | 57      | 82     | 80    | 188   |       |
| Luxembourg     | 97        | 116     | 116     | 108    | 159   | 137            | 93      | 134     | 104     | 122    | 123     | 152    | 176 | 87      | 92      | 90      | 129    | 127   | 297   |       |
| Mexico         | 60        | 72      | 72      | 67     | 98    | 85             | 58      | 83      | 64      | 75     | 76      | 94     | 109 | 54      | 57      | 56      | 80     | 79    | 184   |       |
| Netherlands    | 85        | 103     | 102     | 95     | 140   | 120            | 82      | 118     | 92      | 107    | 109     | 134    | 156 | 77      | 81      | 79      | 114    | 112   | 262   |       |
| New Zealand    | 94        | 113     | 113     | 105    | 154   | 132            | 90      | 130     | 101     | 118    | 119     | 148    | 171 | 84      | 89      | 87      | 125    | 123   | 288   |       |
| Norway         | 95        | 115     | 115     | 107    | 157   | 135            | 92      | 132     | 103     | 120    | 122     | 150    | 174 | 86      | 91      | 89      | 128    | 125   | 294   |       |
| Poland         | 47        | 57      | 57      | 53     | 78    | 67             | 46      | 66      | 51      | 60     | 60      | 75     | 86  | 43      | 45      | 44      | 63     | 62    | 146   |       |
| Portugal       | 65        | 78      | 78      | 72     | 106   | 91             | 62      | 90      | 70      | 81     | 82      | 102    | 118 | 58      | 62      | 60      | 87     | 85    | 199   |       |
| Slovak Rep.    | 72        | 86      | 86      | 80     | 118   | 101            | 69      | 99      | 77      | 90     | 92      | 113    | 131 | 65      | 68      | 67      | 96     | 94    | 221   |       |
| Slovenia       | 65        | 79      | 78      | 73     | 107   | 92             | 63      | 90      | 70      | 82     | 83      | 103    | 119 | 59      | 62      | 61      | 87     | 86    | 201   |       |
| Spain          | 70        | 85      | 84      | 79     | 116   | 99             | 68      | 97      | 76      | 89     | 90      | 111    | 128 | 63      | 67      | 65      | 94     | 92    | 216   |       |
| Sweden         | 88        | 107     | 106     | 99     | 146   | 125            | 85      | 123     | 95      | 112    | 113     | 140    | 162 | 80      | 84      | 82      | 119    | 116   | 272   |       |
| Switzerland    | 124       | 150     | 149     | 139    | 205   | 176            | 120     | 173     | 134     | 157    | 159     | 196    | 227 | 112     | 119     | 116     | 167    | 163   | 383   |       |
| Turkiye        | 31        | 37      | 37      | 34     | 50    | 43             | 30      | 43      | 33      | 39     | 39      | 48     | 56  | 28      | 29      | 29      | 41     | 40    | 94    |       |
| U.K.           | 87        | 105     | 105     | 97     | 143   | 123            | 84      | 121     | 94      | 110    | 111     | 137    | 159 | 78      | 83      | 81      | 117    | 114   | 268   |       |
| U.S.A.         | 92        | 111     | 111     | 103    | 152   | 130            | 89      | 128     | 99      | 116    | 118     | 145    | 168 | 83      | 88      | 86      | 124    | 121   | 284   |       |
| Costa Rica     | 62        | 75      | 74      | 69     | 102   | 88             | 60      | 86      | 67      | 78     | 79      | 98     | 113 | 56      | 59      | 58      | 83     | 81    | 191   |       |

: OECD <sup>®</sup> Purchasing Power Parities Statistics <sub>a</sub>



## 9. 가 ( ) Comparative Price Levels (Cont'd)

2023. 2

|                | Korea, Rep. of | Latvia | Lithuania | Luxembourg | Mexico | Netherlands | New Zealand | Norway | Poland | Portugal | Slovak Republic | Slovenia | Spain | Sweden | Switzerland | Turkiye | U.K. | U.S.A. | Costa Rica |
|----------------|----------------|--------|-----------|------------|--------|-------------|-------------|--------|--------|----------|-----------------|----------|-------|--------|-------------|---------|------|--------|------------|
| Monetary Unit  | KRW            | EUR    | EUR       | EUR        | MXN    | EUR         | NZD         | NOK    | PLN    | EUR      | EUR             | EUR      | EUR   | SEK    | CHF         | TRY     | GBP  | USD    | CRC        |
| Australia      | 143            | 152    | 164       | 104        | 167    | 117         | 107         | 105    | 211    | 155      | 139             | 153      | 143   | 113    | 80          | 326     | 115  | 109    | 162        |
| Austria        | 119            | 126    | 136       | 86         | 139    | 97          | 89          | 87     | 175    | 128      | 116             | 127      | 118   | 94     | 67          | 270     | 95   | 90     | 134        |
| Belgium        | 119            | 126    | 137       | 86         | 139    | 98          | 89          | 87     | 176    | 129      | 116             | 128      | 119   | 94     | 67          | 271     | 96   | 90     | 134        |
| Canada         | 128            | 136    | 147       | 93         | 150    | 105         | 95          | 94     | 189    | 138      | 125             | 137      | 127   | 101    | 72          | 291     | 103  | 97     | 144        |
| Chile          | 87             | 92     | 100       | 63         | 102    | 71          | 65          | 64     | 128    | 94       | 85              | 93       | 87    | 69     | 49          | 198     | 70   | 66     | 98         |
| Czech Rep.     | 101            | 107    | 116       | 73         | 118    | 83          | 75          | 74     | 149    | 109      | 99              | 108      | 101   | 80     | 57          | 231     | 81   | 77     | 114        |
| Denmark        | 149            | 157    | 170       | 108        | 174    | 122         | 111         | 109    | 219    | 161      | 145             | 159      | 148   | 117    | 83          | 339     | 119  | 113    | 168        |
| Estonia        | 103            | 109    | 118       | 75         | 121    | 85          | 77          | 76     | 152    | 112      | 101             | 111      | 103   | 82     | 58          | 235     | 83   | 78     | 116        |
| Finland        | 133            | 141    | 152       | 96         | 155    | 109         | 99          | 97     | 196    | 144      | 129             | 142      | 132   | 105    | 75          | 302     | 106  | 101    | 150        |
| France         | 114            | 120    | 130       | 82         | 133    | 93          | 85          | 83     | 167    | 123      | 111             | 122      | 113   | 90     | 64          | 259     | 91   | 86     | 128        |
| Germany        | 112            | 119    | 129       | 81         | 131    | 92          | 84          | 82     | 165    | 121      | 109             | 120      | 112   | 89     | 63          | 256     | 90   | 85     | 127        |
| Greece         | 91             | 96     | 104       | 66         | 106    | 74          | 68          | 66     | 134    | 98       | 88              | 97       | 90    | 72     | 51          | 207     | 73   | 69     | 102        |
| Hungary        | 78             | 83     | 90        | 57         | 92     | 64          | 58          | 57     | 116    | 85       | 76              | 84       | 78    | 62     | 44          | 179     | 63   | 59     | 88         |
| Iceland        | 159            | 168    | 182       | 115        | 186    | 130         | 119         | 117    | 235    | 172      | 155             | 170      | 158   | 126    | 89          | 362     | 128  | 121    | 180        |
| Ireland        | 150            | 159    | 172       | 109        | 175    | 123         | 112         | 110    | 221    | 162      | 146             | 161      | 149   | 118    | 84          | 342     | 120  | 114    | 169        |
| Israel         | 154            | 163    | 176       | 111        | 180    | 126         | 115         | 113    | 227    | 166      | 150             | 165      | 153   | 121    | 86          | 350     | 123  | 117    | 174        |
| Italy          | 107            | 113    | 123       | 77         | 125    | 88          | 80          | 78     | 158    | 116      | 104             | 114      | 106   | 84     | 60          | 243     | 86   | 81     | 121        |
| Japan          | 109            | 115    | 125       | 79         | 127    | 89          | 81          | 80     | 161    | 118      | 106             | 117      | 108   | 86     | 61          | 248     | 87   | 83     | 123        |
| Colombia       | 47             | 49     | 53        | 34         | 54     | 38          | 35          | 34     | 69     | 50       | 45              | 50       | 46    | 37     | 26          | 106     | 37   | 35     | 52         |
| Korea, Rep. of | 100            | 106    | 115       | 72         | 117    | 82          | 75          | 73     | 147    | 108      | 97              | 107      | 99    | 79     | 56          | 228     | 80   | 76     | 113        |
| Latvia         | 94             | 100    | 108       | 68         | 110    | 77          | 70          | 69     | 139    | 102      | 92              | 101      | 94    | 75     | 53          | 215     | 76   | 72     | 107        |
| Lithuania      | 87             | 92     | 100       | 63         | 102    | 72          | 65          | 64     | 129    | 94       | 85              | 93       | 87    | 69     | 49          | 199     | 70   | 66     | 98         |
| Luxembourg     | 138            | 146    | 159       | 100        | 162    | 113         | 103         | 101    | 204    | 150      | 135             | 148      | 138   | 109    | 78          | 315     | 111  | 105    | 156        |
| Mexico         | 86             | 91     | 98        | 62         | 100    | 70          | 64          | 63     | 126    | 93       | 83              | 92       | 85    | 68     | 48          | 195     | 69   | 65     | 97         |
| Netherlands    | 122            | 129    | 140       | 88         | 142    | 100         | 91          | 89     | 180    | 132      | 119             | 131      | 121   | 96     | 68          | 278     | 98   | 92     | 138        |
| New Zealand    | 134            | 142    | 154       | 97         | 157    | 110         | 100         | 98     | 198    | 145      | 131             | 144      | 133   | 106    | 75          | 305     | 108  | 102    | 151        |
| Norway         | 137            | 145    | 157       | 99         | 160    | 112         | 102         | 100    | 201    | 148      | 133             | 146      | 136   | 108    | 77          | 311     | 110  | 103    | 154        |
| Poland         | 68             | 72     | 78        | 49         | 79     | 56          | 51          | 50     | 100    | 73       | 66              | 73       | 67    | 54     | 38          | 154     | 54   | 51     | 77         |
| Portugal       | 92             | 98     | 106       | 67         | 108    | 76          | 69          | 68     | 136    | 100      | 90              | 99       | 92    | 73     | 52          | 211     | 74   | 70     | 104        |
| Slovak Rep.    | 103            | 109    | 118       | 74         | 120    | 84          | 77          | 75     | 151    | 111      | 100             | 110      | 102   | 81     | 58          | 234     | 82   | 78     | 116        |
| Slovenia       | 93             | 99     | 107       | 68         | 109    | 77          | 70          | 68     | 138    | 101      | 91              | 100      | 93    | 74     | 52          | 213     | 75   | 71     | 105        |
| Spain          | 101            | 106    | 115       | 73         | 117    | 82          | 75          | 74     | 148    | 109      | 98              | 108      | 100   | 79     | 56          | 229     | 81   | 76     | 113        |
| Sweden         | 127            | 134    | 145       | 92         | 148    | 104         | 94          | 93     | 187    | 137      | 123             | 136      | 126   | 100    | 71          | 288     | 102  | 96     | 143        |
| Switzerland    | 178            | 189    | 204       | 129        | 208    | 146         | 133         | 130    | 263    | 193      | 173             | 191      | 177   | 141    | 100         | 406     | 143  | 135    | 201        |
| Turkiye        | 44             | 47     | 50        | 32         | 51     | 36          | 33          | 32     | 65     | 47       | 43              | 47       | 44    | 35     | 25          | 100     | 35   | 33     | 50         |
| U.K.           | 125            | 132    | 143       | 90         | 146    | 102         | 93          | 91     | 184    | 135      | 121             | 134      | 124   | 98     | 70          | 284     | 100  | 94     | 141        |
| U.S.A.         | 132            | 140    | 151       | 95         | 154    | 108         | 98          | 97     | 195    | 143      | 129             | 141      | 131   | 104    | 74          | 301     | 106  | 100    | 149        |
| Costa Rica     | 89             | 94     | 102       | 64         | 104    | 73          | 66          | 65     | 131    | 96       | 86              | 95       | 88    | 70     | 50          | 202     | 71   | 67     | 100        |

## VI. 국민계정 NATIONAL ACCOUNTS

|                         |    |
|-------------------------|----|
| 1. 국내총생산(당해년가격) .....   | 78 |
| 2. GDP디플레이터(계절조정) ..... | 81 |
| 3. GDP성장률(기준년가격) .....  | 83 |
| 4. 정부소비지출(계절조정) .....   | 86 |
| 5. 민간소비지출(계절조정) .....   | 88 |
| 6. 총고정자본형성(계절조정) .....  | 90 |

### VI-1. 국내총생산(당해년가격)(GDP, Gross Domestic Product (Current Prices))

- 국내총생산(GDP)은 한 나라의 국토 내에서 생산한 부가가치 총액으로 내국인이나 외국인이 생산한 것을 불문하고 포함하되, 외국에 진출하여 생산한 것은 제외함. 자국화폐GDP를 기간평균환율로 나누어 계상함.

### VI-2. GDP디플레이터(계절조정)(GDP Deflator (Seasonally Adjusted))

- 명목GDP를 실질GDP로 나누어 사후적으로 얻어지는 값. GDP디플레이터는 국민 소득에 영향을 주는 모든 물가 요인을 포괄하는 종합물가지수로서 GDP라는 상품의 가격수준을 나타낸다고 할 수 있음.

### VI-3. GDP성장률(기준년가격)(GDP Growth Rates (Constant Prices))

- 기준년가격 GDP란 기준시점 GDP와 비교시점 GDP에 동일한 가격수준을 반영하여 비교성을 높이기 위하여 산출하는 자료로서, 특정기준시점의 가격을 적용하여 산출함.

$$\cdot \text{경제성장률}(\%) = \frac{\text{금년도 기준년가격 } GDP - \text{전년도 기준년가격 } GDP}{\text{전년도 기준년가격 } GDP} \times 100$$

# 1. ( 가 ) <sup>1)</sup> Gross Domestic Product (Current Prices)

In billion US\$

|           | 2)             | 2)     | 2)          | 2)     | 2)          | 2)     | 2)      |
|-----------|----------------|--------|-------------|--------|-------------|--------|---------|
|           | Korea, Rep. of | Greece | Netherlands | Norway | New Zealand | Taiwan | Denmark |
| 2017      | 1,623.3        | 199.4  | 832.1       | 401.8  | 203.5       | 590.8  | 332.2   |
| 2018      | 1,725.2        | 211.9  | 913.5       | 439.7  | 209.3       | 609.3  | 356.9   |
| 2019      | 1,651.0        | 205.2  | 910.1       | 408.8  | 210.7       | 611.3  | 346.5   |
| 2020      | 1,644.6        | 188.5  | 907.7       | 367.7  | 209.7       | 673.3  | 355.2   |
| 2021      | 1,810.2        | 214.9  | 1,011.7     | 490.2  | 249.2       | 775.8  | 398.2   |
| 2022      | 1,664.6        | 218.8  | 989.8       | 579.3  | 241.0       | 762.7  | 395.4   |
| 2019. 1/4 | 404.8          | 47.2   | 227.8       | 105.3  | 53.1        | 148.5  | 86.7    |
| 2/4       | 412.3          | 51.8   | 227.3       | 103.9  | 52.6        | 148.1  | 86.8    |
| 3/4       | 409.6          | 55.3   | 226.7       | 100.8  | 52.4        | 152.8  | 86.6    |
| 4/4       | 424.8          | 50.8   | 228.2       | 100.1  | 52.5        | 161.9  | 86.5    |
| 2020. 1/4 | 385.5          | 44.8   | 224.6       | 94.6   | 51.6        | 156.1  | 87.1    |
| 2/4       | 389.9          | 41.8   | 206.9       | 81.0   | 45.4        | 158.3  | 81.7    |
| 3/4       | 417.6          | 52.0   | 235.2       | 93.7   | 55.9        | 173.1  | 92.2    |
| 4/4       | 454.8          | 50.5   | 242.2       | 98.3   | 57.4        | 185.8  | 94.9    |
| 2021. 1/4 | 434.0          | 47.7   | 245.9       | 110.5  | 61.6        | 186.7  | 96.7    |
| 2/4       | 458.8          | 52.5   | 256.0       | 117.9  | 63.8        | 187.0  | 99.8    |
| 3/4       | 457.0          | 59.6   | 256.9       | 120.6  | 60.9        | 194.6  | 100.0   |
| 4/4       | 460.5          | 54.8   | 252.2       | 139.3  | 62.7        | 207.6  | 101.6   |
| 2022. 1/4 | 422.9          | 52.5   | 253.9       | 149.1  | 61.8        | 201.6  | 101.0   |
| 2/4       | 429.3          | 54.3   | 248.0       | 144.5  | 61.3        | 186.8  | 100.6   |
| 3/4       | 408.3          | 58.0   | 240.1       | 149.7  | 59.7        | 188.0  | 96.8    |
| 4/4       | 407.6          | 53.6   | 248.4       | 133.8  | 58.5        | 186.3  | 97.4    |

|           | 2)      | 2)     | 2)         | 2)        | 2)      | 2)       | 2)      |
|-----------|---------|--------|------------|-----------|---------|----------|---------|
|           | Germany | Latvia | Luxembourg | Lithuania | Mexico  | U.S.A.   | Belgium |
| 2017      | 3,682.9 | 30.4   | 65.6       | 47.7      | 1,162.3 | 19,477.3 | 501.7   |
| 2018      | 3,971.9 | 34.4   | 71.0       | 53.7      | 1,226.6 | 20,533.1 | 542.9   |
| 2019      | 3,887.9 | 34.3   | 69.8       | 54.8      | 1,272.1 | 21,381.0 | 535.8   |
| 2020      | 3,880.7 | 34.5   | 73.8       | 56.8      | 1,094.8 | 21,060.5 | 524.0   |
| 2021      | 4,259.7 | 39.7   | 85.5       | 66.4      | 1,275.9 | 23,315.1 | 594.1   |
| 2022      | 4,066.8 | 41.1   | 82.2       | 70.3      | 1,418.6 | 25,462.7 | 581.0   |
| 2019. 1/4 | 977.9   | 8.6    | 17.2       | 13.6      | 314.9   | 5,253.3  | 133.4   |
| 2/4       | 971.9   | 8.6    | 17.6       | 13.8      | 318.9   | 5,318.1  | 133.4   |
| 3/4       | 970.6   | 8.5    | 17.5       | 13.6      | 317.8   | 5,383.0  | 134.0   |
| 4/4       | 974.4   | 8.6    | 17.5       | 13.9      | 321.0   | 5,426.6  | 135.0   |
| 2020. 1/4 | 962.0   | 8.6    | 17.7       | 13.8      | 312.1   | 5,384.5  | 130.8   |
| 2/4       | 878.7   | 7.9    | 17.1       | 13.2      | 217.2   | 4,909.2  | 114.8   |
| 3/4       | 1,002.2 | 8.8    | 19.1       | 14.6      | 270.2   | 5,340.6  | 138.3   |
| 4/4       | 1,036.9 | 9.3    | 20.0       | 15.2      | 303.2   | 5,426.2  | 141.3   |
| 2021. 1/4 | 1,048.2 | 9.6    | 20.9       | 15.8      | 311.4   | 5,578.5  | 145.8   |
| 2/4       | 1,068.2 | 9.9    | 21.3       | 16.7      | 320.8   | 5,761.7  | 148.6   |
| 3/4       | 1,075.3 | 10.0   | 21.4       | 16.8      | 324.0   | 5,887.6  | 150.4   |
| 4/4       | 1,057.1 | 10.0   | 21.8       | 17.1      | 320.3   | 6,087.3  | 149.1   |
| 2022. 1/4 | 1,060.0 | 10.5   | 21.7       | 17.8      | 334.7   | 6,185.1  | 151.2   |
| 2/4       | 1,018.0 | 10.1   | 20.9       | 17.6      | 354.1   | 6,312.1  | 145.9   |
| 3/4       | 976.2   | 9.9    | 20.0       | 17.4      | 358.1   | 6,431.0  | 140.7   |
| 4/4       | 1,010.3 | 10.4   | 19.7       | 17.8      | 372.8   | 6,534.5  | 144.2   |

: 1) ( , , , , , , ) GDP

2) , OECD 『Main Economic Indicators』 , ( <https://eng.stat.gov.tw> )

# 1. ( 가 ) ( )<sup>1)</sup>

## Gross Domestic Product (Current Prices)(Cont'd)

In billion US\$

|           | 2)     | 2)          | 2)      | 2)              | 2)       | 2)      | 2)      |
|-----------|--------|-------------|---------|-----------------|----------|---------|---------|
|           | Sweden | Switzerland | Spain   | Slovak Republic | Slovenia | Iceland | Ireland |
| 2017      | 541.1  | 695.2       | 1,310.4 | 95.4            | 48.5     | 24.7    | 335.7   |
| 2018      | 555.6  | 725.6       | 1,420.8 | 106.1           | 54.1     | 26.3    | 385.5   |
| 2019      | 534.0  | 721.4       | 1,394.2 | 105.7           | 54.3     | 24.7    | 399.3   |
| 2020      | 547.1  | 739.8       | 1,274.0 | 106.4           | 53.6     | 21.6    | 424.9   |
| 2021      | 636.8  | 800.5       | 1,427.3 | 116.5           | 61.7     | 25.6    | 504.1   |
| 2022      | 586.3  | 807.9       | 1,395.7 | 113.3           | 62.0     | 27.8    | 528.5   |
| 2019. 1/4 | 136.4  | 179.1       | 351.0   | 26.5            | 13.6     | 6.1     | 97.6    |
| 2/4       | 133.4  | 178.5       | 348.5   | 26.4            | 13.5     | 6.1     | 98.8    |
| 3/4       | 131.8  | 182.0       | 346.1   | 26.3            | 13.6     | 6.2     | 100.0   |
| 4/4       | 132.9  | 182.2       | 348.7   | 26.5            | 13.8     | 6.3     | 101.7   |
| 2020. 1/4 | 133.6  | 182.9       | 327.5   | 25.9            | 13.1     | 5.8     | 102.8   |
| 2/4       | 123.2  | 170.2       | 269.8   | 24.0            | 11.9     | 4.8     | 96.3    |
| 3/4       | 142.5  | 191.3       | 335.5   | 28.0            | 14.0     | 5.4     | 114.5   |
| 4/4       | 149.3  | 195.5       | 344.1   | 28.8            | 14.4     | 5.6     | 113.5   |
| 2021. 1/4 | 157.5  | 195.4       | 348.6   | 28.6            | 14.9     | 5.9     | 120.7   |
| 2/4       | 158.3  | 199.2       | 352.9   | 29.5            | 15.3     | 6.2     | 126.4   |
| 3/4       | 158.5  | 202.0       | 360.1   | 29.4            | 15.4     | 6.7     | 130.5   |
| 4/4       | 161.0  | 202.9       | 365.2   | 29.0            | 15.8     | 6.8     | 126.0   |
| 2022. 1/4 | 153.2  | 205.9       | 359.5   | 29.1            | 15.9     | 7.1     | 132.2   |
| 2/4       | 150.0  | 199.4       | 349.8   | 28.4            | 15.5     | 7.0     | 133.1   |
| 3/4       | 142.3  | 200.4       | 336.1   | 27.4            | 15.0     | 7.0     | 130.1   |
| 4/4       | 140.8  | 201.9       | 351.5   | 28.4            | 15.6     | 6.8     | 133.3   |

|           | 2)      | 2)      | 2)        | 2)      | 2)     | 2)      | 2)      |
|-----------|---------|---------|-----------|---------|--------|---------|---------|
|           | Estonia | U.K.    | Australia | Austria | Israel | Italy   | India   |
| 2017      | 26.9    | 2,684.9 | 1,381.2   | 416.4   | 358.3  | 1,957.6 | 2,553.4 |
| 2018      | 30.6    | 2,877.5 | 1,416.0   | 454.7   | 376.2  | 2,090.6 | 2,731.9 |
| 2019      | 31.1    | 2,856.5 | 1,385.8   | 444.6   | 402.5  | 2,011.1 | 2,805.5 |
| 2020      | 31.3    | 2,705.6 | 1,357.3   | 434.2   | 413.4  | 1,892.8 | 2,593.9 |
| 2021      | 37.2    | 3,122.9 | 1,645.5   | 480.3   | 488.5  | 2,114.2 | 3,074.3 |
| 2022      | 38.1    | 3,071.0 | 1,700.0   | 470.8   | 522.6  | 2,007.8 | 3,378.9 |
| 2019. 1/4 | 7.8     | 717.8   | 348.4     | 112.0   | 97.2   | 507.4   | 683.9   |
| 2/4       | 7.8     | 714.8   | 347.2     | 110.8   | 98.9   | 504.5   | 706.7   |
| 3/4       | 7.7     | 694.1   | 345.5     | 111.1   | 102.5  | 500.8   | 707.5   |
| 4/4       | 7.7     | 730.7   | 343.6     | 110.6   | 104.4  | 498.3   | 710.8   |
| 2020. 1/4 | 7.7     | 715.8   | 332.1     | 107.9   | 103.5  | 466.8   | 710.5   |
| 2/4       | 7.1     | 590.7   | 305.5     | 96.9    | 94.3   | 416.7   | 508.7   |
| 3/4       | 8.1     | 690.3   | 349.4     | 114.5   | 105.0  | 502.0   | 654.3   |
| 4/4       | 8.5     | 712.7   | 373.2     | 115.2   | 110.4  | 510.4   | 733.4   |
| 2021. 1/4 | 8.8     | 741.6   | 412.2     | 115.7   | 113.6  | 518.2   | 781.2   |
| 2/4       | 9.2     | 786.3   | 421.2     | 120.8   | 118.4  | 532.5   | 693.2   |
| 3/4       | 9.5     | 795.5   | 401.3     | 124.1   | 124.0  | 536.8   | 775.7   |
| 4/4       | 9.6     | 799.2   | 410.6     | 119.7   | 132.2  | 524.5   | 830.1   |
| 2022. 1/4 | 9.7     | 813.6   | 425.2     | 120.9   | 132.8  | 522.8   | 849.5   |
| 2/4       | 9.5     | 776.2   | 437.5     | 118.7   | 130.4  | 507.1   | 848.9   |
| 3/4       | 9.2     | 737.3   | 422.5     | 114.4   | 130.0  | 479.9   | 842.8   |
| 4/4       | 9.6     | 750.1   | 414.4     | 117.1   | 129.8  | 501.2   | 839.9   |

# 1. ( 가 )( )<sup>1)</sup> Gross Domestic Product (Current Prices)(Cont'd)

In billion US\$

|           | 2)        | 2)      | 2)       | 2)             | 2)    | 2)      | 2)         |
|-----------|-----------|---------|----------|----------------|-------|---------|------------|
|           | Indonesia | Japan   | China    | Czech Republic | Chile | Canada  | Costa Rica |
| 2017      | 1,015.6   | 4,930.1 | 12,310.5 | 218.5          | 276.4 | 1,649.1 | 60.5       |
| 2018      | 1,042.3   | 5,040.2 | 13,894.9 | 249.0          | 295.1 | 1,724.9 | 62.4       |
| 2019      | 1,119.1   | 5,116.3 | 14,280.0 | 252.6          | 278.3 | 1,743.5 | 64.4       |
| 2020      | 1,059.1   | 5,049.4 | 14,687.7 | 246.0          | 254.4 | 1,647.5 | 62.4       |
| 2021      | 1,186.5   | 5,005.0 | 17,820.4 | 281.7          | 316.4 | 2,002.0 | 64.6       |
| 2022      | 1,319.1   | 4,233.4 | 17,963.2 | 291.0          | 300.7 | 2,139.6 | 68.6       |
| 2019. 1/4 | 273.9     | 1,266.9 | 3,219.7  | 62.9           | 72.5  | 426.6   | 15.3       |
| 2/4       | 277.1     | 1,275.7 | 3,536.2  | 63.0           | 71.6  | 432.3   | 15.9       |
| 3/4       | 282.0     | 1,308.4 | 3,576.9  | 63.1           | 70.3  | 439.7   | 16.6       |
| 4/4       | 286.1     | 1,265.4 | 3,931.4  | 63.7           | 64.5  | 445.1   | 16.6       |
| 2020. 1/4 | 281.9     | 1,272.1 | 2,940.6  | 62.6           | 63.4  | 423.3   | 16.9       |
| 2/4       | 245.3     | 1,191.9 | 3,502.9  | 54.4           | 56.7  | 361.5   | 15.0       |
| 3/4       | 259.5     | 1,271.9 | 3,822.7  | 63.8           | 63.2  | 420.1   | 15.0       |
| 4/4       | 273.5     | 1,312.4 | 4,466.8  | 65.8           | 70.8  | 445.3   | 15.4       |
| 2021. 1/4 | 286.4     | 1,294.5 | 3,846.2  | 68.2           | 77.7  | 478.3   | 15.7       |
| 2/4       | 289.2     | 1,258.2 | 4,379.7  | 71.3           | 81.4  | 501.4   | 15.9       |
| 3/4       | 295.6     | 1,244.1 | 4,502.8  | 72.2           | 79.7  | 502.3   | 16.4       |
| 4/4       | 315.4     | 1,212.9 | 5,100.5  | 70.0           | 77.3  | 520.3   | 16.4       |
| 2022. 1/4 | 320.2     | 1,189.4 | 4,277.5  | 74.7           | 79.5  | 536.5   | 16.7       |
| 2/4       | 336.0     | 1,076.9 | 4,442.8  | 72.6           | 76.2  | 553.4   | 16.4       |
| 3/4       | 334.4     | 1,000.9 | 4,511.0  | 71.4           | 71.5  | 537.4   | 17.1       |
| 4/4       | 328.4     | 991.1   | 4,705.8  | 72.5           | 73.9  | 513.4   | 18.6       |

|           | 2)       | 2)      | 2)       | 2)     | 2)      | 2)      | 가 2)    |
|-----------|----------|---------|----------|--------|---------|---------|---------|
|           | Colombia | Turkiye | Portugal | Poland | France  | Finland | Hungary |
| 2017      | 311.9    | 858.9   | 220.9    | 524.6  | 2,589.6 | 255.1   | 143.1   |
| 2018      | 334.1    | 776.7   | 242.2    | 588.8  | 2,789.2 | 275.5   | 160.6   |
| 2019      | 323.1    | 759.6   | 240.0    | 596.0  | 2,728.6 | 268.5   | 164.1   |
| 2020      | 270.0    | 719.5   | 228.5    | 599.5  | 2,632.9 | 271.3   | 157.2   |
| 2021      | 318.5    | 818.0   | 254.0    | 679.6  | 2,957.7 | 296.4   | 182.3   |
| 2022      | 343.7    | 906.0   | 251.6    | 688.2  | 2,779.2 | 280.5   | 178.8   |
| 2019. 1/4 | 81.9     | 190.5   | 60.2     | 147.2  | 686.1   | 67.3    | 41.6    |
| 2/4       | 81.2     | 180.5   | 59.8     | 149.6  | 686.3   | 67.4    | 41.2    |
| 3/4       | 80.2     | 193.0   | 59.9     | 147.1  | 680.7   | 66.9    | 40.7    |
| 4/4       | 79.8     | 195.9   | 60.1     | 151.4  | 678.4   | 66.9    | 40.7    |
| 2020. 1/4 | 75.6     | 193.8   | 57.7     | 151.5  | 644.7   | 67.0    | 40.8    |
| 2/4       | 56.9     | 157.2   | 49.9     | 133.8  | 578.2   | 63.1    | 34.4    |
| 3/4       | 65.6     | 186.0   | 59.9     | 153.8  | 700.1   | 69.9    | 40.2    |
| 4/4       | 72.7     | 183.1   | 61.4     | 161.0  | 715.7   | 71.7    | 42.0    |
| 2021. 1/4 | 78.9     | 209.5   | 61.6     | 167.1  | 730.5   | 72.8    | 43.1    |
| 2/4       | 76.1     | 197.3   | 63.9     | 171.6  | 741.4   | 74.9    | 46.3    |
| 3/4       | 79.3     | 217.0   | 64.6     | 168.8  | 749.3   | 74.6    | 46.2    |
| 4/4       | 84.0     | 197.1   | 63.8     | 171.8  | 734.2   | 74.0    | 46.6    |
| 2022. 1/4 | 87.2     | 201.3   | 65.0     | 177.6  | 726.1   | 73.1    | 48.0    |
| 2/4       | 92.8     | 226.6   | 63.2     | 172.5  | 697.1   | 70.7    | 45.1    |
| 3/4       | 85.8     | 226.7   | 60.6     | 162.4  | 669.0   | 67.9    | 42.7    |
| 4/4       | 79.4     | 245.1   | 63.0     | 175.6  | 689.3   | 69.1    | 43.7    |

## 2. GDP ( ) GDP Deflator (Seasonally Adjusted)

2015=100

|          | Korea, Rep. of | Netherlands | Norway | New Zealand | Denmark | Germany | Latvia |
|----------|----------------|-------------|--------|-------------|---------|---------|--------|
| 2017     | 104.3          | 101.7       | 102.4  | 105.0       | 101.4   | 102.9   | 103.8  |
| 2018     | 104.8          | 104.2       | 109.3  | 106.5       | 102.2   | 104.9   | 107.9  |
| 2019     | 103.9          | 107.4       | 108.7  | 109.1       | 103.3   | 107.1   | 110.7  |
| 2020     | 105.5          | 109.4       | 106.0  | 111.5       | 106.0   | 109.1   | 111.8  |
| 2021     | 108.1          | 112.1       | 124.1  | 114.7       | 108.9   | 112.4   | 119.1  |
| 2022     | 109.5          | 118.0       | 158.9  | 121.2       | 117.2   | 118.6   | 135.8  |
| 2019.1/4 | 104.0          | 106.7       | 110.1  | 107.4       | 102.8   | 106.1   | 110.3  |
| 2/4      | 104.1          | 107.0       | 108.5  | 108.9       | 102.9   | 106.7   | 110.3  |
| 3/4      | 103.9          | 107.5       | 107.4  | 109.9       | 103.3   | 107.6   | 110.7  |
| 4/4      | 103.5          | 108.2       | 108.7  | 110.2       | 104.0   | 108.2   | 111.2  |
| 2020.1/4 | 103.6          | 108.7       | 108.3  | 111.5       | 105.8   | 108.9   | 113.2  |
| 2/4      | 105.8          | 108.8       | 103.5  | 111.4       | 105.6   | 109.9   | 110.9  |
| 3/4      | 106.4          | 109.5       | 104.7  | 112.0       | 105.9   | 108.3   | 110.4  |
| 4/4      | 106.2          | 110.7       | 107.0  | 110.9       | 106.6   | 109.2   | 112.1  |
| 2021.1/4 | 106.5          | 110.9       | 114.2  | 112.0       | 106.6   | 110.8   | 115.8  |
| 2/4      | 107.7          | 111.5       | 118.3  | 113.8       | 107.7   | 110.8   | 116.6  |
| 3/4      | 109.0          | 112.4       | 122.5  | 116.1       | 109.6   | 113.2   | 119.4  |
| 4/4      | 109.3          | 113.2       | 140.0  | 116.8       | 111.6   | 114.7   | 123.6  |
| 2022.1/4 | 109.1          | 115.9       | 153.3  | 119.0       | 113.5   | 116.3   | 129.7  |
| 2/4      | 109.9          | 116.2       | 156.3  | 120.7       | 117.6   | 117.6   | 131.7  |
| 3/4      | 109.2          | 119.0       | 169.8  | 122.2       | 119.6   | 118.7   | 137.7  |
| 4/4      | 109.7          | 120.7       | 154.3  | 122.6       | 118.1   | 121.8   | 143.0  |

|          | Luxembourg | U.S.A. | Belgium | Sweden | Switzerland | Spain | Slovak Republic |
|----------|------------|--------|---------|--------|-------------|-------|-----------------|
| 2017     | 101.0      | 102.9  | 103.8   | 103.7  | 99.1        | 101.6 | 100.7           |
| 2018     | 103.1      | 105.4  | 105.4   | 106.2  | 99.8        | 102.9 | 102.7           |
| 2019     | 104.6      | 107.3  | 107.3   | 108.9  | 99.7        | 104.4 | 105.3           |
| 2020     | 109.5      | 108.7  | 108.9   | 111.1  | 99.0        | 105.7 | 107.8           |
| 2021     | 116.3      | 113.6  | 112.1   | 114.2  | 100.0       | 108.1 | 110.4           |
| 2022     | 123.7      | 121.5  | 119.5   | 120.8  | 103.3       | 112.7 | 118.7           |
| 2019.1/4 | 103.0      | 106.6  | 106.3   | 108.5  | 100.0       | 104.1 | 104.4           |
| 2/4      | 104.7      | 107.2  | 106.8   | 108.5  | 99.8        | 104.1 | 105.1           |
| 3/4      | 105.2      | 107.5  | 107.7   | 108.8  | 99.5        | 104.2 | 105.5           |
| 4/4      | 105.2      | 107.9  | 108.2   | 109.5  | 99.5        | 105.2 | 106.2           |
| 2020.1/4 | 108.3      | 108.3  | 108.5   | 110.8  | 99.1        | 105.0 | 107.3           |
| 2/4      | 111.0      | 107.9  | 107.6   | 111.5  | 98.9        | 105.4 | 107.4           |
| 3/4      | 107.8      | 108.9  | 109.2   | 110.0  | 98.8        | 105.8 | 107.9           |
| 4/4      | 110.7      | 109.6  | 110.0   | 111.8  | 98.9        | 106.5 | 108.5           |
| 2021.1/4 | 112.0      | 110.9  | 110.8   | 113.1  | 99.0        | 106.9 | 108.1           |
| 2/4      | 114.4      | 112.6  | 111.0   | 113.1  | 99.8        | 106.8 | 109.5           |
| 3/4      | 117.1      | 114.3  | 112.3   | 114.4  | 100.2       | 108.1 | 111.1           |
| 4/4      | 120.8      | 116.3  | 114.1   | 116.4  | 100.9       | 110.5 | 112.8           |
| 2022.1/4 | 121.7      | 118.6  | 117.1   | 117.0  | 102.2       | 110.8 | 115.0           |
| 2/4      | 124.2      | 121.2  | 118.6   | 120.3  | 103.0       | 111.1 | 117.7           |
| 3/4      | 124.0      | 122.5  | 120.6   | 122.1  | 103.6       | 112.7 | 119.9           |
| 4/4      | 125.0      | 123.7  | 121.9   | 123.5  | 104.2       | 116.1 | 122.2           |

: OECD <sup>®</sup> Main Economic Indicators <sub>Ⓜ</sub>

## 2. GDP ( ) ( ) GDP Deflator (Seasonally Adjusted)(Cont'd)

2015=100

|          | Ireland | Estonia | U.K.  | Australia | Austria | Italy | Japan |
|----------|---------|---------|-------|-----------|---------|-------|-------|
| 2017     | 101.8   | 105.9   | 103.7 | 104.6     | 102.9   | 101.9 | 100.3 |
| 2018     | 102.9   | 111.0   | 105.5 | 107.0     | 104.8   | 103.0 | 100.3 |
| 2019     | 106.6   | 114.5   | 107.7 | 110.4     | 106.4   | 103.9 | 101.0 |
| 2020     | 104.9   | 113.9   | 114.1 | 111.3     | 109.1   | 105.6 | 101.9 |
| 2021     | 105.6   | 120.8   | 114.1 | 117.5     | 111.2   | 106.2 | 101.7 |
| 2022     | 111.2   | 140.8   | 120.3 | 126.8     | 116.8   | 109.4 | 102.0 |
| 2019.1/4 | 104.7   | 114.5   | 106.5 | 109.3     | 105.5   | 103.4 | 100.8 |
| 2/4      | 105.3   | 115.0   | 107.4 | 110.2     | 105.8   | 103.6 | 100.9 |
| 3/4      | 105.9   | 114.7   | 108.1 | 111.2     | 106.8   | 103.9 | 100.8 |
| 4/4      | 106.8   | 114.4   | 109.0 | 110.5     | 107.2   | 104.7 | 101.5 |
| 2020.1/4 | 105.7   | 113.0   | 110.4 | 111.2     | 107.8   | 104.6 | 101.8 |
| 2/4      | 104.9   | 112.4   | 118.7 | 110.0     | 109.4   | 106.2 | 102.3 |
| 3/4      | 104.0   | 115.3   | 114.3 | 110.9     | 109.3   | 105.5 | 102.0 |
| 4/4      | 106.1   | 115.2   | 114.1 | 112.5     | 109.7   | 105.9 | 101.7 |
| 2021.1/4 | 102.3   | 115.0   | 114.9 | 114.9     | 110.4   | 105.9 | 101.9 |
| 2/4      | 105.2   | 117.1   | 112.8 | 117.0     | 110.8   | 106.2 | 101.9 |
| 3/4      | 107.0   | 122.5   | 113.8 | 119.1     | 111.6   | 106.4 | 101.7 |
| 4/4      | 107.9   | 127.8   | 115.1 | 118.6     | 111.8   | 106.2 | 101.3 |
| 2022.1/4 | 107.5   | 132.0   | 117.2 | 123.0     | 114.1   | 107.7 | 102.0 |
| 2/4      | 111.6   | 138.1   | 119.4 | 126.8     | 115.7   | 109.0 | 101.9 |
| 3/4      | 112.1   | 142.7   | 121.2 | 127.4     | 117.7   | 108.7 | 101.4 |
| 4/4      | 113.0   | 149.5   | 123.5 | 129.4     | 119.0   | 112.1 | 102.5 |

|          | Czech Republic | Canada | Portugal | Poland | France | Finland | 가<br>Hungary |
|----------|----------------|--------|----------|--------|--------|---------|--------------|
| 2017     | 102.5          | 103.3  | 103.3    | 101.9  | 101.0  | 100.9   | 105.4        |
| 2018     | 105.1          | 105.0  | 105.1    | 103.1  | 102.0  | 102.9   | 110.5        |
| 2019     | 109.2          | 106.7  | 107.0    | 106.2  | 103.4  | 104.5   | 115.8        |
| 2020     | 113.9          | 107.3  | 109.1    | 110.8  | 106.2  | 106.2   | 123.2        |
| 2021     | 117.7          | 116.1  | 110.8    | 116.3  | 107.6  | 108.5   | 131.1        |
| 2022     | 127.8          | 124.6  | 115.7    | 129.7  | 110.9  | 113.1   | 151.2        |
| 2019.1/4 | 108.2          | 105.7  | 106.7    | 104.9  | 102.9  | 103.9   | 114.3        |
| 2/4      | 108.9          | 106.6  | 106.5    | 106.3  | 103.2  | 104.2   | 115.7        |
| 3/4      | 109.6          | 106.7  | 107.3    | 105.8  | 103.5  | 104.6   | 115.8        |
| 4/4      | 110.0          | 107.6  | 107.4    | 107.8  | 103.8  | 105.2   | 116.9        |
| 2020.1/4 | 112.4          | 106.5  | 108.3    | 108.4  | 105.0  | 106.2   | 121.1        |
| 2/4      | 113.4          | 105.3  | 110.3    | 110.2  | 109.1  | 106.7   | 124.1        |
| 3/4      | 114.4          | 107.8  | 108.9    | 110.0  | 105.0  | 106.0   | 122.4        |
| 4/4      | 115.3          | 109.5  | 109.1    | 114.5  | 106.3  | 105.8   | 126.0        |
| 2021.1/4 | 116.1          | 112.8  | 111.0    | 115.5  | 107.2  | 106.6   | 126.6        |
| 2/4      | 117.8          | 115.4  | 110.3    | 115.8  | 107.6  | 108.1   | 130.7        |
| 3/4      | 119.2          | 116.9  | 110.9    | 114.9  | 107.6  | 109.0   | 130.7        |
| 4/4      | 117.5          | 119.1  | 110.8    | 119.9  | 108.1  | 110.2   | 136.8        |
| 2022.1/4 | 123.3          | 122.7  | 112.4    | 121.3  | 109.1  | 111.0   | 141.7        |
| 2/4      | 125.9          | 126.5  | 115.1    | 127.7  | 109.9  | 112.1   | 147.3        |
| 3/4      | 131.0          | 125.0  | 116.3    | 128.7  | 111.4  | 114.1   | 155.5        |
| 4/4      | 130.9          | 124.1  | 118.9    | 140.5  | 113.2  | 115.1   | 160.9        |



### 3. GDP (가) <sup>1)</sup>

#### GDP Growth Rates (Constant Prices)

| : %      | In percent     |        |             |        |             |        |         |
|----------|----------------|--------|-------------|--------|-------------|--------|---------|
|          | 2)             | 2)     | 2)          | 2)     | 2)          | 2)     | 2)      |
|          | Korea, Rep. of | Greece | Netherlands | Norway | New Zealand | Taiwan | Denmark |
| 2017     | 3.2            | 1.1    | 2.9         | 2.5    | 4.1         | 3.3    | 2.8     |
| 2018     | 2.9            | 1.7    | 2.4         | 0.8    | 4.2         | 2.8    | 2.0     |
| 2019     | 2.2            | 1.9    | 2.0         | 1.1    | 3.2         | 3.1    | 1.5     |
| 2020     | -0.7           | -9.0   | -3.9        | -1.3   | -1.1        | 3.4    | -2.0    |
| 2021     | 4.1            | 8.4    | 4.9         | 3.9    | 6.0         | 6.5    | 4.9     |
| 2022     | 2.6            | 5.9    | 4.5         | 3.3    | 2.2         | 2.5    | 3.8     |
| 2019.1/4 | 1.9            | 1.7    | 2.0         | 0.5    | 3.6         | 2.1    | 1.4     |
| 2/4      | 2.3            | 2.4    | 1.8         | 1.1    | 2.8         | 3.0    | 1.9     |
| 3/4      | 2.1            | 2.1    | 1.9         | 1.0    | 3.8         | 3.4    | 1.8     |
| 4/4      | 2.7            | 1.1    | 1.9         | 1.8    | 2.6         | 3.7    | 0.9     |
| 2020.1/4 | 1.5            | -1.6   | -0.2        | 1.0    | 0.7         | 2.9    | 0.7     |
| 2/4      | -2.6           | -15.6  | -8.6        | -5.3   | -9.6        | 0.6    | -6.3    |
| 3/4      | -0.8           | -10.8  | -3.1        | -1.8   | 2.5         | 4.4    | -1.5    |
| 4/4      | -0.9           | -6.9   | -3.6        | -1.2   | 2.0         | 5.4    | -0.9    |
| 2021.1/4 | 2.2            | -1.9   | -2.0        | -0.6   | 4.9         | 9.3    | 0.3     |
| 2/4      | 6.3            | 14.6   | 10.3        | 6.5    | 19.0        | 7.9    | 9.0     |
| 3/4      | 4.0            | 12.4   | 5.5         | 5.5    | -0.7        | 4.1    | 3.8     |
| 4/4      | 4.2            | 8.6    | 6.1         | 4.7    | 2.4         | 5.2    | 6.5     |
| 2022.1/4 | 3.0            | 7.5    | 6.1         | 4.5    | 0.3         | 3.9    | 5.4     |
| 2/4      | 3.0            | 7.3    | 5.2         | 4.3    | -0.3        | 3.0    | 4.5     |
| 3/4      | 3.1            | 4.4    | 3.4         | 2.3    | 6.5         | 3.6    | 3.9     |
| 4/4      | 1.3            | 5.2    | 3.5         | 1.8    | 2.5         | -0.4   | 1.6     |

|          | 2)      | 2)     | 2)     | 2)         | 2)        | 2)     | 2)     |
|----------|---------|--------|--------|------------|-----------|--------|--------|
|          | Germany | Latvia | Russia | Luxembourg | Lithuania | Mexico | U.S.A. |
| 2017     | 2.7     | 3.3    | 1.8    | 1.3        | 4.3       | 2.1    | 2.2    |
| 2018     | 1.0     | 4.0    | 2.8    | 1.2        | 4.0       | 2.2    | 2.9    |
| 2019     | 1.1     | 2.6    | 2.0    | 2.3        | 4.6       | -0.2   | 2.3    |
| 2020     | -3.7    | -2.2   | -3.0   | -0.8       | -0.0      | -8.0   | -2.8   |
| 2021     | 2.6     | 4.1    | ...    | 5.1        | 6.0       | 4.7    | 5.9    |
| 2022     | 1.8     | 2.0    | ...    | 1.5        | 1.9       | 3.1    | 2.1    |
| 2019.1/4 | 1.4     | 4.0    | 1.4    | 1.0        | 4.6       | 0.2    | 2.2    |
| 2/4      | 0.5     | 3.0    | 3.1    | 3.3        | 4.8       | -0.1   | 2.1    |
| 3/4      | 1.5     | 1.9    | 1.9    | 2.4        | 4.6       | -0.2   | 2.3    |
| 4/4      | 0.9     | 1.3    | 0.8    | 2.6        | 4.4       | -0.6   | 2.6    |
| 2020.1/4 | -1.2    | 0.4    | 0.6    | 1.0        | 2.6       | -1.7   | 0.8    |
| 2/4      | -10.4   | -7.1   | -6.0   | -6.3       | -4.1      | -18.8  | -8.4   |
| 3/4      | -2.5    | -1.7   | -2.5   | 1.5        | 1.5       | -8.4   | -2.0   |
| 4/4      | -2.1    | -0.3   | -1.3   | 0.7        | 0.5       | -4.0   | -1.5   |
| 2021.1/4 | -2.2    | -0.4   | -0.4   | 4.0        | 2.5       | -2.6   | 1.2    |
| 2/4      | 10.2    | 9.4    | 7.6    | 10.6       | 9.9       | 19.3   | 12.5   |
| 3/4      | 1.8     | 4.5    | 3.8    | 2.0        | 5.1       | 4.3    | 5.0    |
| 4/4      | 1.2     | 2.4    | ...    | 4.2        | 6.2       | 1.1    | 5.7    |
| 2022.1/4 | 3.5     | 5.0    | ...    | 2.7        | 4.5       | 1.9    | 3.7    |
| 2/4      | 1.7     | 2.4    | ...    | 2.2        | 2.2       | 2.3    | 1.8    |
| 3/4      | 1.4     | 0.3    | ...    | 3.7        | 1.4       | 4.4    | 1.9    |
| 4/4      | 0.9     | 0.5    | ...    | -2.2       | -0.4      | 3.7    | 0.9    |

: 1)

:

2)

, OECD <sup>2)</sup> Main Economic Indicators <sup>3)</sup>, (<https://eng.stat.gov.tw>)

### 3. GDP ( 가 )( )<sup>1)</sup> GDP Growth Rates (Constant Prices)(Cont'd)

| : %      | In percent    |              |                   |             |                       |                |               |
|----------|---------------|--------------|-------------------|-------------|-----------------------|----------------|---------------|
|          | 2)<br>Belgium | 2)<br>Sweden | 2)<br>Switzerland | 2)<br>Spain | 2)<br>Slovak Republic | 2)<br>Slovenia | 2)<br>Iceland |
| 2017     | 1.6           | 2.6          | 1.4               | 3.0         | 2.9                   | 4.8            | 4.2           |
| 2018     | 1.8           | 2.0          | 2.9               | 2.3         | 4.0                   | 4.5            | 4.9           |
| 2019     | 2.2           | 2.0          | 1.1               | 2.0         | 2.5                   | 3.5            | 1.8           |
| 2020     | -5.4          | -2.2         | -2.4              | -11.3       | -3.4                  | -4.3           | -7.2          |
| 2021     | 6.1           | 5.4          | 4.2               | 5.5         | 3.0                   | 8.2            | 4.3           |
| 2022     | 3.1           | 2.6          | 2.1               | 5.5         | 1.7                   | 5.4            | 6.4           |
| 2019.1/4 | 2.1           | 2.1          | 1.0               | 2.4         | 3.6                   | 4.6            | 3.2           |
| 2/4      | 2.2           | 1.6          | 0.5               | 2.2         | 2.7                   | 2.8            | 1.2           |
| 3/4      | 2.5           | 2.6          | 1.4               | 1.9         | 1.9                   | 3.1            | 1.3           |
| 4/4      | 2.2           | 1.7          | 1.7               | 1.5         | 1.9                   | 3.1            | 1.5           |
| 2020.1/4 | -1.0          | 1.0          | 0.0               | -4.7        | -1.8                  | -2.4           | -4.1          |
| 2/4      | -12.8         | -7.7         | -7.4              | -21.9       | -9.3                  | -11.6          | -10.9         |
| 3/4      | -3.3          | -1.1         | -1.2              | -9.2        | -1.2                  | -1.7           | -7.0          |
| 4/4      | -4.4          | -1.4         | -1.5              | -9.5        | -1.3                  | -4.1           | -7.0          |
| 2021.1/4 | -0.2          | 0.3          | -0.1              | -4.4        | 0.1                   | 2.4            | -3.3          |
| 2/4      | 14.6          | 10.0         | 9.6               | 17.9        | 10.2                  | 15.7           | 7.1           |
| 3/4      | 5.0           | 4.3          | 3.9               | 4.2         | 1.2                   | 5.4            | 6.6           |
| 4/4      | 6.1           | 6.4          | 3.8               | 6.6         | 1.1                   | 10.3           | 7.3           |
| 2022.1/4 | 5.3           | 4.6          | 4.3               | 6.9         | 2.9                   | 9.6            | 8.3           |
| 2/4      | 4.1           | 4.0          | 2.5               | 7.8         | 1.3                   | 8.3            | 8.1           |
| 3/4      | 1.9           | 2.5          | 1.0               | 4.7         | 1.3                   | 3.9            | 5.5           |
| 4/4      | 1.4           | -0.1         | 0.8               | 2.6         | 1.2                   | 1.3            | 4.2           |

|          | 2)<br>Ireland | 2)<br>Estonia | 2)<br>U.K. | 2)<br>Australia | 2)<br>Austria | 2)<br>Israel | 2)<br>Italy |
|----------|---------------|---------------|------------|-----------------|---------------|--------------|-------------|
| 2017     | 9.0           | 5.8           | 2.4        | 2.4             | 2.3           | 4.4          | 1.7         |
| 2018     | 8.5           | 3.8           | 1.7        | 2.8             | 2.4           | 4.2          | 0.9         |
| 2019     | 5.4           | 3.7           | 1.6        | 1.9             | 1.5           | 4.1          | 0.5         |
| 2020     | 6.2           | -0.6          | -11.0      | -1.9            | -6.5          | -1.8         | -9.0        |
| 2021     | 13.6          | 8.0           | 7.6        | 5.2             | 4.6           | 8.5          | 7.0         |
| 2022     | 12.0          | -1.3          | 4.1        | 3.6             | 5.0           | 6.3          | 3.7         |
| 2019.1/4 | 5.2           | 4.4           | 1.9        | 2.0             | 2.4           | 3.7          | 0.7         |
| 2/4      | 4.7           | 3.7           | 1.6        | 1.7             | 1.7           | 3.9          | 0.8         |
| 3/4      | 6.2           | 3.1           | 1.6        | 1.9             | 1.8           | 4.2          | 0.8         |
| 4/4      | 6.4           | 3.2           | 1.3        | 2.2             | 0.1           | 4.2          | -0.3        |
| 2020.1/4 | 7.6           | 2.4           | -2.0       | 1.5             | -2.9          | 1.2          | -6.3        |
| 2/4      | -0.1          | -4.7          | -22.6      | -5.8            | -13.6         | -8.1         | -17.8       |
| 3/4      | 10.8          | -0.5          | -10.3      | -2.8            | -4.3          | -1.0         | -6.1        |
| 4/4      | 4.2           | 1.0           | -9.2       | -0.1            | -5.5          | 0.4          | -6.0        |
| 2021.1/4 | 10.8          | 3.1           | -7.7       | 2.1             | -4.3          | 1.3          | 0.2         |
| 2/4      | 19.6          | 13.5          | 24.4       | 10.3            | 12.5          | 15.5         | 16.8        |
| 3/4      | 9.9           | 9.1           | 8.5        | 4.1             | 5.3           | 8.2          | 5.2         |
| 4/4      | 14.0          | 6.7           | 8.9        | 4.6             | 6.4           | 10.5         | 6.9         |
| 2022.1/4 | 11.9          | 3.3           | 10.6       | 3.0             | 8.6           | 10.0         | 6.5         |
| 2/4      | 12.3          | -0.6          | 3.8        | 3.1             | 6.5           | 7.4          | 5.1         |
| 3/4      | 11.3          | -2.4          | 2.0        | 5.9             | 2.2           | 5.7          | 2.5         |
| 4/4      | 13.1          | -4.4          | 0.6        | 2.7             | 3.0           | 2.6          | 1.4         |

### 3. GDP (가) ( )<sup>1)</sup> GDP Growth Rates (Constant Prices)(Cont'd)

| : %      | In percent  |                 |             |                      |             |              |                  |
|----------|-------------|-----------------|-------------|----------------------|-------------|--------------|------------------|
|          | 2)<br>India | 2)<br>Indonesia | 2)<br>Japan | 2)<br>Czech Republic | 2)<br>Chile | 2)<br>Canada | 2)<br>Costa Rica |
| 2017     | 6.1         | 5.1             | 1.7         | 5.2                  | 1.4         | 3.0          | 4.2              |
| 2018     | 7.3         | 5.2             | 0.6         | 3.2                  | 4.0         | 2.8          | 2.6              |
| 2019     | 4.6         | 5.0             | -0.4        | 3.0                  | 0.7         | 1.9          | 2.4              |
| 2020     | -6.0        | -2.1            | -4.3        | -5.5                 | -6.1        | -5.1         | -4.3             |
| 2021     | 8.9         | 3.7             | 2.1         | 3.6                  | 11.7        | 5.0          | 7.8              |
| 2022     | 6.7         | 5.3             | 1.0         | 2.5                  | 2.4         | 3.4          | 4.3              |
| 2019.1/4 | 5.3         | 5.1             | -0.1        | 3.0                  | 1.9         | 1.9          | 1.4              |
| 2/4      | 5.5         | 5.1             | -0.1        | 3.1                  | 1.7         | 2.1          | 1.8              |
| 3/4      | 4.6         | 5.0             | 0.6         | 3.0                  | 2.2         | 1.8          | 2.5              |
| 4/4      | 3.2         | 4.8             | -2.0        | 2.8                  | -3.1        | 1.8          | 3.8              |
| 2020.1/4 | 2.3         | 2.9             | -1.8        | -1.5                 | -0.1        | -0.5         | 1.7              |
| 2/4      | -21.9       | -5.5            | -9.9        | -10.8                | -14.4       | -12.2        | -7.6             |
| 3/4      | -4.8        | -3.4            | -5.0        | -5.2                 | -10.4       | -4.7         | -6.8             |
| 4/4      | 1.0         | -2.2            | -0.5        | -4.6                 | -0.4        | -2.9         | -4.4             |
| 2021.1/4 | 2.3         | -0.5            | -1.1        | -1.9                 | 1.3         | 0.5          | -0.4             |
| 2/4      | 22.1        | 7.1             | 7.8         | 9.1                  | 17.9        | 12.1         | 10.4             |
| 3/4      | 8.9         | 3.8             | 1.7         | 3.8                  | 17.3        | 4.3          | 12.5             |
| 4/4      | 4.4         | 4.7             | 0.9         | 3.5                  | 12.4        | 3.9          | 9.6              |
| 2022.1/4 | 3.9         | 4.7             | 0.6         | 4.7                  | 7.2         | 3.1          | 6.4              |
| 2/4      | 13.5        | 5.5             | 1.4         | 3.5                  | 5.5         | 4.7          | 4.9              |
| 3/4      | 5.5         | 6.1             | 1.5         | 1.5                  | -0.0        | 3.8          | 2.5              |
| 4/4      | 4.2         | 4.9             | 0.4         | 0.3                  | -2.2        | 2.1          | 3.6              |

|          | 2)<br>Colombia | 2)<br>Turkiye | 2)<br>Portugal | 2)<br>Poland | 2)<br>France | 2)<br>Finland | 가) 2)<br>Hungary |
|----------|----------------|---------------|----------------|--------------|--------------|---------------|------------------|
| 2017     | 1.4            | 7.5           | 3.5            | 5.1          | 2.3          | 3.2           | 4.3              |
| 2018     | 2.6            | 3.0           | 2.8            | 5.9          | 1.9          | 1.1           | 5.4              |
| 2019     | 3.2            | 0.8           | 2.7            | 4.5          | 1.8          | 1.2           | 4.9              |
| 2020     | -7.3           | 1.9           | -8.3           | -2.0         | -7.8         | -2.4          | -4.5             |
| 2021     | 11.0           | 11.4          | 5.5            | 6.8          | 6.8          | 3.0           | 7.2              |
| 2022     | 7.5            | 5.6           | 6.7            | 4.9          | 2.6          | 2.1           | 4.6              |
| 2019.1/4 | 3.1            | -2.3          | 2.8            | 5.1          | 2.1          | 0.5           | 5.5              |
| 2/4      | 3.4            | -0.6          | 2.6            | 4.6          | 2.3          | 1.5           | 4.9              |
| 3/4      | 3.0            | 1.1           | 2.5            | 4.1          | 2.0          | 1.6           | 4.8              |
| 4/4      | 3.2            | 5.8           | 2.8            | 3.7          | 1.1          | 1.4           | 4.3              |
| 2020.1/4 | 0.1            | 4.4           | -2.6           | 3.1          | -5.1         | 0.4           | 1.7              |
| 2/4      | -16.6          | -8.6          | -17.8          | -7.3         | -18.6        | -6.7          | -13.2            |
| 3/4      | -9.1           | 5.6           | -6.2           | -1.7         | -3.6         | -2.1          | -4.2             |
| 4/4      | -3.4           | 5.3           | -6.6           | -2.2         | -4.2         | -1.1          | -3.3             |
| 2021.1/4 | 2.4            | 7.5           | -4.9           | -0.5         | 1.5          | -1.1          | -1.6             |
| 2/4      | 18.6           | 22.4          | 17.0           | 12.0         | 18.7         | 7.1           | 17.6             |
| 3/4      | 13.3           | 8.7           | 5.0            | 7.1          | 3.6          | 3.1           | 6.7              |
| 4/4      | 11.2           | 9.2           | 6.6            | 8.7          | 5.1          | 3.3           | 7.6              |
| 2022.1/4 | 7.8            | 7.2           | 11.9           | 10.5         | 4.8          | 3.5           | 7.9              |
| 2/4      | 12.1           | 7.0           | 7.4            | 5.6          | 4.2          | 3.0           | 6.1              |
| 3/4      | 7.7            | 4.1           | 4.8            | 4.5          | 1.0          | 1.7           | 3.8              |
| 4/4      | 2.9            | 3.5           | 3.2            | 0.4          | 0.5          | 0.3           | 0.9              |

## 4. ( ) Government Consumption (Seasonally Adjusted)

|          | Korea, Rep. of | Greece    | Netherlands | Norway     | New Zealand | Denmark    |
|----------|----------------|-----------|-------------|------------|-------------|------------|
|          | mln Won        | mln Euros | mln Euros   | mln Kroner | mln NZ\$    | mln Kroner |
| 2017.4/4 | 72,163,000     | 9,214     | 45,613      | 200,568    | 13,129      | 134,676    |
| 2018.1/4 | 74,073,700     | 9,112     | 46,567      | 203,358    | 13,321      | 135,775    |
| 2/4      | 75,196,200     | 8,696     | 46,548      | 205,509    | 13,572      | 136,369    |
| 3/4      | 76,738,300     | 8,988     | 47,376      | 206,955    | 13,846      | 137,276    |
| 4/4      | 78,684,500     | 8,889     | 48,185      | 210,789    | 14,082      | 137,580    |
| 2019.1/4 | 79,308,300     | 9,055     | 49,269      | 212,532    | 14,356      | 136,704    |
| 2/4      | 81,351,400     | 9,498     | 49,817      | 214,337    | 14,845      | 139,103    |
| 3/4      | 82,811,500     | 9,146     | 50,301      | 218,894    | 15,007      | 141,100    |
| 4/4      | 85,192,000     | 9,198     | 50,730      | 221,244    | 15,404      | 140,683    |
| 2020.1/4 | 86,623,200     | 9,392     | 51,180      | 224,047    | 15,706      | 142,654    |
| 2/4      | 87,278,000     | 9,265     | 50,404      | 223,264    | 16,157      | 141,767    |
| 3/4      | 87,882,300     | 9,423     | 52,748      | 227,870    | 16,532      | 142,570    |
| 4/4      | 88,310,900     | 9,628     | 53,097      | 229,692    | 16,954      | 148,435    |
| 2021.1/4 | 90,179,500     | 9,624     | 54,015      | 237,091    | 17,543      | 147,611    |
| 2/4      | 93,457,700     | 9,740     | 56,184      | 240,957    | 17,829      | 153,851    |
| 3/4      | 94,914,600     | 9,955     | 56,969      | 244,009    | 18,440      | 149,958    |
| 4/4      | 97,666,900     | 9,918     | 57,866      | 249,911    | 19,508      | 156,982    |
| 2022.1/4 | 98,534,400     | 9,955     | 58,151      | 253,960    | 19,737      | 154,223    |
| 2/4      | 99,657,600     | 10,085    | 58,786      | 256,891    | 20,216      | 154,803    |
| 3/4      | 100,284,000    | 10,068    | 59,648      | 260,079    | 20,408      | 155,089    |
| 4/4      | 104,217,900    | ...       | 60,456      | 265,132    | 20,084      | 156,028    |

|          | Germany   | Mexico    | U.S.A.   | Sweden     | Switzerland | Spain     |
|----------|-----------|-----------|----------|------------|-------------|-----------|
|          | mln Euros | mln Pesos | mln US\$ | mln Kronor | mln Francs  | mln Euros |
| 2017.4/4 | 165,078   | 656,854   | 691,727  | 304,944    | 19,845      | 54,790    |
| 2018.1/4 | 164,478   | 673,014   | 701,825  | 308,177    | 19,853      | 55,255    |
| 2/4      | 167,124   | 681,529   | 711,975  | 314,559    | 19,981      | 55,884    |
| 3/4      | 167,724   | 682,189   | 723,328  | 316,913    | 20,006      | 56,809    |
| 4/4      | 169,821   | 685,963   | 729,805  | 318,436    | 20,088      | 57,347    |
| 2019.1/4 | 172,003   | 689,525   | 735,675  | 322,742    | 20,173      | 57,957    |
| 2/4      | 174,553   | 689,688   | 749,921  | 323,437    | 20,262      | 58,522    |
| 3/4      | 177,836   | 695,870   | 757,597  | 326,940    | 20,400      | 58,879    |
| 4/4      | 178,764   | 710,874   | 765,586  | 327,289    | 20,565      | 59,570    |
| 2020.1/4 | 180,473   | 735,444   | 775,369  | 332,133    | 20,834      | 60,211    |
| 2/4      | 185,427   | 720,659   | 791,435  | 328,505    | 20,964      | 61,061    |
| 3/4      | 189,398   | 732,908   | 783,294  | 332,764    | 21,123      | 62,041    |
| 4/4      | 192,700   | 741,790   | 788,279  | 338,060    | 21,407      | 63,033    |
| 2021.1/4 | 191,395   | 746,834   | 822,667  | 345,346    | 21,850      | 63,720    |
| 2/4      | 200,165   | 768,088   | 831,839  | 349,886    | 22,084      | 64,401    |
| 3/4      | 201,083   | 761,667   | 843,269  | 353,572    | 22,349      | 64,997    |
| 4/4      | 204,853   | 768,552   | 855,956  | 358,562    | 22,485      | 65,523    |
| 2022.1/4 | 208,305   | 787,386   | 870,514  | 361,115    | 22,305      | 66,346    |
| 2/4      | 212,005   | 811,690   | 893,464  | 368,777    | 22,324      | 66,561    |
| 3/4      | 211,895   | 830,399   | 906,057  | 374,446    | 22,492      | 67,932    |
| 4/4      | 216,199   | 838,018   | 921,009  | 380,327    | 22,720      | 72,036    |

## 4. ( ) ( ) Government Consumption (Seasonally Adjusted)(Cont'd)

|          | Australia | U.K.       | Israel           | Indonesia   | Japan      | Czech Republic |
|----------|-----------|------------|------------------|-------------|------------|----------------|
|          | mln A\$   | mln Pounds | mln New Sheqalim | mln Rupiah  | mln Yen    | mln Koruny     |
| 2017.4/4 | 91,106    | 98,056     | 73,274           | 317,618,300 | 26,918,075 | 247,307        |
| 2018.1/4 | 92,752    | 98,582     | 74,721           | 327,689,100 | 27,189,850 | 255,693        |
| 2/4      | 93,358    | 98,837     | 74,373           | 334,893,300 | 27,203,000 | 259,137        |
| 3/4      | 95,383    | 99,728     | 76,203           | 332,960,400 | 27,189,300 | 266,040        |
| 4/4      | 97,711    | 101,211    | 77,055           | 343,095,800 | 27,287,850 | 269,105        |
| 2019.1/4 | 98,733    | 102,890    | 77,546           | 349,343,400 | 27,451,650 | 276,578        |
| 2/4      | 102,360   | 105,751    | 79,368           | 368,056,900 | 27,717,550 | 282,103        |
| 3/4      | 103,817   | 107,547    | 79,919           | 336,221,100 | 27,842,375 | 288,002        |
| 4/4      | 105,622   | 109,391    | 79,693           | 340,993,600 | 28,202,200 | 287,786        |
| 2020.1/4 | 108,618   | 108,895    | 80,466           | 376,383,200 | 28,073,450 | 307,773        |
| 2/4      | 111,882   | 121,295    | 81,620           | 352,630,600 | 27,898,150 | 299,940        |
| 3/4      | 114,178   | 121,224    | 83,798           | 390,448,600 | 28,523,700 | 304,536        |
| 4/4      | 115,380   | 123,700    | 84,894           | 371,709,200 | 28,686,400 | 330,342        |
| 2021.1/4 | 116,321   | 128,685    | 84,997           | 391,902,700 | 28,708,950 | 316,046        |
| 2/4      | 118,084   | 125,857    | 86,282           | 387,394,100 | 29,384,325 | 323,885        |
| 3/4      | 123,222   | 126,085    | 87,562           | 393,382,700 | 29,967,025 | 334,534        |
| 4/4      | 125,611   | 127,567    | 89,058           | 396,816,400 | 29,649,050 | 335,718        |
| 2022.1/4 | 129,916   | 133,089    | 88,703           | 367,262,300 | 29,994,250 | 337,621        |
| 2/4      | 129,659   | 127,736    | 90,577           | 368,996,900 | 30,034,650 | 334,832        |
| 3/4      | 131,619   | 131,531    | 92,214           | 388,582,800 | 30,508,775 | 338,919        |
| 4/4      | 132,835   | 132,134    | 94,533           | 375,850,700 | 30,665,400 | 351,384        |
|          | Chile     | Canada     | Turkiye          | Poland      | France     | 가<br>Hungary   |
|          | mln Pesos | mln C\$    | mln Liras        | mln Zlotys  | mln Euros  | mln Forint     |
| 2017.4/4 | 6,668,096 | 112,586    | 121,929          | 89,504      | 136,748    | 2,103,314      |
| 2018.1/4 | 6,924,182 | 113,770    | 124,849          | 90,383      | 136,831    | 2,100,077      |
| 2/4      | 6,961,703 | 115,179    | 133,497          | 92,668      | 137,439    | 2,093,395      |
| 3/4      | 6,866,282 | 115,953    | 142,177          | 94,613      | 137,577    | 2,150,237      |
| 4/4      | 7,391,175 | 117,467    | 151,440          | 96,935      | 138,297    | 2,199,391      |
| 2019.1/4 | 7,412,289 | 117,805    | 162,128          | 100,079     | 138,916    | 2,274,491      |
| 2/4      | 7,484,627 | 118,302    | 162,947          | 101,790     | 139,807    | 2,355,209      |
| 3/4      | 7,427,327 | 119,822    | 168,184          | 104,082     | 140,610    | 2,438,219      |
| 4/4      | 7,502,079 | 122,134    | 172,243          | 104,987     | 141,235    | 2,496,879      |
| 2020.1/4 | 7,796,985 | 123,613    | 184,976          | 107,609     | 141,789    | 2,474,724      |
| 2/4      | 8,028,592 | 122,935    | 185,867          | 108,888     | 141,062    | 2,599,349      |
| 3/4      | 8,122,499 | 127,282    | 192,139          | 111,544     | 144,873    | 2,561,944      |
| 4/4      | 8,306,218 | 130,120    | 203,018          | 114,422     | 148,279    | 2,679,654      |
| 2021.1/4 | 8,607,186 | 135,266    | 211,993          | 117,238     | 149,630    | 2,819,043      |
| 2/4      | 8,725,219 | 135,702    | 222,589          | 120,457     | 151,401    | 2,833,061      |
| 3/4      | 8,919,647 | 137,556    | 251,932          | 123,298     | 152,377    | 2,869,027      |
| 4/4      | 8,977,043 | 140,094    | 260,131          | 128,029     | 152,738    | 2,992,501      |
| 2022.1/4 | 9,375,869 | 145,011    | 357,535          | 131,251     | 154,599    | 3,594,087      |
| 2/4      | 9,235,273 | 144,223    | 403,657          | 136,491     | 154,397    | 3,168,839      |
| 3/4      | 9,657,343 | 146,380    | 476,795          | 141,601     | 157,384    | 3,394,011      |
| 4/4      | 9,551,431 | 148,618    | ...              | 145,781     | 159,236    | 3,449,886      |

## 5. ( ) Household Consumption Expenditure (Seasonally Adjusted)

|          | Korea, Rep. of | Greece    | Netherlands | Norway     | New Zealand | Denmark    |
|----------|----------------|-----------|-------------|------------|-------------|------------|
|          | mln Won        | mln Euros | mln Euros   | mln Kroner | mln NZ\$    | mln Kroner |
| 2017.4/4 | 221,868,300    | 30,804    | 82,539      | 375,559    | 42,148      | 258,533    |
| 2018.1/4 | 225,769,400    | 30,893    | 84,484      | 375,784    | 42,593      | 262,361    |
| 2/4      | 226,353,400    | 31,159    | 85,127      | 382,656    | 43,355      | 266,004    |
| 3/4      | 228,680,400    | 31,090    | 85,853      | 385,472    | 44,092      | 265,916    |
| 4/4      | 230,772,900    | 31,090    | 86,140      | 390,318    | 44,745      | 264,344    |
| 2019.1/4 | 230,715,500    | 31,585    | 87,302      | 393,196    | 44,957      | 271,105    |
| 2/4      | 233,104,300    | 31,517    | 88,065      | 393,919    | 45,538      | 270,025    |
| 3/4      | 234,294,300    | 31,148    | 88,815      | 399,402    | 46,108      | 269,618    |
| 4/4      | 237,819,600    | 32,163    | 89,385      | 401,011    | 46,550      | 274,228    |
| 2020.1/4 | 223,109,400    | 31,618    | 87,516      | 389,378    | 46,525      | 270,219    |
| 2/4      | 224,878,100    | 26,463    | 78,008      | 347,087    | 40,932      | 256,293    |
| 3/4      | 227,046,100    | 28,905    | 85,304      | 383,910    | 46,773      | 271,687    |
| 4/4      | 225,287,300    | 28,410    | 84,634      | 386,550    | 47,895      | 276,125    |
| 2021.1/4 | 229,601,600    | 29,035    | 82,750      | 373,472    | 51,150      | 268,991    |
| 2/4      | 239,415,400    | 30,504    | 89,063      | 386,917    | 51,280      | 285,721    |
| 3/4      | 240,306,100    | 31,251    | 93,390      | 420,071    | 48,295      | 289,864    |
| 4/4      | 246,456,600    | 33,195    | 94,301      | 438,217    | 51,480      | 297,298    |
| 2022.1/4 | 247,665,900    | 34,708    | 98,544      | 418,936    | 55,113      | 291,525    |
| 2/4      | 259,191,200    | 35,506    | 101,518     | 442,478    | 54,217      | 297,850    |
| 3/4      | 266,471,400    | 36,033    | 104,807     | 456,034    | 55,330      | 299,797    |
| 4/4      | 267,045,200    | ...       | 109,754     | 490,573    | 56,274      | 306,242    |

|          | Germany   | Mexico    | U.S.A.    | Sweden     | Switzerland | Spain     |
|----------|-----------|-----------|-----------|------------|-------------|-----------|
|          | mln Euros | mln Pesos | mln US\$  | mln Kronor | mln Francs  | mln Euros |
| 2017.4/4 | 431,922   | 3,656,015 | 3,372,682 | 536,287    | 92,043      | 171,920   |
| 2018.1/4 | 435,286   | 3,761,005 | 3,419,337 | 546,568    | 92,610      | 173,564   |
| 2/4      | 437,059   | 3,802,358 | 3,462,710 | 551,931    | 92,939      | 174,317   |
| 3/4      | 437,556   | 3,834,202 | 3,497,199 | 550,904    | 93,255      | 175,392   |
| 4/4      | 444,588   | 3,852,371 | 3,525,734 | 556,020    | 93,499      | 176,201   |
| 2019.1/4 | 449,030   | 3,879,307 | 3,536,474 | 559,461    | 93,662      | 176,060   |
| 2/4      | 450,450   | 3,952,864 | 3,580,937 | 566,991    | 94,111      | 175,253   |
| 3/4      | 451,626   | 4,033,004 | 3,620,549 | 568,396    | 93,837      | 181,509   |
| 4/4      | 456,321   | 4,013,972 | 3,654,761 | 572,862    | 94,002      | 181,713   |
| 2020.1/4 | 448,787   | 3,976,847 | 3,610,040 | 577,219    | 91,286      | 170,515   |
| 2/4      | 399,030   | 3,199,376 | 3,262,442 | 526,288    | 84,144      | 133,170   |
| 3/4      | 434,255   | 3,687,234 | 3,597,175 | 556,211    | 92,333      | 161,536   |
| 4/4      | 429,294   | 3,876,896 | 3,646,509 | 555,332    | 90,597      | 162,079   |
| 2021.1/4 | 418,527   | 4,023,543 | 3,782,871 | 575,878    | 87,262      | 163,401   |
| 2/4      | 432,806   | 4,180,146 | 3,953,386 | 588,593    | 90,799      | 166,440   |
| 3/4      | 456,873   | 4,228,914 | 4,036,824 | 610,477    | 93,258      | 171,762   |
| 4/4      | 463,203   | 4,421,405 | 4,129,494 | 623,090    | 93,914      | 177,152   |
| 2022.1/4 | 478,219   | 4,674,139 | 4,218,692 | 629,555    | 94,729      | 182,265   |
| 2/4      | 490,171   | 4,851,606 | 4,315,335 | 663,161    | 96,951      | 188,239   |
| 3/4      | 499,693   | 4,937,900 | 4,385,663 | 664,874    | 98,534      | 194,166   |
| 4/4      | 508,678   | 4,968,851 | 4,437,473 | 667,198    | 98,800      | 191,257   |

## 5. ( ) ( ) Household Consumption Expenditure (Seasonally Adjusted)(Cont'd)

|          | Australia  | U.K.       | Israel           | Indonesia     | Japan      | Czech Republic |
|----------|------------|------------|------------------|---------------|------------|----------------|
|          | mln A\$    | mln Pounds | mln New Sheqalim | mln Rupiah    | mln Yen    | mln Koruny     |
| 2017.4/4 | 253,187    | 341,433    | 173,785          | 2,005,190,300 | 75,865,350 | 620,365        |
| 2018.1/4 | 255,882    | 345,877    | 176,806          | 2,051,421,500 | 76,158,175 | 630,488        |
| 2/4      | 258,397    | 347,344    | 177,305          | 2,091,598,800 | 76,026,075 | 637,893        |
| 3/4      | 259,943    | 351,164    | 179,986          | 2,133,114,100 | 76,387,050 | 648,880        |
| 4/4      | 261,623    | 357,146    | 182,801          | 2,178,973,300 | 76,246,675 | 652,408        |
| 2019.1/4 | 263,068    | 356,762    | 185,675          | 2,224,261,600 | 76,150,550 | 666,338        |
| 2/4      | 265,781    | 360,544    | 187,036          | 2,277,138,200 | 76,359,375 | 675,722        |
| 3/4      | 266,660    | 361,455    | 186,930          | 2,317,881,800 | 77,033,450 | 683,600        |
| 4/4      | 268,599    | 361,280    | 192,278          | 2,352,650,300 | 74,840,800 | 686,380        |
| 2020.1/4 | 266,467    | 350,312    | 182,487          | 2,355,300,100 | 75,636,175 | 670,215        |
| 2/4      | 231,657    | 271,075    | 158,294          | 2,195,469,700 | 69,050,125 | 623,560        |
| 3/4      | 250,257    | 322,920    | 169,107          | 2,251,711,400 | 72,637,875 | 666,529        |
| 4/4      | 262,915    | 318,576    | 178,066          | 2,298,888,000 | 73,763,950 | 628,372        |
| 2021.1/4 | 268,116    | 310,285    | 180,344          | 2,324,836,900 | 73,002,400 | 637,595        |
| 2/4      | 272,622    | 343,400    | 191,764          | 2,358,029,400 | 73,372,725 | 695,746        |
| 3/4      | 260,290    | 357,763    | 196,409          | 2,326,239,600 | 72,655,100 | 727,154        |
| 4/4      | 278,867    | 364,114    | 204,470          | 2,434,829,900 | 74,949,125 | 710,343        |
| 2022.1/4 | 288,305    | 375,469    | 211,305          | 2,484,914,200 | 75,347,825 | 768,814        |
| 2/4      | 299,269    | 389,210    | 216,479          | 2,585,859,700 | 77,203,525 | 805,779        |
| 3/4      | 308,345    | 396,257    | 217,607          | 2,607,097,800 | 77,497,050 | 820,954        |
| 4/4      | 314,124    | 405,908    | 224,747          | 2,711,442,200 | 78,388,750 | 790,507        |
|          | Chile      | Canada     | Turkiye          | Poland        | France     | 가<br>Hungary   |
|          | mln Pesos  | mln C\$    | mln Liras        | mln Zlotys    | mln Euros  | mln Forint     |
| 2017.4/4 | 28,396,857 | 315,688    | 494,926          | 303,059       | 312,816    | 5,082,736      |
| 2018.1/4 | 28,749,257 | 319,320    | 507,189          | 305,898       | 315,994    | 5,169,554      |
| 2/4      | 29,360,453 | 322,644    | 519,000          | 310,263       | 317,409    | 5,282,892      |
| 3/4      | 29,567,822 | 325,684    | 539,065          | 314,711       | 319,653    | 5,407,068      |
| 4/4      | 29,832,007 | 326,514    | 546,686          | 320,462       | 320,859    | 5,507,625      |
| 2019.1/4 | 29,631,364 | 329,532    | 574,735          | 321,985       | 323,461    | 5,646,320      |
| 2/4      | 30,331,789 | 332,700    | 605,182          | 329,136       | 326,658    | 5,795,858      |
| 3/4      | 30,804,715 | 334,833    | 620,227          | 332,992       | 327,830    | 5,921,758      |
| 4/4      | 29,726,091 | 339,123    | 656,126          | 339,280       | 329,588    | 6,098,056      |
| 2020.1/4 | 30,814,832 | 331,889    | 680,739          | 340,073       | 313,649    | 6,160,862      |
| 2/4      | 24,720,457 | 283,590    | 622,771          | 302,504       | 278,484    | 5,563,122      |
| 3/4      | 29,527,441 | 322,538    | 759,383          | 341,021       | 327,986    | 6,031,142      |
| 4/4      | 32,421,308 | 325,760    | 802,858          | 337,793       | 311,205    | 6,213,217      |
| 2021.1/4 | 33,719,157 | 329,178    | 862,241          | 349,728       | 314,838    | 6,075,432      |
| 2/4      | 35,389,957 | 330,365    | 916,570          | 357,220       | 319,643    | 6,481,953      |
| 3/4      | 39,124,781 | 349,729    | 994,883          | 376,756       | 338,738    | 6,861,261      |
| 4/4      | 39,838,629 | 355,883    | 1,234,341        | 395,965       | 343,633    | 7,215,437      |
| 2022.1/4 | 40,766,310 | 363,603    | 1,693,681        | 409,567       | 344,438    | 7,600,350      |
| 2/4      | 41,517,684 | 378,992    | 2,066,532        | 430,947       | 353,228    | 8,053,459      |
| 3/4      | 42,318,487 | 381,280    | 2,209,392        | 441,879       | 360,457    | 8,496,671      |
| 4/4      | 42,856,313 | 387,269    | ...              | 457,227       | 363,169    | 9,049,636      |

## 6. ( ) Gross Fixed Capital Formation (Seasonally Adjusted)

|          | Korea, Rep. of | Greece    | Netherlands | Norway     | New Zealand | Denmark    |
|----------|----------------|-----------|-------------|------------|-------------|------------|
|          | mln Won        | mln Euros | mln Euros   | mln Kroner | mln NZ\$    | mln Kroner |
| 2017.4/4 | 146,088,400    | 5,137     | 38,148      | 205,230    | 17,016      | 121,320    |
| 2018.1/4 | 148,171,800    | 4,978     | 38,933      | 204,462    | 17,313      | 119,556    |
| 2/4      | 143,465,600    | 5,401     | 39,483      | 212,890    | 17,739      | 133,566    |
| 3/4      | 141,888,000    | 4,891     | 38,950      | 213,068    | 17,607      | 118,585    |
| 4/4      | 143,061,900    | 4,773     | 40,823      | 219,257    | 17,983      | 117,879    |
| 2019.1/4 | 140,312,400    | 4,893     | 41,757      | 225,665    | 18,619      | 123,269    |
| 2/4      | 144,904,400    | 4,714     | 42,929      | 238,899    | 18,925      | 120,292    |
| 3/4      | 144,897,100    | 5,132     | 44,238      | 243,955    | 18,932      | 123,927    |
| 4/4      | 148,888,200    | 4,875     | 43,977      | 248,720    | 19,187      | 123,378    |
| 2020.1/4 | 150,839,100    | 4,776     | 44,785      | 238,869    | 18,802      | 126,000    |
| 2/4      | 150,254,100    | 4,843     | 40,423      | 234,159    | 15,443      | 121,403    |
| 3/4      | 152,675,900    | 5,214     | 43,391      | 234,074    | 19,551      | 128,544    |
| 4/4      | 153,685,700    | 4,986     | 44,418      | 242,344    | 19,824      | 142,166    |
| 2021.1/4 | 159,416,500    | 5,443     | 45,176      | 237,900    | 21,089      | 135,485    |
| 2/4      | 162,296,900    | 5,795     | 45,776      | 240,796    | 21,319      | 142,227    |
| 3/4      | 164,237,500    | 6,195     | 46,326      | 243,637    | 20,445      | 140,562    |
| 4/4      | 168,083,400    | 6,550     | 47,392      | 254,828    | 23,458      | 147,865    |
| 2022.1/4 | 164,613,700    | 6,510     | 48,288      | 263,842    | 23,928      | 152,853    |
| 2/4      | 168,555,200    | 6,764     | 51,675      | 270,751    | 23,759      | 156,591    |
| 3/4      | 176,353,100    | 7,043     | 50,738      | 275,964    | 25,155      | 161,971    |
| 4/4      | 178,677,900    | ...       | 51,953      | 285,626    | 25,130      | 179,578    |

|          | Germany   | Mexico    | U.S.A.    | Sweden     | Switzerland | Spain     |
|----------|-----------|-----------|-----------|------------|-------------|-----------|
|          | mln Euros | mln Pesos | mln US\$  | mln Kronor | mln Francs  | mln Euros |
| 2017.4/4 | 170,935   | 1,232,158 | 1,032,899 | 291,221    | 47,232      | 55,814    |
| 2018.1/4 | 172,494   | 1,271,030 | 1,051,197 | 302,741    | 48,003      | 55,839    |
| 2/4      | 176,214   | 1,309,628 | 1,074,213 | 304,663    | 47,533      | 58,759    |
| 3/4      | 179,969   | 1,311,538 | 1,083,009 | 301,027    | 46,658      | 59,183    |
| 4/4      | 182,661   | 1,290,577 | 1,086,716 | 309,098    | 46,538      | 60,215    |
| 2019.1/4 | 184,258   | 1,293,196 | 1,101,251 | 306,127    | 47,472      | 62,418    |
| 2/4      | 185,732   | 1,257,525 | 1,119,604 | 298,751    | 47,262      | 61,972    |
| 3/4      | 187,765   | 1,251,194 | 1,133,322 | 307,321    | 47,311      | 62,803    |
| 4/4      | 187,645   | 1,241,484 | 1,131,294 | 323,315    | 48,706      | 62,309    |
| 2020.1/4 | 187,023   | 1,218,922 | 1,133,201 | 325,724    | 47,057      | 61,196    |
| 2/4      | 174,986   | 944,785   | 1,061,276 | 301,571    | 43,441      | 48,813    |
| 3/4      | 182,881   | 1,104,693 | 1,124,027 | 317,088    | 46,985      | 59,336    |
| 4/4      | 188,351   | 1,160,310 | 1,170,750 | 321,960    | 47,069      | 58,220    |
| 2021.1/4 | 188,426   | 1,237,086 | 1,200,516 | 332,871    | 47,312      | 57,530    |
| 2/4      | 195,056   | 1,270,128 | 1,224,968 | 337,845    | 48,332      | 58,485    |
| 3/4      | 196,381   | 1,330,415 | 1,243,589 | 350,771    | 48,739      | 60,169    |
| 4/4      | 199,420   | 1,377,174 | 1,270,507 | 363,605    | 50,263      | 62,366    |
| 2022.1/4 | 210,284   | 1,443,355 | 1,310,730 | 375,420    | 48,797      | 64,903    |
| 2/4      | 216,274   | 1,501,449 | 1,325,869 | 394,628    | 49,704      | 65,604    |
| 3/4      | 222,600   | 1,523,351 | 1,344,248 | 406,434    | 50,359      | 68,137    |
| 4/4      | 219,519   | 1,561,258 | 1,349,832 | 409,410    | 51,228      | 66,623    |



## 6. ( ) ( ) Gross Fixed Capital Formation (Seasonally Adjusted)(Cont'd)

|          | Australia  | U.K.       | Israel           | Indonesia     | Japan      | Czech Republic |
|----------|------------|------------|------------------|---------------|------------|----------------|
|          | mln A\$    | mln Pounds | mln New Sheqalim | mln Rupiah    | mln Yen    | mln Koruny     |
| 2017.4/4 | 111,350    | 96,913     | 72,842           | 1,134,470,900 | 34,777,850 | 323,021        |
| 2018.1/4 | 113,311    | 95,841     | 77,668           | 1,160,218,800 | 35,010,025 | 338,446        |
| 2/4      | 113,801    | 95,764     | 78,014           | 1,181,228,200 | 35,458,475 | 351,678        |
| 3/4      | 115,027    | 97,066     | 78,543           | 1,215,085,900 | 34,835,400 | 365,887        |
| 4/4      | 113,607    | 97,478     | 81,082           | 1,234,678,300 | 35,372,175 | 368,664        |
| 2019.1/4 | 113,419    | 100,043    | 80,629           | 1,251,025,200 | 35,675,450 | 376,761        |
| 2/4      | 111,875    | 99,765     | 80,028           | 1,273,769,000 | 35,804,300 | 381,149        |
| 3/4      | 113,927    | 102,012    | 81,564           | 1,293,382,700 | 36,273,800 | 398,020        |
| 4/4      | 113,893    | 101,545    | 82,600           | 1,303,194,500 | 34,744,550 | 412,291        |
| 2020.1/4 | 113,449    | 98,150     | 79,595           | 1,275,940,600 | 35,554,075 | 380,691        |
| 2/4      | 107,215    | 80,263     | 73,823           | 1,173,438,600 | 33,962,425 | 376,089        |
| 3/4      | 108,589    | 92,277     | 76,957           | 1,212,061,200 | 33,709,050 | 375,573        |
| 4/4      | 113,366    | 95,192     | 83,170           | 1,235,609,200 | 34,145,800 | 383,944        |
| 2021.1/4 | 119,717    | 93,412     | 85,727           | 1,282,576,000 | 34,857,825 | 378,036        |
| 2/4      | 125,134    | 97,704     | 88,617           | 1,296,601,800 | 35,413,150 | 398,464        |
| 3/4      | 127,971    | 101,130    | 91,820           | 1,306,877,200 | 35,088,550 | 402,578        |
| 4/4      | 129,954    | 101,245    | 96,617           | 1,341,798,900 | 35,323,325 | 409,073        |
| 2022.1/4 | 133,644    | 111,254    | 98,376           | 1,381,125,900 | 35,271,000 | 438,914        |
| 2/4      | 137,134    | 111,575    | 103,357          | 1,400,260,000 | 36,242,525 | 461,995        |
| 3/4      | 140,803    | 114,078    | 107,510          | 1,444,166,200 | 36,984,625 | 472,411        |
| 4/4      | 141,616    | 115,133    | 109,205          | 1,471,727,000 | 37,121,025 | 463,858        |
|          | Chile      | Canada     | Turkiye          | Poland        | France     | 가<br>Hungary   |
|          | mln Pesos  | mln C\$    | mln Liras        | mln Zlotys    | mln Euros  | mln Forint     |
| 2017.4/4 | 10,370,418 | 125,824    | 250,134          | 89,653        | 131,860    | 2,284,358      |
| 2018.1/4 | 10,514,305 | 126,352    | 270,974          | 93,917        | 132,228    | 2,394,772      |
| 2/4      | 10,754,446 | 127,733    | 288,632          | 97,135        | 134,685    | 2,616,072      |
| 3/4      | 10,886,471 | 126,868    | 286,655          | 101,494       | 136,569    | 2,816,891      |
| 4/4      | 11,480,322 | 126,010    | 268,690          | 103,739       | 137,994    | 2,902,195      |
| 2019.1/4 | 11,547,249 | 128,574    | 286,794          | 105,652       | 139,943    | 3,130,722      |
| 2/4      | 11,934,739 | 129,289    | 263,166          | 107,731       | 143,156    | 3,249,678      |
| 3/4      | 11,939,815 | 132,267    | 270,570          | 108,058       | 144,601    | 3,335,961      |
| 4/4      | 12,548,073 | 132,272    | 296,521          | 112,282       | 145,593    | 3,156,960      |
| 2020.1/4 | 12,697,479 | 133,183    | 306,681          | 113,396       | 131,971    | 3,194,085      |
| 2/4      | 10,491,641 | 114,808    | 288,009          | 105,315       | 112,753    | 3,099,822      |
| 3/4      | 10,563,359 | 133,260    | 379,999          | 108,192       | 140,363    | 3,093,916      |
| 4/4      | 11,662,235 | 138,482    | 408,805          | 108,447       | 144,496    | 3,453,460      |
| 2021.1/4 | 12,694,969 | 147,200    | 430,401          | 110,014       | 146,661    | 3,418,611      |
| 2/4      | 12,783,919 | 150,402    | 459,117          | 111,334       | 150,524    | 3,632,258      |
| 3/4      | 14,573,319 | 148,854    | 516,786          | 114,754       | 153,285    | 3,832,998      |
| 4/4      | 15,474,311 | 156,081    | 633,648          | 117,227       | 154,819    | 4,104,055      |
| 2022.1/4 | 15,468,335 | 162,063    | 828,807          | 122,676       | 158,285    | 4,397,592      |
| 2/4      | 15,775,394 | 160,671    | 1,041,884        | 127,707       | 161,467    | 4,660,177      |
| 3/4      | 16,989,590 | 159,603    | 1,190,077        | 131,528       | 166,824    | 4,927,197      |
| 4/4      | 16,894,038 | 160,268    | ...              | 137,104       | 168,658    | 4,944,216      |

## VII. 금융 FINANCE

|                               |     |
|-------------------------------|-----|
| 1. 통화(M1)증감률 .....            | 96  |
| 2. 총통화(M2)증감률 .....           | 97  |
| 3. 총유동성(M3)증감률(계절조정) .....    | 98  |
| 4. 단기이자율(3개월 이자율 및 수익률) ..... | 99  |
| 5. 장기국채수익률(10년 만기) .....      | 100 |
| 6. 예금금리 .....                 | 102 |
| 7. 대출금리 .....                 | 104 |
| 8. 국제금리 .....                 | 106 |
| 9. 정책금리 .....                 | 108 |
| 10. 정부채권수익률 .....             | 109 |
| 11. 주가지수 .....                | 110 |

### VII-1. 통화(M1) 증감률(Change Rate of M1)

○ 통화(M1)는 화폐의 지불수단으로서의 기능을 중시하여 민간이 보유하고 있는 현금과 당좌예금, 보통예금 등의 은행요구불예금의 합계로 정의됨. 요구불예금은 비록 현금은 아니지만 수표발행을 통해 지불수단으로 사용되거나 즉각적으로 현금과 교환될 수 있어 기능면에서 현금과 거의 같다고 할 수 있으므로 통화(M1)에 포함.

$$\cdot \text{통화(M1)} = \text{민간보유현금} + \text{은행요구불예금} = \text{현금통화} + \text{요구불예금} + \text{수시입출식 저축성예금}$$

### VII-2. 총통화(M2) 증감률(Change Rate of M2)

○ 총통화(M2)는 통화보다 넓은 의미의 통화지표로서 통화(M1)에 포함되는 현금과 요구불예금뿐만 아니라 정기예금, 정기적금 등 은행의 저축성예금, 그리고 거주자 외화 예금을 포함. 이와같이 저축성예금을 통화지표에 포함시키는 것은 저축성예금이 비록 거래적동기보다는 자산증식을 위한 동기나 미래의 지출에 대비한 예비적동기를 갖고 보유되지만 약간의 이자소득만 포기한다면 얼마든지 쉽게 현금화가 가능하다는 점에서 요구불예금과 큰 차이가 없다고 보기 때문. 또 거주자 외화예금도 국내의 지급결제수단으로는 다소 제약이 있지만 요구불, 저축성을 불문하고 언제나 원화로 바뀌어 국내에서 유통될 수 있기 때문에 총통화에 포함.

$$\cdot \text{총통화(M2)} = \text{통화(M1)}(\text{민간보유현금} + \text{요구불예금}) + \text{저축성예금} + \text{거주자외화예금} = \text{통화(M1)} + \text{만기2년미만 정기예·적금} + \text{시장형상품} + \text{만기2년미만 실적배당형상품} + \text{만기2년미만 금융채} + \text{기타(CMA, 신탁형 증권저축, 증금사 발행어음, 2년미만 외화예수금)}$$

### VII-3. 총유동성(M3) 증감률(계절조정)(Change Rate of M3 (Seasonally Adjusted))

○ 총유동성은 총통화에 종합금융회사, 투자신탁회사 등 비은행금융기관의 각종 예수금과 금융기관이 발행하는 금융채, 양도성예금증서(CD), 표지어음매출, 상업 어음매출과 환매조건부채권매도 등을 포함시킨 가장 넓은 의미의 통화지표임. 다만, 포괄범위가 국가마다 서로 다른 경우가 있으므로 자료 이용시 유의하여야함. 본 통계표에서 총유동성(M3) 증가율을 기간말 잔고 기준에 의한 증가율임.

· 총유동성(M3) = 총통화(M2) + 비통화금융기관의 예수금 + 금융기관이 발행하는  
금융채, 양도성 예금증서, 표지어음매출, 상업어음매출, RP매도

#### VII-4. 단기이자율(3개월 이자율 및 수익률)(Interest Rates/3-Month or 90-Day Rates and Yields)

- 단기이자율의 기간은 국가에 따라 상이하지만 일반적으로 3개월 또는 91일(90일) 채무성 증권금리, 은행간금리, 양도성 예금증서금리 등에 적용되는 월평균 연이율임. 우리나라는 91일 양도성예금증서 금리를 사용함.

#### VII-5. 장기국채수익률(10년 만기)(Interest Rates/Long-term Government Bond Yields (10-year))

- 장기국채수익률의 기간은 국가에 따라 상이하지만 일반적으로 장기채권(5년 이상)에 대한 제2차 시장 수익률을 나타내는 월평균 연이율임. 우리나라는 국고채 10년 만기 지표를 사용함.

#### VII-8. 국제금리(International interest rates)

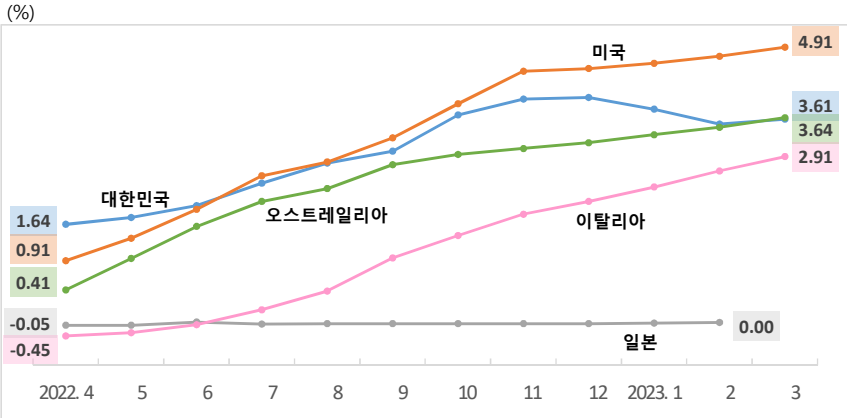
- 시장 금리(Money Market Rates)는 일반적으로 단기자금시장에서 은행 등 기관 간의 거래에서 적용되는 금리로, 우리나라는 1일 무담보 콜금리를 의미함. 참고로 예금금리, 대출금리는 은행과 고객과의 거래로서 시장금리와 구분됨.

#### VII-11. 주가지수(Share Prices Index)

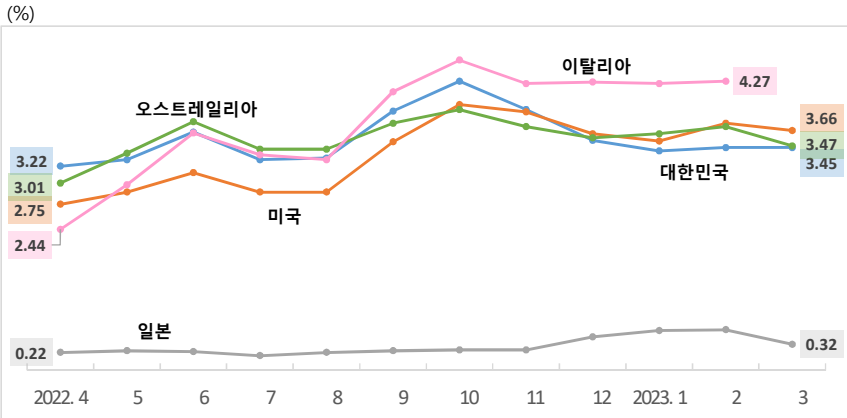
$$\cdot \text{주가지수} = \frac{\text{비교시점의 시가총액}}{\text{기준시점의 시가총액}} \times 100$$

- 시가총액 : 개별 상장주식의 시가총액(주가×상장주식수)을 합계한 것

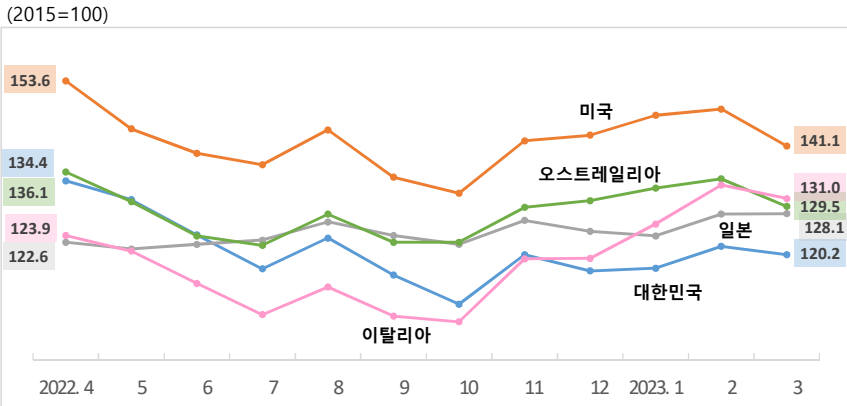
### 단기이자율(3개월 이자율 및 수익률)



### 장기국채수익률(10년 만기)



### 주가지수



# 1. (M1)<sup>1)</sup>

## Change Rate of M1

In end of period, percent

|         | 2)    |        |        |       |          |
|---------|-------|--------|--------|-------|----------|
|         | Korea | Guinea | Taiwan | Libya | Viet Nam |
| 2017    | 6.8   | 10.1   | 3.5    | 14.9  | 16.7     |
| 2018    | 1.9   | 11.2   | 5.8    | -0.3  | 9.8      |
| 2019    | 10.1  | 22.9   | 7.6    | -2.8  | 13.3     |
| 2020    | 25.7  | 19.6   | 16.9   | 17.0  | 19.6     |
| 2021    | 14.6  | 7.1    | 12.1   | -20.1 | 19.8     |
| 2022    | -9.9  | ...    | 3.3    | ...   | ...      |
| 2021. 9 | 17.4  | 6.2    | 15.2   | -9.9  | 20.8     |
| 10      | 17.7  | 2.9    | 14.8   | -12.3 | 22.0     |
| 11      | 16.1  | 5.0    | 13.1   | -15.0 | 23.6     |
| 12      | 14.6  | 7.1    | 12.1   | -20.1 | 19.8     |
| 2022. 1 | 13.1  | 5.2    | 11.9   | ...   | 21.5     |
| 2       | 10.7  | 5.8    | 11.3   | ...   | 20.4     |
| 3       | 10.0  | 6.2    | 10.4   | -7.3  | 21.1     |
| 4       | 10.1  | 6.9    | 9.1    | -6.4  | 20.2     |
| 5       | 9.5   | 7.2    | 8.3    | -8.9  | 17.1     |
| 6       | 7.6   | 5.3    | 7.0    | -8.3  | 13.2     |
| 7       | 4.0   | 5.5    | 7.4    | ...   | 9.1      |
| 8       | 0.8   | ...    | 7.5    | ...   | 5.5      |
| 9       | -1.4  | ...    | 5.6    | ...   | 2.2      |
| 10      | -5.1  | ...    | 4.7    | ...   | -0.9     |
| 11      | -8.1  | ...    | 4.7    | ...   | -7.0     |
| 12      | -9.9  | ...    | 3.3    | ...   | ...      |
| 2023. 1 | -12.5 | ...    | 2.6    | ...   | ...      |
| 2       | -12.6 | ...    | 1.7    | ...   | ...      |

|         | Anuba | India | 가<br>Singapore | China | Hong Kong |
|---------|-------|-------|----------------|-------|-----------|
| 2017    | 7.6   | 45.0  | 6.3            | 11.8  | 12.3      |
| 2018    | 0.5   | 14.9  | 0.6            | 1.5   | ...       |
| 2019    | 5.8   | 11.5  | 5.9            | 4.4   | ...       |
| 2020    | 6.0   | 18.8  | 32.8           | 8.6   | ...       |
| 2021    | ...   | 16.5  | ...            | 3.5   | ...       |
| 2022    | ...   | ...   | ...            | 3.7   | ...       |
| 2021. 9 | ...   | 11.5  | ...            | 3.7   | ...       |
| 10      | ...   | 12.9  | ...            | 2.8   | ...       |
| 11      | ...   | 11.1  | ...            | 3.0   | ...       |
| 12      | ...   | 16.5  | ...            | 3.5   | ...       |
| 2022. 1 | ...   | 10.2  | ...            | -1.9  | ...       |
| 2       | ...   | 11.5  | ...            | 4.7   | ...       |
| 3       | ...   | 10.7  | ...            | 4.7   | ...       |
| 4       | ...   | 9.1   | ...            | 5.1   | ...       |
| 5       | ...   | 5.2   | ...            | 4.6   | ...       |
| 6       | ...   | ...   | ...            | 5.8   | ...       |
| 7       | ...   | ...   | ...            | 6.7   | ...       |
| 8       | ...   | ...   | ...            | 6.1   | ...       |
| 9       | ...   | ...   | ...            | 6.4   | ...       |
| 10      | ...   | ...   | ...            | 5.8   | ...       |
| 11      | ...   | ...   | ...            | 4.6   | ...       |
| 12      | ...   | ...   | ...            | 3.7   | ...       |
| 2023. 1 | ...   | ...   | ...            | ...   | ...       |
| 2       | ...   | ...   | ...            | ...   | ...       |

: 1) IMF

(Money)

2)

(M1) =

+

+

, IMF 『International Financial Statistics』,

『Financial Statistics』

## 2. (M2) <sup>1)</sup> Change Rate of M2

: , %

In end of period, percent

|         | 2)<br>Korea | Guinea | Taiwan | Libya | Viet Nam |
|---------|-------------|--------|--------|-------|----------|
| 2017    | 5.1         | 15.1   | 3.6    | 15.2  | 14.3     |
| 2018    | 6.7         | 10.3   | 2.7    | -0.1  | 12.7     |
| 2019    | 7.9         | 23.6   | 4.5    | -2.1  | 13.6     |
| 2020    | 9.8         | 22.4   | 9.4    | 16.0  | 13.6     |
| 2021    | 12.9        | 8.6    | 7.4    | -19.0 | 9.7      |
| 2022    | 4.0         | ...    | 6.7    | ...   | ...      |
| 2021. 9 | 11.9        | 10.4   | 8.9    | -10.0 | 11.2     |
| 10      | 12.7        | 7.1    | 8.5    | -12.4 | 10.8     |
| 11      | 12.7        | 6.8    | 8.2    | -15.1 | 10.5     |
| 12      | 12.9        | 8.6    | 7.4    | -19.0 | 9.7      |
| 2022. 1 | 12.3        | 5.4    | 8.5    | ...   | 11.7     |
| 2       | 11.2        | 6.3    | 7.7    | ...   | 10.6     |
| 3       | 9.9         | 5.7    | 8.2    | -7.0  | 11.3     |
| 4       | 9.9         | 5.7    | 8.2    | -6.3  | 10.5     |
| 5       | 9.5         | 6.6    | 7.5    | -8.6  | 9.8      |
| 6       | 8.6         | 5.3    | 7.4    | -7.7  | 9.5      |
| 7       | 8.4         | 8.9    | 6.9    | ...   | 8.4      |
| 8       | 7.1         | ...    | 7.0    | ...   | 7.0      |
| 9       | 7.0         | ...    | 6.9    | ...   | 6.6      |
| 10      | 5.8         | ...    | 7.5    | ...   | 6.3      |
| 11      | 5.6         | ...    | 7.5    | ...   | 6.0      |
| 12      | 4.0         | ...    | 6.7    | ...   | ...      |
| 2023. 1 | 3.9         | ...    | 7.0    | ...   | ...      |
| 2       | 4.0         | ...    | 6.9    | ...   | ...      |

|         | Anuba | U.K. | India | 가<br>Singapore | China | Hong Kong |
|---------|-------|------|-------|----------------|-------|-----------|
| 2017    | 1.8   | 8.3  | 10.4  | 3.2            | 8.1   | 9.9       |
| 2018    | 3.2   | 5.3  | 10.5  | 3.9            | 7.0   | ...       |
| 2019    | 4.4   | -1.4 | 10.5  | 5.0            | 8.9   | ...       |
| 2020    | 4.9   | 9.7  | 12.5  | 13.2           | 10.0  | ...       |
| 2021    | ...   | 9.7  | 11.3  | ...            | 9.1   | ...       |
| 2022    | ...   | 8.6  | ...   | ...            | 11.7  | ...       |
| 2021. 9 | ...   | 7.2  | 9.2   | ...            | 8.1   | ...       |
| 10      | ...   | 9.9  | 9.6   | ...            | 8.7   | ...       |
| 11      | ...   | 10.3 | 8.6   | ...            | 8.4   | ...       |
| 12      | ...   | 9.7  | 11.3  | ...            | 9.1   | ...       |
| 2022. 1 | ...   | 9.7  | 8.3   | ...            | 9.7   | ...       |
| 2       | ...   | 9.9  | 8.6   | ...            | 9.2   | ...       |
| 3       | ...   | 10.5 | 9.1   | ...            | 9.7   | ...       |
| 4       | ...   | 11.2 | 8.7   | ...            | 10.6  | ...       |
| 5       | ...   | 10.7 | 7.5   | ...            | 10.9  | ...       |
| 6       | ...   | 11.4 | ...   | ...            | 11.1  | ...       |
| 7       | ...   | 11.8 | ...   | ...            | 11.8  | ...       |
| 8       | ...   | 13.0 | ...   | ...            | 11.8  | ...       |
| 9       | ...   | 14.8 | ...   | ...            | 11.8  | ...       |
| 10      | ...   | 11.1 | ...   | ...            | 11.4  | ...       |
| 11      | ...   | 8.2  | ...   | ...            | 11.9  | ...       |
| 12      | ...   | 8.6  | ...   | ...            | 11.7  | ...       |
| 2023. 1 | ...   | 6.9  | ...   | ...            | ...   | ...       |
| 2       | ...   | ...  | ...   | ...            | ...   | ...       |

: 1) IMF

$$2) (M2) = M1 + \frac{1}{2} \left( \text{CMA, } \dots \right)$$

: IMF 『International Financial Statistics』, 『Financial Statistics』

### 3. (M3) ( )<sup>1)</sup> Change Rate of M3 (Seasonally Adjusted)

: , % In end of period, percent

|         | 2)<br>Korea | South Africa | Norway | Russia | U.S.A. | Iceland | U.K. | Australia |
|---------|-------------|--------------|--------|--------|--------|---------|------|-----------|
| 2017    | 6.6         | 6.4          | 6.4    | 3.4    | 5.7    | ...     | 6.3  | 6.7       |
| 2018    | 7.6         | 5.6          | 5.7    | 9.7    | 3.8    | ...     | 3.8  | 2.6       |
| 2019    | 7.9         | 6.1          | 4.3    | 7.8    | 5.1    | ...     | -0.4 | 3.0       |
| 2020    | 8.4         | 9.4          | 9.6    | 13.5   | 19.1   | ...     | 12.7 | 8.8       |
| 2021    | 10.1        | 5.7          | 10.6   | 11.1   | 16.2   | ...     | 7.2  | 8.7       |
| 2022    | 3.7         | 8.6          | 8.2    | 10.7   | 5.2    | ...     | 2.9  | 8.5       |
| 2021. 9 | 9.3         | 3.8          | 9.8    | 9.3    | 12.8   | 9.1     | 7.6  | 8.0       |
| 10      | 9.2         | 3.1          | 9.1    | 8.1    | 12.7   | 9.6     | 7.9  | 8.1       |
| 11      | 9.3         | 6.0          | 10.4   | 8.0    | 12.5   | 9.9     | 8.9  | 8.2       |
| 12      | 10.1        | 5.6          | 10.8   | 10.8   | 12.7   | 10.1    | 7.2  | 9.3       |
| 2022. 1 | 9.8         | 5.3          | 10.7   | 11.3   | 11.4   | 10.3    | 6.3  | 8.7       |
| 2       | 9.3         | 6.4          | 8.1    | 11.9   | 10.0   | 10.4    | 7.3  | 8.6       |
| 3       | 7.9         | 8.3          | 10.1   | 13.3   | 9.4    | 10.4    | 7.3  | 9.4       |
| 4       | 6.2         | 7.6          | 8.9    | 13.1   | 7.8    | 10.5    | 6.5  | 9.5       |
| 5       | 7.9         | 7.6          | 8.8    | 9.7    | 6.0    | 10.6    | 5.8  | 10.3      |
| 6       | 7.0         | 8.1          | 8.7    | 8.7    | 5.7    | 10.5    | 5.8  | 9.8       |
| 7       | 6.6         | 8.5          | 7.8    | 6.5    | 5.0    | 10.4    | 6.0  | 9.1       |
| 8       | 6.3         | 8.3          | 7.6    | 10.3   | 3.9    | 10.2    | 6.0  | 8.9       |
| 9       | 6.1         | 8.9          | 9.1    | 10.9   | 2.7    | 9.8     | 7.3  | 7.2       |
| 10      | 5.7         | 9.6          | 7.2    | 10.1   | 1.5    | 9.2     | 5.8  | 7.4       |
| 11      | 4.9         | 9.0          | 6.3    | 11.3   | 0.3    | 8.5     | 3.5  | 7.2       |
| 12      | 3.7         | 8.3          | 5.6    | 9.3    | -1.0   | 8.0     | 2.9  | 6.4       |
| 2023. 1 | 3.3         | 9.7          | 6.1    | 13.0   | -1.8   | 7.5     | 3.9  | 7.2       |
| 2       | 3.2         | 10.6         | 5.8    | 12.4   | -2.4   | 7.2     | 2.2  | 6.8       |

|         | Euro Area | Israel | Japan | Czech Republic | Canada | Costa Rica | Colombia | 가<br>Hungary |
|---------|-----------|--------|-------|----------------|--------|------------|----------|--------------|
| 2017    | 4.1       | ...    | ...   | 9.5            | 6.2    | 1.7        | 7.3      | 7.9          |
| 2018    | 4.3       | ...    | ...   | 5.3            | 5.0    | 2.3        | 5.6      | 11.9         |
| 2019    | 5.0       | ...    | ...   | 6.9            | 7.7    | 4.2        | 7.8      | 8.2          |
| 2020    | 11.3      | ...    | ...   | 10.0           | 12.9   | 17.8       | 13.8     | 21.1         |
| 2021    | 7.0       | ...    | ...   | 9.5            | 7.0    | 8.8        | 12.0     | 16.3         |
| 2022    | 4.1       | ...    | ...   | 5.3            | 8.5    | -2.3       | 11.0     | 7.1          |
| 2021. 9 | 7.6       | 17.4   | 3.7   | 8.3            | 4.9    | 8.2        | 7.1      | 15.7         |
| 10      | 7.7       | 15.6   | 3.7   | 7.7            | 7.4    | 7.3        | 8.3      | 16.2         |
| 11      | 7.4       | 15.0   | 3.5   | 7.9            | 8.1    | 7.5        | 10.2     | 18.2         |
| 12      | 7.1       | 15.5   | 3.4   | 7.0            | 8.0    | 8.8        | 12.0     | 16.3         |
| 2022. 1 | 6.5       | 13.7   | 3.3   | 6.4            | 8.3    | 6.9        | 12.3     | 15.5         |
| 2       | 6.4       | 13.9   | 3.2   | 5.8            | 8.3    | 6.6        | 11.6     | 18.0         |
| 3       | 6.4       | 11.9   | 3.1   | 5.3            | 8.5    | 8.2        | 12.3     | 16.7         |
| 4       | 6.6       | 11.4   | 3.1   | 5.0            | 9.5    | 8.2        | 12.8     | 17.7         |
| 5       | 6.1       | 12.0   | 2.8   | 5.8            | 9.1    | 9.6        | 12.4     | 18.5         |
| 6       | 6.1       | 10.6   | 2.9   | 4.9            | 9.2    | 10.5       | 13.3     | 18.1         |
| 7       | 5.8       | 8.8    | 2.9   | 4.8            | 8.3    | 6.5        | 13.4     | 19.2         |
| 8       | 6.1       | 8.4    | 2.9   | 4.8            | 7.8    | 3.0        | 13.9     | 20.5         |
| 9       | 6.5       | 8.3    | 2.8   | 5.0            | 8.3    | 0.7        | 14.5     | 18.4         |
| 10      | 5.1       | 7.8    | 2.6   | 5.3            | 8.4    | 0.2        | 13.4     | 14.6         |
| 11      | 4.8       | 7.5    | 2.7   | 5.2            | 8.2    | -1.2       | 12.3     | 11.1         |
| 12      | 4.2       | 5.5    | 2.6   | 5.0            | 8.1    | -2.3       | 11.0     | 7.1          |
| 2023. 1 | 3.8       | ...    | 2.3   | 5.7            | 8.2    | -2.9       | 11.4     | 7.9          |
| 2       | 3.2       | ...    | 2.2   | 6.0            | ...    | ...        | 13.1     | 5.9          |

: 1) OECD

2) Lf( )

: , OECD 'Main Economic Indicators'



## 4. (3) )<sup>1)</sup> Interest Rates/3-Month or 90-Day Rates and Yields

: , % In period averages, percent per annum

|          | Korea | Greece | Norway | New Zealand | Denmark | Mexico | U.S.A. | Sweden |
|----------|-------|--------|--------|-------------|---------|--------|--------|--------|
| 2017     | 1.44  | -0.33  | 0.89   | 1.96        | -0.26   | 7.12   | 1.15   | -0.70  |
| 2018     | 1.68  | -0.32  | 1.07   | 1.95        | -0.30   | 8.06   | 2.19   | -0.69  |
| 2019     | 1.69  | -0.36  | 1.55   | 1.52        | -0.37   | 8.27   | 2.21   | -0.42  |
| 2020     | 0.92  | -0.43  | 0.70   | 0.48        | -0.24   | 5.67   | 0.53   | -0.14  |
| 2021     | 0.85  | -0.55  | 0.50   | 0.49        | -0.23   | 4.66   | 0.11   | -0.19  |
| 2022     | 2.49  | 0.34   | 2.14   | 2.77        | 0.62    | 8.19   | 2.23   | 0.74   |
| 2021. 10 | 1.08  | -0.55  | 0.74   | 0.70        | -0.28   | 5.06   | 0.11   | -0.21  |
| 11       | 1.17  | -0.57  | 0.83   | 0.83        | -0.28   | 5.27   | 0.14   | -0.35  |
| 12       | 1.27  | -0.58  | 1.02   | 0.91        | -0.27   | 5.62   | 0.17   | -0.38  |
| 2022. 1  | 1.39  | -0.56  | 1.10   | 1.03        | -0.29   | 5.87   | 0.22   | -0.16  |
| 2        | 1.50  | -0.53  | 1.17   | 1.21        | -0.27   | 6.18   | 0.38   | -0.14  |
| 3        | 1.50  | -0.50  | 1.32   | 1.49        | -0.24   | 6.57   | 0.73   | -0.22  |
| 4        | 1.64  | -0.45  | 1.27   | 1.81        | -0.21   | 6.98   | 0.91   | -0.10  |
| 5        | 1.77  | -0.39  | 1.24   | 2.22        | -0.15   | 7.38   | 1.33   | 0.31   |
| 6        | 1.99  | -0.24  | 1.68   | 2.68        | 0.01    | 7.84   | 1.87   | 0.51   |
| 7        | 2.41  | 0.04   | 2.24   | 3.03        | 0.28    | 8.35   | 2.50   | 0.78   |
| 8        | 2.79  | 0.39   | 2.60   | 3.31        | 0.69    | 8.81   | 2.76   | 1.13   |
| 9        | 3.01  | 1.01   | 2.94   | 3.64        | 1.34    | 9.22   | 3.21   | 1.51   |
| 10       | 3.69  | 1.43   | 3.33   | 4.00        | 1.80    | 9.90   | 3.85   | 1.60   |
| 11       | 3.99  | 1.83   | 3.51   | 4.24        | 2.09    | 10.39  | 4.46   | 1.68   |
| 12       | 4.02  | 2.07   | 3.26   | 4.53        | 2.33    | 10.82  | 4.51   | 2.02   |
| 2023. 1  | 3.80  | 2.34   | 3.27   | 4.81        | 2.62    | 10.94  | 4.61   | 2.66   |
| 2        | 3.52  | 2.64   | 3.25   | 5.01        | 2.86    | 11.27  | 4.74   | 3.04   |
| 3        | 3.61  | 2.91   | 3.69   | 5.15        | 3.07    | 11.51  | 4.91   | 3.25   |

|          | Switzerland | Iceland | Australia | Italy | Japan | Czech Republic | Poland | Hong Kong | 2) |
|----------|-------------|---------|-----------|-------|-------|----------------|--------|-----------|----|
| 2017     | -0.82       | 5.06    | 1.74      | -0.33 | 0.06  | 0.41           | 1.73   | 0.49      |    |
| 2018     | -0.78       | 4.72    | 1.95      | -0.32 | 0.07  | 1.27           | 1.71   | 1.32      |    |
| 2019     | -0.75       | 4.39    | 1.34      | -0.36 | 0.03  | 2.12           | 1.72   | 1.75      |    |
| 2020     | -0.69       | 2.01    | 0.26      | -0.43 | -0.04 | 0.86           | 0.60   | 0.41      |    |
| 2021     | -0.74       | 1.79    | 0.03      | -0.55 | -0.07 | 1.13           | 0.61   | 0.04      |    |
| 2022     | -0.13       | 5.13    | 1.64      | 0.34  | -0.03 | 6.28           | 6.19   | 1.58      |    |
| 2021. 10 | -0.72       | 2.15    | 0.04      | -0.55 | -0.07 | 2.02           | 0.74   | 0.02      |    |
| 11       | -0.68       | 2.63    | 0.04      | -0.57 | -0.07 | 2.97           | 2.06   | 0.10      |    |
| 12       | -0.72       | 2.65    | 0.06      | -0.58 | -0.05 | 3.50           | 2.54   | 0.15      |    |
| 2022. 1  | -0.72       | 2.71    | 0.07      | -0.56 | -0.05 | 4.21           | 3.02   | 0.16      |    |
| 2        | -0.55       | 3.43    | 0.07      | -0.53 | -0.05 | 4.69           | 3.65   | 0.16      |    |
| 3        | -0.70       | 3.61    | 0.17      | -0.50 | -0.05 | 4.86           | 4.77   | 0.10      |    |
| 4        | -0.69       | 3.75    | 0.41      | -0.45 | -0.05 | 5.36           | 6.05   | 0.18      |    |
| 5        | -0.69       | 4.94    | 1.00      | -0.39 | -0.05 | 5.97           | 6.59   | 0.25      |    |
| 6        | -0.40       | 5.49    | 1.60      | -0.24 | 0.01  | 6.64           | 7.05   | 0.97      |    |
| 7        | -0.11       | 5.60    | 2.07      | 0.04  | -0.03 | 7.30           | 7.01   | 1.53      |    |
| 8        | 0.06        | 6.18    | 2.31      | 0.39  | -0.02 | 7.27           | 7.11   | 2.30      |    |
| 9        | 0.45        | 6.30    | 2.76      | 1.01  | -0.02 | 7.25           | 7.21   | 2.79      |    |
| 10       | 0.54        | 6.41    | 2.95      | 1.43  | -0.02 | 7.28           | 7.51   | 3.05      |    |
| 11       | 0.54        | 6.55    | 3.06      | 1.83  | -0.02 | 7.27           | 7.28   | 4.72      |    |
| 12       | 0.74        | 6.55    | 3.17      | 2.07  | -0.02 | 7.26           | 7.02   | 2.78      |    |
| 2023. 1  | 0.99        | 6.70    | 3.32      | 2.34  | -0.01 | 7.22           | 6.95   | 2.15      |    |
| 2        | 1.00        | 7.35    | 3.46      | 2.64  | 0.00  | 7.20           | 6.94   | 2.92      |    |
| 3        | ...         | 8.25    | 3.64      | 2.91  | ...   | 7.19           | 6.89   | ...       |    |

: 1) 가 ( : CD 91 )

2) IMF

:

, OECD 『Main Economic Indicators』, IMF 『International Financial Statistics』

## 5. (10 )<sup>1)</sup> Interest Rates/Long-term Government Bond Yields (10-year)

|          | In period averages, percent per annum |        |             |        |             |         |         |        |
|----------|---------------------------------------|--------|-------------|--------|-------------|---------|---------|--------|
|          | Korea                                 | Greece | Netherlands | Norway | New Zealand | Denmark | Germany | Latvia |
|          | 2)                                    |        |             |        |             |         |         |        |
| 2017     | 2.28                                  | 5.98   | 0.52        | 1.64   | 2.99        | 0.48    | 0.32    | 0.83   |
| 2018     | 2.50                                  | 4.19   | 0.58        | 1.88   | 2.75        | 0.45    | 0.40    | 0.90   |
| 2019     | 1.70                                  | 2.59   | -0.07       | 1.49   | 1.65        | -0.18   | -0.25   | 0.34   |
| 2020     | 1.50                                  | 1.27   | -0.38       | 0.82   | 0.89        | -0.36   | -0.51   | -0.06  |
| 2021     | 2.07                                  | 0.88   | -0.33       | 1.40   | 1.82        | -0.06   | -0.37   | -0.00  |
| 2022     | 3.37                                  | 3.49   | 1.38        | 2.82   | 3.64        | 1.48    | 1.14    | 2.27   |
| 2021. 10 | 2.40                                  | 0.96   | -0.18       | 1.68   | 2.21        | 0.10    | -0.20   | 0.17   |
| 11       | 2.36                                  | 1.22   | -0.27       | 1.61   | 2.57        | 0.01    | -0.31   | 0.26   |
| 12       | 2.19                                  | 1.29   | -0.32       | 1.54   | 2.38        | -0.08   | -0.38   | 0.30   |
| 2022. 1  | 2.49                                  | 1.62   | -0.10       | 1.86   | 2.56        | 0.11    | -0.11   | 0.38   |
| 2        | 2.69                                  | 2.46   | 0.24        | 2.11   | 2.74        | 0.46    | 0.15    | 0.79   |
| 3        | 2.78                                  | 2.61   | 0.34        | 2.32   | 3.07        | 0.57    | 0.28    | 1.20   |
| 4        | 3.22                                  | 2.89   | 0.85        | 2.72   | 3.47        | 1.04    | 0.75    | 1.59   |
| 5        | 3.30                                  | 3.54   | 1.05        | 2.77   | 3.64        | 1.30    | 0.95    | 1.99   |
| 6        | 3.64                                  | 3.93   | 1.82        | 3.03   | 3.98        | 1.84    | 1.45    | 2.55   |
| 7        | 3.30                                  | 3.38   | 1.47        | 2.89   | 3.67        | 1.59    | 1.08    | 2.47   |
| 8        | 3.32                                  | 3.46   | 1.41        | 2.99   | 3.57        | 1.38    | 1.03    | 2.29   |
| 9        | 3.90                                  | 4.44   | 2.14        | 3.34   | 4.07        | 2.20    | 1.80    | 2.96   |
| 10       | 4.27                                  | 4.87   | 2.52        | 3.54   | 4.41        | 2.60    | 2.19    | 3.81   |
| 11       | 3.92                                  | 4.42   | 2.35        | 3.24   | 4.29        | 2.38    | 2.07    | 3.74   |
| 12       | 3.54                                  | 4.22   | 2.43        | 3.03   | 4.20        | 2.29    | 2.09    | 3.50   |
| 2023. 1  | 3.41                                  | 4.29   | 2.50        | 2.97   | 4.14        | 2.43    | 2.19    | 3.70   |
| 2        | 3.45                                  | 4.26   | 2.68        | 3.15   | 4.31        | 2.55    | 2.37    | 3.68   |
| 3        | 3.45                                  | 4.29   | ...         | 3.07   | 4.35        | ...     | 2.38    | ...    |

|          | Luxembourg | Lithuania | U.S.A. | Belgium | Sweden | Switzerland | Spain | Slovenia |
|----------|------------|-----------|--------|---------|--------|-------------|-------|----------|
| 2017     | 0.54       | 0.31      | 2.33   | 0.72    | 0.66   | -0.07       | 1.56  | 0.96     |
| 2018     | 0.56       | 0.31      | 2.91   | 0.80    | 0.65   | 0.03        | 1.42  | 0.93     |
| 2019     | -0.12      | 0.31      | 2.14   | 0.19    | 0.09   | -0.49       | 0.66  | 0.28     |
| 2020     | -0.41      | 0.22      | 0.89   | -0.15   | -0.04  | -0.52       | 0.38  | 0.08     |
| 2021     | -0.36      | 0.16      | 1.44   | -0.01   | 0.27   | -0.23       | 0.35  | 0.07     |
| 2022     | 1.73       | 0.61      | 2.95   | 1.73    | 1.52   | 0.83        | 2.20  | 1.89     |
| 2021. 10 | -0.20      | 0.16      | 1.58   | 0.16    | 0.38   | -0.05       | 0.47  | 0.17     |
| 11       | -0.21      | 0.16      | 1.56   | 0.07    | 0.27   | -0.23       | 0.48  | 0.15     |
| 12       | -0.22      | 0.16      | 1.47   | 0.03    | 0.14   | -0.13       | 0.41  | 0.17     |
| 2022. 1  | -0.04      | 0.16      | 1.76   | 0.26    | 0.36   | 0.05        | 0.66  | 0.40     |
| 2        | 0.40       | 0.16      | 1.93   | 0.59    | 0.61   | 0.26        | 1.11  | 0.70     |
| 3        | 0.55       | 0.16      | 2.13   | 0.79    | 0.82   | 0.68        | 1.23  | 1.04     |
| 4        | 1.39       | 0.16      | 2.75   | 1.30    | 1.47   | 0.82        | 1.69  | 1.55     |
| 5        | 1.66       | 0.16      | 2.90   | 1.58    | 1.77   | 0.78        | 2.05  | 1.82     |
| 6        | 2.16       | 0.16      | 3.14   | 2.13    | 1.86   | 1.15        | 2.65  | 2.09     |
| 7        | 1.85       | 0.16      | 2.90   | 1.80    | 1.53   | 0.52        | 2.33  | 2.10     |
| 8        | 1.84       | 0.16      | 2.90   | 1.71    | 1.61   | 0.79        | 2.18  | 1.71     |
| 9        | 2.55       | 0.16      | 3.52   | 2.45    | 2.08   | 1.16        | 2.95  | 1.70     |
| 10       | 2.99       | 0.16      | 3.98   | 2.84    | 2.20   | 1.12        | 3.31  | 2.51     |
| 11       | 2.70       | 2.88      | 3.89   | 2.65    | 2.01   | 1.06        | 3.11  | 3.56     |
| 12       | 2.68       | 2.88      | 3.62   | 2.70    | 1.97   | 1.57        | 3.11  | 3.52     |
| 2023. 1  | 2.70       | 2.88      | 3.53   | 2.79    | 2.08   | 1.26        | 3.22  | 3.25     |
| 2        | 2.89       | 2.88      | 3.75   | 2.96    | 2.37   | 1.45        | 3.39  | 3.38     |
| 3        | ...        | ...       | 3.66   | 3.04    | 2.35   | 1.23        | 3.44  | ...      |

: 1)

2)

:

10

가

, OECD 『Main Economic Indicators』

## 5. (10 ) ( )<sup>1)</sup> Interest Rates/Long-term Government Bond Yields (10-year)(Cont'd)

| :        | In period averages, percent per annum |         |         |      |           |         |        |       |
|----------|---------------------------------------|---------|---------|------|-----------|---------|--------|-------|
| %        | Iceland                               | Ireland | Estonia | U.K. | Australia | Austria | Israel | Italy |
| 2017     | 2.22                                  | 0.80    | ...     | 1.24 | 2.64      | 0.58    | 1.91   | 2.11  |
| 2018     | 1.84                                  | 0.95    | ...     | 1.46 | 2.68      | 0.69    | 1.99   | 2.61  |
| 2019     | 1.09                                  | 0.33    | ...     | 0.94 | 1.49      | 0.06    | 1.47   | 1.95  |
| 2020     | 0.34                                  | -0.06   | ...     | 0.37 | 0.92      | -0.22   | 0.78   | 1.17  |
| 2021     | 0.78                                  | 0.06    | 0.06    | 0.79 | 1.48      | -0.09   | 1.12   | 0.81  |
| 2022     | ...                                   | 1.75    | 2.29    | 2.45 | 3.21      | 1.71    | 2.62   | 3.16  |
| 2021. 10 | 0.70                                  | 0.22    | 0.18    | 1.08 | 1.71      | 0.08    | 1.40   | 0.95  |
| 11       | 0.63                                  | 0.19    | 0.20    | 0.94 | 1.81      | -0.01   | 1.34   | 1.01  |
| 12       | 0.68                                  | 0.10    | 0.11    | 0.84 | 1.61      | -0.05   | 1.21   | 1.05  |
| 2022. 1  | 0.89                                  | 0.38    | 0.31    | 1.21 | 1.91      | 0.18    | 1.43   | 1.35  |
| 2        | 0.58                                  | 0.78    | 0.79    | 1.49 | 2.11      | 0.54    | 1.76   | 1.79  |
| 3        | 0.49                                  | 0.93    | 1.20    | 1.55 | 2.50      | 0.72    | 2.11   | 1.85  |
| 4        | 0.71                                  | 1.40    | 1.49    | 1.84 | 3.01      | 1.29    | 2.36   | 2.44  |
| 5        | 0.82                                  | 1.63    | 1.91    | 1.91 | 3.38      | 1.54    | 2.56   | 2.99  |
| 6        | 0.94                                  | 2.13    | 2.48    | 2.38 | 3.77      | 2.07    | 2.98   | 3.63  |
| 7        | 1.05                                  | 1.74    | 2.66    | 2.15 | 3.43      | 1.70    | 2.60   | 3.36  |
| 8        | 1.00                                  | 1.71    | 2.38    | 2.33 | 3.43      | 1.68    | 2.58   | 3.30  |
| 9        | ...                                   | 2.42    | 2.93    | 3.50 | 3.75      | 2.46    | 3.10   | 4.14  |
| 10       | ...                                   | 2.71    | 4.07    | 4.11 | 3.92      | 2.92    | 3.33   | 4.53  |
| 11       | ...                                   | 2.53    | 3.75    | 3.42 | 3.71      | 2.70    | 3.25   | 4.24  |
| 12       | ...                                   | 2.59    | 3.46    | 3.50 | 3.57      | 2.74    | 3.37   | 4.26  |
| 2023. 1  | ...                                   | 2.65    | 3.79    | 3.51 | 3.62      | 2.81    | 3.34   | 4.24  |
| 2        | ...                                   | 2.86    | 3.83    | 3.56 | 3.71      | 3.04    | 3.56   | 4.27  |
| 3        | ...                                   | ...     | ...     | 3.56 | 3.47      | ...     | 3.85   | ...   |

|          | Japan | Czech Republic | Canada | Colombia | Portugal | France | Finland | 가<br>Hungary |
|----------|-------|----------------|--------|----------|----------|--------|---------|--------------|
| 2017     | 0.05  | 0.98           | 1.78   | 6.82     | 3.05     | 0.81   | 0.55    | 2.96         |
| 2018     | 0.07  | 1.98           | 2.28   | 7.01     | 1.84     | 0.78   | 0.66    | 3.06         |
| 2019     | -0.11 | 1.55           | 1.59   | 6.50     | 0.76     | 0.13   | 0.07    | 2.47         |
| 2020     | -0.01 | 1.13           | 0.75   | 6.33     | 0.42     | -0.15  | -0.22   | 2.23         |
| 2021     | 0.07  | 1.90           | 1.36   | 7.62     | 0.30     | 0.01   | -0.10   | 3.06         |
| 2022     | 0.23  | 4.33           | 2.77   | 11.64    | 2.17     | 1.70   | 1.68    | 7.57         |
| 2021. 10 | 0.10  | 2.34           | 1.60   | 8.40     | 0.39     | 0.20   | 0.08    | 3.69         |
| 11       | 0.05  | 2.62           | 1.69   | 8.80     | 0.39     | 0.09   | 0.00    | 4.07         |
| 12       | 0.07  | 2.62           | 1.45   | 8.46     | 0.36     | 0.05   | -0.06   | 4.40         |
| 2022. 1  | 0.17  | 3.12           | 1.76   | 9.26     | 0.58     | 0.31   | 0.18    | 4.71         |
| 2        | 0.18  | 3.03           | 1.88   | 9.37     | 1.06     | 0.68   | 0.51    | 4.86         |
| 3        | 0.21  | 3.53           | 2.13   | 9.97     | 1.16     | 0.78   | 0.72    | 5.92         |
| 4        | 0.22  | 4.01           | 2.70   | 10.54    | 1.76     | 1.28   | 1.18    | 6.59         |
| 5        | 0.24  | 4.61           | 2.92   | 10.78    | 2.14     | 1.52   | 1.45    | 7.20         |
| 6        | 0.23  | 5.12           | 3.32   | 11.61    | 2.65     | 2.06   | 2.07    | 7.95         |
| 7        | 0.18  | 4.40           | 3.02   | 12.62    | 2.26     | 1.71   | 1.71    | 8.51         |
| 8        | 0.22  | 4.11           | 2.86   | 12.21    | 2.16     | 1.69   | 1.62    | 8.19         |
| 9        | 0.24  | 4.72           | 3.15   | 12.92    | 2.89     | 2.41   | 2.42    | 9.23         |
| 10       | 0.25  | 5.52           | 3.38   | 13.93    | 3.26     | 2.77   | 2.89    | 10.25        |
| 11       | 0.25  | 5.11           | 3.17   | 13.23    | 3.02     | 2.58   | 2.69    | 8.81         |
| 12       | 0.41  | 4.71           | 2.94   | 13.23    | 3.10     | 2.62   | 2.71    | 8.63         |
| 2023. 1  | 0.49  | 4.47           | 2.94   | 12.26    | 3.13     | 2.69   | 2.77    | 7.76         |
| 2        | 0.50  | 4.61           | 3.17   | 13.43    | 3.27     | 2.87   | 2.94    | 8.23         |
| 3        | 0.32  | ...            | 3.00   | 11.95    | 3.27     | 2.92   | 2.98    | 8.54         |

## 6. 1) Deposit Rates

| : %     | In percent per annum |         |              |        |             |        |
|---------|----------------------|---------|--------------|--------|-------------|--------|
|         | 2)3)                 |         |              |        |             |        |
|         | Korea                | Nigeria | South Africa | Norway | New Zealand | Russia |
| 2017    | 1.56                 | 9.55    | 7.25         | 0.72   | 3.30        | 5.86   |
| 2018    | 1.87                 | 9.70    | 7.00         | 0.73   | 3.26        | 5.36   |
| 2019    | 1.75                 | 8.90    | 7.01         | 0.93   | 3.00        | 5.40   |
| 2020    | 1.05                 | 4.65    | 4.88         | 0.60   | 1.68        | 3.77   |
| 2021    | 1.08                 | 4.21    | 3.82         | 0.30   | 1.02        | 3.79   |
| 2022    | 2.77                 | ...     | 5.07         | 0.88   | 2.82        | 7.60   |
| 2021. 9 | 1.17                 | 4.65    | 3.80         | 0.29   | 1.06        | 4.14   |
| 10      | 1.29                 | 5.02    | 3.81         | 0.31   | 1.32        | 4.33   |
| 11      | 1.57                 | 4.96    | 3.97         | 0.35   | 1.40        | 4.62   |
| 12      | 1.7                  | 4.94    | 3.98         | 0.38   | 1.48        | 5.12   |
| 2022. 1 | 1.65                 | 5.00    | 4.11         | 0.43   | 1.48        | 5.11   |
| 2       | 1.7                  | ...     | 4.22         | 0.46   | 1.60        | 6.31   |
| 3       | 1.74                 | ...     | 4.41         | 0.51   | 1.88        | 18.67  |
| 4       | 1.87                 | ...     | 4.44         | 0.51   | 2.15        | 13.87  |
| 5       | 2.02                 | ...     | 4.74         | 0.55   | 2.31        | 7.99   |
| 6       | 2.41                 | ...     | 4.91         | 0.63   | 2.77        | 6.92   |
| 7       | 2.93                 | ...     | 5.33         | 0.73   | 2.89        | 6.11   |
| 8       | 2.98                 | ...     | 5.19         | 0.98   | 3.00        | 5.00   |
| 9       | 3.38                 | ...     | 5.60         | 1.16   | 3.39        | 5.49   |
| 10      | 4.01                 | ...     | 5.71         | 1.35   | 3.71        | 5.12   |
| 11      | 4.29                 | ...     | 5.99         | 1.60   | 4.09        | 5.25   |
| 12      | 4.22                 | ...     | 6.15         | 1.69   | 4.54        | 5.38   |
| 2023. 1 | 3.83                 | ...     | 5.81         | 1.83   | 4.68        | 5.27   |
| 2       | 3.54                 | ...     | ...          | 1.86   | 4.79        | ...    |

|         | Romania | Malaysia | Mexico | Brazil | Switzerland | 가<br>Singapore | Argentina |
|---------|---------|----------|--------|--------|-------------|----------------|-----------|
| 2017    | 0.89    | 2.92     | 2.70   | 8.51   | -0.27       | 0.14           | 19.00     |
| 2018    | 1.30    | 3.14     | 3.27   | 6.87   | -0.32       | 0.16           | 31.92     |
| 2019    | 1.79    | 2.98     | 3.53   | 5.43   | -0.35       | 0.20           | 47.29     |
| 2020    | 1.93    | 1.95     | 1.46   | 2.20   | -0.38       | 0.18           | 29.32     |
| 2021    | 1.58    | 1.56     | 0.65   | 4.35   | -0.42       | 0.12           | 33.55     |
| 2022    | 4.19    | ...      | 2.57   | 12.00  | -0.15       | ...            | 52.42     |
| 2021. 9 | 1.53    | 1.56     | 0.72   | 5.28   | -0.43       | ...            | 33.63     |
| 10      | 1.62    | 1.56     | 0.84   | 6.22   | -0.43       | ...            | 33.63     |
| 11      | 1.70    | 1.56     | 0.95   | 7.56   | -0.44       | ...            | 33.53     |
| 12      | 1.77    | 1.57     | 1.13   | 8.53   | -0.44       | ...            | 33.51     |
| 2022. 1 | 1.83    | 1.55     | 1.29   | 8.86   | -0.45       | ...            | 35.89     |
| 2       | 2.03    | 1.55     | 1.47   | 10.27  | -0.47       | ...            | 37.36     |
| 3       | 2.38    | 1.56     | 1.73   | 10.56  | -0.46       | ...            | 39.47     |
| 4       | 2.74    | 1.56     | 1.87   | 11.15  | -0.45       | ...            | 42.25     |
| 5       | 3.26    | 1.77     | 2.04   | 11.95  | -0.43       | ...            | 44.46     |
| 6       | 3.80    | 1.79     | 2.29   | 12.42  | -0.28       | ...            | 47.45     |
| 7       | 4.49    | 2.01     | 2.88   | 12.68  | -0.15       | ...            | 50.18     |
| 8       | 5.27    | 2.02     | 3.14   | 13.22  | -0.11       | ...            | 59.94     |
| 9       | 5.64    | 2.25     | 3.35   | 12.68  | 0.13        | ...            | 66.07     |
| 10      | 6.06    | ...      | 3.32   | 13.36  | 0.16        | ...            | 68.51     |
| 11      | 6.29    | ...      | 3.56   | 13.50  | 0.22        | ...            | 68.61     |
| 12      | 6.44    | ...      | 3.94   | 13.35  | 0.46        | ...            | 68.83     |
| 2023. 1 | 6.48    | ...      | 4.19   | 12.71  | 0.62        | ...            | 68.95     |
| 2       | ...     | ...      | ...    | 9.49   | ...         | ...            | 69.18     |

: 1)

가

2)

가

(

)

12

3)

:

, IMF 『International Financial Statistics』

## 6. ( )<sup>1)</sup> Deposit Rates (Cont'd)

| :       | In percent per annum |       |           |       |                |       |            |
|---------|----------------------|-------|-----------|-------|----------------|-------|------------|
| %       | Albania              | Egypt | Indonesia | China | Czech Republic | Chile | Costa Rica |
| 2017    | 0.77                 | 12.09 | 6.52      | 1.50  | 0.28           | 2.94  | 2.79       |
| 2018    | 0.75                 | 12.32 | 6.13      | 1.50  | 0.28           | 2.70  | 4.02       |
| 2019    | 0.49                 | 10.95 | 6.69      | 1.50  | 0.39           | 2.53  | 4.64       |
| 2020    | 0.42                 | 7.78  | 5.50      | 1.50  | 0.30           | 0.86  | 2.58       |
| 2021    | 0.48                 | 7.40  | 3.67      | 1.50  | 0.23           | 1.28  | 1.61       |
| 2022    | 0.73                 | 8.43  | 3.21      | 1.50  | 1.40           | 8.99  | 3.07       |
| 2021. 9 | 0.46                 | 7.20  | 3.41      | 1.50  | 0.20           | 1.65  | 1.36       |
| 10      | 0.47                 | 7.40  | 3.36      | 1.50  | 0.24           | 2.49  | 1.33       |
| 11      | 0.46                 | 7.40  | 3.29      | 1.50  | 0.36           | 3.03  | 1.34       |
| 12      | 0.48                 | 7.50  | 3.19      | 1.50  | 0.44           | 3.94  | 1.31       |
| 2022. 1 | 0.44                 | 7.30  | 3.14      | 1.50  | 0.62           | 4.68  | 1.34       |
| 2       | 0.46                 | 7.20  | 3.05      | 1.50  | 0.76           | 5.77  | 1.52       |
| 3       | 0.46                 | 7.40  | 3.02      | 1.50  | 0.85           | 6.60  | 1.34       |
| 4       | 0.80                 | 7.60  | 2.99      | 1.50  | 1.00           | 7.35  | 1.34       |
| 5       | 0.75                 | 7.80  | 2.98      | 1.50  | 1.18           | 8.46  | 1.41       |
| 6       | 0.65                 | 8.60  | 2.97      | 1.50  | 1.35           | 9.19  | 1.91       |
| 7       | 0.69                 | 8.90  | 2.97      | 1.50  | 1.56           | 9.86  | 2.66       |
| 8       | 0.53                 | 9.10  | 3.00      | 1.50  | 1.64           | 10.30 | 3.57       |
| 9       | 0.92                 | 9.00  | 3.06      | 1.50  | 1.84           | 10.90 | 4.54       |
| 10      | 0.91                 | 9.10  | 3.38      | 1.50  | 1.99           | 11.46 | 5.46       |
| 11      | 1.03                 | 9.30  | 3.77      | 1.50  | 2.08           | 11.59 | 5.68       |
| 12      | 1.13                 | 9.80  | 4.19      | 1.50  | 1.92           | 11.68 | 6.08       |
| 2023. 1 | 1.15                 | 10.70 | 4.34      | 1.50  | 2.21           | 11.67 | 6.20       |
| 2       | 1.18                 | ...   | ...       | ...   | ...            | ...   | ...        |

|         | Colombia | Thailand | Turkiye | Pakistan | Peru | 가<br>Hungary | Hong Kong |
|---------|----------|----------|---------|----------|------|--------------|-----------|
| 2017    | 5.99     | 1.29     | 15.29   | 4.48     | 4.45 | 0.12         | 0.01      |
| 2018    | 4.71     | 1.29     | 23.28   | 5.23     | 3.34 | 0.06         | 0.04      |
| 2019    | 4.50     | 1.42     | 25.41   | 9.13     | 3.67 | 0.10         | 0.14      |
| 2020    | 3.38     | 0.62     | 13.36   | 7.47     | 1.86 | 0.47         | 0.06      |
| 2021    | 2.07     | 0.41     | 20.70   | 5.75     | 0.70 | 1.01         | 0.02      |
| 2022    | 8.50     | 0.51     | 27.04   | ...      | 4.82 | 8.36         | 0.05      |
| 2021. 9 | 2.05     | 0.38     | 20.00   | 5.65     | 0.73 | 1.31         | 0.02      |
| 10      | 2.22     | 0.37     | 20.00   | 5.75     | 0.84 | 1.42         | 0.02      |
| 11      | 2.65     | 0.37     | 19.00   | 5.97     | 1.06 | 1.87         | 0.02      |
| 12      | 3.08     | 0.37     | 29.50   | 7.25     | 1.69 | 2.72         | 0.02      |
| 2022. 1 | 3.47     | 0.42     | 28.00   | ...      | 2.07 | 3.32         | 0.02      |
| 2       | 4.31     | 0.42     | 22.50   | ...      | 2.68 | 3.72         | 0.02      |
| 3       | 4.97     | 0.42     | 21.19   | ...      | 3.20 | 4.83         | 0.02      |
| 4       | 5.97     | 0.42     | 20.65   | ...      | 3.62 | 5.32         | 0.02      |
| 5       | 7.04     | 0.42     | 20.65   | ...      | 4.25 | 5.57         | 0.02      |
| 6       | 7.72     | 0.42     | 28.00   | ...      | 5.03 | 6.34         | 0.02      |
| 7       | 9.30     | 0.42     | 27.50   | ...      | 5.53 | 8.79         | 0.02      |
| 8       | 10.57    | 0.42     | 28.00   | ...      | 5.84 | 9.65         | 0.02      |
| 9       | 10.99    | 0.47     | 28.00   | ...      | 6.20 | 11.00        | 0.02      |
| 10      | 11.60    | 0.68     | 31.50   | ...      | 6.34 | 12.94        | 0.09      |
| 11      | 12.63    | 0.69     | 33.50   | ...      | 6.48 | 14.35        | 0.15      |
| 12      | 13.42    | 0.92     | 35.00   | ...      | 6.60 | 14.55        | 0.20      |
| 2023. 1 | 13.91    | ...      | 35.00   | ...      | 7.03 | 14.64        | 0.24      |
| 2       | 14.39    | ...      | ...     | ...      | ...  | ...          | 0.32      |

## 7. <sup>1)</sup> Lending Rates

| : %     | In percent per annum |         |              |        |         |          |
|---------|----------------------|---------|--------------|--------|---------|----------|
|         | 2)3)<br>Korea        | Nigeria | South Africa | Russia | Romania | Malaysia |
| 2017    | 3.48                 | 17.55   | 10.38        | 10.56  | 5.56    | 4.61     |
| 2018    | 3.66                 | 16.90   | 10.08        | 8.87   | 6.81    | 4.93     |
| 2019    | 3.45                 | 15.38   | 10.13        | 8.75   | 7.16    | 4.88     |
| 2020    | 2.80                 | 13.64   | 7.71         | 6.78   | 6.49    | 3.94     |
| 2021    | 2.88                 | 11.48   | 7.04         | 7.18   | 5.61    | 3.44     |
| 2022    | 4.29                 | ...     | 8.79         | 11.46  | 7.76    | ...      |
| 2021. 9 | 2.96                 | 11.73   | 7.00         | 7.99   | 5.40    | 3.45     |
| 10      | 3.07                 | 11.61   | 7.00         | 8.14   | 5.47    | 3.42     |
| 11      | 3.23                 | 11.80   | 7.25         | 8.45   | 5.53    | 3.44     |
| 12      | 3.25                 | 11.68   | 7.25         | 9.01   | 5.67    | 3.45     |
| 2022. 1 | 3.45                 | 11.68   | 7.50         | 9.84   | 6.01    | 3.44     |
| 2       | 3.51                 | ...     | 7.50         | 11.46  | 6.07    | 3.48     |
| 3       | 3.50                 | ...     | 7.75         | 18.70  | 6.34    | 3.48     |
| 4       | 3.57                 | ...     | 7.75         | 15.20  | 6.90    | 3.56     |
| 5       | 3.68                 | ...     | 8.25         | 13.60  | 7.08    | 3.68     |
| 6       | 3.90                 | ...     | 8.25         | 11.43  | 7.43    | 3.79     |
| 7       | 4.21                 | ...     | 9.00         | 10.57  | 8.15    | 4.09     |
| 8       | 4.52                 | ...     | 9.00         | 9.81   | 8.44    | 4.24     |
| 9       | 4.71                 | ...     | 9.75         | 9.46   | 8.67    | 4.43     |
| 10      | 5.26                 | ...     | 9.75         | 9.18   | 9.29    | ...      |
| 11      | 5.64                 | ...     | 10.50        | 9.33   | 9.36    | ...      |
| 12      | 5.57                 | ...     | 10.50        | 8.93   | 9.33    | ...      |
| 2023. 1 | 5.46                 | ...     | 10.75        | 9.79   | 9.60    | ...      |
| 2       | 5.32                 | ...     | 10.75        | ...    | ...     | ...      |

|         | Mexico | U.S.A. | Brazil | Switzerland | 가<br>Singapore | Argentina |
|---------|--------|--------|--------|-------------|----------------|-----------|
| 2017    | 7.33   | 4.10   | 46.92  | 2.63        | 5.28           | 26.58     |
| 2018    | 8.04   | 4.90   | 39.08  | 2.63        | 5.33           | 48.52     |
| 2019    | 8.43   | 5.28   | 37.48  | 2.63        | 5.25           | 67.25     |
| 2020    | 6.34   | 3.54   | 29.04  | 2.63        | 5.25           | 29.39     |
| 2021    | 4.89   | 3.25   | 30.02  | 2.64        | 5.25           | 35.56     |
| 2022    | 8.18   | ...    | 39.38  | 2.65        | ...            | 52.40     |
| 2021. 9 | 4.92   | ...    | 30.50  | 2.64        | ...            | 35.73     |
| 10      | 5.21   | ...    | 32.50  | 2.63        | ...            | 35.22     |
| 11      | 5.39   | ...    | 33.70  | 2.63        | ...            | 35.18     |
| 12      | 5.78   | ...    | 33.80  | 2.63        | ...            | 35.36     |
| 2022. 1 | 5.97   | ...    | 35.30  | 2.63        | ...            | 35.67     |
| 2       | 6.44   | ...    | 36.50  | 2.63        | ...            | 35.98     |
| 3       | 6.61   | ...    | 37.30  | 2.63        | ...            | 37.17     |
| 4       | 7.05   | ...    | 37.90  | 2.63        | ...            | 38.99     |
| 5       | 7.29   | ...    | 38.00  | 2.63        | ...            | 40.72     |
| 6       | 7.74   | ...    | 39.00  | 2.65        | ...            | 42.74     |
| 7       | 8.43   | ...    | 40.40  | 2.65        | ...            | 46.75     |
| 8       | 8.88   | ...    | 40.60  | 2.65        | ...            | 61.67     |
| 9       | 9.06   | ...    | 40.50  | 2.66        | ...            | 69.63     |
| 10      | 9.70   | ...    | 42.30  | 2.66        | ...            | 72.37     |
| 11      | 10.20  | ...    | 43.10  | 2.66        | ...            | 73.87     |
| 12      | 10.78  | ...    | 41.70  | 2.67        | ...            | 73.23     |
| 2023. 1 | 10.92  | ...    | 43.50  | 2.68        | ...            | 74.43     |
| 2       | 11.22  | ...    | ...    | ...         | ...            | 75.13     |

: 1)  
2)  
3)  
:

가 가 ( )  
: IMF 『International Financial Statistics』

## 7. ( )<sup>1)</sup> Lending Rates (Cont'd)

| :       | In percent per annum |         |       |       |           |       |                |
|---------|----------------------|---------|-------|-------|-----------|-------|----------------|
| %       | Iceland              | Albania | Italy | Egypt | Indonesia | China | Czech Republic |
| 2017    | 7.26                 | 6.22    | 3.00  | 18.18 | 11.07     | 4.35  | 3.59           |
| 2018    | 6.96                 | 5.93    | 2.68  | 18.32 | 10.54     | 4.35  | 3.54           |
| 2019    | 6.95                 | 6.28    | 2.60  | 16.12 | 10.37     | 4.35  | 3.69           |
| 2020    | 5.76                 | 6.12    | 2.33  | 11.37 | 9.54      | 4.35  | 3.34           |
| 2021    | 5.40                 | 6.02    | 2.03  | 9.43  | 8.92      | 4.35  | 3.20           |
| 2022    | 7.60                 | 6.51    | 2.26  | 10.58 | 8.52      | 4.35  | 4.22           |
| 2021. 9 | 5.57                 | 5.69    | 1.98  | 9.30  | 8.81      | 4.35  | 3.16           |
| 10      | 5.69                 | 5.88    | 1.95  | 9.30  | 8.75      | 4.35  | 3.25           |
| 11      | 5.78                 | 5.65    | 1.95  | 9.30  | 8.72      | 4.35  | 3.42           |
| 12      | 6.02                 | 5.93    | 1.85  | 9.50  | 8.59      | 4.35  | 3.65           |
| 2022. 1 | 6.01                 | 6.56    | 1.96  | 9.50  | 8.62      | 4.35  | 3.75           |
| 2       | 6.02                 | 6.40    | 1.93  | 9.50  | 8.58      | 4.35  | 3.84           |
| 3       | 6.31                 | 6.01    | 1.93  | 9.70  | 8.59      | 4.35  | 3.91           |
| 4       | 6.08                 | 6.69    | 1.91  | 9.90  | 8.49      | 4.35  | 3.99           |
| 5       | 6.83                 | 6.57    | 1.90  | 10.40 | 8.48      | 4.35  | 4.11           |
| 6       | 7.22                 | 5.70    | 1.94  | 10.50 | 8.40      | 4.35  | 4.32           |
| 7       | 8.15                 | 5.81    | 1.93  | 10.50 | 8.42      | 4.35  | 4.40           |
| 8       | 8.18                 | 6.50    | 2.05  | 10.50 | 8.42      | 4.35  | 4.44           |
| 9       | 8.76                 | 6.55    | 2.33  | 10.50 | 8.46      | 4.35  | 4.44           |
| 10      | 9.23                 | 6.65    | 2.81  | 11.20 | 8.58      | 4.35  | 4.48           |
| 11      | 9.09                 | 7.75    | 3.11  | 11.50 | 8.60      | 4.35  | 4.50           |
| 12      | 9.29                 | 6.89    | 3.37  | 13.30 | 8.60      | 4.35  | 4.50           |
| 2023. 1 | 9.33                 | 6.46    | 3.89  | 14.40 | 8.75      | 4.35  | 4.53           |
| 2       | 10.28                | 7.25    | 4.13  | ...   | ...       | ...   | ...            |

|         | Costa Rica | Colombia | Thailand | Pakistan | Peru  | 가<br>Hungary | Hong Kong |
|---------|------------|----------|----------|----------|-------|--------------|-----------|
| 2017    | 11.37      | 13.69    | 4.42     | 8.21     | 16.79 | 1.48         | 5.00      |
| 2018    | 11.12      | 12.11    | 4.15     | 8.53     | 14.54 | 1.47         | 5.04      |
| 2019    | 8.75       | 11.77    | 4.08     | 12.23    | 14.39 | 1.79         | 5.10      |
| 2020    | 6.64       | 9.85     | 3.29     | 10.76    | 12.94 | 1.96         | 5.00      |
| 2021    | 5.51       | 9.34     | 3.06     | 8.67     | 10.98 | 2.96         | 5.00      |
| 2022    | 7.36       | 15.81    | 3.14     | ...      | 12.60 | 10.66        | 5.10      |
| 2021. 9 | 5.25       | 9.52     | 3.04     | 8.39     | 10.49 | 3.31         | 5.00      |
| 10      | 5.45       | 9.91     | 3.04     | 8.60     | 10.56 | 3.24         | 5.00      |
| 11      | 5.16       | 10.75    | 3.05     | 8.68     | 10.73 | 3.73         | 5.00      |
| 12      | 4.29       | 9.93     | 3.03     | 9.33     | 10.99 | 5.25         | 5.00      |
| 2022. 1 | 5.41       | 11.75    | 3.04     | ...      | 11.13 | 5.77         | 5.00      |
| 2       | 6.98       | 11.59    | 3.03     | ...      | 11.29 | 5.95         | 5.00      |
| 3       | 4.46       | 12.26    | 3.02     | ...      | 11.52 | 6.98         | 5.00      |
| 4       | 5.52       | 13.02    | 3.02     | ...      | 11.85 | 7.63         | 5.00      |
| 5       | 6.10       | 14.03    | 3.02     | ...      | 12.12 | 8.12         | 5.00      |
| 6       | 6.03       | 14.42    | 3.04     | ...      | 12.49 | 8.83         | 5.00      |
| 7       | 7.14       | 15.92    | 3.04     | ...      | 12.66 | 9.99         | 5.00      |
| 8       | 8.06       | 17.90    | 3.09     | ...      | 12.94 | 11.68        | 5.00      |
| 9       | 8.56       | 17.92    | 3.17     | ...      | 13.38 | 12.76        | 5.13      |
| 10      | 9.91       | 19.76    | 3.30     | ...      | 13.59 | 16.44        | 5.13      |
| 11      | 11.61      | 20.25    | 3.36     | ...      | 13.93 | 17.03        | 5.38      |
| 12      | 8.53       | 20.87    | 3.53     | ...      | 14.26 | 16.68        | 5.63      |
| 2023. 1 | 11.21      | 22.88    | ...      | ...      | 14.46 | 15.47        | 5.63      |
| 2       | ...        | 22.97    | ...      | ...      | ...   | ...          | 5.63      |

## 8. International Interest Rates

|         | In period averages, percent per annum |        |             |         |          |        |         |
|---------|---------------------------------------|--------|-------------|---------|----------|--------|---------|
|         | Government bonds                      |        |             |         |          |        |         |
|         | Korea                                 | Norway | New Zealand | Denmark | Malaysia | Mexico | Morocco |
| 2017    | 2.17                                  | 1.07   | 2.49        | 0.52    | 3.64     | 7.25   | 3.83    |
| 2018    | 2.45                                  | 1.44   | 2.19        | 0.46    | 3.75     | 7.93   | 3.70    |
| 2019    | 1.68                                  | 1.29   | 1.31        | -0.18   | 3.43     | 7.67   | 3.39    |
| 2020    | 1.37                                  | 0.56   | 0.46        | -0.36   | 2.42     | 6.25   | 2.88    |
| 2021    | 1.85                                  | 1.14   | 1.28        | -0.06   | 2.71     | 6.76   | 2.64    |
| 2022    | 3.47                                  | 2.80   | 3.54        | 1.48    | ...      | 8.87   | 2.70    |
| 2021. 9 | 1.90                                  | 1.22   | 1.52        | -0.01   | 2.93     | ...    | ...     |
| 10      | 2.26                                  | 1.55   | 1.79        | 0.10    | 3.19     | 7.61   | 2.64    |
| 11      | 2.31                                  | 1.56   | 2.33        | 0.01    | 3.13     | 7.54   | 2.63    |
| 12      | 2.14                                  | 1.48   | 2.21        | -0.08   | 3.15     | 7.57   | ...     |
| 2022. 1 | 2.42                                  | 1.75   | 2.36        | 0.11    | 3.28     | ...    | 2.71    |
| 2       | 2.63                                  | 2.03   | 2.58        | 0.46    | 3.29     | 7.68   | 2.69    |
| 3       | 2.73                                  | 2.26   | 2.93        | 0.57    | 3.43     | 8.60   | ...     |
| 4       | 3.22                                  | 2.69   | 3.39        | 1.04    | 3.91     | 8.86   | ...     |
| 5       | 3.29                                  | 2.70   | 3.49        | 1.30    | 3.73     | 8.87   | ...     |
| 6       | 3.71                                  | 3.03   | 3.77        | 1.83    | 3.94     | 9.22   | ...     |
| 7       | 3.39                                  | 2.83   | 3.51        | 1.59    | 3.72     | 8.78   | ...     |
| 8       | 3.39                                  | 3.01   | 3.47        | 1.37    | 3.73     | ...    | ...     |
| 9       | 4.03                                  | 3.35   | 3.98        | 2.20    | 4.08     | 9.10   | ...     |
| 10      | 4.52                                  | 3.57   | 4.36        | 2.60    | ...      | 9.52   | ...     |
| 11      | 4.39                                  | 3.32   | 4.32        | 2.38    | ...      | 9.75   | ...     |
| 12      | 3.93                                  | 3.00   | 4.26        | 2.29    | ...      | 8.94   | ...     |
| 2023. 1 | ...                                   | 2.91   | 4.11        | 2.43    | ...      | 8.69   | ...     |
| 2       | ...                                   | 3.18   | 4.25        | 2.54    | ...      | 9.38   | ...     |

|         | Government bonds |       |                |         |                |          |        |
|---------|------------------|-------|----------------|---------|----------------|----------|--------|
|         | U.S.A.           | Spain | 가<br>Singapore | Iceland | Czech Republic | Thailand | Poland |
| 2017    | 2.33             | 1.56  | 2.16           | 2.22    | 0.98           | 2.60     | 3.42   |
| 2018    | 2.91             | 1.42  | 2.40           | 1.84    | 1.98           | 2.69     | 3.20   |
| 2019    | 2.14             | 0.66  | 1.95           | 1.09    | 1.55           | 2.05     | 2.35   |
| 2020    | 0.89             | 0.38  | 1.02           | 0.34    | 1.13           | 1.33     | 1.50   |
| 2021    | 1.40             | 0.35  | 1.43           | 0.78    | 1.90           | 1.75     | 1.94   |
| 2022    | ...              | 2.18  | ...            | 0.84    | 4.33           | 2.69     | 6.05   |
| 2021. 9 | ...              | 0.33  | ...            | 0.57    | 1.90           | 1.73     | 1.87   |
| 10      | ...              | 0.47  | ...            | 0.70    | 2.34           | 1.96     | 2.63   |
| 11      | ...              | 0.47  | ...            | 0.63    | 2.62           | 1.94     | 3.12   |
| 12      | ...              | 0.41  | ...            | 0.68    | 2.62           | 1.92     | 3.33   |
| 2022. 1 | ...              | 0.66  | ...            | 0.89    | 3.12           | 2.12     | 3.98   |
| 2       | ...              | 1.11  | ...            | 0.58    | 3.03           | 2.19     | 3.95   |
| 3       | ...              | 1.22  | ...            | 0.49    | 3.53           | 2.31     | 4.83   |
| 4       | ...              | 1.69  | ...            | 0.71    | 4.01           | 2.66     | 5.96   |
| 5       | ...              | 2.04  | ...            | 0.82    | 4.61           | 3.16     | 6.64   |
| 6       | ...              | 2.63  | ...            | 0.95    | 5.12           | 2.98     | 7.14   |
| 7       | ...              | 2.31  | ...            | 1.05    | 4.40           | 2.67     | 6.37   |
| 8       | ...              | 2.15  | ...            | 1.00    | 4.11           | 2.52     | 5.80   |
| 9       | ...              | 2.92  | ...            | ...     | 4.72           | 2.95     | 6.28   |
| 10      | ...              | 3.29  | ...            | ...     | 5.52           | 3.21     | 7.82   |
| 11      | ...              | 3.07  | ...            | ...     | 5.11           | 2.89     | 7.24   |
| 12      | ...              | 3.09  | ...            | ...     | 4.71           | 2.62     | 6.61   |
| 2023. 1 | ...              | 3.20  | ...            | ...     | 4.47           | 2.47     | 6.02   |
| 2       | ...              | 3.39  | ...            | ...     | 4.61           | 2.54     | 6.18   |



## 8. ( ) International Interest Rates (Cont'd)

|         | In period averages, percent per annum |        |             |         |          |        |         |
|---------|---------------------------------------|--------|-------------|---------|----------|--------|---------|
|         | Korea                                 | Norway | New Zealand | Denmark | Malaysia | Mexico | Morocco |
| 2017    | 1.26                                  | 0.90   | 1.66        | -0.44   | 2.98     | 7.06   | 2.28    |
| 2018    | 1.52                                  | 1.08   | 1.69        | -0.49   | 3.19     | 8.00   | 2.28    |
| 2019    | 1.59                                  | 1.58   | 1.35        | -0.55   | 3.05     | 8.32   | 2.28    |
| 2020    | 0.70                                  | 0.71   | 0.37        | -0.15   | 2.10     | 5.72   | 1.79    |
| 2021    | 0.61                                  | 0.48   | 0.31        | -0.08   | 1.74     | 4.62   | 1.50    |
| 2022    | 2.03                                  | 2.10   | 2.16        | 0.22    | ...      | 7.90   | 1.64    |
| 2021. 9 | 0.77                                  | 0.51   | 0.20        | 0.45    | 1.75     | 4.75   | 1.50    |
| 10      | 0.75                                  | 0.70   | 0.38        | -0.29   | 1.74     | 4.98   | 1.50    |
| 11      | 0.80                                  | 0.81   | 0.54        | -0.05   | 1.74     | 5.13   | 1.50    |
| 12      | 1.02                                  | 0.86   | 0.71        | -0.46   | 1.74     | 5.44   | 1.50    |
| 2022. 1 | 1.18                                  | 1.07   | 0.67        | -0.45   | 1.75     | 5.72   | 1.50    |
| 2       | 1.21                                  | 1.14   | 0.73        | -0.43   | 1.74     | 6.02   | 1.50    |
| 3       | 1.25                                  | 1.38   | 0.94        | 1.01    | 1.74     | 6.33   | 1.50    |
| 4       | 1.30                                  | 1.27   | 1.24        | -0.62   | 1.74     | 6.73   | 1.50    |
| 5       | 1.50                                  | 1.30   | 1.53        | -0.47   | 1.93     | 7.01   | 1.50    |
| 6       | 1.75                                  | 1.50   | 1.96        | -0.66   | 1.99     | 7.42   | 1.50    |
| 7       | 1.95                                  | 2.01   | 2.20        | -0.16   | 2.19     | 8.04   | 1.50    |
| 8       | 2.26                                  | 2.44   | 2.78        | -0.08   | 2.23     | 8.50   | 1.50    |
| 9       | 2.54                                  | 2.87   | 2.90        | 0.58    | 2.43     | 8.89   | 1.55    |
| 10      | 2.92                                  | 3.32   | 3.29        | 1.19    | ...      | 9.56   | 2.00    |
| 11      | 3.17                                  | 3.50   | 3.55        | 1.05    | ...      | 10.00  | 2.00    |
| 12      | 3.33                                  | 3.35   | 4.18        | 1.67    | ...      | 10.53  | 2.17    |
| 2023. 1 | ...                                   | 3.36   | 4.21        | 1.69    | ...      | 10.78  | 2.50    |
| 2       | ...                                   | 3.32   | 4.20        | 2.01    | ...      | 11.10  | 2.50    |

|         | Money Market Rate |       |                |         |                |          |        |
|---------|-------------------|-------|----------------|---------|----------------|----------|--------|
|         | U.S.A.            | Spain | 가<br>Singapore | Iceland | Czech Republic | Thailand | Poland |
| 2017    | 1.00              | -0.29 | 0.69           | 4.48    | 0.42           | 1.45     | 1.58   |
| 2018    | 1.83              | ...   | 1.27           | 4.09    | 1.32           | 1.46     | 1.53   |
| 2019    | 2.16              | -0.36 | 1.79           | 3.59    | 2.12           | 1.56     | 1.56   |
| 2020    | 0.38              | -0.36 | 0.45           | 1.21    | 0.77           | 0.62     | 0.49   |
| 2021    | 0.08              | -0.50 | 0.21           | 1.05    | 1.25           | 0.45     | 0.28   |
| 2022    | ...               | ...   | ...            | 4.23    | 6.39           | 0.64     | 5.17   |
| 2021. 9 | ...               | ...   | ...            | 1.13    | 1.24           | 0.45     | 0.10   |
| 10      | ...               | ...   | ...            | 1.38    | 2.18           | 0.45     | 0.23   |
| 11      | ...               | ...   | ...            | 1.88    | 3.19           | 0.45     | 0.91   |
| 12      | ...               | ...   | ...            | 1.88    | 4.08           | 0.45     | 1.39   |
| 2022. 1 | ...               | ...   | ...            | 1.88    | 4.36           | 0.45     | 1.96   |
| 2       | ...               | ...   | ...            | 2.63    | 4.73           | 0.45     | 2.43   |
| 3       | ...               | ...   | ...            | 2.63    | 5.06           | 0.45     | 3.16   |
| 4       | ...               | ...   | ...            | 2.63    | 5.47           | 0.45     | 4.20   |
| 5       | ...               | ...   | ...            | 3.63    | 6.19           | 0.45     | 5.06   |
| 6       | ...               | ...   | ...            | 4.63    | 7.23           | 0.45     | 5.72   |
| 7       | ...               | ...   | ...            | 4.63    | 7.31           | 0.45     | 6.43   |
| 8       | ...               | ...   | ...            | 5.38    | 7.26           | 0.61     | 6.50   |
| 9       | ...               | ...   | ...            | 5.38    | 7.25           | 0.74     | 6.68   |
| 10      | ...               | ...   | ...            | 5.63    | 7.31           | 0.95     | 6.64   |
| 11      | ...               | ...   | ...            | 5.88    | 7.25           | 0.97     | 6.67   |
| 12      | ...               | ...   | ...            | 5.88    | 7.26           | 1.20     | 6.55   |
| 2023. 1 | ...               | ...   | ...            | 5.86    | 7.21           | 1.26     | 6.58   |
| 2       | ...               | ...   | ...            | 6.36    | 7.20           | 1.45     | 6.61   |

## 9. Central Bank Policy Rate

| :       | In percent per annum |         |              |       |             |         |        |        |
|---------|----------------------|---------|--------------|-------|-------------|---------|--------|--------|
| %       | Korea                | Nigeria | South Africa | Nepal | New Zealand | Romania | Russia | Mexico |
| 2016    | 1.25                 | 14.00   | 7.00         | 7.00  | 1.75        | 1.75    | 10.00  | 5.75   |
| 2017    | 1.50                 | 14.00   | 6.75         | 7.00  | 1.75        | 1.75    | 7.75   | 7.25   |
| 2018    | 1.75                 | 14.00   | 6.75         | 6.50  | 1.75        | 2.50    | 7.75   | 8.25   |
| 2019    | 1.25                 | 13.50   | 6.50         | 6.00  | 1.00        | 2.50    | 6.25   | 7.25   |
| 2020    | 0.50                 | 11.50   | 3.50         | 5.00  | 0.25        | 1.50    | 4.25   | 4.25   |
| 2021    | 1.00                 | 11.50   | 3.75         | 5.00  | 0.75        | 1.75    | 8.50   | 5.50   |
| 2021. 4 | 0.50                 | 11.50   | 3.50         | 5.00  | 0.25        | 1.25    | 5.00   | 4.00   |
| 5       | 0.50                 | 11.50   | 3.50         | 5.00  | 0.25        | 1.25    | 5.00   | 4.00   |
| 6       | 0.50                 | 11.50   | 3.50         | 5.00  | 0.25        | 1.25    | 5.50   | 4.25   |
| 7       | 0.50                 | 11.50   | 3.50         | 5.00  | 0.25        | 1.25    | 6.50   | 4.25   |
| 8       | 0.75                 | 11.50   | 3.50         | 5.00  | 0.25        | 1.25    | 6.50   | 4.50   |
| 9       | 0.75                 | 11.50   | 3.50         | 5.00  | 0.25        | 1.25    | 6.75   | 4.50   |
| 10      | 0.75                 | 11.50   | 3.50         | 5.00  | 0.50        | 1.50    | 7.50   | 4.75   |
| 11      | 1.00                 | 11.50   | 3.75         | 5.00  | 0.75        | 1.75    | 7.50   | 5.00   |
| 12      | 1.00                 | 11.50   | 3.75         | 5.00  | 0.75        | 1.75    | 8.50   | 5.50   |
| 2022. 1 | 1.25                 | 11.50   | 4.00         | 5.00  | 0.75        | 2.00    | 8.50   | 5.50   |
| 2       | 1.25                 | ...     | 4.00         | 5.00  | 1.00        | 2.50    | 20.00  | 6.00   |
| 3       | 1.25                 | ...     | 4.25         | 7.00  | 1.00        | 2.50    | 20.00  | 6.50   |
| 4       | 1.50                 | ...     | 4.25         | 7.00  | 1.50        | 3.00    | 17.00  | 6.50   |
| 5       | 1.75                 | ...     | 4.75         | 7.00  | 2.00        | 3.75    | 11.00  | 7.00   |
| 6       | 1.75                 | ...     | 4.75         | 7.00  | 2.00        | 3.75    | 9.50   | 7.75   |
| 7       | 2.25                 | ...     | 5.50         | 7.00  | 2.50        | 4.75    | 8.00   | 7.75   |
| 8       | 2.50                 | ...     | 5.50         | 8.50  | 3.00        | 5.50    | 8.00   | 8.50   |
| 9       | ...                  | ...     | ...          | 8.50  | ...         | ...     | ...    | ...    |

|         | U.S.A. | Brazil | Australia | Czech Republic | Chile | Canada | Philippines | 가<br>Hungary |
|---------|--------|--------|-----------|----------------|-------|--------|-------------|--------------|
| 2016    | 0.63   | 13.75  | 1.50      | 0.05           | 3.50  | 0.50   | 3.00        | 0.90         |
| 2017    | 1.38   | 7.00   | 1.50      | 0.50           | 2.50  | 1.00   | 3.00        | 0.90         |
| 2018    | 2.38   | 6.50   | 1.50      | 1.75           | 2.75  | 1.75   | 4.75        | 0.90         |
| 2019    | 1.63   | 4.50   | 0.75      | 2.00           | 1.75  | 1.75   | 4.00        | 0.90         |
| 2020    | 0.13   | 2.00   | 0.10      | 0.25           | 0.50  | 0.25   | 2.00        | 0.60         |
| 2021    | 0.13   | 9.25   | 0.10      | 3.75           | 4.00  | 0.25   | 2.00        | 2.40         |
| 2021. 4 | 0.13   | 2.75   | 0.10      | 0.25           | 0.50  | 0.25   | 2.00        | 0.60         |
| 5       | 0.13   | 3.50   | 0.10      | 0.25           | 0.50  | 0.25   | 2.00        | 0.60         |
| 6       | 0.13   | 4.25   | 0.10      | 0.50           | 0.50  | 0.25   | 2.00        | 0.90         |
| 7       | 0.13   | 4.25   | 0.10      | 0.50           | 0.75  | 0.25   | 2.00        | 1.20         |
| 8       | 0.13   | 5.25   | 0.10      | 0.75           | 0.75  | 0.25   | 2.00        | 1.50         |
| 9       | 0.13   | 6.25   | 0.10      | 0.75           | 1.50  | 0.25   | 2.00        | 1.65         |
| 10      | 0.13   | 7.75   | 0.10      | 1.50           | 2.75  | 0.25   | 2.00        | 1.80         |
| 11      | 0.13   | 7.75   | 0.10      | 2.75           | 2.75  | 0.25   | 2.00        | 2.10         |
| 12      | 0.13   | 9.25   | 0.10      | 3.75           | 4.00  | 0.25   | 2.00        | 2.40         |
| 2022. 1 | 0.13   | 9.25   | 0.10      | 3.75           | 5.50  | 0.25   | 2.00        | 2.90         |
| 2       | 0.13   | 10.75  | 0.10      | 4.50           | 5.50  | 0.25   | 2.00        | 3.40         |
| 3       | 0.38   | 11.75  | 0.10      | 4.50           | 7.00  | 0.50   | 2.00        | 4.40         |
| 4       | 0.38   | 11.75  | 0.10      | 5.00           | 7.00  | 1.00   | 2.00        | 5.40         |
| 5       | 0.88   | 12.75  | 0.35      | 5.75           | 8.25  | 1.00   | 2.25        | 5.40         |
| 6       | 1.63   | 13.25  | 0.85      | 7.00           | 9.00  | 1.50   | 2.50        | 7.75         |
| 7       | 2.38   | 13.25  | 1.35      | 7.00           | 9.75  | 2.50   | 3.25        | 10.75        |
| 8       | 2.38   | 13.75  | 1.85      | 7.00           | 9.75  | 2.50   | 3.75        | 11.75        |
| 9       | ...    | ...    | ...       | ...            | ...   | ...    | ...         | ...          |

# 10. Government Bond Yield

|         | In percent per annum |        |        |             |         |        |          |        |        |
|---------|----------------------|--------|--------|-------------|---------|--------|----------|--------|--------|
|         | Korea <sup>1)</sup>  | Greece | Norway | New Zealand | Denmark | Russia | Malaysia | Mexico | U.S.A. |
| 2017    | 1.80                 | 5.98   | 1.07   | 2.49        | 0.52    | 7.96   | 3.64     | 7.25   | 2.33   |
| 2018    | 2.10                 | 4.19   | 1.44   | 2.19        | 0.46    | 8.19   | 3.75     | 7.93   | 2.91   |
| 2019    | 1.53                 | 2.59   | 1.29   | 1.31        | -0.18   | 7.70   | 3.43     | 7.67   | 2.14   |
| 2020    | 0.99                 | 1.27   | 0.56   | 0.46        | -0.36   | 6.58   | 2.42     | 6.25   | 0.89   |
| 2021    | 1.39                 | 0.88   | 1.14   | 1.28        | -0.06   | 7.54   | 2.71     | 6.76   | 1.40   |
| 2022    | 3.20                 | 3.49   | 2.80   | 3.54        | 1.48    | 10.15  | ...      | 8.87   | ...    |
| 2021. 9 | 1.52                 | 0.80   | 1.22   | 1.52        | -0.01   | 7.64   | 2.93     | ...    | ...    |
| 10      | 1.84                 | 0.96   | 1.55   | 1.79        | 0.10    | 8.11   | 3.19     | 7.61   | ...    |
| 11      | 1.95                 | 1.22   | 1.56   | 2.33        | 0.01    | 8.22   | 3.13     | 7.54   | ...    |
| 12      | 1.80                 | 1.29   | 1.48   | 2.21        | -0.08   | 8.43   | 3.15     | 7.57   | ...    |
| 2022. 1 | 2.06                 | 1.62   | 1.75   | 2.36        | 0.11    | 9.27   | 3.28     | ...    | ...    |
| 2       | 2.29                 | 2.46   | 2.03   | 2.58        | 0.46    | 11.76  | 3.29     | 7.68   | ...    |
| 3       | 2.37                 | 2.61   | 2.26   | 2.93        | 0.57    | 11.18  | 3.43     | 8.60   | ...    |
| 4       | 2.94                 | 2.89   | 2.69   | 3.39        | 1.04    | 10.41  | 3.91     | 8.86   | ...    |
| 5       | 3.02                 | 3.54   | 2.70   | 3.49        | 1.30    | 9.43   | 3.73     | 8.87   | ...    |
| 6       | 3.48                 | 3.93   | 3.03   | 3.77        | 1.83    | 8.81   | 3.94     | 9.22   | ...    |
| 7       | 3.24                 | 3.38   | 2.83   | 3.51        | 1.59    | 9.06   | 3.72     | 8.78   | ...    |
| 8       | 3.25                 | 3.46   | 3.01   | 3.47        | 1.37    | 9.32   | 3.73     | ...    | ...    |
| 9       | 3.90                 | 4.44   | 3.35   | 3.98        | 2.20    | 10.96  | 4.08     | 9.10   | ...    |
| 10      | 4.24                 | 4.87   | 3.57   | 4.36        | 2.60    | 10.45  | ...      | 9.52   | ...    |
| 11      | 3.90                 | 4.42   | 3.32   | 4.32        | 2.38    | 10.50  | ...      | 9.75   | ...    |
| 12      | 3.63                 | 4.22   | 3.00   | 4.26        | 2.29    | 10.63  | ...      | 8.94   | ...    |
| 2023. 1 | 3.46                 | 4.29   | 2.91   | 4.11        | 2.43    | 11.05  | ...      | 8.69   | ...    |
| 2       | 3.47                 | 4.26   | 3.18   | 4.25        | 2.54    | 11.33  | ...      | 9.38   | ...    |

|         | Switzerland | Spain | 가<br>Singapore | Iceland | U.K. | Italy | Czech Republic | Poland | 가<br>Hungary |
|---------|-------------|-------|----------------|---------|------|-------|----------------|--------|--------------|
|         | 2017        | -0.07 | 1.56           | 2.16    | 2.22 | 1.28  | 2.11           | 0.98   | 3.42         |
| 2018    | 0.03        | 1.42  | 2.40           | 1.84    | 1.31 | 2.61  | 1.98           | 3.20   | 3.06         |
| 2019    | -0.49       | 0.66  | 1.95           | 1.09    | 0.83 | 1.95  | 1.55           | 2.35   | 2.47         |
| 2020    | -0.53       | 0.38  | 1.02           | 0.34    | 0.32 | 1.17  | 1.13           | 1.50   | 2.23         |
| 2021    | -0.23       | 0.35  | 1.43           | 0.78    | 0.84 | 0.81  | 1.90           | 1.94   | 3.06         |
| 2022    | 0.83        | 2.18  | ...            | 0.84    | 3.50 | 3.16  | 4.33           | 6.05   | 7.57         |
| 2021. 9 | -0.17       | 0.33  | ...            | 0.57    | 0.80 | 0.78  | 1.90           | 1.87   | 3.09         |
| 10      | -0.05       | 0.47  | ...            | 0.70    | 1.08 | 0.96  | 2.34           | 2.63   | 3.69         |
| 11      | -0.23       | 0.47  | ...            | 0.63    | 0.94 | 1.01  | 2.62           | 3.12   | 4.07         |
| 12      | -0.13       | 0.41  | ...            | 0.68    | 0.84 | 1.05  | 2.62           | 3.33   | 4.40         |
| 2022. 1 | 0.05        | 0.66  | ...            | 0.89    | 1.21 | 1.35  | 3.12           | 3.98   | 4.71         |
| 2       | 0.26        | 1.11  | ...            | 0.58    | 1.49 | 1.79  | 3.03           | 3.95   | 4.86         |
| 3       | 0.68        | 1.22  | ...            | 0.49    | 1.55 | 1.85  | 3.53           | 4.83   | 5.92         |
| 4       | 0.82        | 1.69  | ...            | 0.71    | 1.84 | 2.44  | 4.01           | 5.96   | 6.59         |
| 5       | 0.78        | 2.04  | ...            | 0.82    | 1.91 | 2.99  | 4.61           | 6.64   | 7.20         |
| 6       | 1.15        | 2.63  | ...            | 0.95    | 2.38 | 3.63  | 5.12           | 7.14   | 7.95         |
| 7       | 0.52        | 2.31  | ...            | 1.05    | 2.15 | 3.36  | 4.40           | 6.37   | 8.51         |
| 8       | 0.79        | 2.15  | ...            | 1.00    | 2.33 | 3.30  | 4.11           | 5.80   | 8.19         |
| 9       | 1.16        | 2.92  | ...            | ...     | 3.50 | 4.14  | 4.72           | 6.28   | 9.23         |
| 10      | 1.12        | 3.29  | ...            | ...     | 4.11 | 4.53  | 5.52           | 7.82   | 10.25        |
| 11      | 1.06        | 3.07  | ...            | ...     | 3.42 | 4.24  | 5.11           | 7.24   | 8.81         |
| 12      | 1.57        | 3.09  | ...            | ...     | 3.50 | 4.26  | 4.71           | 6.61   | 8.63         |
| 2023. 1 | 1.26        | 3.20  | ...            | ...     | 3.51 | 4.24  | 4.47           | 6.02   | 7.76         |
| 2       | 1.45        | 3.39  | ...            | ...     | ...  | 4.27  | 4.61           | 6.18   | 8.23         |

: 1)

(3 )

: IMF International Financial Statistics

# 11. 가

## Share Prices Index

: , 2015=100

In period averages, 2015=100

|          | Korea | Greece | Netherlands | Norway | New Zealand | Denmark | Germany | Latvia |
|----------|-------|--------|-------------|--------|-------------|---------|---------|--------|
| 2017     | 114.8 | 100.1  | 110.5       | 122.2  | 121.3       | 108.8   | 109.5   | 189.2  |
| 2018     | 115.7 | 100.9  | 112.7       | 146.9  | 134.9       | 111.3   | 107.9   | 211.1  |
| 2019     | 104.8 | 107.8  | 115.1       | 147.7  | 152.9       | 115.5   | 102.5   | 213.0  |
| 2020     | 110.4 | 93.0   | 112.7       | 139.1  | 166.8       | 138.0   | 101.9   | 221.3  |
| 2021     | 154.6 | 117.7  | 145.9       | 181.5  | 182.3       | 181.7   | 123.1   | 254.1  |
| 2022     | 125.5 | 118.6  | 134.8       | 206.1  | 161.1       | 180.4   | 105.0   | 236.7  |
| 2021. 10 | 148.7 | 120.6  | 153.0       | 196.4  | 185.1       | 190.6   | 123.9   | 269.5  |
| 11       | 147.4 | 122.2  | 157.6       | 200.6  | 182.2       | 199.6   | 127.7   | 268.3  |
| 12       | 148.6 | 119.9  | 152.5       | 195.4  | 181.1       | 195.6   | 124.3   | 266.3  |
| 2022. 1  | 142.0 | 125.7  | 150.3       | 196.7  | 178.0       | 186.1   | 125.1   | 267.3  |
| 2        | 135.1 | 127.7  | 143.4       | 196.6  | 171.4       | 179.4   | 119.8   | 263.3  |
| 3        | 134.0 | 114.5  | 135.6       | 206.0  | 168.4       | 183.4   | 110.3   | 236.3  |
| 4        | 134.4 | 124.2  | 138.0       | 214.2  | 166.8       | 189.1   | 110.4   | 223.1  |
| 5        | 130.8 | 118.1  | 132.6       | 210.5  | 158.1       | 179.3   | 105.6   | 215.5  |
| 6        | 124.0 | 115.1  | 128.9       | 210.6  | 152.7       | 176.2   | 102.0   | 233.8  |
| 7        | 117.5 | 109.5  | 130.6       | 204.5  | 154.8       | 182.4   | 96.6    | 238.3  |
| 8        | 123.4 | 118.6  | 137.1       | 216.4  | 162.2       | 185.2   | 99.8    | 237.4  |
| 9        | 116.3 | 111.3  | 127.3       | 203.6  | 158.7       | 169.5   | 93.5    | 230.4  |
| 10       | 110.7 | 113.3  | 124.3       | 198.4  | 150.4       | 167.3   | 92.2    | 224.3  |
| 11       | 120.2 | 120.8  | 133.7       | 208.4  | 154.7       | 179.2   | 102.1   | 231.6  |
| 12       | 117.1 | 123.9  | 136.3       | 207.2  | 157.6       | 187.4   | 103.0   | 239.5  |
| 2023. 1  | 117.6 | 132.1  | 142.3       | 204.2  | 160.7       | 191.1   | 109.9   | 246.6  |
| 2        | 121.8 | 146.4  | 146.0       | 211.1  | 163.9       | 196.6   | 113.7   | 250.7  |
| 3        | 120.2 | 142.9  | 142.3       | 204.9  | 158.8       | 197.4   | 107.4   | 248.2  |

|          | Russia | Luxembourg | Lithuania | Mexico | U.S.A. | Belgium | Brazil | Sweden |
|----------|--------|------------|-----------|--------|--------|---------|--------|--------|
| 2017     | 121.2  | 100.6      | 125.2     | 111.6  | 110.9  | 101.5   | 136.8  | 110.3  |
| 2018     | 137.3  | 99.6       | 140.7     | 107.4  | 118.4  | 96.6    | 164.1  | 110.9  |
| 2019     | 159.6  | 77.7       | 139.4     | 98.0   | 120.5  | 92.7    | 202.4  | 117.8  |
| 2020     | 170.7  | 59.9       | 151.5     | 89.1   | 118.4  | 77.9    | 198.5  | 130.3  |
| 2021     | 223.1  | 97.5       | 189.4     | 112.6  | 152.2  | 91.7    | 234.8  | 178.6  |
| 2022     | 146.2  | 97.5       | 188.6     | 114.4  | 144.8  | 93.0    | 220.4  | 158.3  |
| 2021. 10 | 250.7  | 104.6      | 193.0     | 117.8  | 156.9  | 95.7    | 221.4  | 184.3  |
| 11       | 242.0  | 104.7      | 196.9     | 116.6  | 159.9  | 97.9    | 209.8  | 195.2  |
| 12       | 223.4  | 103.2      | 198.2     | 117.9  | 157.3  | 97.1    | 212.6  | 194.7  |
| 2022. 1  | 212.9  | 110.2      | 199.6     | 119.6  | 158.1  | 101.2   | 214.5  | 189.0  |
| 2        | 195.1  | 107.5      | 192.2     | 119.1  | 155.3  | 99.3    | 226.8  | 175.8  |
| 3        | 147.4  | 108.9      | 178.3     | 123.8  | 153.0  | 92.7    | 231.1  | 167.5  |
| 4        | 146.3  | 111.1      | 188.4     | 123.3  | 153.6  | 94.9    | 231.1  | 168.9  |
| 5        | 141.4  | 103.7      | 188.1     | 115.9  | 144.4  | 93.8    | 216.6  | 156.6  |
| 6        | 138.9  | 97.8       | 186.7     | 110.9  | 139.7  | 91.2    | 208.3  | 150.1  |
| 7        | 127.7  | 87.8       | 183.5     | 108.0  | 137.5  | 88.8    | 199.1  | 149.2  |
| 8        | 130.3  | 91.5       | 190.4     | 108.3  | 144.2  | 91.0    | 221.1  | 154.5  |
| 9        | 135.2  | 84.0       | 186.7     | 105.1  | 135.1  | 86.6    | 222.3  | 141.9  |
| 10       | 120.8  | 82.9       | 185.1     | 106.7  | 132.0  | 86.4    | 232.2  | 140.0  |
| 11       | 130.4  | 91.3       | 188.9     | 116.8  | 142.1  | 94.1    | 225.7  | 152.8  |
| 12       | 128.0  | 93.0       | 195.4     | 114.5  | 143.2  | 96.3    | 216.3  | 154.0  |
| 2023. 1  | 129.4  | 101.4      | 198.9     | 120.8  | 147.0  | 98.7    | 222.5  | 161.6  |
| 2        | 132.2  | 102.3      | 204.3     | 121.6  | 148.2  | 99.7    | 217.8  | 166.4  |
| 3        | 139.1  | 100.3      | 206.3     | 120.9  | 141.1  | 97.4    | 205.9  | 159.7  |

# 11. 가 ( )

## Share Prices Index (Cont'd)

: , 2015=100

In period averages, 2015=100

|          | Switzerland | Spain | Slovak Republic | Slovenia | Iceland | Ireland |
|----------|-------------|-------|-----------------|----------|---------|---------|
| 2017     | 103.9       | 95.7  | 122.5           | 105.5    | 115.9   | 109.2   |
| 2018     | 104.9       | 89.8  | 128.8           | 112.9    | 114.7   | 106.5   |
| 2019     | 114.2       | 85.4  | 132.7           | 116.4    | 123.1   | 101.0   |
| 2020     | 118.5       | 69.8  | 132.5           | 114.7    | 132.6   | 102.4   |
| 2021     | 136.8       | 79.8  | 144.2           | 148.2    | 202.3   | 131.2   |
| 2022     | 130.3       | 76.1  | 142.1           | 152.0    | 209.7   | 115.5   |
| 2021. 10 | 139.8       | 81.6  | 150.0           | 157.3    | 223.4   | 136.2   |
| 11       | 145.5       | 81.3  | 152.7           | 163.4    | 228.4   | 134.5   |
| 12       | 147.2       | 77.3  | 153.0           | 165.7    | 227.8   | 132.0   |
| 2022. 1  | 145.0       | 80.1  | 153.5           | 174.2    | 227.6   | 135.0   |
| 2        | 139.8       | 79.5  | 154.5           | 167.0    | 226.2   | 132.0   |
| 3        | 136.8       | 75.9  | 152.2           | 153.7    | 219.8   | 116.3   |
| 4        | 141.2       | 79.2  | 147.0           | 158.6    | 228.7   | 116.1   |
| 5        | 133.1       | 78.5  | 145.8           | 152.8    | 208.4   | 114.8   |
| 6        | 125.3       | 77.2  | 142.7           | 154.0    | 199.6   | 107.7   |
| 7        | 126.3       | 74.0  | 143.6           | 151.3    | 209.1   | 103.8   |
| 8        | 127.6       | 75.6  | 140.3           | 155.2    | 212.6   | 113.4   |
| 9        | 120.5       | 71.9  | 133.3           | 140.9    | 202.7   | 108.4   |
| 10       | 119.1       | 70.0  | 131.8           | 132.7    | 190.6   | 107.1   |
| 11       | 124.8       | 75.0  | 128.9           | 140.6    | 198.1   | 115.7   |
| 12       | 124.1       | 76.2  | 130.9           | 143.0    | 192.9   | 115.9   |
| 2023. 1  | 128.2       | 81.1  | 129.1           | 147.1    | 202.1   | 124.7   |
| 2        | 128.5       | 85.0  | 128.0           | 158.3    | 210.1   | 130.6   |
| 3        | 124.8       | 83.9  | 120.4           | 159.4    | 203.2   | 133.4   |

|          | Estonia | U.K.  | Australia | Austria | Israel | Italy |
|----------|---------|-------|-----------|---------|--------|-------|
| 2017     | 135.7   | 111.9 | 105.6     | 129.8   | 85.8   | 101.3 |
| 2018     | 144.2   | 111.5 | 109.2     | 139.4   | 88.7   | 103.9 |
| 2019     | 144.3   | 110.4 | 117.3     | 130.1   | 91.3   | 104.0 |
| 2020     | 139.9   | 95.2  | 111.2     | 106.2   | 88.2   | 97.4  |
| 2021     | 199.9   | 106.1 | 130.5     | 145.9   | 110.8  | 121.8 |
| 2022     | 211.0   | 111.6 | 128.4     | 137.4   | 122.0  | 118.8 |
| 2021. 10 | 222.2   | 108.6 | 133.6     | 158.0   | 117.6  | 125.1 |
| 11       | 235.3   | 110.2 | 134.5     | 159.8   | 123.3  | 134.1 |
| 12       | 230.5   | 110.5 | 134.0     | 159.2   | 124.7  | 134.3 |
| 2022. 1  | 232.5   | 113.7 | 132.7     | 163.0   | 129.5  | 136.2 |
| 2        | 225.6   | 114.3 | 130.4     | 159.8   | 128.4  | 131.2 |
| 3        | 211.8   | 110.9 | 131.7     | 137.7   | 127.7  | 120.9 |
| 4        | 222.5   | 114.6 | 136.1     | 139.3   | 131.1  | 123.9 |
| 5        | 213.6   | 113.0 | 130.4     | 137.5   | 120.9  | 120.9 |
| 6        | 206.5   | 110.7 | 123.8     | 136.3   | 116.6  | 114.7 |
| 7        | 203.5   | 109.6 | 122.0     | 128.7   | 119.1  | 108.7 |
| 8        | 211.6   | 113.2 | 128.0     | 132.9   | 126.2  | 114.0 |
| 9        | 203.4   | 109.0 | 122.6     | 125.3   | 121.8  | 108.4 |
| 10       | 194.1   | 105.7 | 122.6     | 121.5   | 116.3  | 107.3 |
| 11       | 200.9   | 111.7 | 129.3     | 134.0   | 115.9  | 119.4 |
| 12       | 205.4   | 113.3 | 130.6     | 132.2   | 110.1  | 119.5 |
| 2023. 1  | 212.2   | 117.3 | 133.0     | 137.0   | 110.2  | 126.1 |
| 2        | 218.1   | 120.0 | 134.8     | 142.6   | 107.5  | 133.6 |
| 3        | 217.8   | 115.8 | 129.5     | 138.9   | 103.0  | 131.0 |

# 11. 가 ( )

## Share Prices Index (Cont'd)

| : , 2015=100 | In period averages, 2015=100 |           |       |       |                |       |        |
|--------------|------------------------------|-----------|-------|-------|----------------|-------|--------|
|              | India                        | Indonesia | Japan | China | Czech Republic | Chile | Canada |
| 2017         | 113.0                        | 117.0     | 104.6 | 87.9  | 101.2          | 130.6 | 108.4  |
| 2018         | 129.4                        | 124.0     | 111.5 | 79.7  | 109.1          | 145.2 | 109.7  |
| 2019         | 140.3                        | 128.3     | 102.8 | 78.9  | 106.0          | 135.1 | 113.8  |
| 2020         | 138.3                        | 106.7     | 102.9 | 84.4  | 93.5           | 106.5 | 111.8  |
| 2021         | 196.4                        | 126.7     | 125.8 | 95.8  | 120.7          | 118.1 | 138.2  |
| 2022         | 211.5                        | 141.8     | 123.7 | 87.3  | 128.4          | 139.7 | 140.7  |
| 2021. 10     | 221.0                        | 133.1     | 128.4 | 96.7  | 135.5          | 109.1 | 144.8  |
| 11           | 217.3                        | 135.1     | 130.5 | 95.7  | 137.0          | 118.1 | 149.5  |
| 12           | 210.8                        | 134.2     | 127.5 | 98.1  | 140.6          | 114.1 | 146.1  |
| 2022. 1      | 217.5                        | 135.5     | 126.2 | 95.5  | 143.1          | 118.2 | 146.7  |
| 2            | 210.9                        | 138.8     | 123.6 | 93.1  | 143.2          | 121.0 | 148.0  |
| 3            | 206.4                        | 141.7     | 121.6 | 88.9  | 132.8          | 127.8 | 150.8  |
| 4            | 212.7                        | 146.7     | 122.6 | 85.2  | 136.9          | 132.7 | 150.6  |
| 5            | 199.4                        | 141.1     | 121.3 | 83.5  | 131.7          | 137.6 | 142.2  |
| 6            | 195.5                        | 143.7     | 122.2 | 89.0  | 130.8          | 143.4 | 137.7  |
| 7            | 199.9                        | 137.9     | 123.0 | 89.4  | 123.5          | 144.1 | 132.0  |
| 8            | 215.8                        | 145.0     | 126.5 | 87.8  | 122.1          | 151.0 | 138.6  |
| 9            | 215.1                        | 146.5     | 123.9 | 85.4  | 118.1          | 155.0 | 133.5  |
| 10           | 214.4                        | 142.3     | 122.2 | 81.5  | 116.4          | 146.8 | 131.5  |
| 11           | 225.2                        | 143.5     | 126.8 | 83.3  | 123.5          | 150.9 | 138.9  |
| 12           | 225.8                        | 139.4     | 124.7 | 84.8  | 119.0          | 147.3 | 137.6  |
| 2023. 1      | 220.7                        | 138.0     | 123.8 | 86.7  | 128.0          | 145.9 | 141.0  |
| 2            | 220.6                        | 140.3     | 128.0 | 88.5  | 138.6          | 149.6 | 143.2  |
| 3            | 214.0                        | 137.4     | 128.1 | 88.4  | 135.7          | 146.7 | 138.4  |

|          | Colombia | Turkiye | Portugal | Poland | France | Finland | 가<br>Hungary |
|----------|----------|---------|----------|--------|--------|---------|--------------|
| 2017     | 110.9    | 122.7   | 111.9    | 117.2  | 108.9  | 111.2   | 169.6        |
| 2018     | 116.3    | 126.3   | 122.6    | 114.1  | 111.8  | 115.1   | 179.0        |
| 2019     | 120.6    | 123.1   | 125.4    | 112.7  | 113.7  | 111.2   | 197.1        |
| 2020     | 98.3     | 140.5   | 128.2    | 97.1   | 105.6  | 113.0   | 176.7        |
| 2021     | 103.3    | 187.1   | 155.7    | 125.4  | 132.7  | 144.3   | 228.6        |
| 2022     | 107.8    | 369.3   | 174.9    | 109.7  | 131.2  | 129.5   | 207.1        |
| 2021. 10 | 108.8    | 178.3   | 167.0    | 141.1  | 137.4  | 148.6   | 258.6        |
| 11       | 105.2    | 208.6   | 168.8    | 137.0  | 144.1  | 149.5   | 251.0        |
| 12       | 108.7    | 243.7   | 165.1    | 130.9  | 143.1  | 148.6   | 240.5        |
| 2022. 1  | 115.4    | 248.8   | 162.9    | 134.6  | 145.5  | 148.3   | 249.9        |
| 2        | 117.2    | 247.9   | 157.2    | 126.2  | 141.1  | 139.8   | 239.1        |
| 3        | 120.8    | 260.8   | 167.0    | 119.6  | 131.8  | 128.9   | 205.0        |
| 4        | 125.1    | 301.5   | 177.2    | 120.1  | 134.2  | 132.4   | 204.1        |
| 5        | 118.2    | 301.5   | 174.2    | 107.3  | 130.0  | 128.3   | 197.1        |
| 6        | 114.8    | 315.0   | 180.1    | 104.7  | 125.6  | 125.6   | 189.5        |
| 7        | 101.7    | 305.8   | 183.1    | 102.2  | 124.4  | 123.4   | 191.9        |
| 8        | 100.9    | 363.4   | 193.0    | 103.8  | 131.2  | 128.6   | 204.9        |
| 9        | 92.7     | 411.8   | 181.5    | 94.1   | 122.4  | 121.3   | 190.4        |
| 10       | 93.2     | 463.0   | 167.4    | 91.0   | 122.1  | 120.6   | 189.7        |
| 11       | 97.6     | 564.3   | 176.6    | 104.4  | 132.6  | 127.7   | 209.7        |
| 12       | 96.1     | 647.8   | 178.2    | 108.8  | 133.3  | 129.4   | 213.3        |
| 2023. 1  | 102.1    | 650.7   | 179.9    | 116.8  | 140.3  | 131.6   | 218.7        |
| 2        | 95.4     | 603.4   | 176.3    | 115.7  | 145.9  | 132.8   | 216.5        |
| 3        | 90.2     | 637.5   | 176.7    | 112.1  | 144.3  | 127.4   | 202.2        |

## VIII. 무역 · 국제수지

### TRADE AND BALANCE OF PAYMENT

|                |     |
|----------------|-----|
| 1. 수출(F.O.B.)  | 118 |
| 2. 수입(C.I.F.)  | 120 |
| 3. 외환보유액(총보유액) | 122 |
| 4. 외환보유액(금제외)  | 125 |
| 5. 환율          | 128 |
| 6. 실질실효환율      | 130 |
| 7. 경상수지        | 132 |
| 8. 상품수지        | 135 |
| 9. 서비스수지       | 138 |

### VIII-1. 수출(F.O.B.)(Exports(Exports Free on Board))

- 수출액은 통상 F.O.B.(Free on Board), 즉 본선인도가격을 기준으로 산출하는데, 이는 무역상품을 선적하여 매수자에게 인도할 때의 가격이므로 선적 이후에 발생할 수 있는 운임비, 보험료 등이 제외된 가격임(보통 수출할 때 가격조건임).

### VIII-2. 수입(C.I.F.)(Imports(Cost, Insurance and Freight))

- 수입액은 통상 C.I.F.(Cost, Insurance and Freight), 즉 상품이 수입국에 도착하는 시점에서의 가격 개념을 적용하는데, 이는 운임비와 보험료를 포함한 매매계약 가격을 말함(보통 수입할 때 가격조건임).

### VIII-3. 외환보유액(총보유액)(Foreign Exchange Reserves(Total Reserves))

- 대외지급준비금을 의미하며, 통화당국(정부 및 중앙은행)과 외국환은행이 보유하는 외화자산의 총액임.  
· 외환보유액 = 금 + 외환액 + IMF 『포지션』 + SDR

### VIII-5. 환율(Foreign Exchange Rates)

- 미화 1달러당 자국 화폐의 기간(년, 월) 평균환율임.

### VIII-6. 실질실효환율(Real Effective Exchange Rates)

- 통화의 대외가치는 환율변동 뿐만 아니라, 국가 간의 물가상승률의 차이에 의해서도 영향을 받게 되는데, 국가 간의 물가변동을 고려하지 않고 주요 교역상대국의 환율 변동만을 종합적으로 고려한 환율을 명목실효환율이라고 하고 물가변동까지를 고려한 환율을 실질실효환율이라고 함. 다만, 실질실효환율은 국내에서는 공식적으로 공표되는 통계가 아니며 작성하는 기관에 따라서 사용하는 변수가 다를 수 있음. 따라서 IMF와 OECD의 공표자료도 작성기관에 따라 서로 상이할 수 있으므로 사용에 유의하여야 함.



#### **VIII-7. 경상수지(Current Balance)**

- 상품 수지, 서비스 수지, 소득 수지, 경상이전 수지를 합한 것으로, 재화 및 용역의 국가 간 이동이라는 실물면에서 본 수지 차의 개념임.

#### **VIII-8. 상품수지(Trade Balance)**

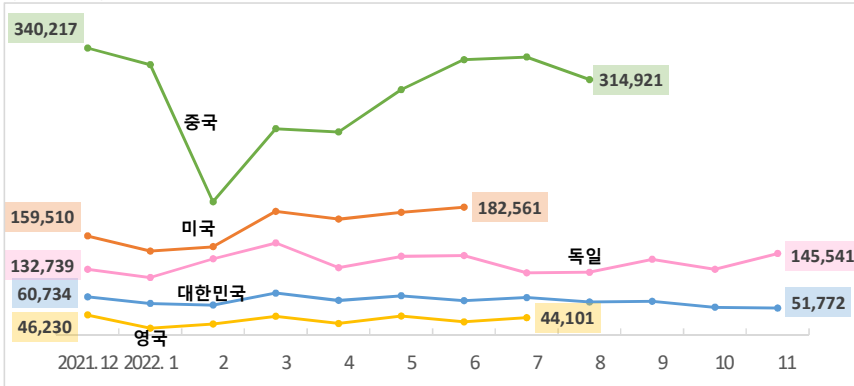
- 재화의 수출과 수입의 차이를 나타내는데 소유권 이전 기준으로 계상하며 수출입 간의 형평을 고려하여 가격 산출 조건을 수출입 모두 F.O.B.(본선인도가격기준)로 평가함. 자국화폐자료를 기간평균환율로 나누어 계상한 수치임.

#### **VIII-9. 서비스수지(Services Balance)**

- 외국과의 용역거래 결과 벌어들인 돈과 지급한 돈의 수지 차를 말하며, 국제수지표에서 서비스거래는 운수, 여행, 통신서비스, 보험서비스, 특허권 등 사용료, 사업서비스, 정부서비스, 기타서비스로 구분함. 자국화폐를 기간 평균환율로 나누어 계상한 수치임.

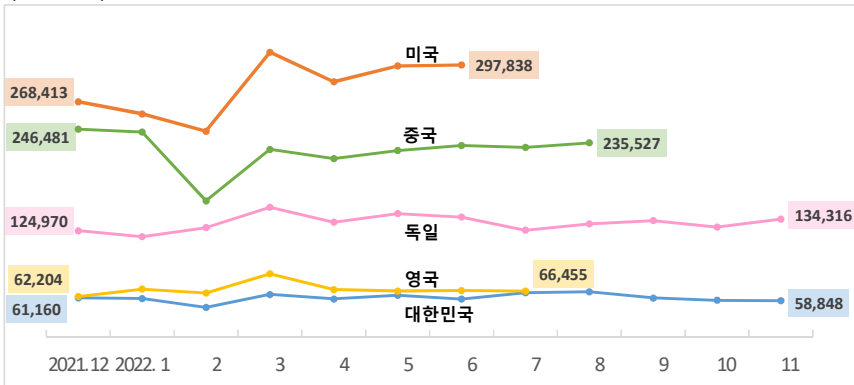
### 수출(F.O.B.)

(백만 달러)



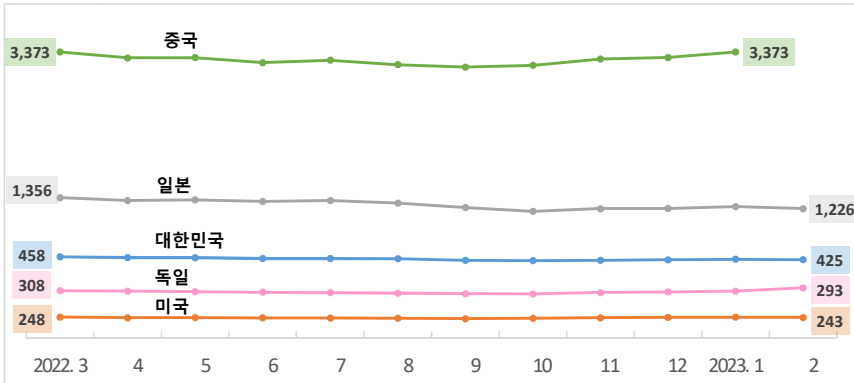
### 수입(C.I.F.)

(백만 달러)



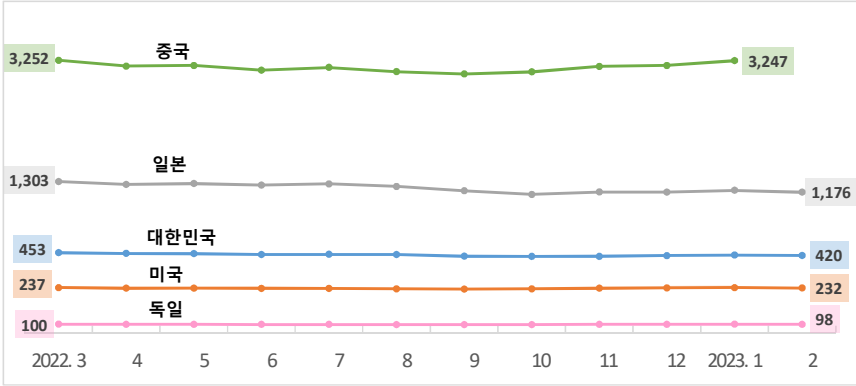
### 외환보유액(총보유액)

(십억 달러)



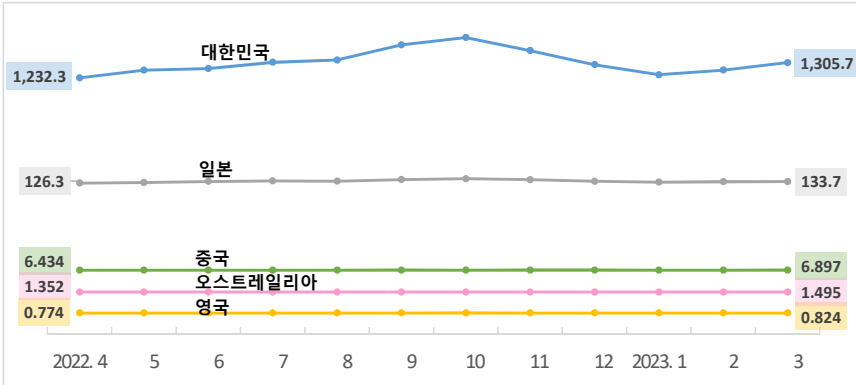
### 외환보유액(금제외)

(십억 달러)



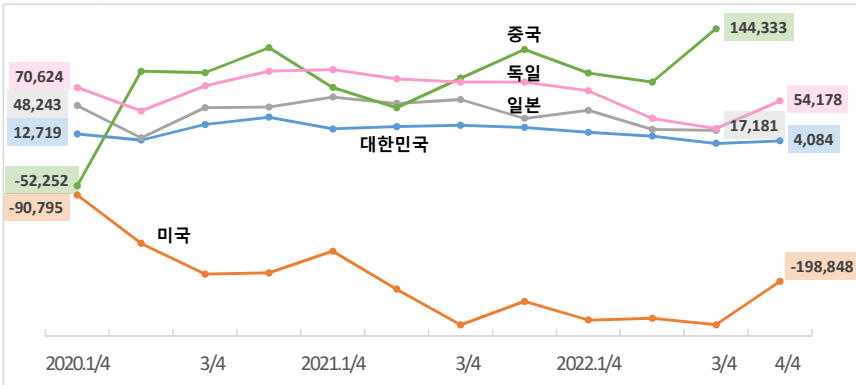
### 환율

(대 달러)



### 경상수지

(백만 달러)



# 1. (F.O.B.) Exports (F.O.B.)

In million US\$

|         | Korea   | Norway  | New Zealand | Denmark | Dominican Rep. | Germany   | Mexico  | Morocco |
|---------|---------|---------|-------------|---------|----------------|-----------|---------|---------|
| 2016    | 495,426 | 88,410  | 33,755      | 95,327  | 9,840          | 1,334,356 | 373,948 | 22,661  |
| 2017    | 573,694 | 101,054 | 38,077      | 102,506 | 10,135         | 1,448,191 | 409,432 | 25,273  |
| 2018    | 604,860 | 121,791 | 39,673      | 109,697 | 10,638         | 1,560,538 | 450,714 | 28,609  |
| 2019    | 542,233 | 102,799 | 39,516      | 111,076 | 11,193         | 1,489,411 | 460,603 | 29,131  |
| 2020    | 512,498 | 84,460  | 38,919      | 108,453 | 10,297         | 1,382,534 | 417,000 | 27,160  |
| 2021    | 644,400 | 160,106 | 44,757      | 125,942 | 12,413         | 1,636,741 | 494,224 | 35,845  |
| 2021. 6 | 54,779  | 11,620  | 4,234       | 11,502  | 1,037          | 143,790   | 42,671  | 3,003   |
| 7       | 55,462  | 12,221  | 4,033       | 10,083  | 1,054          | 136,850   | 40,888  | 2,497   |
| 8       | 53,165  | 13,079  | 3,045       | 9,156   | 1,084          | 123,178   | 40,313  | 2,911   |
| 9       | 55,914  | 14,957  | 3,101       | 10,901  | 1,068          | 139,741   | 41,680  | 3,218   |
| 10      | 55,660  | 18,540  | 3,800       | 10,775  | ...            | 141,412   | 41,957  | 3,115   |
| 11      | 60,331  | 18,093  | 3,981       | 11,774  | ...            | 144,442   | 45,587  | 3,468   |
| 12      | 60,734  | 20,846  | 4,124       | 10,477  | ...            | 132,739   | 47,693  | 3,764   |
| 2022. 1 | 55,455  | 18,130  | 3,237       | 10,346  | ...            | 126,269   | 33,899  | 3,257   |
| 2       | 54,156  | 17,413  | 3,466       | 10,584  | ...            | 141,150   | ...     | 3,428   |
| 3       | 63,787  | 25,619  | 4,442       | 12,841  | ...            | 153,951   | ...     | 3,873   |
| 4       | 57,843  | 18,580  | 4,162       | 10,125  | ...            | 134,162   | ...     | 3,956   |
| 5       | 61,591  | 18,290  | 4,242       | 10,977  | ...            | 143,239   | ...     | 3,680   |
| 6       | 57,680  | 18,117  | 4,075       | 11,120  | ...            | 143,804   | ...     | 3,857   |
| 7       | 60,242  | 22,878  | 4,138       | 10,307  | ...            | 129,909   | ...     | 2,807   |
| 8       | 56,606  | 29,644  | 3,371       | 10,355  | ...            | 130,401   | ...     | 2,950   |
| 9       | 57,176  | 21,152  | ...         | 11,292  | ...            | 140,809   | ...     | 3,731   |
| 10      | 52,428  | 16,434  | ...         | 10,603  | ...            | 132,890   | ...     | ...     |
| 11      | 51,772  | ...     | ...         | 11,528  | ...            | 145,541   | ...     | ...     |

|         | U. S. A.  | Viet Nam | Saudi Arabia | Sweden  | Spain   | 가<br>Singapore | Argentina | Ireland |
|---------|-----------|----------|--------------|---------|---------|----------------|-----------|---------|
| 2016    | 1,451,010 | 176,581  | 183,579      | 139,289 | 289,981 | 338,082        | 57,910    | 130,863 |
| 2017    | 1,546,274 | 215,013  | 221,835      | 152,921 | 319,531 | 373,237        | 58,644    | 137,360 |
| 2018    | 1,663,982 | 243,699  | 294,373      | 165,967 | 346,753 | 411,759        | 61,781    | 164,794 |
| 2019    | 1,643,161 | 264,268  | 261,534      | 160,575 | 334,016 | 390,341        | 65,116    | 169,626 |
| 2020    | 1,424,934 | 282,630  | 173,854      | 155,496 | 308,317 | 357,953        | 54,884    | 180,105 |
| 2021    | 1,753,471 | 335,928  | 276,179      | 189,736 | 382,363 | 406,041        | 77,935    | 190,660 |
| 2021. 6 | 147,741   | 27,209   | 22,491       | 33,968  | 33,788  | 33,788         | 7,010     | 17,397  |
| 7       | 143,771   | 27,865   | 23,646       | 32,045  | 34,045  | 34,045         | 7,252     | 15,133  |
| 8       | 147,906   | 27,228   | 23,924       | 26,135  | 32,995  | 32,995         | 8,099     | 15,129  |
| 9       | 142,079   | 27,026   | 25,388       | 33,759  | 34,123  | 34,123         | 7,570     | 16,943  |
| 10      | 163,682   | 28,871   | 28,269       | 33,423  | 35,486  | 35,486         | 6,863     | 17,038  |
| 11      | 156,286   | 31,868   | 29,017       | 34,665  | 37,332  | 37,332         | 6,191     | 17,361  |
| 12      | 159,510   | 34,592   | 28,545       | 32,740  | 39,869  | 39,869         | 6,587     | 14,402  |
| 2022. 1 | 147,431   | 31,858   | 28,839       | 31,501  | 37,041  | 37,040         | 5,548     | 17,775  |
| 2       | 150,893   | 23,322   | 30,875       | 34,412  | ...     | ...            | 6,452     | 17,441  |
| 3       | 179,298   | 34,700   | 37,857       | 37,895  | ...     | ...            | 7,354     | 21,755  |
| 4       | 173,006   | 33,239   | 36,724       | 34,189  | ...     | ...            | 8,337     | 18,048  |
| 5       | 178,421   | 30,918   | ...          | 37,275  | ...     | ...            | 8,254     | 18,497  |
| 6       | 182,561   | 33,024   | ...          | 38,281  | ...     | ...            | 8,433     | 17,980  |
| 7       | ...       | 30,607   | ...          | 33,021  | ...     | ...            | 7,805     | 14,720  |
| 8       | ...       | 34,918   | ...          | ...     | ...     | ...            | 7,537     | 19,295  |
| 9       | ...       | 30,369   | ...          | ...     | ...     | ...            | ...       | 19,030  |
| 10      | ...       | 30,369   | ...          | ...     | ...     | ...            | ...       | 16,928  |
| 11      | ...       | 29,020   | ...          | ...     | ...     | ...            | ...       | 17,218  |

# 1. (F.O.B.)( )

## Exports (F.O.B.)(Cont'd)

In million US\$

|         | United Kingdom | Australia | Austria | Uruguay | India   | Indonesia | China     | Chile  |
|---------|----------------|-----------|---------|---------|---------|-----------|-----------|--------|
| 2016    | 410,856        | 192,506   | 152,089 | 7,042   | 264,542 | 144,491   | 2,097,632 | 60,718 |
| 2017    | 440,998        | 231,131   | 168,026 | 7,888   | 299,242 | 168,810   | 2,263,346 | 68,823 |
| 2018    | 486,440        | 257,097   | 184,815 | 7,498   | 324,779 | 180,123   | 2,486,695 | 74,839 |
| 2019    | 460,029        | 271,005   | 178,668 | 7,681   | 324,339 | 167,682   | 2,499,458 | 68,794 |
| 2020    | 399,528        | 250,824   | 169,418 | 6,858   | 276,410 | 163,306   | 2,589,952 | 74,085 |
| 2021    | 470,896        | 344,864   | 202,806 | ...     | 395,425 | 231,507   | 3,363,070 | 94,677 |
| 2021. 6 | 38,328         | 31,547    | 17,534  | 846     | 32,484  | 18,542    | 281,014   | 7,635  |
| 7       | 37,368         | 31,189    | 17,231  | 896     | 35,507  | 19,370    | 282,265   | 7,937  |
| 8       | 33,314         | 30,908    | 15,121  | 946     | 33,412  | 21,427    | 293,932   | 7,906  |
| 9       | 39,577         | 27,774    | 18,037  | 967     | 33,781  | 20,606    | 305,256   | 7,620  |
| 10      | 46,626         | 28,273    | 17,112  | 989     | 35,725  | 22,030    | 299,574   | 7,770  |
| 11      | 40,741         | 29,582    | 18,725  | ...     | 31,803  | 22,844    | 324,778   | 8,526  |
| 12      | 46,230         | 30,927    | 16,187  | ...     | 39,259  | 22,360    | 340,217   | 8,984  |
| 2022. 1 | 35,554         | 30,615    | 16,866  | ...     | 35,249  | 19,174    | 326,798   | ...    |
| 2       | 38,951         | 29,574    | 17,648  | ...     | 37,171  | 20,473    | 217,016   | ...    |
| 3       | 45,081         | 34,640    | 20,125  | ...     | 44,606  | 26,497    | 275,456   | ...    |
| 4       | 39,405         | 35,043    | 17,309  | ...     | 39,702  | 27,322    | 272,820   | ...    |
| 5       | 45,387         | 37,060    | 18,592  | ...     | 39,019  | 21,510    | 306,839   | ...    |
| 6       | 40,690         | 40,347    | 18,272  | ...     | 42,284  | 26,150    | 330,790   | ...    |
| 7       | 44,101         | 32,186    | 16,567  | ...     | 38,382  | 25,563    | 332,964   | ...    |
| 8       | ...            | ...       | 15,514  | ...     | 37,053  | 27,862    | 314,921   | ...    |
| 9       | ...            | ...       | 18,023  | ...     | 35,420  | 24,777    | ...       | ...    |
| 10      | ...            | ...       | 16,967  | ...     | 31,615  | 24,728    | ...       | ...    |
| 11      | ...            | ...       | 18,651  | ...     | 34,904  | ...       | ...       | ...    |

|         | Kazakhstan | Qatar  | Paraguay | Peru   | Portugal | France  | Finland | Hong Kong |
|---------|------------|--------|----------|--------|----------|---------|---------|-----------|
| 2016    | 36,686     | 57,309 | 8,494    | 37,082 | 55,374   | 501,178 | 57,907  | 516,635   |
| 2017    | 48,303     | 67,498 | 8,680    | 45,422 | 62,128   | 535,298 | 68,074  | 549,864   |
| 2018    | 60,956     | 84,294 | 9,041    | 49,068 | 68,360   | 582,224 | 75,870  | 568,454   |
| 2019    | 57,309     | 72,935 | 7,968    | 48,226 | 67,064   | 570,953 | 73,469  | 534,888   |
| 2020    | 46,447     | 51,504 | 8,517    | 42,941 | 61,495   | 488,638 | 66,221  | 548,774   |
| 2021    | 60,624     | 87,361 | 10,548   | ...    | 75,229   | 585,020 | 81,996  | 669,904   |
| 2021. 6 | 5,556      | 6,969  | 1,063    | 5,088  | 6,196    | 53,890  | 6,926   | 55,614    |
| 7       | 5,010      | 7,546  | 1,123    | 4,942  | 6,596    | 48,179  | 6,616   | 55,915    |
| 8       | 5,416      | 7,499  | 883      | ...    | 5,130    | 40,961  | 6,134   | 57,902    |
| 9       | 5,892      | 7,705  | 846      | ...    | 6,464    | 50,406  | 7,853   | 59,929    |
| 10      | 5,795      | 8,266  | 886      | ...    | 6,459    | 51,809  | 7,161   | 57,498    |
| 11      | 5,455      | 9,419  | 848      | ...    | 6,917    | 51,701  | 7,616   | 64,366    |
| 12      | 5,796      | 9,781  | 673      | ...    | 6,008    | 51,679  | 8,433   | 65,135    |
| 2022. 1 | 6,085      | 9,765  | 484      | ...    | 6,350    | 50,670  | 6,529   | 61,088    |
| 2       | 6,056      | 8,757  | 746      | ...    | 6,761    | 50,595  | 6,506   | 41,974    |
| 3       | 6,975      | 10,086 | 908      | ...    | 7,279    | 56,309  | 7,707   | 50,237    |
| 4       | 7,433      | 11,937 | 912      | ...    | 6,704    | 49,835  | 7,184   | 50,766    |
| 5       | 7,726      | ...    | 934      | ...    | 7,895    | 51,581  | 7,444   | ...       |
| 6       | 8,063      | ...    | 947      | ...    | 7,450    | 54,874  | 7,640   | ...       |
| 7       | 6,688      | ...    | 936      | ...    | 7,261    | 47,694  | 6,752   | ...       |
| 8       | 7,408      | ...    | 923      | ...    | 5,838    | 44,324  | 6,786   | ...       |
| 9       | 7,483      | ...    | ...      | ...    | 6,784    | 52,814  | 7,128   | ...       |
| 10      | ...        | ...    | ...      | ...    | ...      | 50,943  | 6,701   | ...       |
| 11      | ...        | ...    | ...      | ...    | ...      | 53,116  | 8,205   | ...       |

## 2. (C.I.F.) Imports (C.I.F.)

In million US\$

|         | Korea   | Norway | New Zealand | Denmark | Dominican Rep. | Germany   | Mexico  | Morocco |
|---------|---------|--------|-------------|---------|----------------|-----------|---------|---------|
| 2016    | 406,193 | 72,109 | 36,080      | 85,513  | 17,399         | 1,055,327 | 397,524 | 41,389  |
| 2017    | 478,478 | 81,250 | 40,124      | 92,956  | 17,734         | 1,162,907 | 432,181 | 44,490  |
| 2018    | 535,202 | 86,600 | 43,791      | 102,753 | 20,197         | 1,284,351 | 476,836 | 51,039  |
| 2019    | 503,343 | 85,319 | 42,363      | 98,184  | 20,268         | 1,233,978 | 467,351 | 50,736  |
| 2020    | 467,633 | 80,448 | 37,152      | 98,298  | 17,047         | 1,171,782 | 393,278 | 43,831  |
| 2021    | 615,093 | 97,763 | 49,856      | 120,308 | 24,556         | 1,421,512 | 522,459 | 58,035  |
| 2021. 6 | 50,429  | 8,649  | 4,060       | 10,426  | 2,091          | 123,762   | 43,257  | 4,800   |
| 7       | 53,676  | 7,418  | 4,304       | 9,341   | 2,155          | 114,992   | 46,428  | 4,520   |
| 8       | 51,581  | 8,267  | 4,534       | 9,191   | 1,935          | 109,767   | 45,683  | 4,818   |
| 9       | 51,636  | 8,754  | 4,628       | 10,670  | 2,118          | 120,119   | 45,541  | 4,916   |
| 10      | 53,848  | 8,550  | 4,706       | 10,563  | ...            | 126,178   | 46,149  | 4,606   |
| 11      | 57,358  | 9,089  | 4,744       | 11,055  | ...            | 130,626   | 47,243  | 5,340   |
| 12      | 61,160  | 8,829  | 4,796       | 10,714  | ...            | 124,970   | 48,663  | 5,659   |
| 2022. 1 | 60,607  | 7,752  | 3,984       | 10,302  | ...            | 120,186   | 41,713  | 5,463   |
| 2       | 53,482  | 7,907  | 3,943       | 10,135  | ...            | 127,472   | ...     | 5,344   |
| 3       | 63,811  | 9,956  | 4,850       | 11,824  | ...            | 143,784   | ...     | 6,461   |
| 4       | 60,213  | 8,192  | 3,845       | 10,499  | ...            | 131,804   | ...     | 6,473   |
| 5       | 63,168  | 9,280  | 4,198       | 11,132  | ...            | 138,678   | ...     | 6,294   |
| 6       | 60,150  | 9,145  | 4,521       | 11,234  | ...            | 135,887   | ...     | 7,155   |
| 7       | 65,260  | 7,570  | 4,814       | 9,742   | ...            | 125,371   | ...     | 6,112   |
| 8       | 66,028  | 9,284  | 4,887       | 10,863  | ...            | 130,440   | ...     | 5,862   |
| 9       | 61,013  | 9,262  | ...         | 10,497  | ...            | 133,081   | ...     | 5,597   |
| 10      | 59,167  | 8,654  | ...         | 10,114  | ...            | 127,817   | ...     | ...     |
| 11      | 58,848  | ...    | ...         | 10,609  | ...            | 134,316   | ...     | ...     |

|         | U. S. A.  | Viet Nam | Saudi Arabia | Sweden  | Spain   | 가<br>Singapore | Argentina | Ireland |
|---------|-----------|----------|--------------|---------|---------|----------------|-----------|---------|
| 2016    | 2,250,152 | 174,805  | 140,170      | 141,022 | 310,921 | 291,908        | 55,852    | 81,184  |
| 2017    | 2,408,475 | 212,920  | 134,519      | 154,216 | 351,980 | 327,689        | 66,937    | 93,198  |
| 2018    | 2,614,223 | 236,862  | 137,065      | 170,604 | 390,561 | 370,504        | 65,482    | 107,669 |
| 2019    | 2,567,445 | 253,392  | 144,335      | 158,971 | 372,750 | 358,984        | 49,124    | 101,103 |
| 2020    | 2,406,934 | 262,701  | 137,997      | 149,985 | 326,193 | 345,297        | 42,354    | 99,824  |
| 2021    | 2,936,189 | 331,583  | 152,849      | 186,899 | 418,546 | 456,805        | 63,185    | 120,316 |
| 2021. 6 | 250,893   | 27,659   | 12,402       | 16,137  | 36,857  | 37,224         | 5,909     | 11,509  |
| 7       | 246,139   | 29,112   | 12,427       | 13,913  | 34,269  | 36,797         | 5,715     | 9,260   |
| 8       | 254,805   | 27,753   | 13,555       | 14,583  | 30,623  | 38,399         | 5,754     | 8,652   |
| 9       | 254,268   | 26,666   | 12,621       | 16,329  | 37,964  | 38,615         | 5,886     | 9,853   |
| 10      | 261,473   | 26,133   | 12,227       | 16,813  | 37,031  | 39,700         | 5,247     | 10,461  |
| 11      | 269,783   | 30,610   | 13,216       | 17,460  | 39,818  | 41,786         | 5,767     | 11,896  |
| 12      | 268,413   | 31,623   | 14,187       | 16,795  | 39,607  | 43,437         | 6,216     | 12,534  |
| 2022. 1 | 258,651   | 30,221   | 13,989       | 15,570  | 38,817  | 40,608         | 5,251     | 10,729  |
| 2       | 244,778   | 25,260   | 13,102       | 16,158  | 39,197  | ...            | 5,634     | 10,186  |
| 3       | 308,071   | 32,663   | 14,923       | 18,734  | 44,230  | ...            | 7,083     | 13,149  |
| 4       | 284,417   | 32,759   | 15,033       | 16,725  | 40,839  | ...            | 6,883     | 12,040  |
| 5       | 297,166   | 32,797   | ...          | 17,838  | 42,450  | ...            | 7,886     | 13,833  |
| 6       | 297,838   | 32,127   | ...          | 17,858  | 45,034  | ...            | 8,664     | 13,492  |
| 7       | ...       | 30,533   | ...          | 14,335  | 39,328  | ...            | 8,289     | 10,869  |
| 8       | ...       | 31,059   | ...          | ...     | ...     | ...            | 7,837     | 12,558  |
| 9       | ...       | 28,388   | ...          | ...     | ...     | ...            | ...       | 12,908  |
| 10      | ...       | 27,903   | ...          | ...     | ...     | ...            | ...       | 12,159  |
| 11      | ...       | 28,277   | ...          | ...     | ...     | ...            | ...       | 12,026  |

## 2. (C.I.F.) ( ) Imports (C.I.F.) (Cont'd)

In million US\$

|         | United Kingdom | Australia | Austria | Uruguay | India   | Indonesia | China     | Chile  |
|---------|----------------|-----------|---------|---------|---------|-----------|-----------|--------|
| 2016    | 636,731        | 196,269   | 157,697 | 8,137   | 361,649 | 135,654   | 1,587,925 | 59,374 |
| 2017    | 640,995        | 228,779   | 175,753 | 8,457   | 449,925 | 156,925   | 1,843,792 | 65,231 |
| 2018    | 672,450        | 235,385   | 193,722 | 8,893   | 514,464 | 188,708   | 2,135,748 | 74,612 |
| 2019    | 696,208        | 221,564   | 184,758 | 8,245   | 486,059 | 171,274   | 2,078,385 | 69,855 |
| 2020    | 638,251        | 211,824   | 172,449 | 7,564   | 373,202 | 141,620   | 2,065,963 | 59,212 |
| 2021    | 693,719        | 261,165   | 219,519 | ...     | 573,092 | 196,190   | 2,687,149 | 92,197 |
| 2021. 6 | 63,065         | 22,486    | 19,726  | 803     | 42,087  | 17,218    | 230,971   | 6,977  |
| 7       | 58,726         | 21,104    | 18,104  | 921     | 46,140  | 15,263    | 226,472   | 8,069  |
| 8       | 54,675         | 21,236    | 16,796  | 838     | 45,135  | 16,679    | 234,735   | 8,642  |
| 9       | 62,143         | 21,863    | 19,346  | 945     | 56,231  | 16,234    | 237,203   | 8,076  |
| 10      | 62,232         | 21,979    | 19,012  | 1,039   | 53,635  | 16,294    | 214,778   | 9,110  |
| 11      | 65,191         | 24,901    | 19,978  | ...     | 53,039  | 19,328    | 253,094   | 8,542  |
| 12      | 62,204         | 24,719    | 18,401  | ...     | 60,312  | 21,352    | 246,481   | 9,585  |
| 2022. 1 | 68,222         | 22,553    | 18,498  | ...     | 52,591  | 18,211    | 244,126   | ...    |
| 2       | 65,031         | 24,512    | 18,846  | ...     | 55,923  | 16,639    | 188,895   | ...    |
| 3       | 80,457         | 27,864    | 22,228  | ...     | 63,136  | 21,962    | 230,122   | ...    |
| 4       | 67,702         | 24,135    | 19,606  | ...     | 58,061  | 19,757    | 222,852   | ...    |
| 5       | 66,559         | 26,265    | 20,290  | ...     | 61,152  | 18,609    | 229,345   | ...    |
| 6       | 67,004         | 27,180    | 19,089  | ...     | 64,489  | 21,004    | 233,347   | ...    |
| 7       | 66,455         | 25,558    | 17,675  | ...     | 63,992  | 21,345    | 231,697   | ...    |
| 8       | ...            | ...       | 18,170  | ...     | 63,916  | 22,151    | 235,527   | ...    |
| 9       | ...            | ...       | 19,552  | ...     | 64,649  | 19,808    | ...       | ...    |
| 10      | ...            | ...       | 18,960  | ...     | 59,047  | 19,135    | ...       | ...    |
| 11      | ...            | ...       | 21,373  | ...     | 58,313  | ...       | ...       | ...    |

|         | Kazakhstan | Qatar  | Paraguay | Peru   | Portugal | France  | Finland | Hong Kong |
|---------|------------|--------|----------|--------|----------|---------|---------|-----------|
| 2016    | 24,995     | 32,060 | 9,752    | 36,253 | 67,953   | 567,659 | 60,841  | 546,519   |
| 2017    | 29,265     | 29,896 | 11,873   | 39,885 | 78,765   | 619,335 | 70,586  | 588,912   |
| 2018    | 32,534     | 31,696 | 13,336   | 43,261 | 89,060   | 676,444 | 78,623  | 626,614   |
| 2019    | 37,758     | 29,178 | 12,543   | 42,283 | 89,539   | 654,658 | 73,716  | 577,834   |
| 2020    | 37,221     | 25,835 | 10,219   | 36,124 | 77,894   | 581,297 | 68,267  | 569,767   |
| 2021    | 41,171     | 28,069 | 13,560   | ...    | 98,201   | 715,083 | 86,013  | 712,357   |
| 2021. 6 | 3,594      | 2,284  | 1,089    | ...    | 8,147    | 63,657  | 7,207   | 60,654    |
| 7       | 3,359      | 2,163  | 1,148    | ...    | 8,433    | 57,816  | 7,058   | 59,994    |
| 8       | 3,709      | 2,225  | 1,193    | ...    | 7,194    | 52,087  | 6,764   | 61,208    |
| 9       | 3,678      | 2,415  | 1,206    | ...    | 8,675    | 61,263  | 7,676   | 64,409    |
| 10      | 3,621      | 2,446  | 1,359    | ...    | 8,801    | 62,491  | 7,767   | 61,675    |
| 11      | 3,737      | 2,682  | 1,429    | ...    | 9,468    | 66,178  | 8,008   | 65,183    |
| 12      | 4,209      | 2,727  | 1,377    | ...    | 8,881    | 66,104  | 8,631   | 69,885    |
| 2022. 1 | 2,758      | 2,650  | 1,204    | ...    | 8,602    | 64,288  | 7,700   | 60,689    |
| 2       | 3,356      | 2,601  | 1,152    | ...    | 9,299    | 65,042  | 7,794   | 46,666    |
| 3       | 3,424      | 2,759  | 1,271    | ...    | 10,008   | 74,300  | 9,364   | 54,924    |
| 4       | 3,691      | 2,548  | 1,167    | ...    | 9,424    | 66,505  | 8,240   | 56,526    |
| 5       | 3,915      | ...    | 1,295    | ...    | 10,451   | 70,131  | 8,790   | ...       |
| 6       | 4,326      | ...    | 1,406    | ...    | 10,208   | 71,788  | 8,383   | ...       |
| 7       | 3,887      | ...    | 1,387    | ...    | 9,532    | 64,052  | 7,992   | ...       |
| 8       | 4,606      | ...    | 1,502    | ...    | 9,258    | 62,867  | 8,129   | ...       |
| 9       | 4,604      | ...    | ...      | ...    | 9,457    | 72,137  | 7,449   | ...       |
| 10      | ...        | ...    | ...      | ...    | ...      | 63,947  | 7,650   | ...       |
| 11      | ...        | ...    | ...      | ...    | ...      | 70,409  | 7,779   | ...       |

### 3. ( )<sup>1)</sup> Foreign Exchange Reserves (Total Reserves)

|         | In end of period, million US\$ |        |             |        |         |         |         |
|---------|--------------------------------|--------|-------------|--------|---------|---------|---------|
|         | Korea                          | Greece | Netherlands | Norway | Taiwan  | Denmark | Germany |
| 2017    | 389,267                        | 7,807  | 38,442      | 65,924 | 456,658 | 75,244  | 200,092 |
| 2018    | 403,694                        | 7,585  | 38,468      | 63,145 | 466,792 | 70,936  | 198,228 |
| 2019    | 408,816                        | 8,501  | 43,285      | 66,946 | 483,240 | 66,818  | 223,833 |
| 2020    | 443,098                        | 11,944 | 54,038      | 75,259 | 535,327 | 72,816  | 268,776 |
| 2021    | 463,118                        | 14,458 | 64,525      | 84,271 | 553,984 | 82,205  | 296,039 |
| 2022    | 423,164                        | 12,088 | 63,497      | 72,077 | 559,956 | 96,067  | 294,706 |
| 2021. 9 | 463,972                        | 14,120 | 62,207      | 85,352 | 550,439 | 79,208  | 285,869 |
| 10      | 469,208                        | 14,289 | 63,471      | 85,727 | 552,250 | 78,315  | 292,792 |
| 11      | 463,908                        | 14,182 | 63,907      | 83,679 | 552,889 | 75,216  | 294,090 |
| 12      | 463,118                        | 14,458 | 64,525      | 84,271 | 553,984 | 82,205  | 296,039 |
| 2022. 1 | 461,527                        | 14,143 | 63,335      | 84,571 | 554,425 | 80,166  | 292,248 |
| 2       | 461,766                        | 14,596 | 65,695      | 87,841 | 555,500 | 81,351  | 306,548 |
| 3       | 457,810                        | 14,497 | 66,023      | 80,224 | 554,166 | 80,583  | 308,358 |
| 4       | 449,298                        | 12,164 | 64,798      | 78,668 | 550,294 | 76,723  | 304,559 |
| 5       | 447,711                        | 11,604 | 63,491      | 81,198 | 554,164 | 77,576  | 298,005 |
| 6       | 438,278                        | 11,429 | 62,275      | 77,712 | 554,156 | 75,143  | 292,063 |
| 7       | 438,605                        | 11,178 | 61,249      | 79,465 | 552,967 | 74,075  | 286,472 |
| 8       | 436,432                        | 11,065 | 60,249      | 76,677 | 550,555 | 83,553  | 280,161 |
| 9       | 416,767                        | 10,981 | 58,870      | 78,335 | 545,967 | 84,085  | 274,210 |
| 10      | 414,006                        | 10,988 | 58,645      | 79,060 | 547,589 | 86,674  | 272,062 |
| 11      | 416,105                        | 11,536 | 61,862      | 80,830 | 557,200 | 93,156  | 287,891 |
| 12      | 423,164                        | 12,088 | 63,497      | 72,077 | 559,956 | 96,067  | 294,706 |
| 2023. 1 | 429,968                        | 12,793 | 65,826      | 76,319 | 562,281 | 99,870  | 305,154 |
| 2       | 425,286                        | 12,550 | 63,538      | 76,534 | 563,438 | 98,417  | 293,102 |

|         | Russia  | Romania | Luxembourg | Malaysia | Mexico  | U. S. A. | Belgium |
|---------|---------|---------|------------|----------|---------|----------|---------|
| 2017    | 432,731 | 44,432  | 878        | 102,446  | 175,448 | 123,293  | 26,159  |
| 2018    | 468,478 | 42,133  | 939        | 101,444  | 176,380 | 125,798  | 26,870  |
| 2019    | 554,346 | 42,006  | 1,055      | 103,613  | 183,024 | 129,479  | 28,957  |
| 2020    | 595,772 | 52,198  | 1,119      | 107,636  | 199,056 | 144,890  | 33,321  |
| 2021    | 630,624 | 51,884  | 2,921      | 116,890  | 207,744 | 251,238  | 41,893  |
| 2022    | ...     | 55,824  | 2,874      | 114,651  | 201,124 | 243,758  | 41,327  |
| 2021. 9 | 614,120 | 53,565  | 2,904      | 115,198  | 212,002 | 250,525  | 40,820  |
| 10      | 624,234 | 52,418  | 2,980      | 116,174  | 211,589 | 252,430  | 41,517  |
| 11      | 622,499 | 50,327  | 2,922      | 116,632  | 212,758 | 250,226  | 41,472  |
| 12      | 630,624 | 51,884  | 2,921      | 116,890  | 207,744 | 251,238  | 41,893  |
| 2022. 1 | 630,202 | 54,119  | 2,900      | 116,066  | 209,729 | 250,372  | 41,282  |
| 2       | ...     | 53,207  | 2,933      | 115,737  | 210,002 | 250,796  | 42,426  |
| 3       | ...     | 51,029  | 2,921      | 115,575  | 209,575 | 248,224  | 42,167  |
| 4       | ...     | 49,223  | 2,835      | 112,242  | 207,103 | 240,958  | 41,326  |
| 5       | ...     | 50,094  | 2,839      | 112,628  | 206,038 | 242,311  | 41,219  |
| 6       | ...     | 49,866  | 2,795      | 109,020  | 203,585 | 238,575  | 40,370  |
| 7       | ...     | 49,466  | 2,781      | 109,150  | 203,546 | 238,034  | 40,312  |
| 8       | ...     | 48,463  | 2,729      | 108,094  | 205,101 | 234,112  | 39,556  |
| 9       | ...     | 48,414  | 2,682      | 106,066  | 202,125 | 230,153  | 38,687  |
| 10      | ...     | 51,422  | 2,713      | 105,235  | 201,239 | 232,796  | 38,927  |
| 11      | ...     | 53,177  | 2,798      | 109,894  | 202,232 | 239,667  | 40,568  |
| 12      | ...     | 55,824  | 2,874      | 114,651  | 201,124 | 243,758  | 41,327  |
| 2023. 1 | ...     | 60,698  | 2,905      | 115,254  | 206,322 | 247,104  | 42,374  |
| 2       | ...     | 61,194  | 2,912      | 114,308  | 204,675 | 243,476  | 41,159  |

: 1) IMF (SDR) , IMF <sup>2)</sup>International Financial Statistics <sup>3)</sup> , <sup>4)</sup>Financial Statistics <sup>5)</sup>



### 3. ( ) ( )<sup>1)</sup> Foreign Exchange Reserves (Total Reserves)(Cont'd)

|       |    | In end of period, million US\$ |        |             |        |                 |                |           |
|-------|----|--------------------------------|--------|-------------|--------|-----------------|----------------|-----------|
|       |    | Brazil                         | Sweden | Switzerland | Spain  | Slovak Republic | 가<br>Singapore | Argentina |
| 2017  |    | 373,966                        | 62,216 | 811,196     | 69,409 | 3,622           | 279,902        | 55,330    |
| 2018  |    | 374,715                        | 60,567 | 786,971     | 70,650 | 5,231           | 287,678        | 66,220    |
| 2019  |    | 356,884                        | 55,490 | 854,804     | 74,715 | 7,167           | 279,451        | 44,877    |
| 2020  |    | 355,620                        | 58,279 | 1,083,481   | 81,318 | 9,347           | 362,300        | 39,408    |
| 2021  |    | 362,204                        | 62,072 | 1,109,917   | 92,227 | 9,612           | 417,896        | 39,662    |
| 2022  |    | 324,704                        | 64,305 | 923,853     | 92,972 | 10,288          | 289,465        | 44,816    |
| 2021. | 9  | 368,886                        | 62,020 | 1,077,411   | 91,100 | 9,769           | 416,754        | 42,837    |
|       | 10 | 367,926                        | 61,024 | 1,086,216   | 92,191 | 9,664           | 419,033        | 42,802    |
|       | 11 | 367,772                        | 61,218 | 1,081,241   | 91,797 | 9,527           | 412,962        | 41,531    |
|       | 12 | 362,204                        | 62,072 | 1,109,917   | 92,227 | 9,612           | 417,896        | 39,662    |
| 2022. | 1  | 358,398                        | 61,850 | 1,092,560   | 91,982 | 9,447           | 418,392        | 37,589    |
|       | 2  | 357,752                        | 61,137 | 1,099,952   | 92,737 | 9,630           | 426,634        | 37,024    |
|       | 3  | 353,169                        | 59,468 | 1,064,772   | 91,944 | 9,820           | 379,669        | 43,136    |
|       | 4  | 345,097                        | 58,904 | 1,031,818   | 90,274 | 9,935           | 365,276        | 41,989    |
|       | 5  | 346,415                        | 60,269 | 1,041,091   | 90,332 | 10,312          | 345,302        | 41,565    |
|       | 6  | 341,958                        | 60,455 | 962,473     | 88,821 | 10,247          | 314,437        | 42,735    |
|       | 7  | 346,403                        | 61,909 | 959,911     | 89,283 | 10,394          | 288,225        | 38,215    |
|       | 8  | 339,665                        | 61,821 | 949,101     | 88,761 | 9,884           | 289,415        | 36,715    |
|       | 9  | 327,580                        | 60,981 | 892,084     | 87,986 | 9,567           | 286,068        | 37,589    |
|       | 10 | 325,546                        | 59,445 | 883,374     | 88,086 | 9,900           | 282,286        | 38,656    |
|       | 11 | 331,505                        | 62,718 | 905,902     | 91,278 | 10,248          | 291,284        | 38,124    |
|       | 12 | 324,704                        | 64,305 | 923,853     | 92,972 | 10,288          | 289,465        | 44,816    |
| 2023. | 1  | 331,121                        | 66,311 | 929,988     | 94,834 | 10,212          | 291,700        | 41,424    |
|       | 2  | 328,097                        | 61,437 | 898,161     | 94,946 | 9,973           | 294,088        | 38,661    |

|       |    | Iceland | Estonia | U. K.   | Australia | Austria | Egypt  | Italy   |
|-------|----|---------|---------|---------|-----------|---------|--------|---------|
| 2017  |    | 6,567   | 345     | 150,803 | 65,640    | 21,574  | 35,887 | 151,199 |
| 2018  |    | 6,322   | 755     | 172,681 | 53,904    | 23,207  | 41,325 | 152,508 |
| 2019  |    | 6,782   | 1,426   | 173,568 | 57,982    | 23,600  | 43,986 | 175,256 |
| 2020  |    | 6,419   | 1,997   | 180,129 | 42,538    | 30,470  | 38,485 | 210,955 |
| 2021  |    | 7,079   | 2,371   | 194,200 | 57,846    | 33,982  | 39,318 | 227,699 |
| 2022  |    | 5,888   | 2,217   | 176,469 | 56,705    | 33,144  | 32,150 | 225,160 |
| 2021. | 9  | 7,204   | 2,679   | 193,412 | 58,355    | 33,092  | 39,233 | 219,606 |
|       | 10 | 7,187   | 2,704   | 192,474 | 56,253    | 33,754  | 39,259 | 225,034 |
|       | 11 | 7,092   | 2,314   | 192,883 | 57,211    | 33,762  | 39,321 | 225,177 |
|       | 12 | 7,079   | 2,371   | 194,200 | 57,846    | 33,982  | 39,318 | 227,699 |
| 2022. | 1  | 6,985   | 2,328   | 186,309 | 56,322    | 33,839  | 39,309 | 224,600 |
|       | 2  | 7,034   | 2,228   | 188,084 | 56,441    | 35,306  | 39,296 | 234,165 |
|       | 3  | 6,875   | 2,699   | 190,546 | 56,296    | 35,388  | 35,328 | 234,698 |
|       | 4  | 6,733   | 2,603   | 180,906 | 54,105    | 34,672  | 35,355 | 232,044 |
|       | 5  | 6,756   | 2,345   | 178,079 | 54,725    | 34,185  | 33,681 | 227,437 |
|       | 6  | 6,588   | 2,338   | 175,019 | 54,055    | 33,530  | 31,549 | 222,461 |
|       | 7  | 6,479   | 2,399   | 172,041 | 55,043    | 33,199  | 31,326 | 219,537 |
|       | 8  | 6,335   | 2,076   | 170,814 | 54,986    | 32,418  | 31,315 | 214,601 |
|       | 9  | 6,131   | 2,264   | 159,867 | 53,828    | 31,470  | 31,397 | 208,984 |
|       | 10 | 6,072   | 2,289   | 164,235 | 53,136    | 31,698  | 31,605 | 207,577 |
|       | 11 | 6,300   | 2,068   | 173,189 | 56,661    | 33,302  | 31,696 | 219,254 |
|       | 12 | 5,888   | 2,217   | 176,469 | 56,705    | 33,144  | 32,150 | 225,160 |
| 2023. | 1  | 5,948   | 2,241   | 176,415 | 57,639    | 34,617  | 32,237 | 232,573 |
|       | 2  | 5,832   | 2,108   | 169,084 | 55,052    | 33,526  | ...    | 224,527 |

### 3. ( ) ( )<sup>1)</sup> Foreign Exchange Reserves (Total Reserves)(Cont'd)

|         |         | In end of period, million US\$ |           |                |         |          |         |
|---------|---------|--------------------------------|-----------|----------------|---------|----------|---------|
|         | India   | Japan                          | China     | Czech Republic | Canada  | Thailand | Türkiye |
| 2017    | 409,772 | 1,264,141                      | 3,235,350 | 147,976        | 86,678  | 202,562  | 107,657 |
| 2018    | 396,115 | 1,270,466                      | 3,168,212 | 142,512        | 83,926  | 205,641  | 92,997  |
| 2019    | 460,209 | 1,322,443                      | 3,222,900 | 149,855        | 85,297  | 224,322  | 105,620 |
| 2020    | 586,045 | 1,390,809                      | 3,357,028 | 166,121        | 90,428  | 258,128  | 93,199  |
| 2021    | 633,761 | 1,405,749                      | 3,427,045 | 173,613        | 106,615 | 245,985  | 109,535 |
| 2022    | 562,710 | 1,227,574                      | 3,306,924 | 139,982        | 106,952 | 216,596  | ...     |
| 2021. 9 | 635,447 | 1,405,543                      | 3,373,239 | 169,152        | 106,176 | 244,660  | 119,695 |
| 10      | 640,542 | 1,400,741                      | 3,392,562 | 172,795        | 104,169 | 246,124  | 122,382 |
| 11      | 638,181 | 1,405,755                      | 3,399,174 | 170,370        | 103,627 | 243,019  | 124,112 |
| 12      | 633,761 | 1,405,749                      | 3,427,045 | 173,613        | 106,615 | 245,985  | 109,535 |
| 2022. 1 | 630,107 | 1,385,932                      | 3,398,231 | 174,287        | 104,402 | 242,752  | 108,220 |
| 2       | 631,995 | 1,384,573                      | 3,397,745 | 176,299        | 102,889 | 245,044  | 106,295 |
| 3       | 607,419 | 1,356,071                      | 3,373,289 | 173,688        | 103,764 | 242,434  | 101,639 |
| 4       | 596,754 | 1,322,192                      | 3,301,770 | 169,115        | 105,617 | 228,576  | 102,664 |
| 5       | 603,292 | 1,329,651                      | 3,305,587 | 167,557        | 107,893 | 229,992  | 97,458  |
| 6       | 589,164 | 1,311,253                      | 3,247,011 | 154,618        | 106,282 | 222,271  | 94,104  |
| 7       | 574,330 | 1,323,033                      | 3,275,833 | 149,071        | 106,637 | 220,025  | 97,067  |
| 8       | 560,436 | 1,292,071                      | 3,223,833 | 141,524        | 107,766 | 215,005  | 106,997 |
| 9       | 532,794 | 1,238,054                      | 3,194,090 | 132,625        | 102,771 | 199,433  | 102,047 |
| 10      | 534,060 | 1,194,565                      | 3,215,892 | 131,863        | 103,484 | 201,917  | 108,377 |
| 11      | 553,246 | 1,226,331                      | 3,290,359 | 137,232        | 106,164 | 210,685  | 117,240 |
| 12      | 562,710 | 1,227,574                      | 3,306,924 | 139,982        | 106,952 | 216,596  | ...     |
| 2023. 1 | 574,430 | 1,250,226                      | 3,372,698 | 142,704        | 109,602 | 225,479  | ...     |
| 2       | 562,814 | 1,226,043                      | ...       | 135,315        | 108,463 | ...      | ...     |

|         | Portugal | Poland  | France  | Finland | Philippines | 가<br>Hungary | Hong Kong |
|---------|----------|---------|---------|---------|-------------|--------------|-----------|
| 2017    | 26,109   | 113,267 | 156,401 | 10,508  | 81,565      | 28,002       | 431,442   |
| 2018    | 24,943   | 116,957 | 166,628 | 10,312  | 79,193      | 31,361       | 424,620   |
| 2019    | 24,981   | 128,392 | 188,865 | 11,424  | 87,840      | 31,831       | 441,349   |
| 2020    | 29,502   | 154,219 | 224,503 | 13,485  | 110,117     | 41,353       | 491,775   |
| 2021    | 32,570   | 166,030 | 244,500 | 16,749  | 108,794     | 43,478       | 496,867   |
| 2022    | 32,322   | 166,664 | 242,991 | 16,048  | 96,132      | 41,228       | 424,029   |
| 2021. 9 | 32,830   | 167,016 | 237,603 | 16,584  | 106,596     | 44,405       | 494,942   |
| 10      | 33,366   | 167,806 | 243,583 | 16,744  | 107,904     | 43,766       | 498,028   |
| 11      | 32,079   | 166,673 | 243,781 | 16,720  | 107,724     | 42,045       | 499,384   |
| 12      | 32,570   | 166,030 | 244,500 | 16,749  | 108,794     | 43,478       | 496,867   |
| 2022. 1 | 31,487   | 161,238 | 240,867 | 16,522  | 107,668     | 39,690       | 492,540   |
| 2       | 32,287   | 160,682 | 251,165 | 16,597  | 107,801     | 40,520       | 491,083   |
| 3       | 31,457   | 158,061 | 251,210 | 16,619  | 107,309     | 41,148       | 481,609   |
| 4       | 31,393   | 152,107 | 248,605 | 16,263  | 105,400     | 36,275       | 465,704   |
| 5       | 30,836   | 156,300 | 243,960 | 16,228  | 103,647     | 36,541       | 465,042   |
| 6       | 30,180   | 154,254 | 239,923 | 15,938  | 100,854     | 39,120       | 447,235   |
| 7       | 29,461   | 157,532 | 236,197 | 15,968  | 99,839      | 36,648       | 441,835   |
| 8       | 30,038   | 154,805 | 231,780 | 15,591  | 97,442      | 36,432       | 431,821   |
| 9       | 29,431   | 151,520 | 226,691 | 15,248  | 93,020      | 38,095       | 419,187   |
| 10      | 28,933   | 151,654 | 225,109 | 15,423  | 94,020      | 36,640       | 417,169   |
| 11      | 30,526   | 162,409 | 235,999 | 15,998  | 95,123      | 38,866       | 423,225   |
| 12      | 32,322   | 166,664 | 242,991 | 16,048  | 96,132      | 41,228       | 424,029   |
| 2023. 1 | 34,045   | 167,242 | 240,972 | 16,536  | 100,665     | 43,577       | 436,548   |
| 2       | 32,705   | 167,803 | 216,845 | 16,165  | ...         | 42,074       | ...       |

## 4. ( )<sup>1)</sup> Foreign Exchange Reserves (Total Reserves Excluding Gold)

|       |    | In end of period, million US\$ |        |             |        |         |         |         |
|-------|----|--------------------------------|--------|-------------|--------|---------|---------|---------|
|       |    | Korea                          | Greece | Netherlands | Norway | Taiwan  | Denmark | Germany |
| 2017  |    | 384,472                        | 3,096  | 12,893      | 65,924 | 451,500 | 72,470  | 59,357  |
| 2018  |    | 398,900                        | 2,918  | 13,195      | 63,145 | 461,784 | 68,200  | 59,173  |
| 2019  |    | 404,021                        | 2,950  | 13,331      | 66,946 | 478,126 | 63,577  | 59,185  |
| 2020  |    | 438,303                        | 5,006  | 16,734      | 75,259 | 529,911 | 68,777  | 63,969  |
| 2021  |    | 458,324                        | 7,773  | 28,630      | 84,271 | 548,408 | 78,342  | 99,169  |
| 2022  |    | 418,369                        | 5,405  | 27,666      | 72,077 | 554,932 | 92,195  | 98,414  |
| 2021. | 9  | 459,178                        | 7,796  | 28,229      | 85,352 | 544,899 | 75,479  | 99,513  |
|       | 10 | 464,413                        | 7,739  | 28,291      | 85,727 | 546,701 | 74,529  | 99,843  |
|       | 11 | 459,113                        | 7,606  | 28,591      | 83,679 | 547,332 | 71,355  | 100,395 |
|       | 12 | 458,324                        | 7,773  | 28,630      | 84,271 | 548,408 | 78,342  | 99,169  |
| 2022. | 1  | 456,732                        | 7,576  | 28,073      | 84,571 | 548,874 | 76,325  | 98,845  |
|       | 2  | 456,972                        | 7,587  | 28,066      | 87,841 | 549,994 | 77,265  | 100,200 |
|       | 3  | 453,016                        | 7,414  | 28,010      | 80,224 | 548,770 | 76,428  | 99,904  |
|       | 4  | 444,503                        | 5,131  | 27,062      | 78,668 | 545,061 | 72,633  | 97,685  |
|       | 5  | 442,916                        | 4,807  | 27,023      | 81,198 | 548,854 | 73,642  | 98,228  |
|       | 6  | 433,484                        | 4,798  | 26,710      | 77,712 | 548,963 | 71,255  | 97,232  |
|       | 7  | 433,811                        | 4,725  | 26,633      | 79,465 | 547,811 | 70,323  | 96,840  |
|       | 8  | 431,637                        | 4,775  | 26,517      | 76,677 | 545,482 | 79,882  | 95,368  |
|       | 9  | 411,972                        | 4,875  | 26,125      | 78,335 | 541,107 | 80,506  | 94,826  |
|       | 10 | 409,211                        | 4,977  | 26,414      | 79,060 | 542,792 | 83,212  | 95,493  |
|       | 11 | 411,310                        | 5,069  | 27,191      | 80,830 | 552,201 | 89,388  | 97,957  |
|       | 12 | 418,369                        | 5,405  | 27,666      | 72,077 | 554,932 | 92,195  | 98,414  |
| 2023. | 1  | 425,173                        | 5,781  | 28,242      | 76,319 | 557,143 | 95,793  | 99,260  |
|       | 2  | 420,491                        | 5,903  | 27,916      | 76,534 | 558,372 | 94,566  | 97,973  |

|       |    | Russia  | Romania | Luxembourg | Malaysia | Mexico  | U. S. A. | Belgium |
|-------|----|---------|---------|------------|----------|---------|----------|---------|
| 2017  |    | 356,084 | 40,107  | 785        | 100,878  | 170,458 | 112,252  | 16,673  |
| 2018  |    | 381,575 | 37,856  | 847        | 99,850   | 171,445 | 114,757  | 17,487  |
| 2019  |    | 443,970 | 36,931  | 945        | 101,726  | 177,177 | 118,438  | 17,835  |
| 2020  |    | 457,018 | 45,889  | 981        | 105,280  | 191,769 | 133,849  | 19,470  |
| 2021  |    | 497,554 | 45,821  | 2,790      | 114,641  | 200,775 | 240,197  | 28,566  |
| 2022  |    | ...     | 49,772  | 2,743      | 112,393  | 194,125 | 232,717  | 28,023  |
| 2021. | 9  | 485,462 | 47,800  | 2,780      | 113,042  | 205,282 | 239,484  | 28,205  |
|       | 10 | 491,375 | 46,428  | 2,852      | 114,017  | 204,768 | 241,389  | 28,456  |
|       | 11 | 489,761 | 44,340  | 2,793      | 114,476  | 205,806 | 239,185  | 28,360  |
|       | 12 | 497,554 | 45,821  | 2,790      | 114,641  | 200,775 | 240,197  | 28,566  |
| 2022. | 1  | 497,946 | 48,149  | 2,771      | 113,817  | 202,806 | 239,331  | 28,190  |
|       | 2  | ...     | 46,862  | 2,795      | 113,487  | 202,639 | 239,755  | 28,455  |
|       | 3  | ...     | 44,614  | 2,782      | 113,162  | 202,087 | 237,182  | 28,053  |
|       | 4  | ...     | 42,841  | 2,697      | 109,828  | 199,740 | 229,917  | 27,316  |
|       | 5  | ...     | 43,929  | 2,705      | 110,215  | 198,957 | 231,270  | 27,679  |
|       | 6  | ...     | 43,828  | 2,665      | 106,757  | 196,580 | 227,534  | 27,166  |
|       | 7  | ...     | 43,604  | 2,655      | 106,887  | 196,787 | 226,993  | 27,460  |
|       | 8  | ...     | 42,761  | 2,605      | 105,831  | 198,478 | 223,071  | 27,032  |
|       | 9  | ...     | 42,855  | 2,562      | 104,001  | 195,673 | 219,112  | 26,529  |
|       | 10 | ...     | 45,966  | 2,595      | 103,170  | 194,915 | 221,755  | 26,960  |
|       | 11 | ...     | 47,329  | 2,672      | 107,829  | 195,474 | 228,626  | 27,695  |
|       | 12 | ...     | 49,772  | 2,743      | 112,393  | 194,125 | 232,717  | 28,023  |
| 2023. | 1  | ...     | 54,349  | 2,767      | 112,996  | 198,899 | 236,063  | 28,420  |
|       | 2  | ...     | 55,167  | 2,782      | 112,051  | 197,619 | 232,435  | 27,933  |

1) ( , IMF (SDR) )  
: , IMF <sup>¶</sup>International Financial Statistics <sup>¶</sup> , <sup>¶</sup>Financial Statistics <sup>¶</sup>

## 4. ( ) ( )<sup>1)</sup> Foreign Exchange Reserves (Total Reserves Excluding Gold)(Cont'd)

In end of period, million US\$

|         | Brazil  | Sweden | Switzerland | Spain  | Slovak Republic | 가<br>Singapore | Argentina |
|---------|---------|--------|-------------|--------|-----------------|----------------|-----------|
| 2017    | 371,151 | 56,951 | 767,680     | 57,663 | 2,300           | 279,690        | 53,031    |
| 2018    | 371,934 | 55,386 | 744,167     | 59,030 | 3,923           | 287,466        | 63,964    |
| 2019    | 353,588 | 49,354 | 804,004     | 60,944 | 5,617           | 279,240        | 42,193    |
| 2020    | 351,519 | 50,617 | 1,020,172   | 64,168 | 7,417           | 362,088        | 35,650    |
| 2021    | 354,623 | 54,696 | 1,048,963   | 75,724 | 7,755           | 416,101        | 36,448    |
| 2022    | 317,119 | 56,963 | 863,028     | 76,498 | 8,433           | 287,670        | 41,198    |
| 2021. 9 | 361,560 | 54,915 | 1,019,165   | 75,479 | 8,011           | 414,959        | 39,354    |
| 10      | 360,511 | 53,836 | 1,026,866   | 76,016 | 7,843           | 417,239        | 39,266    |
| 11      | 360,335 | 54,047 | 1,020,954   | 75,561 | 7,700           | 411,168        | 38,009    |
| 12      | 354,623 | 54,696 | 1,048,963   | 75,724 | 7,755           | 416,101        | 36,448    |
| 2022. 1 | 350,909 | 54,584 | 1,032,495   | 75,770 | 7,623           | 416,598        | 34,025    |
| 2       | 349,879 | 53,490 | 1,036,010   | 75,436 | 7,683           | 424,839        | 33,280    |
| 3       | 345,066 | 51,610 | 999,930     | 74,467 | 7,853           | 377,875        | 39,277    |
| 4       | 337,141 | 51,188 | 967,932     | 72,924 | 7,982           | 363,481        | 38,199    |
| 5       | 338,732 | 52,819 | 979,178     | 73,566 | 8,425           | 343,508        | 37,910    |
| 6       | 334,401 | 53,120 | 901,685     | 72,470 | 8,407           | 312,643        | 39,147    |
| 7       | 339,042 | 54,769 | 901,264     | 73,368 | 8,603           | 286,430        | 34,713    |
| 8       | 332,500 | 54,873 | 891,712     | 73,252 | 8,138           | 287,620        | 33,317    |
| 9       | 320,616 | 54,224 | 836,246     | 72,932 | 7,872           | 284,273        | 34,290    |
| 10      | 318,715 | 52,832 | 828,499     | 73,268 | 8,232           | 280,491        | 35,412    |
| 11      | 324,207 | 55,636 | 847,164     | 75,338 | 8,454           | 289,490        | 34,647    |
| 12      | 317,119 | 56,963 | 863,028     | 76,498 | 8,433           | 287,670        | 41,198    |
| 2023. 1 | 323,085 | 58,520 | 865,621     | 77,554 | 8,267           | 287,161        | 37,596    |
| 2       | 320,495 | 54,053 | 837,358     | 78,569 | 8,130           | 289,153        | 35,031    |

|         | Iceland | Estonia | U. K.   | Australia | Austria | Egypt  | Italy  |
|---------|---------|---------|---------|-----------|---------|--------|--------|
| 2017    | 6,483   | 335     | 137,924 | 62,617    | 9,894   | 33,214 | 48,919 |
| 2018    | 6,239   | 745     | 159,872 | 51,077    | 11,653  | 38,609 | 51,331 |
| 2019    | 6,685   | 1,414   | 158,376 | 55,604    | 9,906   | 40,685 | 55,341 |
| 2020    | 6,299   | 1,982   | 161,188 | 39,152    | 13,416  | 34,095 | 61,614 |
| 2021    | 6,963   | 2,357   | 176,024 | 53,790    | 17,572  | 35,090 | 84,002 |
| 2022    | 5,772   | 2,202   | 158,330 | 53,385    | 16,763  | 24,824 | 81,715 |
| 2021. 9 | 7,092   | 2,665   | 175,879 | 54,329    | 17,559  | 35,162 | 83,583 |
| 10      | 7,073   | 2,690   | 174,753 | 52,166    | 17,671  | 35,041 | 84,198 |
| 11      | 6,979   | 2,299   | 175,058 | 53,042    | 17,617  | 35,099 | 83,797 |
| 12      | 6,963   | 2,357   | 176,024 | 53,790    | 17,572  | 35,090 | 84,002 |
| 2022. 1 | 6,870   | 2,313   | 168,395 | 52,175    | 17,718  | 35,104 | 83,433 |
| 2       | 6,912   | 2,213   | 169,053 | 52,151    | 18,103  | 32,389 | 83,523 |
| 3       | 6,752   | 2,684   | 171,197 | 52,182    | 18,009  | 27,521 | 82,519 |
| 4       | 6,612   | 2,588   | 161,830 | 50,056    | 17,421  | 27,758 | 80,976 |
| 5       | 6,639   | 2,330   | 159,670 | 50,595    | 17,514  | 26,284 | 81,446 |
| 6       | 6,473   | 2,324   | 156,971 | 49,741    | 17,271  | 24,235 | 80,084 |
| 7       | 6,366   | 2,385   | 154,458 | 50,880    | 17,374  | 24,265 | 80,960 |
| 8       | 6,226   | 2,062   | 153,637 | 50,912    | 16,997  | 24,402 | 79,559 |
| 9       | 6,025   | 2,251   | 143,168 | 49,966    | 16,500  | 24,730 | 77,896 |
| 10      | 5,968   | 2,276   | 147,884 | 49,821    | 16,963  | 24,993 | 78,546 |
| 11      | 6,187   | 2,054   | 155,708 | 53,564    | 17,452  | 24,618 | 80,456 |
| 12      | 5,772   | 2,202   | 158,330 | 53,385    | 16,763  | 24,824 | 81,715 |
| 2023. 1 | 5,825   | 2,226   | 157,178 | 53,440    | 17,435  | 24,465 | 82,113 |
| 2       | 5,715   | 2,094   | 150,888 | 50,720    | 17,241  | ...    | 81,922 |

4. ( ) ( )<sup>1)</sup>  
**Foreign Exchange Reserves (Total Reserves Excluding Gold)(Cont'd)**

In end of period, million US\$

|         | India   | Japan     | China     | Czech Republic | Canada  | Thailand | Türkiye |
|---------|---------|-----------|-----------|----------------|---------|----------|---------|
| 2017    | 389,350 | 1,232,244 | 3,158,877 | 147,583        | 86,678  | 196,121  | 84,115  |
| 2018    | 374,425 | 1,238,935 | 3,091,881 | 142,151        | 83,926  | 199,296  | 72,867  |
| 2019    | 432,378 | 1,284,974 | 3,127,494 | 149,464        | 85,297  | 216,817  | 78,532  |
| 2020    | 549,087 | 1,344,283 | 3,238,782 | 165,549        | 90,428  | 248,743  | 49,958  |
| 2021    | 594,356 | 1,356,244 | 3,313,920 | 172,999        | 106,615 | 231,737  | 71,046  |
| 2022    | 521,419 | 1,178,279 | 3,189,689 | 139,284        | 106,952 | 202,274  | ...     |
| 2021. 9 | 598,057 | 1,358,141 | 3,264,064 | 168,588        | 106,176 | 230,872  | 81,176  |
| 10      | 602,273 | 1,352,622 | 3,281,736 | 172,208        | 104,169 | 232,127  | 82,704  |
| 11      | 599,404 | 1,356,677 | 3,286,140 | 169,776        | 103,627 | 229,093  | 84,815  |
| 12      | 594,356 | 1,356,244 | 3,313,920 | 172,999        | 106,615 | 231,737  | 71,046  |
| 2022. 1 | 591,020 | 1,337,103 | 3,285,770 | 173,675        | 104,402 | 228,648  | 69,626  |
| 2       | 590,658 | 1,332,627 | 3,278,105 | 175,665        | 102,889 | 230,068  | 64,592  |
| 3       | 564,868 | 1,303,246 | 3,251,626 | 173,011        | 103,764 | 227,228  | 59,706  |
| 4       | 554,648 | 1,270,207 | 3,182,039 | 168,456        | 105,617 | 213,689  | 61,197  |
| 5       | 562,227 | 1,279,640 | 3,190,404 | 166,914        | 107,893 | 215,571  | 55,579  |
| 6       | 548,774 | 1,261,832 | 3,133,188 | 153,962        | 106,282 | 208,083  | 52,961  |
| 7       | 534,690 | 1,275,342 | 3,165,994 | 148,434        | 106,637 | 206,161  | 56,905  |
| 8       | 520,845 | 1,245,400 | 3,116,343 | 140,908        | 107,766 | 201,575  | 66,812  |
| 9       | 495,189 | 1,192,584 | 3,089,366 | 132,007        | 102,771 | 186,398  | 63,051  |
| 10      | 496,564 | 1,149,985 | 3,113,219 | 131,253        | 103,484 | 189,095  | 69,305  |
| 11      | 513,369 | 1,178,637 | 3,178,709 | 136,557        | 106,164 | 196,803  | 74,240  |
| 12      | 521,419 | 1,178,279 | 3,189,689 | 139,284        | 106,952 | 202,274  | ...     |
| 2023. 1 | 530,593 | 1,197,898 | 3,247,415 | 141,966        | 109,602 | 210,346  | ...     |
| 2       | 521,183 | 1,176,416 | ...       | 134,611        | 108,463 | ...      | ...     |

|         | Portugal | Poland  | France  | Finland | Philippines | 가<br>Hungary | Hong Kong |
|---------|----------|---------|---------|---------|-------------|--------------|-----------|
| 2017    | 10,153   | 108,975 | 54,781  | 8,458   | 73,228      | 27,874       | 431,355   |
| 2018    | 9,159    | 111,656 | 66,103  | 8,284   | 71,040      | 30,068       | 424,534   |
| 2019    | 6,271    | 117,196 | 69,725  | 9,020   | 79,824      | 30,288       | 441,248   |
| 2020    | 6,199    | 140,316 | 76,114  | 10,492  | 98,512      | 39,434       | 491,649   |
| 2021    | 10,148   | 152,522 | 101,703 | 13,876  | 99,462      | 37,954       | 496,745   |
| 2022    | 9,940    | 153,340 | 100,429 | 13,180  | 86,850      | 35,713       | 423,908   |
| 2021. 9 | 11,606   | 154,118 | 102,439 | 13,858  | 97,748      | 39,141       | 494,826   |
| 10      | 11,391   | 154,582 | 103,637 | 13,929  | 98,774      | 38,319       | 497,908   |
| 11      | 10,019   | 153,242 | 103,293 | 13,894  | 98,720      | 36,585       | 499,264   |
| 12      | 10,148   | 152,522 | 101,703 | 13,876  | 99,462      | 37,954       | 496,745   |
| 2022. 1 | 9,460    | 148,074 | 100,584 | 13,700  | 98,486      | 34,253       | 492,420   |
| 2       | 8,782    | 146,689 | 101,467 | 13,585  | 98,216      | 34,749       | 490,956   |
| 3       | 7,712    | 143,916 | 99,982  | 13,577  | 97,906      | 35,296       | 481,480   |
| 4       | 7,822    | 138,025 | 98,476  | 13,243  | 96,123      | 30,460       | 465,576   |
| 5       | 8,056    | 142,667 | 98,876  | 13,309  | 94,620      | 30,912       | 464,918   |
| 6       | 7,964    | 140,920 | 98,429  | 13,092  | 91,917      | 33,602       | 447,114   |
| 7       | 7,838    | 144,600 | 98,479  | 13,197  | 91,077      | 31,289       | 441,718   |
| 8       | 8,967    | 142,215 | 97,575  | 12,891  | 88,909      | 31,222       | 431,707   |
| 9       | 8,976    | 139,222 | 96,413  | 12,627  | 84,686      | 33,015       | 419,076   |
| 10      | 8,800    | 139,606 | 96,872  | 12,843  | 85,748      | 31,625       | 417,060   |
| 11      | 8,869    | 149,472 | 98,055  | 13,223  | 86,163      | 33,512       | 423,107   |
| 12      | 9,940    | 153,340 | 100,429 | 13,180  | 86,850      | 35,713       | 423,908   |
| 2023. 1 | 10,568   | 153,235 | 91,437  | 13,528  | 90,866      | 37,793       | 436,420   |
| 2       | 10,454   | 154,495 | 75,117  | 13,314  | ...         | 36,574       | ...       |

## 5. Foreign Exchange Rates

In period averages, per US\$

|          | Korea   | <sup>1)</sup><br>Norway | <sup>1)</sup><br>New Zealand | Taiwan | <sup>1)</sup><br>Denmark | Russia  | Malaysia |
|----------|---------|-------------------------|------------------------------|--------|--------------------------|---------|----------|
|          | Won     | Kroner                  | NZ\$                         | NT\$   | Kroner                   | Rubles  | Ringgit  |
| 2017     | 1,130.8 | 8.271                   | 1.407                        | 30.439 | 6.602                    | 58.343  | 4.300    |
| 2018     | 1,100.3 | 8.135                   | 1.446                        | 30.156 | 6.314                    | 62.668  | 4.035    |
| 2019     | 1,165.7 | 8.799                   | 1.518                        | 30.925 | 6.669                    | 64.738  | 4.142    |
| 2020     | 1,180.1 | 9.413                   | 1.541                        | 29.578 | 6.542                    | 72.105  | 4.203    |
| 2021     | 1,144.4 | 8.592                   | 1.414                        | 28.022 | 6.288                    | 73.654  | 4.143    |
| 2022     | 1,292.0 | 9.613                   | 1.578                        | 29.777 | 7.076                    | 68.485  | 4.401    |
| 2021. 10 | 1,182.8 | 8.460                   | 1.417                        | 27.946 | 6.413                    | 71.492  | 4.163    |
| 11       | 1,182.9 | 8.734                   | 1.427                        | 27.818 | 6.517                    | 72.586  | 4.180    |
| 12       | 1,183.7 | 8.963                   | 1.473                        | 27.761 | 6.579                    | 73.716  | 4.210    |
| 2022. 1  | 1,194.0 | 8.845                   | 1.483                        | 27.678 | 6.577                    | 75.868  | 4.189    |
| 2        | 1,198.3 | 8.865                   | 1.498                        | 27.881 | 6.561                    | 77.341  | 4.188    |
| 3        | 1,221.0 | 8.837                   | 1.456                        | 28.441 | 6.753                    | 103.681 | 4.201    |
| 4        | 1,232.3 | 8.897                   | 1.481                        | 29.148 | 6.878                    | 77.809  | 4.267    |
| 5        | 1,269.9 | 9.600                   | 1.562                        | 29.597 | 7.037                    | 64.639  | 4.384    |
| 6        | 1,277.4 | 9.749                   | 1.575                        | 29.632 | 7.041                    | 57.176  | 4.401    |
| 7        | 1,307.4 | 10.004                  | 1.614                        | 29.866 | 7.313                    | 58.084  | 4.441    |
| 8        | 1,318.4 | 9.707                   | 1.596                        | 30.089 | 7.346                    | 60.349  | 4.466    |
| 9        | 1,391.6 | 10.273                  | 1.688                        | 31.242 | 7.511                    | 59.792  | 4.545    |
| 10       | 1,426.7 | 10.578                  | 1.757                        | 31.969 | 7.572                    | 60.864  | 4.695    |
| 11       | 1,364.1 | 10.136                  | 1.648                        | 31.462 | 7.295                    | 60.875  | 4.623    |
| 12       | 1,296.2 | 9.866                   | 1.575                        | 30.671 | 7.023                    | 65.341  | 4.414    |
| 2023. 1  | 1,247.3 | 9.951                   | 1.564                        | 30.453 | 6.908                    | 69.226  | 4.329    |
| 2        | 1,270.7 | 10.223                  | 1.590                        | 30.179 | 6.949                    | 73.005  | 4.377    |
| 3        | 1,305.7 | 10.543                  | 1.611                        | 30.559 | 6.955                    | ...     | ...      |

|          | <sup>1)</sup><br>Mexico | <sup>1)</sup><br>Brazil | <sup>1)</sup><br>Sweden | <sup>1)</sup><br>Switzerland | <sup>1)</sup><br>Spain | <sup>1)</sup><br>Iceland | <sup>1)</sup><br>Ireland |
|----------|-------------------------|-------------------------|-------------------------|------------------------------|------------------------|--------------------------|--------------------------|
|          | Pesos                   | Reais                   | Kronor                  | Francs                       | Euro                   | Kronur                   | Euro                     |
| 2017     | 18.871                  | 3.191                   | 8.547                   | 0.985                        | 0.887                  | 106.8                    | 0.887                    |
| 2018     | 19.178                  | 3.654                   | 8.690                   | 0.978                        | 0.847                  | 108.3                    | 0.847                    |
| 2019     | 19.217                  | 3.944                   | 9.456                   | 0.994                        | 0.893                  | 122.6                    | 0.893                    |
| 2020     | 21.401                  | 5.155                   | 9.210                   | 0.939                        | 0.878                  | 135.4                    | 0.878                    |
| 2021     | 20.223                  | 5.394                   | 8.577                   | 0.914                        | 0.846                  | 127.0                    | 0.846                    |
| 2022     | 20.065                  | 5.164                   | 10.108                  | 0.955                        | 0.951                  | 135.3                    | 0.951                    |
| 2021. 10 | 20.454                  | 5.539                   | 8.673                   | 0.924                        | 0.862                  | 129.1                    | 0.862                    |
| 11       | 20.795                  | 5.556                   | 8.801                   | 0.922                        | 0.877                  | 130.6                    | 0.877                    |
| 12       | 20.833                  | 5.651                   | 9.090                   | 0.921                        | 0.885                  | 130.0                    | 0.885                    |
| 2022. 1  | 20.452                  | 5.534                   | 9.135                   | 0.919                        | 0.883                  | 129.0                    | 0.883                    |
| 2        | 20.412                  | 5.196                   | 9.291                   | 0.923                        | 0.882                  | 125.2                    | 0.882                    |
| 3        | 20.493                  | 4.968                   | 9.572                   | 0.930                        | 0.907                  | 130.1                    | 0.907                    |
| 4        | 20.013                  | 4.757                   | 9.531                   | 0.943                        | 0.926                  | 129.5                    | 0.926                    |
| 5        | 19.975                  | 4.954                   | 9.925                   | 0.979                        | 0.945                  | 131.0                    | 0.945                    |
| 6        | 19.953                  | 5.049                   | 10.017                  | 0.969                        | 0.947                  | 131.1                    | 0.947                    |
| 7        | 20.470                  | 5.367                   | 10.383                  | 0.970                        | 0.982                  | 136.6                    | 0.982                    |
| 8        | 20.074                  | 5.140                   | 10.377                  | 0.957                        | 0.987                  | 138.3                    | 0.987                    |
| 9        | 20.016                  | 5.236                   | 10.881                  | 0.973                        | 1.010                  | 141.8                    | 1.010                    |
| 10       | 19.955                  | 5.250                   | 11.129                  | 0.996                        | 1.016                  | 144.1                    | 1.016                    |
| 11       | 19.429                  | 5.274                   | 10.671                  | 0.966                        | 0.980                  | 144.1                    | 0.980                    |
| 12       | 19.543                  | 5.242                   | 10.380                  | 0.932                        | 0.945                  | 142.4                    | 0.945                    |
| 2023. 1  | 18.942                  | 5.200                   | 10.380                  | 0.924                        | 0.929                  | 143.2                    | 0.929                    |
| 2        | 18.554                  | 5.171                   | 10.432                  | 0.924                        | 0.934                  | 142.9                    | 0.934                    |
| 3        | 18.330                  | 5.211                   | 10.474                  | 0.926                        | 0.934                  | 140.1                    | 0.934                    |

: 1) OECD 가 IMF

2) EMU( ) :

12

: IMF <sup>☞</sup> International Financial Statistics <sup>☞</sup>, OECD <sup>☞</sup> Main Economic Indicators <sup>☞</sup><sup>☞</sup> Financial Statistics <sup>☞</sup>

## 5. ( ) Foreign Exchange Rates (Cont'd)

In period averages, per US\$

|          | 1)<br>U. K.<br>Pound | 1)<br>Australia<br>A\$ | 1)2)<br>Euro Area<br>Euro | India<br>Rupees | 1)<br>Japan<br>Yen | China<br>Yuan | 1)<br>Czech Republic<br>Koruna |
|----------|----------------------|------------------------|---------------------------|-----------------|--------------------|---------------|--------------------------------|
| 2017     | 0.777                | 1.305                  | 0.887                     | 65.122          | 112.2              | 6.759         | 23.385                         |
| 2018     | 0.750                | 1.339                  | 0.847                     | 68.389          | 110.4              | 6.616         | 21.730                         |
| 2019     | 0.784                | 1.439                  | 0.893                     | 70.420          | 109.0              | 6.908         | 22.931                         |
| 2020     | 0.780                | 1.454                  | 0.878                     | 74.100          | 106.8              | 6.901         | 23.212                         |
| 2021     | 0.727                | 1.331                  | 0.846                     | 73.918          | 109.8              | 6.449         | 21.682                         |
| 2022     | 0.811                | 1.442                  | 0.951                     | 78.604          | 131.4              | 6.737         | 23.351                         |
| 2021. 10 | 0.730                | 1.353                  | 0.862                     | 74.915          | 113.1              | 6.411         | 21.973                         |
| 11       | 0.744                | 1.368                  | 0.877                     | 74.497          | 114.0              | 6.390         | 22.245                         |
| 12       | 0.751                | 1.397                  | 0.885                     | 75.373          | 113.9              | 6.367         | 22.338                         |
| 2022. 1  | 0.738                | 1.393                  | 0.883                     | 74.442          | 114.9              | 6.356         | 21.628                         |
| 2        | 0.739                | 1.397                  | 0.882                     | 75.003          | 115.2              | 6.341         | 21.550                         |
| 3        | 0.759                | 1.357                  | 0.907                     | 76.244          | 118.5              | 6.345         | 22.699                         |
| 4        | 0.774                | 1.352                  | 0.926                     | 76.168          | 126.3              | 6.434         | 22.580                         |
| 5        | 0.803                | 1.418                  | 0.945                     | 77.319          | 128.9              | 6.717         | 23.399                         |
| 6        | 0.812                | 1.422                  | 0.947                     | 78.075          | 133.8              | 6.696         | 23.400                         |
| 7        | 0.834                | 1.459                  | 0.982                     | 79.602          | 136.8              | 6.735         | 24.111                         |
| 8        | 0.835                | 1.436                  | 0.987                     | 79.555          | 135.3              | 6.802         | 24.261                         |
| 9        | 0.883                | 1.496                  | 1.010                     | 80.232          | 143.2              | 7.030         | 24.813                         |
| 10       | 0.884                | 1.571                  | 1.016                     | 82.340          | 147.0              | 7.225         | 24.961                         |
| 11       | 0.852                | 1.517                  | 0.980                     | 81.811          | 142.4              | 7.181         | 23.889                         |
| 12       | 0.822                | 1.483                  | 0.945                     | 82.464          | 134.8              | 6.983         | 22.917                         |
| 2023. 1  | 0.818                | 1.440                  | 0.929                     | 81.900          | 130.6              | 6.795         | 22.252                         |
| 2        | 0.827                | 1.447                  | 0.934                     | 82.609          | 132.8              | 6.836         | 22.129                         |
| 3        | 0.824                | 1.495                  | 0.934                     | 82.289          | 133.7              | 6.897         | 22.123                         |

|          | 1)<br>Canada<br>Can\$ | 1)<br>Colombia<br>Pesos | Thailand<br>Baht | 1)<br>Turkiye<br>Lira | 1)<br>Poland<br>Zlotys | 가 1)<br>Hungary<br>Forint | Hong Kong<br>HK\$ |
|----------|-----------------------|-------------------------|------------------|-----------------------|------------------------|---------------------------|-------------------|
| 2017     | 1.298                 | 2,951.3                 | 33.940           | 3.649                 | 3.779                  | 274.5                     | 7.793             |
| 2018     | 1.296                 | 2,956.9                 | 32.310           | 4.840                 | 3.611                  | 270.2                     | 7.839             |
| 2019     | 1.327                 | 3,281.1                 | 31.048           | 5.676                 | 3.839                  | 290.6                     | 7.836             |
| 2020     | 1.341                 | 3,695.6                 | 31.294           | 7.017                 | 3.899                  | 308.0                     | 7.757             |
| 2021     | 1.254                 | 3,744.3                 | 31.977           | 8.861                 | 3.861                  | 303.2                     | 7.773             |
| 2022     | 1.302                 | 4,258.6                 | 35.061           | 16.563                | 4.458                  | 372.6                     | 7.831             |
| 2021. 10 | 1.244                 | 3,769.0                 | 33.483           | 9.193                 | 3.960                  | 311.1                     | 7.780             |
| 11       | 1.256                 | 3,906.6                 | 33.089           | 10.690                | 4.069                  | 319.3                     | 7.791             |
| 12       | 1.280                 | 3,969.7                 | 33.564           | 13.558                | 4.085                  | 325.0                     | 7.799             |
| 2022. 1  | 1.262                 | 4,002.7                 | 33.240           | 13.535                | 4.021                  | 316.8                     | 7.793             |
| 2        | 1.272                 | 3,934.6                 | 32.674           | 13.655                | 4.014                  | 314.8                     | 7.801             |
| 3        | 1.266                 | 3,799.5                 | 33.245           | 14.614                | 4.315                  | 342.4                     | 7.824             |
| 4        | 1.263                 | 3,800.7                 | 33.813           | 14.704                | 4.295                  | 346.4                     | 7.843             |
| 5        | 1.285                 | 4,015.6                 | 34.410           | 15.610                | 4.397                  | 363.6                     | 7.850             |
| 6        | 1.281                 | 3,950.3                 | 34.968           | 16.992                | 4.389                  | 375.2                     | 7.849             |
| 7        | 1.294                 | 4,389.1                 | 36.333           | 17.453                | 4.687                  | 396.8                     | 7.850             |
| 8        | 1.292                 | 4,324.0                 | 35.876           | 18.031                | 4.660                  | 397.3                     | 7.847             |
| 9        | 1.333                 | 4,445.9                 | 37.034           | 18.314                | 4.788                  | 407.8                     | 7.850             |
| 10       | 1.370                 | 4,726.9                 | 37.919           | 18.585                | 4.889                  | 425.5                     | 7.851             |
| 11       | 1.345                 | 4,920.8                 | 36.430           | 18.609                | 4.615                  | 399.7                     | 7.831             |
| 12       | 1.359                 | 4,793.1                 | 34.793           | 18.657                | 4.422                  | 384.4                     | 7.788             |
| 2023. 1  | 1.343                 | 4,715.0                 | 33.229           | 18.779                | 4.358                  | 367.3                     | 7.820             |
| 2        | 1.345                 | 4,822.6                 | 33.999           | 18.844                | 4.427                  | 359.2                     | 7.848             |
| 3        | 1.368                 | 4,759.1                 | 34.503           | 18.999                | 4.384                  | 359.9                     | ...               |

## 6. Real Effective Exchange Rates

2015=100

|          | Korea | Greece | Netherlands | Norway | New Zealand | Denmark | Germany | Luxembourg |
|----------|-------|--------|-------------|--------|-------------|---------|---------|------------|
| 2017     | 101.1 | 99.9   | 101.0       | 101.0  | 102.2       | 101.2   | 101.5   | 100.5      |
| 2018     | 102.4 | 101.1  | 103.5       | 101.5  | 98.3        | 102.0   | 103.0   | 100.9      |
| 2019     | 97.8  | 98.8   | 103.0       | 99.5   | 96.9        | 100.7   | 101.8   | 100.6      |
| 2020     | 96.2  | 98.6   | 105.9       | 93.1   | 96.4        | 101.9   | 102.4   | 101.2      |
| 2021     | 96.6  | 97.8   | 106.3       | 98.6   | 102.5       | 100.9   | 103.0   | 101.5      |
| 2022     | 91.0  | 96.9   | 105.0       | 96.4   | 100.1       | 99.4    | 99.5    | 99.0       |
| 2021. 10 | 93.9  | 98.2   | 105.6       | 101.1  | 104.8       | 100.3   | 102.2   | 101.2      |
| 11       | 94.2  | 98.0   | 105.4       | 99.6   | 104.2       | 100.0   | 101.6   | 101.0      |
| 12       | 94.6  | 98.5   | 105.7       | 98.6   | 101.6       | 99.3    | 101.3   | 100.6      |
| 2022. 1  | 93.5  | 97.2   | 105.3       | 98.2   | 101.5       | 99.8    | 100.3   | 99.6       |
| 2        | 93.2  | 97.6   | 105.3       | 98.5   | 100.0       | 100.3   | 100.4   | 101.1      |
| 3        | 92.9  | 99.6   | 108.0       | 100.7  | 102.7       | 99.5    | 101.1   | 100.5      |
| 4        | 92.5  | 98.5   | 105.1       | 100.9  | 102.7       | 99.1    | 99.6    | 100.4      |
| 5        | 91.9  | 97.9   | 103.1       | 95.3   | 99.5        | 99.3    | 100.0   | 99.9       |
| 6        | 91.6  | 98.5   | 102.1       | 94.1   | 98.6        | 99.5    | 99.1    | 100.1      |
| 7        | 91.0  | 95.3   | 102.7       | 95.5   | 99.5        | 99.5    | 98.2    | 98.0       |
| 8        | 89.9  | 94.5   | 104.1       | 97.6   | 100.2       | 98.6    | 97.7    | 98.2       |
| 9        | 87.1  | 96.5   | 105.8       | 95.4   | 97.2        | 99.3    | 98.7    | 97.5       |
| 10       | 86.6  | 95.0   | 106.9       | 93.4   | 96.3        | 99.9    | 99.1    | 97.4       |
| 11       | 89.4  | 95.7   | 104.7       | 94.0   | 100.6       | 99.4    | 99.7    | 97.7       |
| 12       | 92.0  | 96.1   | 106.5       | 93.5   | 102.8       | 99.3    | 99.7    | 97.5       |
| 2023. 1  | 94.3  | 95.3   | 104.8       | 91.6   | 101.3       | 99.6    | 100.0   | 96.7       |
| 2        | 92.6  | 95.3   | 105.6       | 89.4   | 100.3       | 100.1   | 100.2   | 98.0       |
| 3        | 91.1  | 95.5   | 105.8       | 86.8   | 100.2       | 100.1   | 100.3   | 98.1       |

|          | Mexico | U.S.A. | Belgium | Sweden | Switzerland | Spain | Slovak Republic | Iceland |
|----------|--------|--------|---------|--------|-------------|-------|-----------------|---------|
| 2017     | 89.2   | 103.9  | 103.6   | 99.2   | 96.9        | 101.8 | 98.3            | 124.7   |
| 2018     | 89.3   | 103.0  | 105.8   | 94.4   | 93.9        | 103.4 | 99.5            | 121.6   |
| 2019     | 92.0   | 105.8  | 104.5   | 91.2   | 95.2        | 101.9 | 100.0           | 114.2   |
| 2020     | 85.0   | 107.6  | 105.7   | 92.9   | 98.7        | 102.4 | 102.7           | 105.9   |
| 2021     | 90.0   | 105.1  | 105.9   | 95.4   | 96.1        | 103.3 | 102.6           | 109.9   |
| 2022     | 94.4   | 114.3  | 105.5   | 90.2   | 96.9        | 102.1 | 103.9           | 114.0   |
| 2021. 10 | 89.4   | 107.0  | 105.7   | 95.3   | 95.8        | 104.0 | 102.8           | 109.5   |
| 11       | 88.7   | 107.8  | 106.2   | 95.3   | 96.9        | 103.5 | 102.8           | 109.7   |
| 12       | 88.8   | 108.6  | 105.8   | 94.1   | 97.4        | 104.6 | 102.5           | 111.5   |
| 2022. 1  | 90.2   | 108.2  | 107.4   | 91.9   | 96.7        | 102.9 | 103.0           | 111.9   |
| 2        | 90.3   | 108.4  | 107.3   | 90.3   | 96.0        | 103.0 | 103.1           | 115.4   |
| 3        | 90.4   | 110.0  | 105.8   | 90.3   | 96.9        | 104.1 | 105.2           | 112.6   |
| 4        | 92.9   | 110.6  | 104.3   | 91.6   | 96.4        | 102.1 | 103.2           | 114.4   |
| 5        | 93.5   | 113.7  | 104.4   | 90.5   | 94.5        | 102.5 | 103.5           | 116.6   |
| 6        | 93.6   | 115.0  | 104.7   | 90.5   | 95.6        | 103.9 | 103.6           | 117.7   |
| 7        | 92.6   | 116.8  | 104.0   | 89.6   | 97.9        | 102.4 | 103.5           | 117.1   |
| 8        | 95.1   | 116.2  | 104.0   | 90.9   | 99.3        | 101.9 | 103.7           | 114.9   |
| 9        | 96.8   | 118.9  | 104.0   | 89.2   | 99.1        | 100.4 | 103.4           | 114.4   |
| 10       | 98.0   | 120.7  | 105.9   | 87.6   | 96.7        | 100.1 | 104.7           | 113.6   |
| 11       | 100.5  | 118.0  | 106.8   | 89.3   | 96.6        | 100.7 | 104.9           | 110.7   |
| 12       | 99.3   | 115.2  | 107.4   | 90.6   | 96.9        | 101.5 | 105.3           | 109.3   |
| 2023. 1  | 101.6  | 113.1  | 107.5   | 87.8   | 96.4        | 100.8 | 105.8           | 108.3   |
| 2        | 104.1  | 113.7  | 106.0   | 88.4   | 97.2        | 101.1 | 106.0           | 110.1   |
| 3        | 105.8  | 114.2  | 106.2   | 88.5   | 97.0        | 101.3 | 106.1           | 112.8   |

: OECD <sup>®</sup> Main Economic Indicators <sub>„</sub>



## 6. ( ) Real Effective Exchange Rates (Cont'd)

2015=100

|          | Ireland | U. K. | Australia | Austria | Israel | Italy | Japan |
|----------|---------|-------|-----------|---------|--------|-------|-------|
| 2017     | 105.2   | 85.2  | 104.2     | 101.7   | 105.9  | 100.4 | 107.0 |
| 2018     | 105.4   | 86.6  | 99.9      | 102.8   | 103.8  | 101.7 | 106.5 |
| 2019     | 103.4   | 86.5  | 95.4      | 102.1   | 107.2  | 99.8  | 109.7 |
| 2020     | 103.6   | 86.8  | 94.3      | 103.7   | 109.7  | 100.3 | 111.1 |
| 2021     | 102.6   | 89.7  | 100.1     | 103.9   | 113.0  | 100.0 | 101.5 |
| 2022     | 100.2   | 87.8  | 100.5     | 103.3   | 114.5  | 98.3  | 87.7  |
| 2021. 10 | 101.9   | 90.4  | 99.8      | 103.6   | 114.1  | 98.9  | 98.1  |
| 11       | 101.5   | 90.0  | 98.6      | 103.8   | 118.6  | 98.8  | 97.5  |
| 12       | 101.5   | 90.1  | 96.8      | 104.0   | 119.7  | 98.9  | 98.5  |
| 2022. 1  | 100.0   | 90.7  | 98.3      | 102.6   | 117.9  | 99.5  | 97.2  |
| 2        | 100.4   | 90.5  | 97.3      | 103.2   | 114.6  | 99.7  | 96.6  |
| 3        | 100.3   | 90.2  | 100.4     | 104.0   | 115.4  | 99.3  | 94.4  |
| 4        | 99.4    | 89.8  | 103.6     | 102.6   | 115.8  | 97.0  | 88.6  |
| 5        | 100.2   | 87.8  | 100.7     | 102.6   | 112.9  | 96.9  | 88.4  |
| 6        | 101.2   | 86.8  | 100.4     | 103.5   | 111.9  | 97.2  | 84.8  |
| 7        | 99.9    | 86.7  | 100.9     | 103.5   | 113.2  | 96.5  | 84.1  |
| 8        | 99.3    | 87.0  | 102.5     | 102.8   | 118.7  | 96.6  | 85.3  |
| 9        | 99.5    | 83.7  | 100.7     | 103.2   | 115.5  | 96.0  | 82.4  |
| 10       | 100.1   | 85.4  | 99.0      | 103.7   | 113.2  | 99.0  | 81.7  |
| 11       | 101.1   | 86.9  | 101.0     | 103.9   | 113.2  | 100.2 | 83.1  |
| 12       | 101.5   | 88.2  | 100.8     | 104.4   | 112.0  | 101.2 | 85.8  |
| 2023. 1  | 101.1   | 86.6  | 101.7     | 104.3   | 110.0  | 100.9 | 86.7  |
| 2        | 102.0   | 86.7  | 102.1     | 104.4   | 107.4  | 100.4 | 85.6  |
| 3        | 102.2   | 87.4  | 99.4      | 104.5   | 105.3  | 100.7 | 85.5  |

|          | Czech Republic | Canada | Portugal | Poland | France | Finland | 가<br>Hungary |
|----------|----------------|--------|----------|--------|--------|---------|--------------|
| 2017     | 106.1          | 99.0   | 101.1    | 98.4   | 100.7  | 99.5    | 101.8        |
| 2018     | 110.3          | 98.6   | 101.6    | 99.8   | 102.1  | 101.6   | 100.8        |
| 2019     | 111.0          | 97.6   | 100.2    | 98.9   | 100.8  | 100.4   | 99.8         |
| 2020     | 111.3          | 96.4   | 100.8    | 99.4   | 101.6  | 101.9   | 95.7         |
| 2021     | 116.2          | 101.3  | 99.6     | 98.9   | 100.8  | 101.3   | 96.1         |
| 2022     | 127.8          | 99.9   | 98.4     | 100.3  | 96.6   | 97.4    | 91.7         |
| 2021. 10 | 117.5          | 102.4  | 98.7     | 98.4   | 99.6   | 100.1   | 95.6         |
| 11       | 117.5          | 101.3  | 98.5     | 97.6   | 99.2   | 99.9    | 94.8         |
| 12       | 118.1          | 99.3   | 98.0     | 98.8   | 99.0   | 99.6    | 93.8         |
| 2022. 1  | 125.8          | 100.6  | 97.6     | 101.0  | 98.2   | 100.5   | 96.2         |
| 2        | 126.9          | 100.0  | 97.2     | 100.1  | 98.3   | 100.8   | 97.0         |
| 3        | 124.5          | 101.1  | 97.3     | 98.0   | 97.9   | 102.8   | 91.8         |
| 4        | 127.6          | 101.8  | 98.4     | 100.0  | 97.0   | 98.0    | 91.9         |
| 5        | 126.9          | 101.6  | 99.0     | 100.4  | 97.1   | 96.9    | 89.9         |
| 6        | 128.3          | 101.7  | 99.0     | 101.4  | 97.2   | 95.9    | 87.8         |
| 7        | 129.8          | 101.5  | 98.2     | 97.8   | 96.3   | 95.3    | 87.3         |
| 8        | 129.3          | 101.2  | 97.2     | 99.1   | 96.0   | 94.4    | 88.7         |
| 9        | 129.0          | 98.9   | 98.1     | 99.4   | 94.6   | 94.3    | 91.2         |
| 10       | 126.6          | 97.0   | 98.9     | 99.3   | 94.9   | 95.3    | 89.4         |
| 11       | 129.2          | 98.2   | 99.7     | 102.7  | 95.8   | 96.7    | 93.5         |
| 12       | 130.2          | 95.7   | 99.7     | 104.1  | 96.2   | 97.8    | 95.9         |
| 2023. 1  | 138.5          | 96.0   | 98.6     | 105.8  | 96.3   | 99.1    | 100.0        |
| 2        | 140.2          | 96.0   | 98.1     | 105.5  | 96.8   | 99.6    | 103.2        |
| 3        | 140.9          | 94.5   | 98.3     | 106.9  | 97.1   | 100.1   | 104.0        |

## 7. Current Balance

In million US\$

|          | Korea  | Greece  | Netherlands | Norway  | New Zealand | Taiwan  | Denmark |
|----------|--------|---------|-------------|---------|-------------|---------|---------|
| 2017     | 75,231 | -3,606  | 74,312      | 21,650  | -5,803      | 83,088  | 26,734  |
| 2018     | 77,467 | -6,249  | 85,142      | 34,961  | -8,575      | 70,743  | 25,762  |
| 2019     | 59,676 | -3,112  | 62,998      | 11,919  | -5,945      | 66,464  | 30,551  |
| 2020     | 75,902 | -12,413 | 46,794      | 4,212   | -2,014      | 96,600  | 28,952  |
| 2021     | 85,228 | -13,858 | 73,956      | 66,254  | -14,828     | 117,150 | 32,466  |
| 2022     | 29,831 | -21,424 | 43,588      | 175,372 | ...         | 101,731 | ...     |
| 2019.1/4 | 10,550 | -4,290  | 20,108      | 7,202   | 412         | 17,435  | 3,719   |
| 2/4      | 10,622 | -408    | 8,959       | 2,666   | -782        | 17,767  | 9,300   |
| 3/4      | 19,955 | 4,503   | 17,159      | 1,126   | -3,936      | 13,722  | 8,843   |
| 4/4      | 18,549 | -2,918  | 16,772      | 925     | -1,640      | 17,540  | 8,688   |
| 2020.1/4 | 12,719 | -3,879  | 14,053      | 5,626   | 1,464       | 17,204  | 5,781   |
| 2/4      | 4,958  | -3,803  | 7,972       | -2,538  | 902         | 21,328  | 8,732   |
| 3/4      | 24,487 | -1,612  | 12,268      | 794     | -2,517      | 29,851  | 8,645   |
| 4/4      | 33,739 | -3,118  | 12,500      | 329     | -1,862      | 28,217  | 5,795   |
| 2021.1/4 | 18,971 | -3,184  | 22,579      | 10,860  | -2,404      | 26,510  | 4,998   |
| 2/4      | 21,797 | -5,717  | 22,677      | 11,779  | -1,195      | 29,994  | 8,367   |
| 3/4      | 23,599 | 2,097   | 16,892      | 17,203  | -6,004      | 28,416  | 8,836   |
| 4/4      | 20,861 | -7,054  | 11,808      | 26,412  | -5,225      | 32,230  | 10,265  |
| 2022.1/4 | 14,881 | -7,833  | 20,698      | 44,326  | -4,394      | 31,694  | 7,881   |
| 2/4      | 9,989  | -4,873  | 2,955       | 36,513  | -3,529      | 24,552  | 14,037  |
| 3/4      | 876    | 718     | 15,525      | 59,182  | -6,262      | 22,095  | 16,420  |
| 4/4      | 4,084  | -9,435  | 4,409       | 35,350  | ...         | 23,390  | ...     |

|          | Germany | Russia  | Luxembourg | Mexico  | U. S. A. | Belgium | Brazil  |
|----------|---------|---------|------------|---------|----------|---------|---------|
| 2017     | 289,656 | 32,179  | 2,984      | -22,014 | -361,018 | 3,520   | -25,337 |
| 2018     | 316,885 | 115,680 | 2,649      | -26,098 | -439,851 | -4,742  | -54,794 |
| 2019     | 317,892 | 65,627  | 2,459      | -5,578  | -445,955 | 511     | -68,022 |
| 2020     | 275,871 | 35,373  | 2,346      | 22,787  | -619,702 | 5,700   | -28,208 |
| 2021     | 329,969 | 122,270 | 3,947      | -8,209  | -846,354 | 2,915   | -46,358 |
| 2022     | 172,725 | ...     | 4,246      | -13,423 | -943,800 | -20,255 | -56,068 |
| 2019.1/4 | 88,629  | 33,628  | 2,218      | -11,720 | -95,719  | 463     | -16,283 |
| 2/4      | 72,492  | 10,457  | 2,076      | 4,502   | -119,341 | -2,361  | -9,682  |
| 3/4      | 76,508  | 10,749  | 1,280      | -778    | -130,499 | 2,083   | -22,285 |
| 4/4      | 80,263  | 10,793  | -3,115     | 2,418   | -100,396 | 325     | -19,772 |
| 2020.1/4 | 70,624  | 23,862  | -158       | -7,823  | -90,795  | 1,626   | -19,917 |
| 2/4      | 41,379  | 1,265   | 1,419      | -1,405  | -151,133 | 2,412   | 5,288   |
| 3/4      | 72,799  | 3,760   | 4          | 15,836  | -189,616 | 1,250   | -291    |
| 4/4      | 91,069  | 6,485   | 1,080      | 16,179  | -188,158 | 412     | -13,287 |
| 2021.1/4 | 93,224  | 22,427  | 1,634      | -9,896  | -160,941 | 2,570   | -21,637 |
| 2/4      | 81,637  | 17,311  | 1,553      | 4,974   | -208,411 | 4,056   | 7,067   |
| 3/4      | 77,440  | 35,537  | 229        | -4,424  | -253,242 | 3,600   | -9,526  |
| 4/4      | 77,668  | 46,994  | 530        | 1,137   | -223,760 | -7,312  | -22,262 |
| 2022.1/4 | 66,733  | ...     | 2,044      | -12,068 | -247,015 | -1,757  | -16,567 |
| 2/4      | 32,274  | ...     | 2,688      | -780    | -244,913 | -5,826  | -4,266  |
| 3/4      | 19,539  | ...     | 594        | -5,151  | -253,024 | -11,929 | -18,358 |
| 4/4      | 54,178  | ...     | -1,080     | 4,576   | -198,848 | -743    | -16,877 |

: 1) 2022 , 2022 4/4

:

, IMF <sup>1</sup> International Financial Statistics <sup>2</sup> , <sup>3</sup> Balance of Payments <sup>4</sup>

## 7. ( ) Current Balance (Cont'd)

In million US\$

|          | Sweden | Switzerland | Spain  | Slovak Republic | Slovenia | 가<br>Singapore | Iceland |
|----------|--------|-------------|--------|-----------------|----------|----------------|---------|
| 2017     | 15,028 | 37,152      | 36,860 | -1,853          | 3,035    | 62,262         | 1,053   |
| 2018     | 13,695 | 36,641      | 26,482 | -2,293          | 3,229    | 59,231         | 1,124   |
| 2019     | 28,509 | 30,806      | 29,247 | -3,532          | 3,230    | 60,877         | 1,597   |
| 2020     | 32,355 | 2,247       | 8,047  | 672             | 4,058    | 57,316         | 192     |
| 2021     | 41,550 | 70,554      | 13,442 | -2,875          | 2,372    | 76,374         | -612    |
| 2022     | 25,015 | 81,459      | 7,572  | -9,385          | -284     | 90,239         | -448    |
| 2019.1/4 | 7,437  | -1,908      | -836   | -404            | 834      | 14,676         | 459     |
| 2/4      | 6,758  | 11,095      | 12,169 | -951            | 881      | 14,628         | 235     |
| 3/4      | 8,828  | 9,156       | 9,518  | -1,434          | 750      | 16,427         | 612     |
| 4/4      | 5,486  | 12,463      | 8,396  | -743            | 765      | 15,131         | 291     |
| 2020.1/4 | 7,534  | 8,402       | -581   | -759            | 1,123    | 11,967         | 125     |
| 2/4      | 7,260  | 3,454       | 917    | -64             | 811      | 15,843         | -36     |
| 3/4      | 8,514  | 11,009      | 1,237  | 1,108           | 965      | 15,865         | 77      |
| 4/4      | 9,047  | -20,618     | 6,474  | 387             | 1,160    | 13,604         | 27      |
| 2021.1/4 | 11,256 | 18,726      | -628   | 440             | 1,138    | 14,913         | -161    |
| 2/4      | 11,371 | 16,995      | 2,728  | -870            | 462      | 20,116         | -267    |
| 3/4      | 9,158  | 24,955      | 5,282  | -1,116          | 660      | 21,013         | 231     |
| 4/4      | 9,766  | 9,878       | 6,060  | -1,328          | 112      | 20,279         | -416    |
| 2022.1/4 | 7,592  | 22,675      | -4,452 | -2,325          | -284     | 25,466         | -247    |
| 2/4      | 5,412  | 14,923      | 2,074  | -1,980          | -101     | 24,493         | -250    |
| 3/4      | 4,090  | 28,625      | 2,806  | -2,124          | 181      | 23,418         | 190     |
| 4/4      | 7,921  | 15,236      | 7,144  | -2,955          | -81      | 16,947         | -140    |

|          | Ireland | Estonia | U. K.    | Australia | Austria | Italy  | India   |
|----------|---------|---------|----------|-----------|---------|--------|---------|
| 2017     | 3,398   | 614     | -96,879  | -35,574   | 5,650   | 53,103 | -38,168 |
| 2018     | 24,170  | 272     | -116,992 | -31,613   | 4,380   | 53,986 | -65,599 |
| 2019     | -44,934 | 736     | -80,779  | 6,178     | 10,635  | 66,320 | -29,763 |
| 2020     | -27,412 | -370    | -87,814  | 32,517    | 12,893  | 74,508 | 32,730  |
| 2021     | 72,220  | -709    | -47,054  | 50,798    | 1,626   | 64,720 | -33,422 |
| 2022     | 47,621  | -847    | -121,382 | 19,548    | ...     | ...    | ...     |
| 2019.1/4 | 10,396  | 144     | -39,504  | -1,109    | 6,033   | 5,320  | -4,628  |
| 2/4      | -36,623 | 201     | -19,587  | 3,661     | -644    | 15,943 | -14,977 |
| 3/4      | 12,914  | 236     | -25,944  | 2,140     | 1,976   | 20,028 | -7,553  |
| 4/4      | -31,621 | 155     | 4,256    | 1,486     | 3,269   | 25,028 | -2,605  |
| 2020.1/4 | -52,373 | 263     | -11,330  | 5,515     | 6,519   | 8,402  | 584     |
| 2/4      | 12,380  | 306     | -6,048   | 12,065    | 259     | 6,845  | 19,083  |
| 3/4      | 11,676  | -68     | -22,191  | 5,023     | 3,970   | 29,559 | 15,275  |
| 4/4      | 905     | -871    | -48,245  | 9,913     | 2,146   | 29,701 | -2,212  |
| 2021.1/4 | 20,545  | -439    | -12,942  | 13,304    | -288    | 12,175 | -8,135  |
| 2/4      | 19,724  | -812    | -3,601   | 20,135    | -1,348  | 22,087 | 6,581   |
| 3/4      | 26,719  | 136     | -30,845  | 12,528    | 2,195   | 23,622 | -9,712  |
| 4/4      | 5,233   | 405     | 334      | 4,830     | 1,067   | 6,836  | -22,156 |
| 2022.1/4 | 19,157  | -218    | -71,416  | 1,406     | 1,551   | -6,532 | -13,404 |
| 2/4      | 16,833  | -525    | -33,870  | 14,545    | -624    | -2,669 | -18,157 |
| 3/4      | -4,514  | -57     | -19,224  | -5,880    | 1,451   | -9,210 | -36,371 |
| 4/4      | 16,145  | -47     | 3,128    | 9,477     | ...     | ...    | ...     |

## 7. ( ) Current Balance (Cont'd)

In million US\$

|          | Indonesia | Japan   | China   | Czech Republic | Canada  | Thailand | Turkiye |
|----------|-----------|---------|---------|----------------|---------|----------|---------|
| 2017     | -16,196   | 203,169 | 188,676 | 2,961          | -46,236 | 43,952   | -39,955 |
| 2018     | -30,633   | 177,269 | 24,131  | 1,260          | -41,150 | 28,479   | -20,151 |
| 2019     | -30,279   | 176,610 | 102,910 | 898            | -34,032 | 38,256   | 10,796  |
| 2020     | -4,433    | 147,948 | 248,836 | 4,967          | -35,373 | 20,933   | -31,888 |
| 2021     | 3,511     | 197,639 | 317,301 | -7,686         | -5,448  | -10,646  | -7,232  |
| 2022     | 13,216    | ...     | ...     | -17,366        | -7,955  | -17,230  | -48,792 |
| 2019.1/4 | -6,550    | 53,323  | 22,298  | 2,259          | -13,801 | 11,588   | -216    |
| 2/4      | -8,199    | 39,944  | 19,813  | 1,478          | -7,314  | 4,363    | 1,171   |
| 3/4      | -7,481    | 51,105  | 30,634  | -2,219         | -10,178 | 10,828   | 9,104   |
| 4/4      | -8,048    | 32,239  | 30,165  | -620           | -2,739  | 11,477   | 737     |
| 2020.1/4 | -3,367    | 48,243  | -52,252 | 3,004          | -12,519 | 10,855   | -7,068  |
| 2/4      | -2,913    | 7,754   | 91,092  | -396           | -7,398  | 1,587    | -11,165 |
| 3/4      | 997       | 45,580  | 89,303  | 3,125          | -12,577 | 7,894    | -7,227  |
| 4/4      | 850       | 46,371  | 120,693 | -766           | -2,879  | 597      | -6,428  |
| 2021.1/4 | -1,140    | 58,831  | 70,861  | 1,981          | 1,024   | -1,794   | -6,718  |
| 2/4      | -1,881    | 50,881  | 45,514  | -515           | -3,849  | -2,701   | -4,618  |
| 3/4      | 5,020     | 55,777  | 82,559  | -5,670         | -5,677  | -4,470   | 5,278   |
| 4/4      | 1,511     | 32,151  | 118,367 | -3,482         | 3,054   | -1,681   | -1,174  |
| 2022.1/4 | 550       | 42,295  | 88,875  | -875           | 3,743   | -2,447   | -17,850 |
| 2/4      | 3,858     | 18,343  | 77,498  | -3,685         | 2,612   | -8,027   | -10,962 |
| 3/4      | 4,544     | 17,181  | 144,333 | -9,314         | -10,332 | -7,684   | -9,192  |
| 4/4      | 4,265     | ...     | ...     | -3,491         | -3,978  | 927      | -10,788 |

|          | Portugal | Poland  | France  | Finland | Philippines | 가<br>Hungary | Hong Kong |
|----------|----------|---------|---------|---------|-------------|--------------|-----------|
| 2017     | 3,040    | -6,016  | -17,978 | -1,951  | -2,143      | 2,769        | 15,621    |
| 2018     | 1,325    | -11,352 | -24,384 | -5,160  | -8,877      | 415          | 13,514    |
| 2019     | 1,013    | -1,445  | 13,699  | -877    | -3,047      | -1,230       | 21,253    |
| 2020     | -2,292   | 14,764  | -46,341 | 1,800   | 11,578      | -1,617       | 24,125    |
| 2021     | -2,987   | -9,562  | 9,946   | 1,451   | -5,943      | -6,961       | 43,659    |
| 2022     | ...      | -20,651 | -59,499 | -11,062 | -17,832     | -14,243      | ...       |
| 2019.1/4 | -610     | -1,199  | -7,212  | 135     | -1,728      | -117         | 3,084     |
| 2/4      | -1,159   | -1,383  | 2,511   | -3,878  | -785        | 331          | 3,823     |
| 3/4      | 2,835    | -2,257  | 2,789   | 587     | -192        | -519         | 8,717     |
| 4/4      | -54      | 3,394   | 15,612  | 2,278   | -342        | -925         | 5,628     |
| 2020.1/4 | -760     | 1,132   | -17,173 | -1,610  | 57          | -167         | -902      |
| 2/4      | -1,738   | 4,490   | -17,887 | -1,243  | 5,242       | -1,380       | 7,956     |
| 3/4      | 669      | 1,933   | -13,171 | 684     | 3,095       | 692          | 12,752    |
| 4/4      | -463     | 7,209   | 1,889   | 3,970   | 3,185       | -762         | 4,319     |
| 2021.1/4 | -257     | 337     | -8,890  | -348    | -27         | 973          | 8,671     |
| 2/4      | -2,062   | 1,137   | 1,714   | 27      | -1,238      | -1,180       | 10,660    |
| 3/4      | 174      | -5,964  | 2,113   | 2,068   | -1,002      | -2,542       | 12,533    |
| 4/4      | -843     | -5,072  | 15,009  | -295    | -3,675      | -4,213       | 11,795    |
| 2022.1/4 | -2,199   | -6,858  | -14,174 | -2,866  | -4,045      | -2,155       | 11,065    |
| 2/4      | -2,259   | -4,911  | -14,552 | -6,538  | -8,374      | -2,718       | 4,452     |
| 3/4      | 488      | -6,166  | -23,983 | -1,621  | -5,975      | -4,622       | 14,921    |
| 4/4      | ...      | -2,716  | -6,790  | -37     | 561         | -4,748       | ...       |

## 8. Trade Balance

In million US\$

|          | Korea   | Greece  | Netherlands | Norway  | New Zealand | Taiwan | Denmark |
|----------|---------|---------|-------------|---------|-------------|--------|---------|
| 2017     | 113,593 | -22,389 | 81,226      | 23,203  | -1,503      | 81,292 | 15,010  |
| 2018     | 110,087 | -26,532 | 84,612      | 33,816  | -3,523      | 66,934 | 12,829  |
| 2019     | 79,812  | -25,572 | 67,305      | 15,789  | -2,437      | 57,491 | 18,440  |
| 2020     | 80,605  | -21,135 | 70,659      | 2,065   | 1,850       | 75,273 | 18,683  |
| 2021     | 75,731  | -31,224 | 74,078      | 63,675  | -4,278      | 87,963 | 14,704  |
| 2022     | 15,061  | -41,017 | 61,294      | 166,982 | ...         | 68,989 | ...     |
| 2019.1/4 | 19,728  | -6,814  | 18,255      | 6,933   | 196         | 12,546 | 3,228   |
| 2/4      | 17,625  | -6,295  | 15,840      | 2,679   | 603         | 14,374 | 5,096   |
| 3/4      | 20,572  | -6,523  | 15,830      | 669     | -2,251      | 16,210 | 5,385   |
| 4/4      | 21,887  | -5,939  | 17,380      | 5,509   | -986        | 14,361 | 4,731   |
| 2020.1/4 | 15,436  | -6,169  | 17,879      | 3,939   | 689         | 12,258 | 5,129   |
| 2/4      | 8,440   | -4,199  | 13,609      | -1,852  | 2,326       | 16,161 | 4,516   |
| 3/4      | 25,922  | -5,515  | 18,060      | -1,479  | -846        | 23,459 | 5,007   |
| 4/4      | 30,807  | -5,252  | 21,112      | 1,457   | -319        | 23,395 | 4,031   |
| 2021.1/4 | 18,964  | -6,028  | 21,569      | 7,914   | -245        | 18,948 | 4,196   |
| 2/4      | 18,844  | -7,074  | 18,114      | 7,990   | 1,041       | 23,827 | 4,114   |
| 3/4      | 21,521  | -8,162  | 16,306      | 16,315  | -3,108      | 21,399 | 3,043   |
| 4/4      | 16,402  | -9,960  | 18,088      | 31,457  | -1,968      | 23,789 | 3,352   |
| 2022.1/4 | 11,465  | -10,241 | 19,520      | 42,193  | -1,111      | 20,364 | 3,108   |
| 2/4      | 9,925   | -9,786  | 11,348      | 35,759  | -22         | 15,484 | 834     |
| 3/4      | -3,906  | -9,883  | 11,890      | 56,053  | -3,026      | 17,896 | 3,474   |
| 4/4      | -2,424  | -11,107 | 18,536      | 32,978  | ...         | 15,245 | ...     |

|          | Germany | Russia  | Luxembourg | Mexico  | U. S. A.   | Belgium | Brazil |
|----------|---------|---------|------------|---------|------------|---------|--------|
| 2017     | 288,053 | 114,558 | 2,291      | -10,984 | -799,340   | 2,706   | 57,325 |
| 2018     | 263,292 | 195,058 | 2,039      | -13,768 | -878,748   | -2,004  | 43,373 |
| 2019     | 245,868 | 165,845 | 1,618      | 5,168   | -857,259   | 4,176   | 26,547 |
| 2020     | 219,238 | 93,441  | 1,333      | 34,151  | -913,886   | 7,037   | 32,370 |
| 2021     | 230,563 | 190,337 | 1,105      | -10,915 | -1,090,295 | 5,014   | 36,363 |
| 2022     | 118,588 | ...     | 123        | -26,620 | -1,191,030 | -18,064 | 44,153 |
| 2019.1/4 | 64,991  | 47,163  | 615        | -1,816  | -190,850   | 194     | 4,598  |
| 2/4      | 59,703  | 39,700  | 260        | 4,964   | -222,312   | 569     | 11,404 |
| 3/4      | 65,313  | 37,982  | 246        | -1,099  | -236,303   | 2,008   | 3,852  |
| 4/4      | 55,860  | 41,000  | 496        | 3,118   | -207,794   | 1,405   | 6,693  |
| 2020.1/4 | 58,459  | 33,221  | 408        | 3,519   | -177,622   | 1,675   | -815   |
| 2/4      | 30,514  | 16,532  | 302        | -1,165  | -220,059   | 1,892   | 13,908 |
| 3/4      | 64,520  | 18,691  | 278        | 16,209  | -259,451   | 1,956   | 15,847 |
| 4/4      | 65,745  | 24,997  | 345        | 15,588  | -256,754   | 1,514   | 3,429  |
| 2021.1/4 | 69,311  | 28,726  | 2,025      | -1,424  | -234,645   | 1,554   | -3,490 |
| 2/4      | 58,233  | 38,839  | -716       | 2,810   | -266,386   | 3,247   | 23,587 |
| 3/4      | 58,134  | 54,248  | 47         | -10,041 | -296,790   | 5,750   | 14,483 |
| 4/4      | 44,886  | 68,524  | -250       | -2,261  | -292,474   | -5,538  | 1,783  |
| 2022.1/4 | 38,617  | ...     | -392       | -4,936  | -304,847   | -2,520  | 8,295  |
| 2/4      | 28,774  | ...     | 481        | -8,126  | -312,486   | -6,303  | 17,529 |
| 3/4      | 20,050  | ...     | -232       | -12,391 | -299,704   | -9,136  | 8,741  |
| 4/4      | 31,146  | ...     | 266        | -1,168  | -273,993   | -105    | 9,589  |

: 1) 2022 , 2022 4/4

:

, IMF <sup>1)</sup> International Financial Statistics <sup>2)</sup> , <sup>3)</sup> Balance of Payments <sup>4)</sup>

## 8. ( ) Trade Balance (Cont'd)

In million US\$

|          | Sweden | Switzerland | Spain   | Slovak Republic | Slovenia | 가<br>Singapore | Iceland |
|----------|--------|-------------|---------|-----------------|----------|----------------|---------|
| 2017     | 11,162 | 64,455      | -25,022 | 654             | 1,830    | 100,929        | -1,525  |
| 2018     | 11,156 | 72,517      | -34,517 | -252            | 1,511    | 104,437        | -1,460  |
| 2019     | 20,710 | 71,388      | -29,801 | -1,261          | 1,456    | 97,828         | -857    |
| 2020     | 21,663 | 63,482      | -9,750  | 1,241           | 2,665    | 106,416        | -634    |
| 2021     | 24,931 | 116,618     | -22,925 | -574            | 1,072    | 125,748        | -1,123  |
| 2022     | 17,732 | 117,913     | -61,355 | -6,960          | -2,434   | 136,535        | -1,550  |
| 2019.1/4 | 5,579  | 17,394      | -8,454  | 175             | 463      | 22,770         | 18      |
| 2/4      | 5,732  | 17,049      | -4,562  | -321            | 479      | 25,547         | -352    |
| 3/4      | 4,916  | 18,624      | -10,247 | -974            | 217      | 25,408         | -385    |
| 4/4      | 4,483  | 18,321      | -6,539  | -141            | 298      | 24,084         | -138    |
| 2020.1/4 | 6,791  | 16,853      | -6,270  | -760            | 617      | 22,667         | -183    |
| 2/4      | 3,741  | 13,190      | 469     | 91              | 618      | 26,922         | -139    |
| 3/4      | 4,547  | 14,930      | -3,129  | 1,198           | 809      | 28,273         | -211    |
| 4/4      | 6,584  | 18,509      | -821    | 712             | 621      | 28,617         | -101    |
| 2021.1/4 | 6,829  | 24,888      | -1,529  | 893             | 772      | 24,693         | -152    |
| 2/4      | 7,152  | 29,657      | -1,335  | -194            | 409      | 33,171         | -312    |
| 3/4      | 5,034  | 36,944      | -8,199  | -813            | 74       | 33,396         | -363    |
| 4/4      | 5,916  | 25,128      | -11,863 | -460            | -183     | 34,399         | -296    |
| 2022.1/4 | 6,018  | 35,783      | -15,874 | -1,807          | -615     | 32,655         | -149    |
| 2/4      | 3,413  | 21,029      | -15,481 | -1,215          | -656     | 38,216         | -299    |
| 3/4      | 3,183  | 35,179      | -18,838 | -1,364          | -400     | 35,600         | -503    |
| 4/4      | 5,118  | 25,922      | -11,161 | -2,573          | -763     | 30,049         | -598    |

|          | Ireland | Estonia | U. K.    | Australia | Austria | Italy   | India    |
|----------|---------|---------|----------|-----------|---------|---------|----------|
| 2017     | 123,714 | -1,030  | -181,887 | 10,473    | 1,201   | 61,798  | -148,134 |
| 2018     | 129,048 | -1,436  | -191,203 | 20,836    | 1,401   | 54,146  | -186,692 |
| 2019     | 133,368 | -1,035  | -189,482 | 48,095    | 4,893   | 67,887  | -157,678 |
| 2020     | 162,352 | -279    | -172,739 | 40,510    | 3,902   | 78,588  | -95,450  |
| 2021     | 197,982 | -1,535  | -232,548 | 87,478    | -336    | 63,888  | -176,721 |
| 2022     | 214,845 | -2,801  | -288,479 | 112,397   | ...     | ...     | ...      |
| 2019.1/4 | 34,326  | -98     | -69,596  | 9,879     | 1,415   | 12,130  | -35,214  |
| 2/4      | 31,576  | -284    | -48,338  | 15,105    | 1,089   | 17,344  | -46,774  |
| 3/4      | 35,142  | -300    | -44,805  | 14,151    | 1,310   | 17,357  | -39,650  |
| 4/4      | 32,324  | -353    | -26,743  | 8,960     | 1,079   | 21,055  | -36,040  |
| 2020.1/4 | 39,849  | -42     | -41,753  | 12,319    | 1,040   | 14,422  | -35,042  |
| 2/4      | 37,741  | -63     | -17,076  | 12,969    | 415     | 14,063  | -10,990  |
| 3/4      | 43,794  | -153    | -46,658  | 6,079     | 1,299   | 24,219  | -14,816  |
| 4/4      | 40,968  | -21     | -67,251  | 9,143     | 1,149   | 25,885  | -34,602  |
| 2021.1/4 | 50,672  | -239    | -59,816  | 17,248    | 1,052   | 15,844  | -41,745  |
| 2/4      | 48,399  | -563    | -47,186  | 25,446    | -239    | 23,836  | -30,715  |
| 3/4      | 52,836  | -398    | -66,141  | 25,794    | 264     | 17,655  | -44,511  |
| 4/4      | 46,075  | -335    | -59,406  | 18,990    | -1,413  | 6,554   | -59,750  |
| 2022.1/4 | 53,600  | -535    | -101,694 | 23,422    | -1,483  | -5,208  | -54,483  |
| 2/4      | 52,254  | -914    | -78,669  | 37,451    | 520     | -915    | -63,020  |
| 3/4      | 53,919  | -513    | -51,445  | 24,548    | 1,345   | -13,684 | -83,546  |
| 4/4      | 55,072  | -839    | -56,671  | 26,976    | ...     | ...     | ...      |

## 8. ( ) Trade Balance (Cont'd)

In million US\$

|          | Indonesia | Japan   | China   | Czech Republic | Canada  | Thailand | Turkiye |
|----------|-----------|---------|---------|----------------|---------|----------|---------|
| 2017     | 18,814    | 43,836  | 475,941 | 10,900         | -19,083 | 32,581   | -58,575 |
| 2018     | -228      | 10,587  | 380,074 | 9,379          | -16,838 | 22,388   | -40,726 |
| 2019     | 3,508     | 1,361   | 392,993 | 10,482         | -14,168 | 26,725   | -16,781 |
| 2020     | 28,301    | 26,647  | 511,103 | 12,266         | -29,980 | 40,402   | -37,874 |
| 2021     | 43,806    | 15,878  | 562,724 | 3,258          | 3,711   | 32,354   | -29,313 |
| 2022     | 62,682    | ...     | ...     | -4,140         | 17,261  | 10,814   | -89,719 |
| 2019.1/4 | 1,269     | 1,357   | 67,777  | 3,194          | -5,279  | 6,653    | -2,747  |
| 2/4      | 571       | -1,065  | 96,238  | 3,495          | -2,498  | 6,047    | -4,288  |
| 3/4      | 1,362     | -1,142  | 114,636 | 2,173          | -5,695  | 8,055    | -4,371  |
| 4/4      | 306       | 2,211   | 114,342 | 1,620          | -696    | 5,969    | -5,375  |
| 2020.1/4 | 4,588     | 3,440   | 13,479  | 2,786          | -6,514  | 9,013    | -9,616  |
| 2/4      | 3,952     | -14,390 | 153,701 | 1,181          | -7,795  | 8,669    | -8,650  |
| 3/4      | 9,792     | 13,689  | 156,796 | 3,437          | -9,792  | 14,134   | -11,093 |
| 4/4      | 9,969     | 23,908  | 187,127 | 4,863          | -5,878  | 8,586    | -8,515  |
| 2021.1/4 | 7,628     | 12,970  | 123,094 | 4,154          | 2,248   | 7,424    | -6,997  |
| 2/4      | 8,337     | 8,302   | 112,730 | 1,910          | -284    | 9,278    | -6,434  |
| 3/4      | 15,408    | -159    | 144,092 | -1,499         | -811    | 7,536    | -7,158  |
| 4/4      | 12,433    | -5,236  | 182,809 | -1,307         | 2,557   | 8,116    | -8,724  |
| 2022.1/4 | 11,301    | -16,483 | 144,961 | 279            | 9,086   | 7,186    | -21,312 |
| 2/4      | 16,797    | -29,090 | 175,798 | -1,645         | 8,595   | 2,509    | -19,589 |
| 3/4      | 17,623    | -39,416 | 200,733 | -2,110         | -1,996  | -1,851   | -27,063 |
| 4/4      | 16,961    | ...     | ...     | -664           | 1,576   | 2,970    | -21,755 |

|          | Portugal | Poland  | France   | Finland | Philippines | 가<br>Hungary | Hong Kong |
|----------|----------|---------|----------|---------|-------------|--------------|-----------|
| 2017     | -15,102  | -5,530  | -51,541  | 1,689   | -40,215     | 1,896        | -22,927   |
| 2018     | -18,415  | -13,240 | -60,734  | 333     | -50,972     | -2,629       | -32,272   |
| 2019     | -18,226  | -4,878  | -52,800  | 2,579   | -49,312     | -4,099       | -15,362   |
| 2020     | -14,236  | 8,111   | -66,740  | 3,226   | -33,775     | -1,477       | -5,315    |
| 2021     | -18,745  | -8,727  | -79,542  | 2,707   | -52,806     | -5,117       | 3,160     |
| 2022     | ...      | -25,545 | -143,548 | -1,421  | -69,393     | -15,570      | ...       |
| 2019.1/4 | -4,236   | -1,010  | -19,069  | 1,163   | -12,293     | -436         | -8,319    |
| 2/4      | -4,577   | -1,528  | -11,968  | 89      | -12,126     | -592         | -8,996    |
| 3/4      | -4,915   | -1,697  | -15,614  | -364    | -12,339     | -1,556       | 253       |
| 4/4      | -4,498   | -643    | -6,149   | 1,691   | -12,553     | -1,515       | 1,700     |
| 2020.1/4 | -4,709   | -811    | -18,086  | -291    | -10,671     | -361         | -6,253    |
| 2/4      | -2,802   | 2,663   | -22,954  | 933     | -4,676      | -960         | -2,434    |
| 3/4      | -3,183   | 2,262   | -19,936  | -39     | -8,979      | -100         | 4,112     |
| 4/4      | -3,542   | 3,997   | -5,763   | 2,623   | -9,450      | -57          | -740      |
| 2021.1/4 | -2,887   | 1,391   | -19,145  | 171     | -11,123     | 1,108        | 895       |
| 2/4      | -4,468   | 1,157   | -16,260  | 777     | -12,187     | -713         | -3,706    |
| 3/4      | -5,079   | -4,700  | -21,139  | 935     | -13,206     | -2,555       | 501       |
| 4/4      | -6,311   | -6,575  | -22,998  | 824     | -16,290     | -2,957       | 5,470     |
| 2022.1/4 | -6,348   | -7,117  | -33,276  | -1,557  | -15,707     | -3,127       | 2,097     |
| 2/4      | -6,962   | -5,958  | -39,077  | -490    | -19,702     | -3,097       | -9,906    |
| 3/4      | -7,264   | -6,706  | -40,202  | -288    | -19,420     | -4,910       | 1,948     |
| 4/4      | ...      | -5,764  | -30,993  | 913     | -14,564     | -4,436       | ...       |

## 9. Services Balance

|          |         |         |             |         |             |         |         | In million US\$ |
|----------|---------|---------|-------------|---------|-------------|---------|---------|-----------------|
|          |         |         |             |         |             |         |         | 1)              |
|          | Korea   | Greece  | Netherlands | Norway  | New Zealand | Taiwan  | Denmark |                 |
| 2017     | -36,734 | 20,733  | 8,352       | -9,292  | 3,703       | -8,762  | 8,869   |                 |
| 2018     | -29,369 | 22,597  | 11,747      | -8,751  | 3,360       | -6,622  | 8,977   |                 |
| 2019     | -26,845 | 23,564  | 21,947      | -9,720  | 2,631       | -5,064  | 7,223   |                 |
| 2020     | -14,670 | 8,398   | 21,067      | -5,413  | 589         | 3,753   | 4,178   |                 |
| 2021     | -5,287  | 15,213  | 29,820      | -778    | -3,807      | 12,428  | 11,437  |                 |
| 2022     | -5,548  | 20,042  | 32,346      | -2,830  | ...         | 13,111  | ...     |                 |
| 2019.1/4 | -8,220  | 1,699   | 4,953       | -1,610  | 1,986       | -980    | 1,367   |                 |
| 2/4      | -5,434  | 5,919   | 6,151       | -2,456  | 318         | -1,213  | 2,120   |                 |
| 3/4      | -6,601  | 12,963  | 3,765       | -2,451  | -209        | -1,848  | 2,431   |                 |
| 4/4      | -6,591  | 2,984   | 7,078       | -3,203  | 536         | -1,023  | 1,305   |                 |
| 2020.1/4 | -5,251  | 1,261   | 5,041       | -2,474  | 1,930       | -512    | 1,134   |                 |
| 2/4      | -3,530  | 1,135   | 5,806       | -659    | -312        | 943     | 1,688   |                 |
| 3/4      | -3,887  | 4,208   | 4,380       | -1,058  | -471        | 1,724   | 1,985   |                 |
| 4/4      | -2,001  | 1,795   | 5,840       | -1,222  | -558        | 1,598   | -629    |                 |
| 2021.1/4 | -2,036  | 891     | 5,350       | 157     | -585        | 2,794   | 2,189   |                 |
| 2/4      | -1,931  | 1,799   | 8,395       | 286     | -464        | 2,386   | 1,504   |                 |
| 3/4      | -762    | 9,575   | 6,639       | -345    | -1,315      | 3,252   | 3,968   |                 |
| 4/4      | -558    | 2,949   | 9,436       | -876    | -1,442      | 3,996   | 3,777   |                 |
| 2022.1/4 | -569    | 1,124   | 6,701       | -149    | -1,387      | 5,017   | 6,022   |                 |
| 2/4      | -363    | 5,395   | 10,194      | -953    | -1,400      | 3,716   | 9,455   |                 |
| 3/4      | -2,336  | 11,186  | 7,213       | -588    | -1,452      | 3,252   | 10,682  |                 |
| 4/4      | -2,280  | 2,337   | 8,239       | -1,139  | ...         | 1,126   | ...     |                 |
| <hr/>    |         |         |             |         |             |         |         |                 |
|          | Germany | Russia  | Luxembourg  | Mexico  | U. S. A.    | Belgium | Brazil  |                 |
| 2017     | -27,460 | -31,323 | 23,833      | -11,704 | 289,001     | 2,556   | -41,628 |                 |
| 2018     | -18,555 | -30,082 | 22,361      | -12,886 | 300,148     | 352     | -39,328 |                 |
| 2019     | -15,067 | -36,517 | 21,138      | -10,296 | 297,584     | -831    | -38,481 |                 |
| 2020     | 8,526   | -16,788 | 22,926      | -15,472 | 259,896     | 1,839   | -24,657 |                 |
| 2021     | 6,043   | -20,249 | 28,572      | -15,020 | 245,245     | 1,593   | -26,957 |                 |
| 2022     | -31,034 | ...     | 23,351      | -14,839 | 245,707     | -3,930  | -40,018 |                 |
| 2019.1/4 | 401     | -6,059  | 5,175       | -1,632  | 66,586      | 613     | -8,455  |                 |
| 2/4      | -1,373  | -8,703  | 5,617       | -1,871  | 72,399      | -1,506  | -10,676 |                 |
| 3/4      | -12,111 | -11,582 | 5,255       | -4,285  | 74,757      | -228    | -8,998  |                 |
| 4/4      | -1,984  | -10,173 | 5,091       | -2,508  | 83,842      | 289     | -10,351 |                 |
| 2020.1/4 | -1,375  | -5,705  | 4,907       | -1,718  | 64,153      | 938     | -7,338  |                 |
| 2/4      | 6,610   | -1,933  | 5,678       | -4,866  | 65,859      | 1,446   | -4,978  |                 |
| 3/4      | -5,556  | -3,605  | 5,110       | -4,984  | 62,498      | -703    | -5,953  |                 |
| 4/4      | 8,848   | -5,545  | 7,230       | -3,904  | 67,386      | 157     | -6,388  |                 |
| 2021.1/4 | 6,139   | -3,032  | 6,675       | -4,502  | 64,565      | 2,602   | -5,256  |                 |
| 2/4      | 8,611   | -4,059  | 7,461       | -3,899  | 62,136      | 1,109   | -6,416  |                 |
| 3/4      | -6,872  | -6,855  | 6,509       | -3,128  | 50,848      | -1,419  | -6,974  |                 |
| 4/4      | -1,834  | -6,304  | 7,927       | -3,491  | 67,696      | -700    | -8,312  |                 |
| 2022.1/4 | 3,312   | ...     | 6,993       | -4,257  | 56,385      | 549     | -8,692  |                 |
| 2/4      | -5,811  | ...     | 6,552       | -3,462  | 54,406      | -234    | -10,798 |                 |
| 3/4      | -22,818 | ...     | 5,100       | -4,001  | 58,586      | -3,182  | -9,886  |                 |
| 4/4      | -5,718  | ...     | 4,706       | -3,119  | 76,330      | -1,062  | -10,642 |                 |

: 1) 2022 , 2022 4/4

:

, IMF <sup>¶</sup>International Financial Statistics <sub>a</sub> , <sup>¶</sup>Balance of Payments <sub>a</sub>



## 9. ( ) Services Balance (Cont'd)

In million US\$

| :        | Sweden | Switzerland | Spain  | Slovak Republic | Slovenia | 가<br>Singapore | Iceland |
|----------|--------|-------------|--------|-----------------|----------|----------------|---------|
| 2017     | 3,463  | -6,651      | 72,716 | 1,003           | 2,555    | -9,441         | 2,644   |
| 2018     | 1,571  | -1,530      | 73,002 | 1,099           | 3,088    | 6,752          | 2,382   |
| 2019     | 2,875  | -6,287      | 70,714 | 1,365           | 3,251    | 13,284         | 1,964   |
| 2020     | 3,111  | -19,536     | 28,438 | 1,091           | 2,354    | 2,295          | 305     |
| 2021     | 4,200  | -19,832     | 44,115 | 646             | 2,897    | 23,705         | 603     |
| 2022     | -3,541 | -9,541      | 80,412 | 399             | 3,735    | 32,641         | 1,360   |
| 2019.1/4 | -217   | 1,742       | 11,583 | 269             | 616      | 3,035          | 296     |
| 2/4      | 1,615  | -1,450      | 20,490 | 456             | 871      | 2,414          | 469     |
| 3/4      | 821    | -2,133      | 23,907 | 467             | 928      | 4,197          | 878     |
| 4/4      | 655    | -4,446      | 14,736 | 172             | 837      | 3,629          | 321     |
| 2020.1/4 | -362   | -3,876      | 9,488  | 325             | 596      | 214            | 182     |
| 2/4      | 459    | -4,307      | 3,945  | 258             | 451      | 594            | -20     |
| 3/4      | 640    | -5,717      | 8,680  | 505             | 677      | 997            | 154     |
| 4/4      | 2,376  | -5,637      | 6,324  | 2               | 630      | 491            | -11     |
| 2021.1/4 | 1,326  | -4,522      | 4,045  | 117             | 558      | 5,334          | -62     |
| 2/4      | 1,384  | -5,668      | 7,559  | 99              | 687      | 5,964          | 86      |
| 3/4      | 124    | -4,730      | 16,418 | 371             | 864      | 5,602          | 532     |
| 4/4      | 1,366  | -4,913      | 16,093 | 59              | 787      | 6,794          | 48      |
| 2022.1/4 | -964   | -2,981      | 13,496 | 129             | 665      | 7,661          | 46      |
| 2/4      | -938   | -2,222      | 22,070 | 37              | 960      | 8,023          | 318     |
| 3/4      | -2,175 | -1,021      | 25,511 | 50              | 1,119    | 8,239          | 827     |
| 4/4      | 536    | -3,317      | 19,335 | 184             | 992      | 8,703          | 168     |

| :        | Ireland | Estonia | U. K.   | Australia | Austria | Italy   | India   |
|----------|---------|---------|---------|-----------|---------|---------|---------|
| 2017     | -47,901 | 2,129   | 142,944 | -3,232    | 11,269  | -4,188  | 75,923  |
| 2018     | -18,569 | 2,278   | 147,321 | -5,234    | 11,869  | -3,530  | 80,774  |
| 2019     | -84,034 | 2,284   | 143,275 | -628      | 10,853  | -529    | 84,226  |
| 2020     | -80,237 | 235     | 181,034 | 9,943     | 9,095   | -9,321  | 87,108  |
| 2021     | 1,501   | 1,357   | 193,985 | 3,330     | 2,844   | -13,872 | 102,681 |
| 2022     | -16,182 | 2,577   | 177,193 | -15,195   | ...     | ...     | ...     |
| 2019.1/4 | -92     | 427     | 33,121  | 1,923     | 6,182   | -3,889  | 21,331  |
| 2/4      | -43,741 | 656     | 35,273  | -1,808    | 93      | 1,805   | 20,075  |
| 3/4      | 1,113   | 644     | 28,792  | -1,352    | 1,516   | 4,282   | 20,941  |
| 4/4      | -41,314 | 557     | 46,089  | 609       | 3,062   | -2,727  | 21,879  |
| 2020.1/4 | -66,021 | 503     | 43,912  | 1,525     | 5,488   | -5,353  | 22,027  |
| 2/4      | 431     | 444     | 44,600  | 2,833     | 15      | -3,615  | 20,758  |
| 3/4      | 2,926   | 212     | 41,487  | 2,891     | 2,623   | 2,900   | 21,086  |
| 4/4      | -17,573 | -924    | 51,034  | 2,694     | 969     | -3,253  | 23,237  |
| 2021.1/4 | 6,617   | -108    | 48,361  | 3,173     | 65      | -5,507  | 23,485  |
| 2/4      | 6,273   | -71     | 48,771  | 1,416     | -158    | -4,838  | 25,808  |
| 3/4      | 6,066   | 517     | 39,699  | 248       | 1,610   | 1,112   | 25,579  |
| 4/4      | -17,455 | 1,018   | 57,154  | -1,508    | 1,326   | -4,638  | 27,809  |
| 2022.1/4 | 6,145   | 486     | 44,599  | -2,229    | 3,963   | -5,141  | 28,319  |
| 2/4      | 3,126   | 664     | 41,477  | -4,278    | 924     | -1,141  | 31,070  |
| 3/4      | -18,621 | 645     | 36,598  | -6,070    | 625     | 1,413   | 34,432  |
| 4/4      | -6,831  | 781     | 54,518  | -2,618    | ...     | ...     | ...     |

## 9. ( ) Services Balance (Cont'd)

In million US\$

|          | Indonesia | Japan   | China    | Czech Republic | Canada  | Thailand | Turkiye |
|----------|-----------|---------|----------|----------------|---------|----------|---------|
| 2017     | -7,379    | -6,200  | -258,932 | 5,355          | -17,155 | 24,296   | 26,823  |
| 2018     | -6,485    | -9,182  | -292,168 | 5,539          | -16,894 | 22,535   | 30,888  |
| 2019     | -7,641    | -9,977  | -261,149 | 4,634          | -11,370 | 24,323   | 38,560  |
| 2020     | -9,755    | -34,245 | -152,530 | 4,442          | -6,850  | -14,469  | 14,359  |
| 2021     | -14,599   | -38,391 | -99,916  | 4,853          | -4,589  | -32,433  | 31,812  |
| 2022     | -20,041   | ...     | ...      | 3,869          | -13,228 | -22,132  | 49,804  |
| 2019.1/4 | -1,522    | 261     | -63,447  | 1,534          | -5,634  | 6,976    | 4,513   |
| 2/4      | -1,869    | -3,448  | -65,833  | 1,637          | -3,560  | 2,437    | 9,228   |
| 3/4      | -2,246    | -4,370  | -72,482  | 889            | -132    | 6,669    | 16,049  |
| 4/4      | -2,004    | -2,420  | -59,387  | 574            | -2,043  | 8,241    | 8,770   |
| 2020.1/4 | -1,735    | -5,690  | -51,442  | 1,554          | -5,619  | 2,189    | 4,892   |
| 2/4      | -2,148    | -12,159 | -32,825  | 1,100          | -642    | -4,649   | 258     |
| 3/4      | -2,768    | -8,608  | -39,760  | 1,305          | -1,227  | -5,211   | 5,023   |
| 4/4      | -3,105    | -7,788  | -28,503  | 483            | 639     | -6,798   | 4,186   |
| 2021.1/4 | -3,446    | -4,766  | -25,842  | 1,052          | 183     | -7,547   | 2,652   |
| 2/4      | -3,660    | -14,430 | -28,409  | 1,475          | -1,520  | -8,100   | 4,764   |
| 3/4      | -3,531    | -9,345  | -30,465  | 1,317          | -2,502  | -8,548   | 14,624  |
| 4/4      | -3,962    | -9,851  | -15,201  | 1,009          | -750    | -8,238   | 9,772   |
| 2022.1/4 | -4,379    | -9,608  | -16,675  | 1,103          | -2,071  | -7,548   | 6,175   |
| 2/4      | -5,014    | -10,908 | -19,696  | 1,348          | -4,864  | -7,438   | 11,593  |
| 3/4      | -5,413    | -13,244 | -29,170  | 1,177          | -4,399  | -5,135   | 19,873  |
| 4/4      | -5,235    | ...     | ...      | 241            | -1,893  | -2,010   | 12,163  |

|          | Portugal | Poland | France | Finland | Philippines | 가<br>Hungary | Hong Kong |
|----------|----------|--------|--------|---------|-------------|--------------|-----------|
| 2017     | 18,452   | 20,395 | 28,042 | -1,564  | 8,693       | 7,870        | 26,357    |
| 2018     | 20,583   | 25,340 | 28,533 | -3,766  | 11,608      | 9,530        | 31,506    |
| 2019     | 20,064   | 26,943 | 28,602 | -2,158  | 13,039      | 7,935        | 21,029    |
| 2020     | 9,849    | 26,208 | 21,771 | -2,847  | 13,866      | 4,573        | 11,979    |
| 2021     | 11,979   | 31,682 | 42,688 | -2,489  | 14,039      | 5,803        | 17,375    |
| 2022     | ...      | 38,352 | 51,488 | -6,400  | 15,631      | 8,445        | ...       |
| 2019.1/4 | 3,457    | 6,577  | 4,332  | -965    | 2,534       | 1,719        | 9,544     |
| 2/4      | 4,739    | 6,830  | 6,371  | -379    | 3,438       | 2,234        | 5,973     |
| 3/4      | 7,780    | 6,654  | 9,660  | -136    | 3,852       | 2,378        | 4,191     |
| 4/4      | 4,087    | 6,882  | 8,238  | -679    | 3,216       | 1,604        | 1,321     |
| 2020.1/4 | 3,256    | 7,066  | 1,467  | -1,333  | 3,025       | 1,428        | 4,276     |
| 2/4      | 1,267    | 5,600  | 2,631  | -1,082  | 2,914       | 497          | 2,853     |
| 3/4      | 3,241    | 6,635  | 8,805  | -985    | 3,852       | 1,645        | 3,122     |
| 4/4      | 2,085    | 6,907  | 8,867  | 554     | 4,075       | 1,002        | 1,727     |
| 2021.1/4 | 1,558    | 7,709  | 2,853  | -880    | 3,453       | 809          | 5,428     |
| 2/4      | 2,005    | 8,402  | 9,086  | -814    | 2,925       | 1,687        | 3,190     |
| 3/4      | 4,787    | 7,818  | 14,432 | -873    | 3,882       | 1,954        | 5,105     |
| 4/4      | 3,628    | 7,753  | 16,317 | 78      | 3,779       | 1,354        | 3,651     |
| 2022.1/4 | 3,762    | 8,720  | 11,842 | -1,307  | 3,202       | 1,821        | 6,347     |
| 2/4      | 5,400    | 10,886 | 18,525 | -2,170  | 2,890       | 2,186        | 4,820     |
| 3/4      | 8,286    | 9,572  | 10,844 | -1,768  | 4,249       | 2,475        | 5,449     |
| 4/4      | ...      | 9,174  | 10,277 | -1,155  | 5,290       | 1,963        | ...       |

## 부 록

Appendix

|                   |     |
|-------------------|-----|
| 통계표 정보 이용안내 ..... | 142 |
| 통계정보 이용방법 .....   | 151 |

## 통계표 정보 이용안내

### Information on Statistical Tables

#### 【월간국제통계】

| 통계 표 명<br>(Statistical Tables) | 수 록 항 목<br>(Statistical Table Items) | 시 계 열 수<br>(Time Series) | 자료출처 및 홈페이지<br>(Data Sources & Homepage)   |
|--------------------------------|--------------------------------------|--------------------------|--|
| <b>I. 노동</b>                   |                                      |                          |  |
| 1. 경제활동인구                      | 경제활동인구                               | 연(6), 월(18)              | 통계청 『 <a href="https://kosis.kr">https://kosis.kr</a> 』<br>IMF 『International Financial Statistics』  |
| 2. 취업자 수                       | 취업자 수                                | 연(6), 월(18)              | 통계청 『 <a href="https://kosis.kr">https://kosis.kr</a> 』<br>IMF 『International Financial Statistics』  |
| 3. 실업자 수                       | 실업자 수                                | 연(6), 월(18)              | 통계청 『 <a href="https://kosis.kr">https://kosis.kr</a> 』<br>IMF 『International Financial Statistics』  |
| 4. 실업률(15세 이상)(계절조정)           | 실업률(계절조정)                            | 연(6), 월(18)              | 통계청 『 <a href="https://kosis.kr">https://kosis.kr</a> 』<br>OECD 『Main Economic Indicators』<br>대만 『Manpower Survey Results』   |
| 5. 조화 실업률(계절조정)                | 조화 실업률(계절조정)                         | 연(6), 월(18)              | OECD 『Main Economic Indicators』  |
| 6. 비농업 활동에서의 고용자 수             | 비농업 활동에서의 고용자 수<br>총고용, 임금근로자        | 연(4), 월(14)              | UN 『Monthly Bulletin of Statistics』  |
| 7. 제조업에서의 고용자 수                | 제조업에서의 고용자 수<br>총고용, 임금근로자           | 연(4), 월(14)              | UN 『Monthly Bulletin of Statistics』  |
| <b>II. 에너지</b>                 |                                      |                          |  |
| 1. 공용 전력생산                     | 공용 전력생산                              | 연(5), 월(17)              | UN 『Monthly Bulletin of Statistics』  |
| 2. 전력 생산                       | 전력 생산                                | 연(6), 월(18)              | 한국전력공사 「전력통계월보」<br>UN 『Monthly Bulletin of Statistics』   |
| 3. 무연탄 생산                      | 무연탄 생산                               | 연(6), 월(18)              | 에너지경제연구원 『에너지통계월보』<br>UN 『Monthly Bulletin of Statistics』  |
| 4. 갈탄 생산량                      | 갈탄 생산                                | 연(6), 월(18)              | UN 『Monthly Bulletin of Statistics』  |
| 5. 천연가스 생산                     | 천연가스 생산                              | 연(5), 월(17)              | UN 『Monthly Bulletin of Statistics』  |
| 6. 원유 생산량                      | 원유 생산량                               | 연(5), 월(17)              | UN 『Monthly Bulletin of Statistics』  |
| <b>III. 광업·제조업</b>             |                                      |                          |  |
| 1. 광업·제조업 생산지수<br>(건설업 제외)     | 광업·제조업생산지수(건설업 제외), 전<br>년(동월)비      | 연(6), 월(18)              | 통계청 『광업·제조업동향조사』 <a href="https://kosis.kr">https://kosis.kr</a><br>OECD 『Main Economic Indicator』   |
| 2. 광업·제조업 생산지수(제조업)            | 광업·제조업 생산지수(제조업),<br>전년(동월)비         | 연(6), 월(18)              | 통계청 『광업·제조업동향조사』 <a href="https://kosis.kr">https://kosis.kr</a><br>OECD 『Main Economic Indicator』   |
| 3. 임금지수(제조업)                   | 임금지수(제조업), 전년(동월)비                   | 연(6), 월(18)              | OECD 『Main Economic Indicators』<br>대만 『Earnings and Productivity Statistics』   |
| <b>IV. 건설·교통·도소매·경기</b>        |                                      |                          |  |
| 1. 주거용빌딩 건축허가(수주)<br>(계절조정)    | 주거용빌딩 건축허가, 전년(동월)비                  | 연(6), 월(18)              | OECD 『Main Economic Indicators』  |
| 2. 승용차 등록대수                    | 승용차 등록대수                             | 연(6), 월(18)              | 국토교통부 교통물류실 자동차운영보합과<br>OECD 『Main Economic Indicators』  |
| 3. 국제해운수송                      | 국제해운수송, 출항, 입항                       | 연(6), 월(18)              | UN 『Monthly Bulletin of Statistics』  |
| 4. 소매판매 불변금액 지수<br>(계절조정)      | 소매판매 불변금액 지수(계절조정),<br>전년(동월)비       | 연(6), 월(18)              | OECD 『Main Economic Indicators』  |
| 5. 경기선행지수(계절조정)                | 경기선행지수(계절조정)                         | 월(24)                    | OECD 『Main Economic Indicators』  |
| <b>V. 물가</b>                   |                                      |                          |  |
| 1. 생산자 물가지수                    | 생산자 물가지수, 전년(동월)비                    | 연(6), 월(18)              | 한국은행 경제통계시스템 <a href="https://ecos.bok.or.kr">https://ecos.bok.or.kr</a><br>IMF 『International Financial Statistics』<br>대만 <a href="https://eng.stat.gov.tw">https://eng.stat.gov.tw</a>                           |
| 2. 소비자 물가지수                    | 소비자 물가지수, 전년(동월)비                    | 연(6), 월(18)              | 통계청 『소비자물가지수월보』 <a href="https://kosis.kr">https://kosis.kr</a><br>OECD 『Main Economic Indicators』<br>IMF 『International Financial Statistics』<br>대만 <a href="https://eng.stat.gov.tw">https://eng.stat.gov.tw</a> |
| 3. 소비자 물가지수<br>(서비스)           | 소비자 물가지수(서비스),<br>전년(동월)비            | 연(6), 월(18)              | 통계청 『소비자물가지수월보』 <a href="https://kosis.kr">https://kosis.kr</a><br>OECD 『Main Economic Indicators』   |
| 4. 소비자 물가지수<br>(비식품 및 비에너지)    | 소비자 물가지수(비식품 및 비에너지),<br>전년(동월)비     | 연(6), 월(18)              | 통계청 『소비자물가지수월보』 <a href="https://kosis.kr">https://kosis.kr</a><br>OECD 『Main Economic Indicators』   |
| 5. 수출물가지수                      | 수출물가지수, 전년(동기간)비                     | 연(6), 분기(16)             | 한국은행 경제통계시스템 <a href="https://ecos.bok.or.kr">https://ecos.bok.or.kr</a><br>IMF 『International Financial Statistics』   |
| 6. 수입물가지수                      | 수입물가지수, 전년(동기간)비                     | 연(6), 분기(16)             | 한국은행 경제통계시스템 <a href="https://ecos.bok.or.kr">https://ecos.bok.or.kr</a><br>IMF 『International Financial Statistics』   |
| 7. 수출입물량지수                     | 수출입물량지수, 전년(동기간)비                    | 연(6), 분기(16)             | 한국은행 경제통계시스템 <a href="https://ecos.bok.or.kr">https://ecos.bok.or.kr</a><br>IMF 『International Financial Statistics』   |
| 8. 수출입단가지수                     | 수출입단가지수, 전년(동월)비                     | 연(6), 월(18)              | 한국은행 경제통계시스템 <a href="https://ecos.bok.or.kr">https://ecos.bok.or.kr</a><br>IMF 『International Financial Statistics』   |
| 9. 비교물가수준                      | OECD 국가별 기준 비교물가                     | 월(1)                     | OECD 『Purchasing Power Parities Statistics』  |

| 통계표명<br>(Statistical Tables) | 수 록 항 목<br>(Statistical Table Items) | 시 계 열 수<br>(Time Series) | 자료출처 및 홈페이지<br>(Data Sources & Homepage)   |
|------------------------------|--------------------------------------|--------------------------|--|
| <b>VI. 국민계정</b>              |                                      |                          |  |
| 1. 국내총생산(당해년가격)              | 국내총생산(당해년가격)                         | 연(6), 분기(16)             | 한국은행 경제통계시스템 <a href="https://ecos.bok.or.kr">https://ecos.bok.or.kr</a><br>OECD 『Main Economic Indicators』<br>대만 <a href="https://eng.stat.gov.tw">https://eng.stat.gov.tw</a>      |
| 2. GDP디플레이터(계절조정)            | GDP디플레이터(계절조정)                       | 연(6), 분기(16)             | OECD 『Main Economic Indicators』  |
| 3. GDP성장률(기준년가격)             | GDP성장률(기준년가격)                        | 연(6), 분기(16)             | 한국은행 경제통계시스템 <a href="https://ecos.bok.or.kr">https://ecos.bok.or.kr</a><br>OECD 『Main Economic Indicators』<br>대만 <a href="https://eng.stat.gov.tw">https://eng.stat.gov.tw</a>      |
| 4. 정부소비지출(계절조정)              | 정부소비지출(계절조정)                         | 분기(21)                   | IMF 『International Financial Statistics』   |
| 5. 민간소비지출(계절조정)              | 민간소비지출(계절조정)                         | 분기(21)                   | IMF 『International Financial Statistics』   |
| 6. 총고정자본형성(계절조정)             | 총고정자본형성(계절조정)                        | 분기(21)                   | IMF 『International Financial Statistics』   |
| <b>VII. 금융</b>               |                                      |                          |  |
| 1. 통화(M1)증감률                 | 통화(M1)증감률                            | 연(6), 월(18)              | 한국은행 경제통계시스템 <a href="https://ecos.bok.or.kr">https://ecos.bok.or.kr</a><br>IMF 『International Financial Statistics』<br>대만 『Financial Statistics』                                    |
| 2. 총통화(M2)증감률                | 총통화(M2)증감률                           | 연(6), 월(18)              | 한국은행 경제통계시스템 <a href="https://ecos.bok.or.kr">https://ecos.bok.or.kr</a><br>IMF 『International Financial Statistics』<br>대만 『Financial Statistics』                                    |
| 3. 총유동성(M3)증감률(계절조정)         | 총유동성(M3)증감률(계절조정)                    | 연(6), 월(18)              | 한국은행 경제통계시스템 <a href="https://ecos.bok.or.kr">https://ecos.bok.or.kr</a><br>OECD 『Main Economic Indicators』  |
| 4. 단기이자율(3개월 이자율 및 수익률)      | 단기이자율(3개월 이자율 및 수익률)                 | 연(6), 월(18)              | 한국은행 경제통계시스템 <a href="https://ecos.bok.or.kr">https://ecos.bok.or.kr</a><br>OECD 『Main Economic Indicators』<br>IMF 『International Financial Statistics』                              |
| 5. 장기국채수익률(10년 만기)           | 장기국채수익률(10년 만기)                      | 연(6), 월(18)              | 한국은행 경제통계시스템 <a href="https://ecos.bok.or.kr">https://ecos.bok.or.kr</a><br>OECD 『Main Economic Indicators』  |
| 6. 예금금리                      | 예금금리                                 | 연(6), 월(18)              | 한국은행 경제통계시스템 <a href="https://ecos.bok.or.kr">https://ecos.bok.or.kr</a><br>IMF 『International Financial Statistics』   |
| 7. 대출금리                      | 대출금리                                 | 연(6), 월(18)              | 한국은행 경제통계시스템 <a href="https://ecos.bok.or.kr">https://ecos.bok.or.kr</a><br>IMF 『International Financial Statistics』   |
| 8. 국제금리                      | 국제금리, 정부채, 시장금리                      | 연(6), 월(18)              | IMF 『International Financial Statistics』   |
| 9. 정책금리                      | 정책금리                                 | 연(6), 월(18)              | IMF 『International Financial Statistics』   |
| 10. 정부채권수익률                  | 정부채권수익률                              | 연(6), 월(18)              | 한국은행 경제통계시스템 <a href="https://ecos.bok.or.kr">https://ecos.bok.or.kr</a><br>IMF 『International Financial Statistics』   |
| 11. 주가지수                     | 주가지수                                 | 연(6), 월(18)              | OECD 『Main Economic Indicators』  |
| <b>VIII. 무역·국제수지</b>         |                                      |                          |  |
| 1. 수출(F.O.B.)                | 수출액                                  | 연(6), 월(18)              | 관세청 『수출입무역통계』 <a href="https://www.customs.go.kr">https://www.customs.go.kr</a><br>IMF 『International Financial Statistics』  |
| 2. 수입(C.I.F.)                | 수입액                                  | 연(6), 월(18)              | 관세청 『수출입무역통계』 <a href="https://www.customs.go.kr">https://www.customs.go.kr</a><br>IMF 『International Financial Statistics』  |
| 3. 외환보유액(총보유액)               | 외환보유액(금포함)                           | 연(6), 월(18)              | 한국은행 경제통계시스템 <a href="https://ecos.bok.or.kr">https://ecos.bok.or.kr</a><br>IMF 『International Financial Statistics』<br>대만 『Financial Statistics』                                    |
| 4. 외환보유액(금제외)                | 외환보유액(금제외)                           | 연(6), 월(18)              | 한국은행 경제통계시스템 <a href="https://ecos.bok.or.kr">https://ecos.bok.or.kr</a><br>IMF 『International Financial Statistics』<br>대만 『Financial Statistics』                                    |
| 5. 환율                        | 환율                                   | 연(6), 월(18)              | 한국은행 경제통계시스템 <a href="https://ecos.bok.or.kr">https://ecos.bok.or.kr</a><br>IMF 『International Financial Statistics』<br>OECD 『Main Economic Indicators』<br>대만 『Financial Statistics』 |
| 6. 실질실효환율                    | 실질실효환율                               | 연(6), 월(18)              | OECD 『Main Economic Indicators』  |
| 7. 경상수지                      | 경상수지                                 | 연(6), 분기(16)             | 한국은행 경제통계시스템 <a href="https://ecos.bok.or.kr">https://ecos.bok.or.kr</a><br>IMF 『International Financial Statistics』<br>대만 『Balance of Payments』                                     |
| 8. 상품수지                      | 상품수지                                 | 연(6), 분기(16)             | 한국은행 경제통계시스템 <a href="https://ecos.bok.or.kr">https://ecos.bok.or.kr</a><br>IMF 『International Financial Statistics』<br>대만 『Balance of Payments』                                     |
| 9. 서비스수지                     | 서비스수지                                | 연(6), 분기(16)             | 한국은행 경제통계시스템 <a href="https://ecos.bok.or.kr">https://ecos.bok.or.kr</a><br>IMF 『International Financial Statistics』<br>대만 『Balance of Payments』                                     |

## 통계표 정보 이용안내

### Information on Statistical Tables

#### 【국제통계연감】

| 통 계 표 명<br>(Statistical Tables) | 수 록 항 목<br>(Statistical Table Items)              | 시 계 열 수<br>(Time series)          | 자 료 출 처 및 홈 페이지<br>(Data Sources & Homepage)  |
|---------------------------------|---|-----------------------------------|---|
| <b>I. 영토·인구</b>                 |   |                                   |   |
| 1. 국토면적(2020)                   | 총면적, 육지면적, 농경지(경지, 과수원), 비농경지                     | 2020                              | FAO 『 <a href="https://www.fao.org">https://www.fao.org</a> 』<br>국토교통부 『지적통계연보』   |
| 2. 총 토지면적 대비 산림면적 비율            | 총 토지면적 대비 산림면적 비율                                 | 2000, 2010, 2015-2020             | UN 『 <a href="https://unstats.un.org/sdgs">https://unstats.un.org/sdgs</a> 』  |
| 3. 장래인구                         | 장래인구  | 2011-2023, 2025, 2030, 2035, 2040 | 통계청 『장래인구추계』 <a href="https://kosis.kr">https://kosis.kr</a><br>UN 『 <a href="https://population.un.org/wpp">https://population.un.org/wpp</a> 』  |
| 4. 부양비 및 노령화지수(2022)            | 인구(0-14세, 15-64세, 65세 이상), 총 부양비(유소년, 노년), 노령화 지수 | 2022                              | 통계청 『장래인구추계』 <a href="https://kosis.kr">https://kosis.kr</a><br>UN 『 <a href="https://population.un.org/wpp">https://population.un.org/wpp</a> 』  |
| 5. 주요도시 인구                      | 국가별 도시 인구   | 2000-2030<br>(5년간격)               | 통계청 『시도별 장래인구추계』 <a href="https://kosis.kr">https://kosis.kr</a><br>UN 『 <a href="https://esa.un.org/unpd/wup">https://esa.un.org/unpd/wup</a> 』  |
| 6. 도시화율                         | 도시화율  | 2000-2030<br>(5년간격)               | UN 『 <a href="https://esa.un.org/unpd/wup">https://esa.un.org/unpd/wup</a> 』  |
| 7. 순이동률                         | 순이동률  | 2015-2050<br>(5년간격)               | UN 『 <a href="https://population.un.org/wpp">https://population.un.org/wpp</a> 』  |
| 8. 인구동태 및 밀도                    | 조출생률, 조사망률, 자연증가율, 조총인율, 조이혼율, 연평균인구증가율, 인구밀도     | 2017-2020                         | 통계청 『장래인구추계』, 『 <a href="https://kosis.kr">https://kosis.kr</a> 』인구동향조사<br>국토교통부 『지적통계연보』,<br>UN 『 <a href="https://unstats.un.org/unsd/demographic/products">https://unstats.un.org/unsd/demographic/products</a> 』<br>대만 『Statistical Yearbook』 |
| 9. 출생아 수 및 출생 성비                | 출생(남, 여), 출생 성비                                   | 2011-2021년 중<br>국가별 1년            | 통계청 『 <a href="https://kosis.kr">https://kosis.kr</a> 』인구동향조사<br>UN 『 <a href="https://unstats.un.org/unsd/demographic/products">https://unstats.un.org/unsd/demographic/products</a> 』<br>대만 『Statistical Yearbook』                              |
| 10. 합계출산율                       | 합계출산율   | 2010-2050년<br>(5년간격)              | UN 『 <a href="https://population.un.org/wpp">https://population.un.org/wpp</a> 』  |
| 11. 영아사망률                       | 영아사망률   | 2010-2050년<br>(5년간격)              | UN 『 <a href="https://population.un.org/wpp">https://population.un.org/wpp</a> 』  |
| 12. 기대수명                        | 기대수명  | 2010-2050년<br>(5년간격)              | UN 『 <a href="https://population.un.org/wpp">https://population.un.org/wpp</a> 』  |
| 13. 한국 재외동포                     | 전체, 시민권자+영주권자, 일반체류자+유학생                          | 2011-2021<br>(2년간격)               | 외교부 『재외동포현황』  |
| 14. 재한 등록외국인 수 및 정규<br>입국외국인 수  | 재한 등록외국인 수, 정규 입국외국인 수                            | 2017-2021                         | 법무부 『출입국·외국인정책통계연보』   |
| <b>II. 사회·범죄·안전</b>             |   |                                   |   |
| 1. 살인 건수 및 수감자 수                | 살인 건수, 수감자 수                                      | 2019, 2020                        | UNODC 『 <a href="https://www.unodc.org">https://www.unodc.org</a> 』   |
| 2. 10만명당 의도적 살인 희생자 수           | 전체, 남자, 여자 희생자 수                                  | 2018-2020                         | UNODC 『 <a href="https://www.unodc.org">https://www.unodc.org</a> 』   |
| 3. 피난민 및 군사력                    | 피난민(양명국가별, 발생국가별), 군사 무기이전(수입, 수출), 군대요원          | 2010, 2019-2021                   | The World Bank 『 <a href="https://www.worldbank.org">https://www.worldbank.org</a> 』  |
| 4. 교통사고 사망자 수                   | 사망자 수, 거주인 100만명당 사망자 수, 차량 100만대당 사망자 수          | 2018-2020                         | OECD 『 <a href="https://data.oecd.org">https://data.oecd.org</a> 』  |
| 5. 교통사고 부상자 수                   | 부상자 수   | 2013-2020                         | OECD 『 <a href="https://data.oecd.org">https://data.oecd.org</a> 』  |
| 6. 10만명당 직접적 재난 피해자             | 10만명당 직접적 재난 피해자 수                                | 2013-2020                         | UN 『 <a href="https://unstats.un.org/sdgs">https://unstats.un.org/sdgs</a> 』  |
| 7. 국가경쟁력 순위                     | 국가경쟁력 순위  | 2015-2022                         | 국제경제개발원(IMD) 『 <a href="https://www.imd.org">https://www.imd.org</a> 』  |
| 8. 성불평등지수(2021)                 | 성불평등지수, 모성사망률, 청소년 출산율, 여성국회의원비율                  | 2021                              | UNDP 『Human Development Report』,<br>『 <a href="https://hdr.undp.org">https://hdr.undp.org</a> 』   |
| 9. 관리적 여성 비율                    | 관리적 여성 비율   | 2013-2020                         | UN 『 <a href="https://unstats.un.org/sdgs">https://unstats.un.org/sdgs</a> 』  |
| 10. 여성 국회의원 수                   | 여성 국회의원 수   | 2015-2022                         | UN 『 <a href="https://unstats.un.org/sdgs">https://unstats.un.org/sdgs</a> 』  |
| 11. 10만명당 자살률                   | 전체, 남자, 여자 10만명당 자살률                              | 2018-2020                         | OECD 『 <a href="https://data.oecd.org">https://data.oecd.org</a> 』  |
| <b>III. 노동·임금</b>               |   |                                   |   |
| 1. 경제활동인구 및 참가율                 | 해당연령, 조사방법, 경제활동가능인구, 경제활동인구(남, 여), 경제활동참가율(남, 여) | 2017-2021년 중<br>국가별 1년            | 통계청 『 <a href="https://kosis.kr">https://kosis.kr</a> 』경제활동인구조사<br>ILO 『 <a href="https://ilostat.ilo.org">https://ilostat.ilo.org</a> 』  |
| 2. 고용률                          | 고용률   | 2012-2021                         | OECD 『 <a href="https://stats.oecd.org">https://stats.oecd.org</a> 』  |
| 3. 취업자                          | 취업자   | 2012-2021                         | 통계청 『 <a href="https://kosis.kr">https://kosis.kr</a> 』경제활동인구조사<br>ILO 『 <a href="https://ilostat.ilo.org">https://ilostat.ilo.org</a> 』<br>대만 『 <a href="https://eng.stat.gov.tw">https://eng.stat.gov.tw</a> 』                                  |

| 통 계 표 명<br>(Statistical Tables)     | 수 록 항 목<br>(Statistical Table Items)  | 시계열수<br>(Time series)  | 자료출처 및 홈페이지<br>(Data Sources & Homepage)  |
|-------------------------------------|---|------------------------|---|
| 4. 산업별 취업자                          | 전체, 남자, 여자, 산업별 취업자   | 2015-2021년 중<br>국가별 1년 | 통계청 『 <a href="https://kosis.kr">https://kosis.kr</a> >경제활동인구조사』<br>ILO 『 <a href="https://ilostat.ilo.org">https://ilostat.ilo.org</a> 』<br>대만 『 <a href="https://eng.stat.gov.tw">https://eng.stat.gov.tw</a> 』 |
| 5. 직업별 취업자                          | 전체, 남자, 여자, 직업별 취업자   | 2017-2021년 중<br>국가별 1년 | 통계청 『 <a href="https://kosis.kr">https://kosis.kr</a> >경제활동인구조사』<br>ILO 『 <a href="https://ilostat.ilo.org">https://ilostat.ilo.org</a> 』   |
| 6. 중사상 지위별 취업자                      | 전체, 남자, 여자, 중사상 지위별<br>취업자  | 2017-2021년 중<br>국가별 1년 | 통계청 『 <a href="https://kosis.kr">https://kosis.kr</a> >경제활동인구조사』<br>ILO 『 <a href="https://ilostat.ilo.org">https://ilostat.ilo.org</a> 』<br>대만 『 <a href="https://eng.stat.gov.tw">https://eng.stat.gov.tw</a> 』 |
| 7. 파트타임 근로자 비중                      | 파트타임 근로자 비중   | 2012-2021              | OECD 『 <a href="https://stats.oecd.org">https://stats.oecd.org</a> 』  |
| 8. 파트타임 근로자 중 여성 비율                 | 파트타임 근로자 중 여성 비율  | 2012-2021              | OECD 『 <a href="https://stats.oecd.org">https://stats.oecd.org</a> 』  |
| 9. 실업률                              | 조사방법, 해당연령, 전체, 남자,<br>여자   | 2012-2021              | 통계청 『 <a href="https://kosis.kr">https://kosis.kr</a> >경제활동인구조사』<br>ILO 『 <a href="https://ilostat.ilo.org">https://ilostat.ilo.org</a> 』<br>대만 『 <a href="https://eng.stat.gov.tw">https://eng.stat.gov.tw</a> 』 |
| 10. 15-24세 실업률                      | 전체, 남자, 여자  | 2014-2022              | ILO 『 <a href="https://ilostat.ilo.org">https://ilostat.ilo.org</a> 』   |
| 11. 고용 지수                           | 전체, 농림어업, 산업, 서비스업  | 2014-2021              | OECD 『 <a href="https://stats.oecd.org">https://stats.oecd.org</a> 』  |
| 12. 근로자당 연평균 실제<br>근로시간             | 전체 취업자, 의존적 취업자   | 2016-2021              | OECD 『 <a href="https://stats.oecd.org">https://stats.oecd.org</a> 』  |
| 13. 제조업 근로자의 주당 평균<br>실제 근로시간       | 근로형태, 제조업 주당 평균근로시간   | 2013-2021              | ILO 『 <a href="https://ilostat.ilo.org">https://ilostat.ilo.org</a> 』   |
| 14. 제조업 총업원의 명목 월평균<br>임금           | 기간, 제조업 월평균임금   | 2014-2021              | ILO 『 <a href="https://ilostat.ilo.org">https://ilostat.ilo.org</a> 』   |
| 15. 남녀 임금격차(제조업)                    | 기간, 남녀 임금격차(제조업)  | 2014-2021              | ILO 『 <a href="https://ilostat.ilo.org">https://ilostat.ilo.org</a> 』   |
| 16. 단위 노동비용                         | 단위 노동비용   | 2002-2021              | OECD 『 <a href="https://data.oecd.org">https://data.oecd.org</a> 』  |
| 17. 근로자 10만명당 치명적<br>산업재해 수         | 사망 심판인율   | 2012-2021              | 고용노동부 『산업재해 현황분석』 <a href="https://www.moel.go.kr">https://www.moel.go.kr</a><br>ILO 『 <a href="https://ilostat.ilo.org">https://ilostat.ilo.org</a> 』  |
| 18. 대도시권 노동시장                       | 취업자, 경제활동인구, 실업자  | 2007-2020년 중<br>국가별 1년 | OECD 『 <a href="https://stats.oecd.org">https://stats.oecd.org</a> 』  |
| 19. GDP 대비 노동소득 분배율                 | GDP 대비 노동소득 분배율   | 2012-2019              | UN 『 <a href="https://unstats.un.org/sdgs">https://unstats.un.org/sdgs</a> 』  |
| 20. 파업과 직장폐쇄                        | 건수, 참가인원, 손실일수  | 2012-2021              | ILO 『 <a href="https://ilostat.ilo.org">https://ilostat.ilo.org</a> 』   |
| <b>IV. 소득 · 소비 · 자산</b>             |   |                        |   |
| 1. 소득분포                             | 상 · 하위 10%, 5분위별 소득분포   | 2014-2020년 중<br>국가별 1년 | 통계청 『 <a href="https://kosis.kr">https://kosis.kr</a> >가계동향조사』<br>The World Bank 『 <a href="https://www.worldbank.org">https://www.worldbank.org</a> 』  |
| 2. 지니계수                             | 지니계수  | 2011-2020              | OECD 『 <a href="https://www.oecd.org">https://www.oecd.org</a> 』  |
| 3. 상대적 빈곤율                          | 상대적 빈곤율   | 2011-2020              | OECD 『 <a href="https://stats.oecd.org">https://stats.oecd.org</a> 』  |
| 4. 순대출/순차입 비율-가계                    | 순대출/순차입 비율  | 2012-2021              | OECD 『 <a href="https://data.oecd.org">https://data.oecd.org</a> 』  |
| 5. 가계금융자산                           | 가계금융자산  | 2012-2021              | OECD 『 <a href="https://data.oecd.org">https://data.oecd.org</a> 』  |
| 6. 가계처분가능소득                         | 가계처분가능소득  | 2012-2021              | OECD 『 <a href="https://data.oecd.org">https://data.oecd.org</a> 』  |
| 7. 가계지출                             | 가계지출  | 2014-2021              | OECD 『 <a href="https://data.oecd.org">https://data.oecd.org</a> 』  |
| 8. 가계저축                             | 가계저축  | 2014-2021              | OECD 『 <a href="https://data.oecd.org">https://data.oecd.org</a> 』  |
| 9. 가계부채                             | 가계부채  | 2014-2021              | OECD 『 <a href="https://data.oecd.org">https://data.oecd.org</a> 』  |
| <b>V. 보건 · 복지</b>                   |   |                        |   |
| 1. 의료종사자수                           | 의사, 약사, 치과의사, 간호사 수   | 2004-2021년 중<br>국가별 1년 | OECD 『 <a href="https://stats.oecd.org">https://stats.oecd.org</a> 』  |
| 2. 병상수 및 유아집중률                      | 인구1,000명당 병상수, 유아집중률<br>(혹역, DPT)   | 2004-2020년 중<br>국가별 1년 | The World Bank 『 <a href="https://www.worldbank.org">https://www.worldbank.org</a> 』  |
| 3. 10만 명당 주요 사망 원 인 별<br>사망률 (2019) | 총사망률, 특정감염성 및 기생충성질환,<br>악성신생물(암), 당뇨병, 순환기계통질환,<br>호흡기계통질환, 소화기계통질환, 사망의<br>외부요인 등 | 2019                   | 통계청 『사망원인통계』<br>WHO 『Mortality Database, <a href="https://www.who.int">https://www.who.int</a> 』  |
| 4. 10만명당 결핵 발생 빈도                   | 10만명당 결핵 발생 빈도  | 2011-2020              | The World Bank 『 <a href="https://www.worldbank.org">https://www.worldbank.org</a> 』  |
| 5. 출산 10만명당 임산부 사망률                 | 출산 10만명당 임산부 사망률  | 2011-2020              | OECD 『 <a href="https://stats.oecd.org">https://stats.oecd.org</a> 』  |
| 6. 청소년 출산율(15-19세 여성<br>1,000명당 출생) | 청소년 출산율   | 2011-2020              | The World Bank 『 <a href="https://www.worldbank.org">https://www.worldbank.org</a> 』  |
| 7. 흡연율                              | 남자, 여자 흡연율  | 2012-2021              | 통계청 『사회조사보고서』<br>OECD 『 <a href="https://stats.oecd.org">https://stats.oecd.org</a> 』   |
| 8. 1인당 담배 소비량                       | 1인당 담배 소비량  | 2011-2021              | OECD 『 <a href="https://stats.oecd.org">https://stats.oecd.org</a> 』  |
| 9. 1인당 알콜음료 소비량                     | 1인당 알콜음료 소비량  | 2011-2021              | OECD 『 <a href="https://stats.oecd.org">https://stats.oecd.org</a> 』  |

| 통 계 표 명<br>(Statistical Tables) | 수 록 항 목<br>(Statistical Table Items)   | 시계열수<br>(Time series) | 자료출처 및 홈페이지<br>(Data Sources & Homepage)   |
|---------------------------------|--|-----------------------|--|
| 10. 보건관련 지출비(2019)              | 보건지출비(GDP대비-경상, 공공, 본인 부담, 1인당 보건지출, 1인당 보건지출(PPP)), 외부보건비                       | 2019                  | The World Bank 『 <a href="https://www.worldbank.org">https://www.worldbank.org</a> 』   |
| 11. 보건서비스 지출비                   | 보건 당기 지출, 치료 및 재활 치료, 장기 치료, 보건 보조 서비스, 의약품, 예방치료, 정부의료체계 및 재정행정                 | 2019-2020             | OECD 『 <a href="https://stats.oecd.org">https://stats.oecd.org</a> 』   |
| 12. AIDS 환자수                    | AIDS 환자수   | 2015-2021             | OECD 『 <a href="https://stats.oecd.org">https://stats.oecd.org</a> 』   |
| 13. 비만인구비율(15세 이상)              | 과체중, 비만, 과체중+비만(전체, 남자, 여자)  | 2015-2021년 중 국가별 1년   | OECD 『 <a href="https://stats.oecd.org">https://stats.oecd.org</a> 』   |
| 14. 전염병                         | 전염병(백일해, 홍역)   | 2017-2021             | OECD 『 <a href="https://stats.oecd.org">https://stats.oecd.org</a> 』   |
| 15. 의약품 판매                      | 의약품 판매   | 2011-2021             | OECD 『 <a href="https://stats.oecd.org">https://stats.oecd.org</a> 』   |
| 16. 의약품 소비                      | 소화관 및 신진대사, 제산제, 소화성 궤양 및 위장용 약물, 당뇨 약물 등  | 2020-2021             | OECD 『 <a href="https://stats.oecd.org">https://stats.oecd.org</a> 』   |
| 17. 영양부족 인구비율                   | 영양부족 인구비율  | 2012-2019             | UN 『 <a href="https://unstats.un.org/sdgs">https://unstats.un.org/sdgs</a> 』   |
| 18. 공여국별 총개발원조                  | 공여국별 총개발원조   | 2013-2019             | UN 『 <a href="https://unstats.un.org/sdgs">https://unstats.un.org/sdgs</a> 』   |
| 19. 공공사회복지 지출                   | 공공사회복지 지출  | 2011-2019             | OECD 『 <a href="https://stats.oecd.org">https://stats.oecd.org</a> 』   |
| 20. 삶의 질                        | 비시설 주거, 주택 비용, 1인당 방수, 가계처분가능소득, 가계순자산, 노동 시장 불안정성, 고용률, 장기 실업률, 개인 소득, 인적네트워크 등 |                       | OECD 『 <a href="https://stats.oecd.org">https://stats.oecd.org</a> 』   |
| <b>VI. 교육/문화·여가</b>             |  |                       |  |
| 1. 인간개발지수(2021)                 | HDI 순위, 인간개발지수, 기대수명, 평균 교육기간, 기대교육기간, 1인당 GNI                                   | 2021                  | UNDP 『Human Development Index』, 『 <a href="https://hdr.undp.org">https://hdr.undp.org</a> 』  |
| 2. 교육단계별 취학률                    | 초등교육, 중등교육(전기중등교육, 후기중등교육), 중등후비고등교육   | 2017-2020년 중 국가별 1년   | UNESCO 『 <a href="http://data.uis.unesco.org">http://data.uis.unesco.org</a> 』   |
| 3. 교사 수 및 여교사 비율                | 학교전·초등·전기중등·후기중등(교사 수, 여교사 비율)   | 2016-2021년 중 국가별 1년   | UNESCO 『 <a href="http://data.uis.unesco.org">http://data.uis.unesco.org</a> 』   |
| 4. 교사 1인당 학생 수                  | 유아교육, 초등교육, 중등교육, 고등교육   | 2018-2019             | OECD 『 <a href="https://data.oecd.org">https://data.oecd.org</a> 』   |
| 5. GDP 대비 정부 재원 교육비 비율          | 교육단계별 정부 재원 교육비 비율(학교전교육, 초등교육 등)  | 2013-2020년 중 국가별 1년   | UNESCO 『 <a href="http://data.uis.unesco.org">http://data.uis.unesco.org</a> 』   |
| 6. 교육단계별 연간 학생 1인당 공교육비         | 초등교육, 중등교육, 고등교육   | 2017, 2018            | OECD 『 <a href="https://stats.oecd.org">https://stats.oecd.org</a> 』   |
| 7. 학업 성취도                       | 남녀별 수학, 과학, 읽기점수   | 2015, 2018            | OECD 『 <a href="https://data.oecd.org">https://data.oecd.org</a> 』   |
| 8. 외래 관광객 및 해외 관광객              | 외래 관광객, 해외 관광객   | 2014-2020             | UNWTO, 한국관광공사 『한국관광통계』   |
| 9. 세계 관광 수입 및 관광 지출             | 관광 수입, 관광 지출   | 2014-2020             | UNWTO, 한국관광공사 『한국관광통계』   |
| 10. 가계의 오락·문화비 지출               | 가계의 오락·문화비 지출  | 2015-2020             | UN 『 <a href="https://data.un.org">https://data.un.org</a> 』   |
| 11. 정부의 오락, 문화, 종교에 대한 지출       | 정부의 오락, 문화, 종교에 대한 지출  | 2015-2020             | OECD 『 <a href="https://stats.oecd.org">https://stats.oecd.org</a> 』   |
| <b>VII. 농림/수산</b>               |  |                       |  |
| 1. 농업면적                         | 농업면적   | 2013-2018             | 통계청 『 <a href="https://kosis.kr">https://kosis.kr</a> >농업면적조사』<br>국도교통부 『 <a href="https://stat.molit.go.kr">https://stat.molit.go.kr</a> >지적통계』<br>The World Bank 『 <a href="https://databank.worldbank.org">https://databank.worldbank.org</a> 』 |
| 2. 농업생산지수                       | 농업생산지수   | 2011-2020             | 농림축산식품부 『 <a href="https://kosis.kr">https://kosis.kr</a> 』<br>FAO 『 <a href="https://www.fao.org">https://www.fao.org</a> 』   |
| 3. 농업생산량(쌀)                     | 쌀, 경작면적당 생산량   | 2018-2020             | 통계청 『 <a href="https://kosis.kr">https://kosis.kr</a> >농작물생산조사』<br>FAO 『 <a href="https://www.fao.org">https://www.fao.org</a> 』   |
| 4. 농업생산량(보리)                    | 보리, 경작면적당 생산량  | 2018-2020             | 통계청 『 <a href="https://kosis.kr">https://kosis.kr</a> >농작물생산조사』<br>FAO 『 <a href="https://www.fao.org">https://www.fao.org</a> 』   |
| 5. 농업생산량(밀, 옥수수)                | 밀, 옥수수, 경작면적당 생산량  | 2018-2020             | 통계청 『 <a href="https://kosis.kr">https://kosis.kr</a> >농작물생산조사』<br>FAO 『 <a href="https://www.fao.org">https://www.fao.org</a> 』   |
| 6. 농업생산량(감자, 고구마)               | 감자, 고구마, 경작면적당 생산량   | 2018-2020             | 통계청 『 <a href="https://kosis.kr">https://kosis.kr</a> >농작물생산조사』<br>FAO 『 <a href="https://www.fao.org">https://www.fao.org</a> 』   |
| 7. 농업생산량(차, 홉)                  | 차, 홉, 경작면적당 생산량  | 2018-2020             | FAO 『 <a href="https://www.fao.org">https://www.fao.org</a> 』  |
| 8. 농업생산량(커피, 잎담배)               | 커피, 잎담배, 경작면적당 생산량   | 2018-2020             | FAO 『 <a href="https://www.fao.org">https://www.fao.org</a> 』  |
| 9. 가축사육(소)                      | 소  | 2017-2020             | 통계청 『 <a href="https://kosis.kr">https://kosis.kr</a> >가축동향조사』<br>FAO 『 <a href="https://www.fao.org">https://www.fao.org</a> 』  |
| 10. 가축사육(돼지)                    | 돼지   | 2017-2020             | 통계청 『 <a href="https://kosis.kr">https://kosis.kr</a> >가축동향조사』<br>FAO 『 <a href="https://www.fao.org">https://www.fao.org</a> 』  |



| 통계표명<br>(Statistical Tables) | 수 록 항 목<br>(Statistical Table Items)      | 시계열수<br>(Time series) | 자료출처 및 홈페이지<br>(Data Sources & Homepage)   |
|------------------------------|---|-----------------------|--|
| 11. 가축사육(양)                  | 양   | 2017-2020             | 농림축산식품부 『기타가축통계』<br>『 <a href="https://www.mafra.go.kr">https://www.mafra.go.kr</a> 』<br>FAO 『 <a href="https://www.fao.org">https://www.fao.org</a> 』 |
| 12. 가축사육(닭)                  | 닭   | 2017-2020             | 통계청 『 <a href="https://kosis.kr">https://kosis.kr</a> >가축동향조사』<br>FAO 『 <a href="https://www.fao.org">https://www.fao.org</a> 』                        |
| 13. 가축생산량(쇠고기)               | 쇠고기                                       | 2017-2020             | 농림축산식품부 『농림축산식품주요통계』<br>FAO 『 <a href="https://www.fao.org">https://www.fao.org</a> 』  |
| 14. 가축생산량(돼지고기)              | 돼지고기                                      | 2017-2020             | 농림축산식품부 『농림축산식품주요통계』<br>FAO 『 <a href="https://www.fao.org">https://www.fao.org</a> 』  |
| 15. 비료생산량                    | 합계, 질소질, 인산질, 칼리질                         | 2019, 2020            | 농림축산식품부 『농림축산식품통계연보』<br>FAO 『 <a href="https://www.fao.org">https://www.fao.org</a> 』  |
| 16. 비료소비량                    | 합계, 질소질, 인산질, 칼리질                         | 2019, 2020            | 농림축산식품부 『농림축산식품통계연보』<br>FAO 『 <a href="https://www.fao.org">https://www.fao.org</a> 』  |
| 17. 원목생산량                    | 원목생산량                                     | 2011-2020             | 산림청 『임업통계연보』<br>FAO 『 <a href="https://www.fao.org">https://www.fao.org</a> 』  |
| 18. 어업 및 양식 생산량              | 어업 및 양식 생산량                               | 2012-2020             | FAO 『 <a href="https://www.fao.org">https://www.fao.org</a> 』  |
| <b>VIII. 광업·제조업</b>          |   |                       |  |
| 1. 광업·제조업 생산지수               | 총지수, 광업, 제조업, 전기·가스·증기업                   | 2009-2015             | 통계청 『 <a href="https://kosis.kr">https://kosis.kr</a> >광업·제조업동향조사』<br>UN 『 <a href="https://unstats.un.org">https://unstats.un.org</a> 』               |
| 2. 제조업 사업체수 및 피고용인수          | 사업체수, 피고용인수                               | 2013-2016             | 통계청 『 <a href="https://kosis.kr">https://kosis.kr</a> >광업·제조업조사』<br>UN 『International Yearbook of Industrial Statistics』                               |
| 3. 제조업 부가가치액 및 구성            | 제조업 부가가치액(100만 달러), 구성비(식품, 음료 및 담배 등)    | 2010, 2015, 2020      | The World Bank 『 <a href="https://databank.worldbank.org">https://databank.worldbank.org</a> 』   |
| 4. 주요 광물생산                   | 동광, 아연광, 금, 은, 대리석, 철, 마그네사이트, 다이아몬드(공업용) | 2013-2016             | UN 『 <a href="https://data.un.org">https://data.un.org</a> 』   |
| 5. 음식료품 및 담배 생산              | 밀가루, 맥주, 청량음료, 담배                         | 2013-2016             | UN 『 <a href="https://data.un.org">https://data.un.org</a> 』   |
| 6. 화학물 및 화학제품 생산             | 염료, 폴리프로필렌, 폴리염화비닐, 세제                    | 2013-2016             | UN 『 <a href="https://data.un.org">https://data.un.org</a> 』   |
| 7. 합판 및 신문용지 생산              | 합판, 신문용지                                  | 2013-2016             | UN 『 <a href="https://data.un.org">https://data.un.org</a> 』   |
| 8. 시멘트 및 알루미늄 생산             | 시멘트, 알루미늄                                 | 2013-2016             | UN 『 <a href="https://data.un.org">https://data.un.org</a> 』   |
| 9. 주요 가전제품 생산                | 가정용 냉장고, 전자기, 청소기, 라디오 수신기                | 2013-2016             | UN 『 <a href="https://data.un.org">https://data.un.org</a> 』   |
| 10. 선철 생산                    | 선철 생산                                     | 2012-2020             | 한국철강협회 『철강통계연보』 <a href="https://www.kosa.or.kr">https://www.kosa.or.kr</a>  |
| 11. 조강 생산                    | 조강 생산                                     | 2012-2020             | 한국철강협회 『철강통계연보』 <a href="https://www.kosa.or.kr">https://www.kosa.or.kr</a>  |
| 12. 철강재 수출·수입                | 수출, 수입                                    | 2016-2020             | 한국철강협회 『철강통계연보』 <a href="https://www.kosa.or.kr">https://www.kosa.or.kr</a>  |
| 13. 자동차 생산                   | 계, 승용차, 상용차                               | 2018-2021             | 한국자동차산업협회(KAMA) 『 <a href="https://www.kama.or.kr">https://www.kama.or.kr</a> 』<br>『한국의 자동차산업』   |
| 14. 주요국의 자동차 수출·수입           | 수출, 수입(승용차, 상용차, 전체)                      | 2013-2020             | 한국자동차산업협회(KAMA) 『 <a href="https://www.kama.or.kr">https://www.kama.or.kr</a> 』<br>『세계자동차통계』   |
| 15. 상대국가별 자동차 수출·수입(2020)    | 한국, 일본, 독일, 미국(승용차, 상용차)                  | 2020                  | 한국자동차산업협회(KAMA) 『 <a href="https://www.kama.or.kr">https://www.kama.or.kr</a> 』<br>『세계자동차통계』   |
| <b>IX. 교통·물류/건설</b>          |   |                       |  |
| 1. 자동차 보유대수                  | 자동차 보유대수                                  | 2014-2020             | 한국자동차산업협회(KAMA) 『 <a href="https://www.kama.or.kr">https://www.kama.or.kr</a> 』  |
| 2. 내륙화물 및 여객 운송              | 내륙화물, 여객 운송                               | 2012-2020             | OECD 『 <a href="https://stats.oecd.org">https://stats.oecd.org</a> 』   |
| 3. 국제해운수송                    | 국제해운수송(입항, 출항)                            | 2015-2021             | UN 『Monthly Bulletin of Statistics』  |
| 4. 민간정기항공수송                  | 전체(국내수송+국제수송), 국제수송                       | 2018-2020             | ICAO 『Annual Report』   |
| 5. 내륙 교통 시설 투자               | 내륙 교통 시설 투자                               | 2014-2020             | OECD 『 <a href="https://stats.oecd.org">https://stats.oecd.org</a> 』   |
| 6. 철도 시설 투자                  | 철도 시설 투자                                  | 2014-2020             | OECD 『 <a href="https://stats.oecd.org">https://stats.oecd.org</a> 』   |
| 7. 도로 시설 투자                  | 도로 시설 투자                                  | 2014-2020             | OECD 『 <a href="https://stats.oecd.org">https://stats.oecd.org</a> 』   |
| 8. 내륙 운하 시설 투자               | 내륙 운하 시설 투자                               | 2014-2020             | OECD 『 <a href="https://stats.oecd.org">https://stats.oecd.org</a> 』   |
| 9. 항만 시설 투자                  | 항만 시설 투자                                  | 2014-2020             | OECD 『 <a href="https://stats.oecd.org">https://stats.oecd.org</a> 』   |
| 10. 공항 시설 투자                 | 공항 시설 투자                                  | 2014-2020             | OECD 『 <a href="https://stats.oecd.org">https://stats.oecd.org</a> 』   |
| 11. 신축 주택                    | 신축 주택                                     | 2008-2017             | UN 『 <a href="https://unstats.un.org">https://unstats.un.org</a> 』   |
| <b>X. 정보통신/과학·기술</b>         |   |                       |  |
| 1. 국내 우편                     | 우편, 소포                                    | 2018-2020             | UPU 『 <a href="https://www.upu.int">https://www.upu.int</a> 』<br>대만 『 <a href="https://www.stat.gov.tw">https://www.stat.gov.tw</a> 』                  |
| 2. 국제 우편                     | 발송, 도착                                    | 2017-2020             | UPU 『 <a href="http://www.upu.int">http://www.upu.int</a> 』  |

| 통 계 표 명<br>(Statistical Tables) | 수 록 항 목<br>(Statistical Table Items)   | 시 계 열 수<br>(Time series) | 자 료 출 처 및 홈 페이지<br>(Data Sources & Homepage)   |
|---------------------------------|--|--------------------------|--|
| 3. 전화 가입자 수                     | 가입자 수, 인구 100명당  | 2019-2021                | ITU 『 <a href="https://www.itu.int">https://www.itu.int</a> 』  |
| 4. 이동전화 가입자 수                   | 가입자 수, 인구 100명당  | 2019-2021                | ITU 『 <a href="https://www.itu.int">https://www.itu.int</a> 』  |
| 5. 인터넷                          | 인터넷 이용률, 고정 광대역 가입자 수<br>(가입자 수, 인구 100명당)                                       | 2020-2021                | ITU 『 <a href="https://www.itu.int">https://www.itu.int</a> 』  |
| 6. 컴퓨터 보유 가구                    | 컴퓨터 보유율, 인터넷 사용율   | 2018-2021                | OECD 『 <a href="https://data.oecd.org">https://data.oecd.org</a> 』   |
| 7. 총연구원 수                       | 총연구원 수   | 2014-2020                | OECD 『 <a href="https://stats.oecd.org">https://stats.oecd.org</a> 』   |
| 8. 자금출처별 연구개발비                  | GDP 대비, 정부, 기업, 해외, 고등교육<br>및 민간비영리기관  | 2019-2020년 중<br>국가별 1년   | OECD 『 <a href="https://stats.oecd.org">https://stats.oecd.org</a> 』   |
| 9. 연구주체별 연구개발비                  | 기업, 고등교육기관, 정부, 민간비영리<br>기관  | 2019-2020년 중<br>국가별 1년   | OECD 『 <a href="https://stats.oecd.org">https://stats.oecd.org</a> 』   |
| 10. 100만명당 R&D 연구개발자            | 100만명당 R&D 연구개발자   | 2004-2019                | The World Bank 『 <a href="https://www.worldbank.org">https://www.worldbank.org</a> 』   |
| 11. 주요국 특허 출원 · 등록              | 특허출원접수, 특허등록   | 2016-2020                | WIPO 『 <a href="https://wipo.int">https://wipo.int</a> 』   |
| 12. 지식재산권 사용료                   | 사용료 수입, 사용료 지급   | 2018-2021                | The World Bank 『 <a href="https://www.worldbank.org">https://www.worldbank.org</a> 』   |
| <b>XI. 물가</b>                   |  |                          |  |
| 1. 생산자 물가지수                     | 생산자 물가지수   | 2012-2021                | IMF 『International Financial Statistics』<br>대만 『 <a href="https://eng.stat.gov.tw">https://eng.stat.gov.tw</a> 』   |
| 2. 소비자 물가지수                     | 소비자 물가지수   | 2012-2021                | IMF 『International Financial Statistics』<br>대만 『 <a href="https://eng.stat.gov.tw">https://eng.stat.gov.tw</a> 』   |
| 3. 에너지 가격                       | 산업별 중질연료유, 가정용 경질연료유,<br>차량용 디젤유 등   | 2021                     | IEA 『Key World Energy Statistics』  |
| 4. 비교물가수준(한국기준)                 | 비교물가수준(한국기준)   | 2017-2021                | OECD 『 <a href="https://stats.oecd.org">https://stats.oecd.org</a> 』   |
| 5. 비교물가수준(미국기준)                 | 비교물가수준(미국기준)   | 2017-2021                | OECD 『 <a href="https://stats.oecd.org">https://stats.oecd.org</a> 』   |
| 6. 주택가격지수                       | 명목, 실질 주택가격지수  | 2014-2021                | OECD 『 <a href="https://www.oecd.org">https://www.oecd.org</a> 』   |
| 7. 인플레이션 전망                     | 인플레이션 전망   | 2015-2023                | OECD 『 <a href="https://data.oecd.org">https://data.oecd.org</a> 』   |
| <b>XII. 국민계정</b>                |  |                          |  |
| 1. 국민총소득(당해년가격)                 | 국민총소득(당해년가격)   | 2012-2021                | 한국은행 『 <a href="https://ecos.bok.or.kr">https://ecos.bok.or.kr</a> 』<br>The World Bank 『 <a href="https://www.worldbank.org">https://www.worldbank.org</a> 』<br>대만 『 <a href="https://www.stat.gov.tw">https://www.stat.gov.tw</a> 』 |
| 2. 1인당 국민총소득(당해년가격)             | 1인당 국민총소득(당해년가격)   | 2012-2021                | The World Bank 『 <a href="https://www.worldbank.org">https://www.worldbank.org</a> 』<br>대만 『 <a href="https://www.stat.gov.tw">https://www.stat.gov.tw</a> 』   |
| 3. 국내총생산(당해년가격)                 | 국내총생산(당해년가격)   | 2012-2021                | 한국은행 『 <a href="https://ecos.bok.or.kr">https://ecos.bok.or.kr</a> 』<br>The World Bank 『 <a href="https://www.worldbank.org">https://www.worldbank.org</a> 』<br>대만 『 <a href="https://www.stat.gov.tw">https://www.stat.gov.tw</a> 』 |
| 4. 1인당 국내총생산(당해년가격)             | 1인당 국내총생산(당해년가격)   | 2012-2021                | 한국은행 『 <a href="https://ecos.bok.or.kr">https://ecos.bok.or.kr</a> 』<br>The World Bank 『 <a href="https://www.worldbank.org">https://www.worldbank.org</a> 』<br>대만 『 <a href="https://www.stat.gov.tw">https://www.stat.gov.tw</a> 』 |
| 5. GDP 성장률(불변가격)                | GDP 성장률(불변가격)  | 2012-2021                | 한국은행 『 <a href="https://ecos.bok.or.kr">https://ecos.bok.or.kr</a> 』<br>The World Bank 『 <a href="https://www.worldbank.org">https://www.worldbank.org</a> 』<br>대만 『 <a href="https://www.stat.gov.tw">https://www.stat.gov.tw</a> 』 |
| 6. GDP 디플레이터                    | GDP 디플레이터  | 2012-2021                | IMF 『International Financial Statistics』   |
| 7. 경제활동별 국내총생산<br>(당해년가격)       | 국내총생산, 농림어업, 2차산업,<br>제조업, 서비스업  | 2019-2021                | 한국은행 『 <a href="https://ecos.bok.or.kr">https://ecos.bok.or.kr</a> 』<br>The World Bank 『 <a href="https://www.worldbank.org">https://www.worldbank.org</a> 』<br>대만 『 <a href="https://www.stat.gov.tw">https://www.stat.gov.tw</a> 』 |
| 8. 지출항목별 국내총생산<br>(당해년가격)       | 국내총생산, 구성비(정부소비지출,<br>민간소비지출, 재고증감, 총고정 자본<br>형성, 재화 및 서비스의 수출, 재화<br>및 서비스의 수입) | 2019-2021                | The World Bank 『 <a href="https://www.worldbank.org">https://www.worldbank.org</a> 』   |
| 9. 국내총생산에 대한 투자율<br>(당해년가격)     | 국내총생산에 대한 투자율(당해년가격)   | 2012-2021                | The World Bank 『 <a href="https://www.worldbank.org">https://www.worldbank.org</a> 』   |
| 10. 국내총생산에 대한 저축률<br>(당해년가격)    | 국내총생산에 대한 저축률(당해년가격)   | 2012-2021                | The World Bank 『 <a href="https://www.worldbank.org">https://www.worldbank.org</a> 』   |
| 11. 1인당 가계총처분가능소득               | 1인당 가계총처분가능소득  | 2012-2021                | OECD 『 <a href="https://www.oecd.org">https://www.oecd.org</a> 』   |
| <b>XIII. 정부 · 재정/금융/보험</b>      |  |                          |  |
| 1. 중앙정부 재정                      | 세입, 세출   | 2017-2020                | 기획재정부 『 <a href="https://www.moef.go.kr">https://www.moef.go.kr</a> 』<br>IMF 『Government Finance Statistics』   |
| 2. 국민부담률(GDP 대비)                | 국민부담률(GDP 대비)  | 2001-2020                | OECD 『 <a href="https://stats.oecd.org">https://stats.oecd.org</a> 』   |
| 3. 일반정부 총부채 비율(GDP 대비)          | 일반정부 총 부 채 비 율(GDP 대비)   | 2006-2021                | 기획재정부 『 <a href="https://www.moef.go.kr">https://www.moef.go.kr</a> 』<br>OECD 『 <a href="https://stats.oecd.org">https://stats.oecd.org</a> 』  |
| 4. 평균근로자 세금                     | 평균근로자 세금   | 2012-2021                | OECD 『 <a href="https://stats.oecd.org">https://stats.oecd.org</a> 』   |

| 통 계 표 명<br>(Statistical Tables) | 수 록 항 목<br>(Statistical Table Items)                     | 시 계 열 수<br>(Time series) | 자 료 출 처 및 홈 페이지<br>(Data Sources & Homepage)  |
|---------------------------------|--|--------------------------|---|
| 5. 공적개발원조                       | 공적개발원조   | 2012-2021                | OECD 『 <a href="https://data.oecd.org">https://data.oecd.org</a> 』  |
| 6. 공공 및 개인연금 지출                 | 공공연금지출, 개인연금지출   | 2012-2020                | OECD 『 <a href="https://data.oecd.org">https://data.oecd.org</a> 』  |
| 7. 순대출/순차입-일반정부                 | 순대출/순차입-일반정부   | 2012-2021                | OECD 『 <a href="https://stats.oecd.org">https://stats.oecd.org</a> 』  |
| 8. 사회보험부담률(GDP 대비)              | 사회보험부담률(GDP 대비)  | 2011-2020                | OECD 『 <a href="https://stats.oecd.org">https://stats.oecd.org</a> 』  |
| 9. 통화지표(M1,M3)                  | M1, M3   | 2012-2021                | OECD 『 <a href="https://stats.oecd.org">https://stats.oecd.org</a> 』  |
| 10. 주요 국제금리                     | 초단기국채율, 예금금리, 대출금리, 정부채, 시장금리                            | 2014-2021                | IMF 『International Financial Statistics』  |
| 11. 중앙은행 정책금리                   | 중앙은행 정책금리  | 2012-2021                | IMF 『International Financial Statistics』  |
| 12. 보험료                         | 생명보험, 손해보험 보험료   | 2012-2020                | OECD 『 <a href="https://stats.oecd.org">https://stats.oecd.org</a> 』  |
| 13. 보험종사자 1인당 원수보험료             | 보험종사자 1인당 원수보험료  | 2013-2020                | OECD 『 <a href="https://stats.oecd.org">https://stats.oecd.org</a> 』  |
| 14. 외국계 보험회사의 시장점유율(생명보험)       | 시장점유율(생명보험)  | 2011-2020                | OECD 『 <a href="https://stats.oecd.org">https://stats.oecd.org</a> 』  |
| 15. 외국계 보험회사의 시장점유율(손해보험)       | 시장점유율(손해보험)  | 2011-2020                | OECD 『 <a href="https://stats.oecd.org">https://stats.oecd.org</a> 』  |
| 16. 해외거래소 주가지수                  | 거래소별 해외거래소 주가지수  | 2017-2021                | 세계거래소연맹 『 <a href="https://www.world-exchanges.org">https://www.world-exchanges.org</a> 』   |
| 17. 증권거래 주요지표                   | 거래소별 주식거래대금, 상장주식 시가총액                                   | 2017-2021                | 세계거래소연맹 『 <a href="https://www.world-exchanges.org">https://www.world-exchanges.org</a> 』   |
| <b>XIV. 무역·국제수지</b>             |  |                          |   |
| 1. 수출·수입                        | 수출, 수입   | 2012-2021                | 관세청 『 <a href="https://www.customs.go.kr">https://www.customs.go.kr</a> 』<br>IMF 『International Financial Statistics』   |
| 2. 주요상품 수출액(세계총액)               | 주요상품(신선, 냉장, 냉동 소고기류, 의약품, 알루미늄, 승용차 등 45개 품목) 수출액       | 2011-2020                | UN 『International Trade Statistics Yearbook』<br>『 <a href="https://comtrade.un.org">https://comtrade.un.org</a> 』   |
| 3. 주요상품 수출·수입액(2020)            | 주요상품(신선, 냉장, 냉동, 소고기류, 쌀, 비제분곡수수, 알콜음료 등 42개 품목) 수출, 수입액 | 2020                     | UN 『International Trade Statistics Yearbook』<br>『 <a href="https://comtrade.un.org">https://comtrade.un.org</a> 』   |
| 4. 국제수지                         | 경상수지, 상품수지, 서비스수지, 본원소득수지, 이전소득수지                        | 2013-2021                | 한국은행 『 <a href="https://ecos.bok.or.kr">https://ecos.bok.or.kr</a> 』<br>IMF 『International Financial Statistics』<br>대만 『 <a href="https://www.cbc.gov.tw">https://www.cbc.gov.tw</a> 』  |
| 5. 무역의존도(수출입의 대 GDP 비율)         | 수출, 수입   | 2012-2021                | 관세청 『 <a href="https://www.customs.go.kr">https://www.customs.go.kr</a> 』<br>한국은행 『 <a href="https://ecos.bok.or.kr">https://ecos.bok.or.kr</a> 』<br>IMF 『International Financial Statistics』<br>The World Bank 『 <a href="https://www.worldbank.org">https://www.worldbank.org</a> 』 |
| 6. 수출·수입 물량지수                   | 수출, 수입   | 2012-2021                | 한국은행 『 <a href="https://ecos.bok.or.kr">https://ecos.bok.or.kr</a> 』<br>IMF 『International Financial Statistics』<br>대만 『 <a href="https://www.cbc.gov.tw">https://www.cbc.gov.tw</a> 』  |
| 7. 수출·수입 단가지수                   | 수출, 수입   | 2012-2021                | 한국은행 『 <a href="https://ecos.bok.or.kr">https://ecos.bok.or.kr</a> 』<br>IMF 『International Financial Statistics』<br>대만 『 <a href="https://www.cbc.gov.tw">https://www.cbc.gov.tw</a> 』  |
| 8. 외환보유액                        | 외환보유액, 금 제외  | 2012-2021                | 한국은행 『 <a href="https://ecos.bok.or.kr">https://ecos.bok.or.kr</a> 』<br>IMF 『International Financial Statistics』  |
| 9. 외채                           | 총 외채, 장기외채, 단기외채, IMF 차용                                 | 2011-2020                | 한국은행 『 <a href="https://ecos.bok.or.kr">https://ecos.bok.or.kr</a> 』<br>The World Bank 『 <a href="https://databank.worldbank.org">https://databank.worldbank.org</a> 』  |
| 10. 환율                          | 통화단위, 환율   | 2012-2021                | 한국은행 『 <a href="https://ecos.bok.or.kr">https://ecos.bok.or.kr</a> 』<br>IMF 『International Financial Statistics』  |
| 11. 실질실효환율                      | 실질실효환율   | 2002-2021                | OECD 『Main Economic Indicators』   |
| 12. 외국인 직접투자(유입)                | 외국인 직접투자(유입)   | 2012-2021                | OECD 『 <a href="https://stats.oecd.org">https://stats.oecd.org</a> 』  |
| 13. 해외 직접투자(유출)                 | 해외 직접투자(유출)  | 2012-2021                | OECD 『 <a href="https://stats.oecd.org">https://stats.oecd.org</a> 』  |
| <b>XV. 환 경</b>                  |  |                          |   |
| 1. 기후                           | 지점(위도, 경도, 고도),기온(최고, 최저, 연평균),강수량(최고, 최저, 연강수량)         | 1990                     | 기상청 『세계기후표(1961~1990)』  |
| 2. 온실가스 배출량                     | 온실가스 배출량   | 2013-2020                | IEA 『Greenhouse Gas Emissions from Energy』  |
| 3. 연료 연소로 인한 온실가스 배출량           | 전체, 석탄, 석유, 가스   | 2019-2020                | IEA 『Greenhouse Gas Emissions from Energy』  |
| 4. 오존층 파괴                       | CFCs 소비량   | 2011-2020                | UN Environment Programme 『 <a href="https://ozone.unep.org">https://ozone.unep.org</a> 』  |
| 5. 대기오염 배출                      | 황산화물, 질소산화물, 일산화탄소, 비메탄 휘발성 유기화합물                        | 2016-2019                | OECD 『 <a href="https://stats.oecd.org">https://stats.oecd.org</a> 』  |
| 6. 초미세먼지(PM2.5) 배출량             | 초미세먼지(PM2.5) 배출량   | 2004-2019                | OECD 『 <a href="https://stats.oecd.org">https://stats.oecd.org</a> 』  |
| 7. 유해폐기물 발생량                    | 유해폐기물 발생량  | 2012-2019                | UN 『 <a href="https://unstats.un.org">https://unstats.un.org</a> 』  |
| 8. 산림면적 및 생물다양성                 | 산림면적, 멸종위기종(포유동물, 조류, 어류, 고등식물), 육상보호구역, 해상보호구역          | 2018,2020-2021           | The World Bank 『 <a href="https://www.worldbank.org">https://www.worldbank.org</a> 』  |

| 통 계 표 명<br>(Statistical Tables) | 수 록 항 목<br>(Statistical Table Items)                        | 시 계 열 수<br>(Time series) | 자 료 출 처 및 홈 페이지<br>(Data Sources & Homepage)  |
|---------------------------------|---|--------------------------|---|
| 9. 산림의 자연손실                     | 산림의 자연손실  | 2013-2020                | OECD 『 <a href="https://stats.oecd.org">https://stats.oecd.org</a> 』                                  |
| 10. 농약판매                        | 전체, 살충제, 살균제, 제초제, 기타                                       | 2009-2021년 중<br>국가별 1년   | 농림축산식품부 『농림축산식품통계연보』<br>OECD 『 <a href="https://stats.oecd.org">https://stats.oecd.org</a> 』          |
| 11. 도시 폐기물                      | 도시 폐기물  | 2012-2020                | OECD 『 <a href="https://stats.oecd.org">https://stats.oecd.org</a> 』                                  |
| 12. 부문별 쓰레기 발생량                 | 총계, 농림어업, 광업, 제조업, 에너지<br>생산, 수도, 하수 및 폐기물 처리 등,<br>건설업, 기타 | 2014-2020년 중<br>국가별 1년   | OECD 『 <a href="https://stats.oecd.org">https://stats.oecd.org</a> 』                                  |
| 13. 환경관련 세수                     | GDP 대비 %, 전체 세수 대비 %  | 2011-2020                | OECD 『 <a href="https://stats.oecd.org">https://stats.oecd.org</a> 』                                  |
| 14. 도시 농촌별 안전관리 식수<br>이용인구 비율   | 전체, 도시/농촌 안전관리 식수 이용<br>인구 비율                               | 2019-2020                | UN 『 <a href="https://unstats.un.org/sdgs">https://unstats.un.org/sdgs</a> 』                          |
| 15. 물 생산성                       | 물 생산성   | 1992-2017                | The World Bank 『 <a href="https://www.worldbank.org">https://www.worldbank.org</a> 』                  |
| <b>XVI. 에너지</b>                 |   |                          |   |
| 1. 1차 에너지원별 소비                  | 전체, 석탄, 석유, 천연가스, 수력,<br>원자력                                | 2020-2021                | BP 『BP Statistical Review of World Energy』<br>『 <a href="https://www.bp.com">https://www.bp.com</a> 』 |
| 2. 석탄 생산 및 소비                   | 석탄 생산 및 소비, 점유율(%)  | 2013-2021                | BP 『BP Statistical Review of World Energy』<br>『 <a href="https://www.bp.com">https://www.bp.com</a> 』 |
| 3. 석유 생산 및 소비                   | 석유 생산 및 소비, 점유율(%)  | 2013-2021                | BP 『BP Statistical Review of World Energy』<br>『 <a href="https://www.bp.com">https://www.bp.com</a> 』 |
| 4. 천연가스 생산 및 소비                 | 천연가스 생산 및 소비, 점유율(%)  | 2013-2021                | BP 『BP Statistical Review of World Energy』<br>『 <a href="https://www.bp.com">https://www.bp.com</a> 』 |
| 5. 전력 생산량(2019)                 | 유형별 전력 생산량(전체, 가연성 연료,<br>수력, 원자력, 풍력, 태양열, 기타)             | 2019                     | UN 『 <a href="https://unstats.un.org">https://unstats.un.org</a> 』                                    |
| 6. 항공유 수입                       | 항공유 수입  | 2011-2020                | UN 『 <a href="https://data.un.org">https://data.un.org</a> 』  |
| 7. 항공유 수출                       | 항공유 수출  | 2011-2020                | UN 『 <a href="https://data.un.org">https://data.un.org</a> 』  |
| 8. 재생 에너지                       | 재생 에너지  | 2012-2019                | OECD 『 <a href="https://data.oecd.org">https://data.oecd.org</a> 』                                    |
| 9. 연료 수입                        | 연료 수입   | 2011-2020                | UN 『 <a href="https://data.un.org">https://data.un.org</a> 』  |
| 10. 연료 수출                       | 연료 수출   | 2011-2020                | UN 『 <a href="https://data.un.org">https://data.un.org</a> 』  |
| 11. 연료 소비                       | 연료 소비(수송, 건설)   | 2011-2020                | UN 『 <a href="https://data.un.org">https://data.un.org</a> 』  |
| 12. 최종 에너지 소비의 재생에너지<br>비중      | 최종 에너지 소비의 재생에너지 비중   | 2012-2019                | UN 『 <a href="https://unstats.un.org/sdgs">https://unstats.un.org/sdgs</a> 』                          |

# 통계정보 이용방법

## ◆ 통계자료 문의 및 안내

- 통계청 콜센터 ☎ 02-2012-9114 (국번없이 110)  
👉 <https://kostat.go.kr> > 민원

## ◆ 통계청 홈페이지

<https://kostat.go.kr>

- 통계자료 DB 이용 국가통계포털(KOSIS) 👉 <https://kosis.kr>
- 통계청 지표체계 이용 지표누리(e-나라지표 등) 👉 <https://index.go.kr>
- 마이크로데이터 이용 마이크로데이터(MDIS) 👉 <https://mdis.kostat.go.kr>
- 통계자료 지도 이용 통계지리정보(SGIS) 👉 <https://sgis.kostat.go.kr>
- 통계분류 정보 이용 통계분류포털(KSSC) 👉 <https://kssc.kostat.go.kr>

## ◆ 통계자료 간행물 열람

- 통계청 도서관 ☎ 042-481-2406~8  
대전 서구 청사로 189(둔산동, 정부대전청사 3동 13층)
- 나라샘 도서관 ☎ 02-3438-8502  
서울 강남구 언주로 721(논현동, 서울세관 별관4층)
- 통계센터 도서관 ☎ 042-366-6116~7  
대전 서구 한밭대로 713(월평동, 통계센터 4층)

## ◆ 통계간행물 위탁 판매처

- 한국통계진흥원 ☎ 042-484-9554 👉 <http://www.stat.or.kr>  
대전 유성구 대덕대로 593(도룡동 386-2, 3번지)  
대덕테크비즈센터(TBC) 7층 708호
- 교보문고 ☎ 1544-1900 👉 <https://www.kyobobook.co.kr>  
서울 종로구 종로1
- 경제서적 ☎ 02-736-0640 👉 <http://kj-book.co.kr>  
서울 종로구 사직로 8길 4 광화문풍림스페이스본 301동 지하 101호
- 정부간행물 판매센터 ☎ 02-394-0337 👉 <http://gpcbooks.co.kr>  
서울 중구 태평로 1가 25번지
- 한국정보서적 ☎ 02-376-6030  
경기 고양시 덕양구 용두동 258-1, 2층
- 정부간행물 전시관 ☎ 02-737-7498  
서울 종로구 옥인길 61

---

## 월 간 국 제 통 계

발 행 : 제25권 4호, 2023년 4월

발행인 : 통계청장 한 훈

편집인 : 통계서비스정책관 정구현

발행처 : 통계청

기 획 : 통계서비스기획과 과장 노형준, 사무관 한창호

진 행 : 통계주무관 박지연

편 집 : 한국통계진흥원

(우) 35208

주 소 대전광역시 서구 청사로 189(둔산동 920번지) 정부대전청사 3동

전 화 042-481-2324, 2449

## Monthly Bulletin of International Statistics

Published : Vol. 25-4, Published in April 2023

Publisher : Commissioner Hoon Han

Chief Editor : Director General Goohyun Jung

Planning : Director Hyongjoon Noh, Deputy Director Changho Han

Coordinator : Assistant Director Jiyeon Park

Edited by Korea Statistics Promotion Institute

Published by Statistics Korea

Address : (Zip code : 35208)

Building III, Government Complex-Daejeon

#189, Cheongsaro, Seo-gu, Daejeon

Republic of Korea

Tel : 82-42-481-2324, 2449

---

ISSN 1228-8128

© 2023, 통계청

