

발간등록번호

11-1240000-000037-06

OPEN



공공누리

공공저작물 자유이용허락

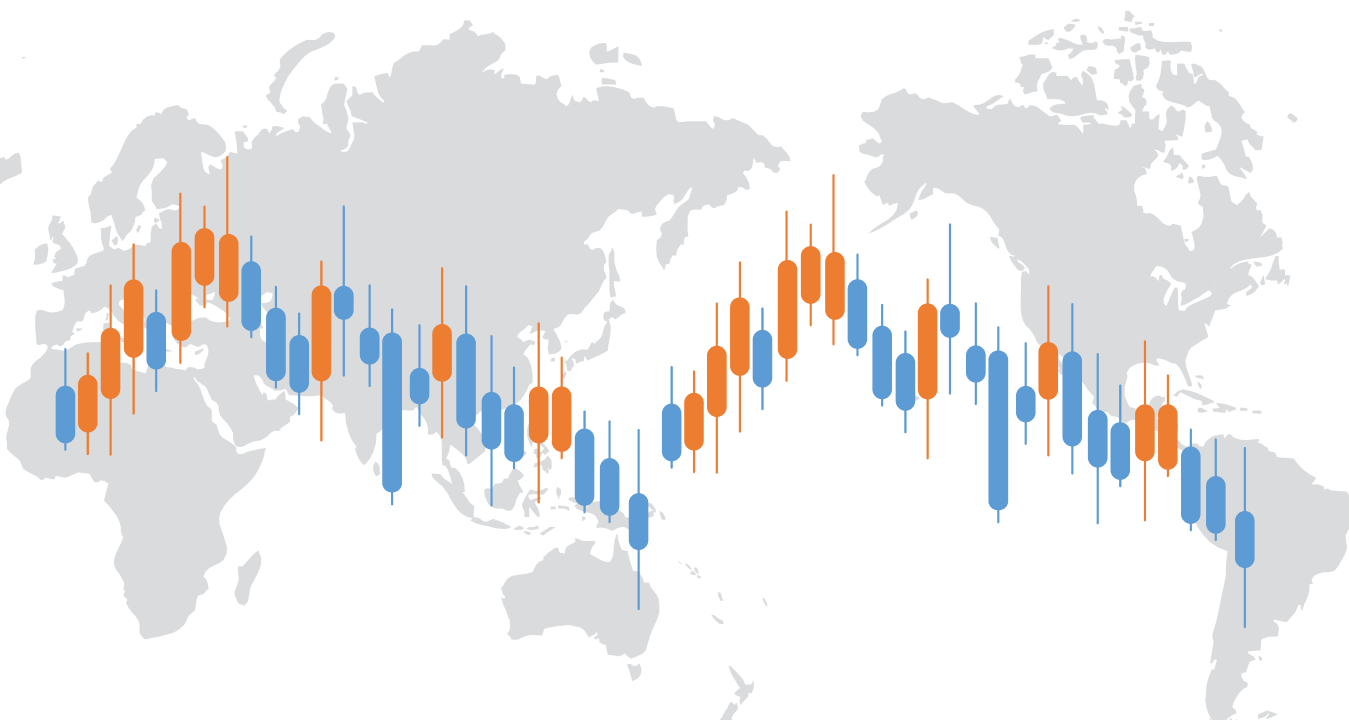


kosis.kr.  
KOSIS 사이트로 연결됩니다.

2022.08

# 월간국제통계

Monthly Bulletin of International Statistics



통계청  
Statistics Korea



통계청

이 면은 빈 공간입니다.

# 머 리 말

통계청에서는 다양한 국제통계 수요에 부응하기 위하여 매월 IMF, OECD, UN 등 국제기구로부터 통계자료를 수집하여 세계 주요 국가의 정보를 수록하여 『월간국제통계』를 발간하고 있습니다.

이 책자에는 주요 국가의 노동, 에너지, 광업 · 제조업, 건설 · 교통 · 도소매 · 경기, 물가, 국민계정, 금융, 무역 · 국제수지 8개 부문 56개 주요 경제지표에 대하여 연자료 및 월 또는 분기자료를 수록하고 있습니다.

수록된 자료는 국가통계포털(<https://kosis.kr>)의 온라인 간행물로 이용 가능합니다.

본 자료가 국제화, 세계화의 흐름 속에서 다양한 국제통계 수요에 부응하기 위한 참고자료로 널리 활용되기를 바랍니다.

2022년 8월

통계청장 한 훈

# PREFACE

Statistics Korea publishes the Monthly Bulletin of International Statistics by collecting statistics data from international organizations such as the IMF, OECD and UN and compiling data from major countries every month with the aim of responding a variety of global demands for statistics.

This book contains annual, monthly or quarterly data on 56 types economic indicators across eight sectors in major countries including labor, energy, mining and manufacturing, construction/transportation/retail, wholesale/economy, prices, national accounts, finance, trade and balance of payment.

The data included are available online. (<https://kosis.kr>).

We hope that the Monthly Bulletin of International Statistics is widely used as a reference to address a growing international statistical demand.

August, 2022

Hoon Han  
Commissioner  
Statistics Korea

## 이용자를 위하여

1. 「월간국제통계」는 통계청 KOSIS 국가통계포털(<https://kosis.kr>)에서 온라인 간행물(KOSIS > 온라인간행물> 월간국제통계)로 이용하실 수 있습니다.
2. 이 책자는 국제기구 및 일부 국가의 간행물과 인터넷 공표 자료를 종합 편집한 것이며, 각 통계표의 출처는 항목별로 주기하였습니다.
3. 주제별 통계수치는 국가간 비교를 위하여 조정된 경우(기준년도 또는 단위의 일치 등)가 있습니다.
4. 모든 통계수치는 세목과 총계가 반올림됨에 따라 세목의 합계와 총계가 일치하지 않을 수 있습니다.
5. 통계표상의 수치는 최근 자료를 기준으로 수록하였기 때문에 기 발간된 자료의 수치가 정정된 경우도 있습니다.
6. 통계작성 기준이나 방법이 국가별로 다를 수 있으므로 국가간 비교시 유의하시기 바라며, 특히 같은 종류의 통계항목이라 하더라도 자료출처에 따라 내용이 다소 다를 수 있다는 점을 감안하시기 바랍니다.
7. 통계표에 사용된 부호의 뜻은 다음과 같습니다.
  - 【 0 】 ..... 단위 미만
  - 【 ... 】 ..... 해당숫자 미상
  - 【 - 】 ..... 해당자료 없음
8. 수록된 자료에 대하여 문의사항이 있으실 때에는 통계청 통계서비스정책관 통계서비스기획과[(042) 481-2449]로 문의하시기 바랍니다.

## Explanatory Notes

1. The Monthly Bulletin of International Statistics is available on the national statistical website operated by Statistics Korea (<https://kosis.kr>, KOSIS > Online publications > Monthly Bulletin of International Statistics).
2. This book is a comprehensive compilation of publications and online data from international organizations and some countries, and the sources of each statistical table are given for each item.
3. Some of statistical figures for each subject were adjusted to facilitate comparison between countries (for consistency of base year or unit).
4. Figures may not add up to the total due to rounding.
5. Since the figures in the statistical tables are based on recent data, some figures in the published data may have been corrected.
6. When comparing data between countries, note that the criteria or methods for statistical production may differ from country to country and even the same statistical items may include slightly different figures depending on the data source.
7. Symbols used in tables are as follows :
  - 【 0 】 Less than the smallest countable unit
  - 【 … 】 Figures unidentified
  - 【 - 】 No data available
8. If you have any questions on the data included, contact the Statistical Service Planning Division, KOSTAT [Tel: (042) 481-2449]

# 차례

## 통계표

### I. 노동

1. 경제활동인구
2. 취업자 수
3. 실업자 수
4. 실업률(15세 이상)(계절조정)
5. 조화 실업률(계절조정)
6. 비농업 활동에서의 고용자 수
7. 제조업에서의 고용자 수

### II. 에너지

1. 공용 전력생산
2. 전력 생산
3. 무연탄 생산
4. 갈탄 생산량
5. 천연가스 생산
6. 원유 생산량

### III. 광업·제조업

1. 광업·제조업 생산지수(건설업 제외)
2. 광업·제조업 생산지수(제조업)
3. 임금지수(제조업)

### IV. 건설·교통·도소매·경기

1. 주거용빌딩 건축허가(수주)
2. 승용차 등록대수
3. 국제해운수송
4. 소매판매 불변금액 지수(계절조정)
5. 경기선행지수(계절조정)

### V. 물가

1. 생산자 물가지수
2. 소비자 물가지수
3. 소비자 물가지수(서비스)
4. 소비자 물가지수(비식품 및 비에너지)
5. 수출물가지수

# CONTENTS

## TABLES

### LABOR

- Labor Force | 7
- Number of Employee | 9
- Number of Unemployee | 11
- Unemployment Rates (Ages 15 and over)(Seasonally Adjusted) | 13
- Harmonised Standard Unemployment Rates (Seasonally Adjusted) | 15
- Paid Employment in Non-agricultural Activities | 17
- Paid Employment in Manufacturing | 18

### ENERGY

- Gross Production of Electricity for Public Use | 20
- Production of Electricity | 21
- Hard Coal Production | 22
- Brown Coal production | 24
- Natural Gas Production | 26
- Crude Oil Production | 28

### MINING AND MANUFACTURING

- Mining and Manufacturing Production Indices (Excluding Construction) | 32
- Mining and Manufacturing Production Indices (Manufacturing) | 35
- Wage Indices (Manufacturing) | 38

### CONSTRUCTION/TRANSPORTATION/ RETAIL, WHOLSALE/ECONOMY

- Permits Issued for Residential Buildings (Orders Construction) | 42
- Passenger Cars Registrations | 43
- International Maritime Transport | 44
- Sales/Total Retail Trade (Volume, Seasonally Adjusted) | 47
- Composite Leading Indicators (Seasonally Adjusted) | 50

### PRICES

- Producer Price Indices | 56
- Consumer Price Indices | 59
- Consumer Price Indices (Services) | 62
- Consumer Price Indices (Non-food Non-energy) | 65
- Export Prices Indices | 68

6. 수입물가지수
7. 수출입물량지수
8. 수출입단가지수
9. 비교물가수준

- Import Prices Indices | 70
- Volume of Exports and Imports | 72
- Unit Value of Exports and Imports | 73
- Comparative Price Levels | 74

## VI. 국민계정

1. 국내총생산(당해년가격)
2. GDP디플레이터(계절조정)
3. GDP성장률(기준년가격)
4. 정부소비지출(계절조정)
5. 민간소비지출(계절조정)
6. 총고정자본형성(계절조정)

## NATIONAL ACCOUNTS

- Gross Domestic Product (Current Prices) | 78
- GDP Deflator (Seasonally Adjusted) | 81
- GDP Growth Rates (Constant Prices) | 83
- Government Consumption (Seasonally Adjusted) | 86
- Household Consumption Expenditure (Seasonally Adjusted) | 88
- Gross Fixed Capital Formation (Seasonally Adjusted) | 90

## VII. 금융

1. 통화(M1)증감률
2. 총통화(M2)증감률
3. 총유동성(M3)증감률(계절조정)
4. 단기이자율(3개월 이자율 및 수익률)
5. 장기국채수익률(10년 만기)
6. 예금금리
7. 대출금리
8. 국제금리
9. 정책금리
10. 정부채권수익률
11. 주가지수

## FINANCE

- Change Rate of M1 | 96
- Change Rate of M2 | 97
- Change Rate of M3 (Seasonally Adjusted) | 98
- Interest Rates/3-Month or 90-Day Rates and Yields | 99
- Interest Rates/Long-term Government Bond Yields (10-year) | 100
- Deposit Rates | 102
- Lending Rates | 104
- International Interest Rates | 106
- Central Bank Policy Rates | 108
- Government Bond Yield | 109
- Share Prices Index | 110

## VIII. 무역 · 국제수지

1. 수출(F.O.B.)
2. 수입(C.I.F.)
3. 외환보유액(총보유액)
4. 외환보유액(금제외)
5. 환율
6. 실질실효환율
7. 경상수지
8. 상품수지
9. 서비스수지

## TRADE AND BALANCE OF PAYMENT

- Exports (F.O.B.) | 118
- Imports (C.I.F.) | 120
- Foreign Exchange Reserves (Total Reserves) | 122
- Foreign Exchange Reserves (Total Reserves Excluding Gold) | 125
- Foreign Exchange Rates | 128
- Real Effective Exchange Rates | 130
- Current Balance | 132
- Trade Balance | 135
- Services Balance | 138

## 부 록

- 통계표 정보이용 안내
- 통계정보 이용방법

## APPENDIX

- Information on Statistical Tables | 142
- Information on Statistical Tables | 151



# I. 노동

## LABOR

|                            |    |
|----------------------------|----|
| 1. 경제활동인구 .....            | 7  |
| 2. 취업자 수 .....             | 9  |
| 3. 실업자 수 .....             | 11 |
| 4. 실업률(15세 이상)(계절조정) ..... | 13 |
| 5. 조화 실업률(계절조정) .....      | 15 |
| 6. 비농업 활동에서의 고용자 수 .....   | 17 |
| 7. 제조업에서의 고용자 수 .....      | 18 |

### I-1. 경제활동인구(Labor Force)

### I-2. 취업자 수(Number of Employee)

### I-3. 실업자 수(Number of Unemployee)

- 경제활동인구는 취업자와 실업자의 합계이며, 조사대상범위, 조사방법, 조사대상 연령층에 따라 국가 간에 차이가 있음.
- 실업자는 조사대상기간 동안 i)수입 있는 일에 종사하지 않았으며 ii)적극적으로 구직활동을 하였고 iii)일자리가 주어지면 즉시 일을 할 수 있는 사람을 말함. 구직활동기간은 ILO 기준은 1주일이나, OECD의 많은 국가들은 4주년을 적용하고 있음.

#### <조사대상범위>

- 총노동력 : 네덜란드, 노르웨이, 덴마크, 스웨덴, 스위스, 영국, 일본, 체코, 프랑스 등
- 총노동력(직업군인포함, 징병제외) : 멕시코, 이탈리아, 포르투갈, 핀란드
- 민간노동력(군인제외) : 한국, 독일, 미국, 캐나다, 오스트레일리아, 뉴질랜드, 대만 등

#### <조사방법>

- 노동력 조사 : 한국, 이탈리아, 뉴질랜드, 캐나다, 멕시코, 미국, 오스트레일리아, 일본, 핀란드, 스웨덴, 노르웨이, 포르투갈 등
- 등록 실업자 : 영국, 독일, 프랑스, 네덜란드, 오스트리아, 체코, 덴마크, 스위스 등

#### <조사대상 연령층>

- 12세 이상 : 멕시코
- 14세 이상 : 포르투갈
- 15세 ~ 64세 : 독일
- 15세 ~ 74세 : 핀란드
- 16세 ~ 64세 : 스웨덴, 네덜란드
- 16세 ~ 66세 : 덴마크
- 16세 ~ 74세 : 노르웨이
- 16세 이상 : 미국, 영국
- 15세 이상 : 한국, 캐나다, 오스트레일리아, 일본, 독일, 뉴질랜드, 이탈리아, 체코, 스위스

<실업자의 구직활동기간>

- 1주 : ILO 권고 기준으로 일본 등
- 4주 : OECD 권고 기준으로 한국, 노르웨이, 스웨덴, 핀란드, 캐나다, 미국, 오스트레일리아, 뉴질랜드 등
- \* 포르투갈, 이탈리아 등 일부 국가는 30일 적용

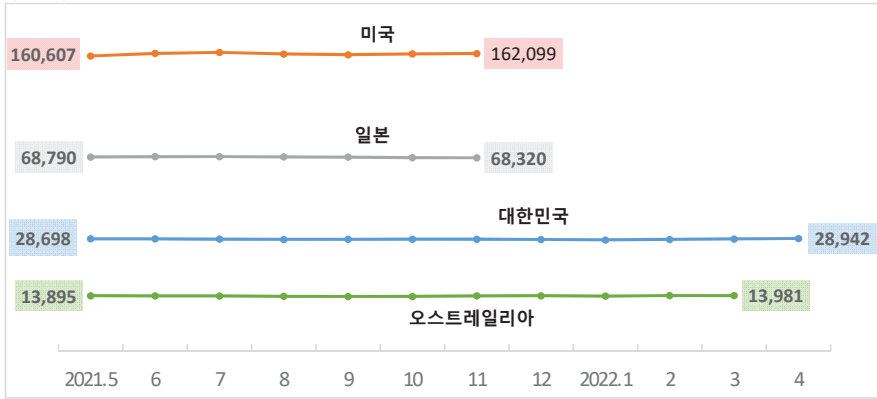
**I -4. 실업률(Unemployment Rates)**

○ 실업자가 경제활동인구(취업자+ 실업자)에서 차지하는 비율임.

$$\cdot \text{실업률} = \frac{\text{실업자}}{\text{경제활동인구}} \times 100$$

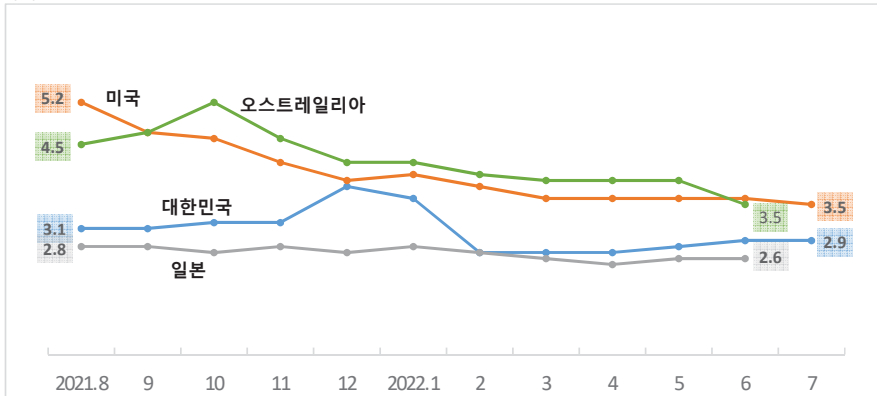
### 경제활동인구

(천 명)



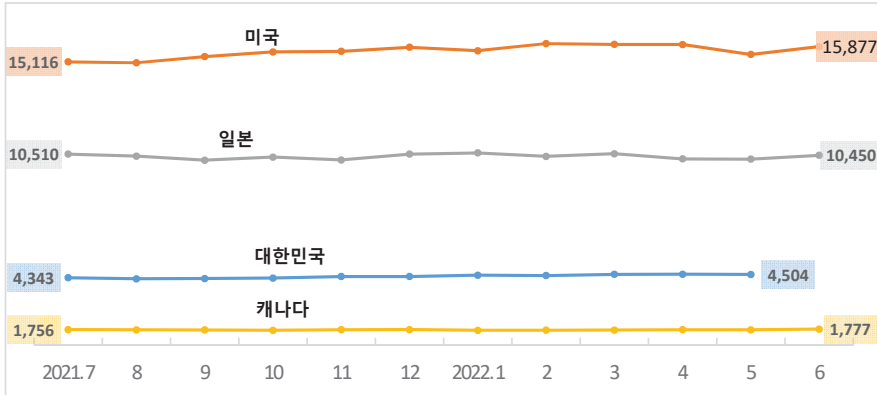
### 실업률(15세 이상)(계절조정)

(%)



### 제조업 고용자 수(총고용)

(천 명)



# 1. 경제활동인구

## Labor Force

단위: 천 명

In thousand persons

|          | 대한민국 <sup>1)</sup><br>Korea | 그리스<br>Greece | 네덜란드<br>Netherlands | 독 일<br>Germany | 러시아<br>Russia | 미 국<br>U.S.A. |
|----------|-----------------------------|---------------|---------------------|----------------|---------------|---------------|
| 2016     | 27,418                      | 4,805         | 8,965               | 43,039         | 76,633        | 159,187       |
| 2017     | 27,748                      | 4,780         | 9,042               | 43,283         | 76,283        | 160,320       |
| 2018     | 27,895                      | 4,743         | 9,147               | 43,381         | 76,192        | 162,075       |
| 2019     | 28,186                      | 4,730         | 9,296               | 43,771         | 75,400        | 163,539       |
| 2020     | 28,012                      | 4,630         | 9,338               | 43,138         | 74,917        | 160,742       |
| 2021     | 28,310                      | 4,606         | ...                 | 43,036         | 75,333        | ...           |
| 2020. 11 | 28,208                      | ...           | ...                 | ...            | 75,300        | 160,468       |
| 12       | 27,661                      | ...           | ...                 | ...            | 75,200        | 160,017       |
| 2021. 1  | 27,388                      | ...           | ...                 | ...            | 75,000        | 159,234       |
| 2        | 27,718                      | ...           | ...                 | ...            | 75,000        | 160,008       |
| 3        | 28,138                      | ...           | ...                 | ...            | 75,000        | 160,397       |
| 4        | 28,361                      | ...           | ...                 | ...            | 75,100        | 160,379       |
| 5        | 28,698                      | ...           | ...                 | ...            | 75,300        | 160,607       |
| 6        | 28,730                      | ...           | ...                 | ...            | 75,300        | 162,167       |
| 7        | 28,568                      | ...           | ...                 | ...            | 75,500        | 162,817       |
| 8        | 28,346                      | ...           | ...                 | ...            | 75,600        | 161,788       |
| 9        | 28,439                      | ...           | ...                 | ...            | 75,600        | 161,392       |
| 10       | 28,528                      | ...           | ...                 | ...            | 75,500        | 161,863       |
| 11       | 28,528                      | ...           | ...                 | ...            | 75,400        | 162,099       |
| 12       | 28,278                      | ...           | ...                 | ...            | 75,700        | ...           |
| 2022. 1  | 28,096                      | ...           | ...                 | ...            | 74,800        | ...           |
| 2        | 28,356                      | ...           | ...                 | ...            | 74,800        | ...           |
| 3        | 28,627                      | ...           | ...                 | ...            | 74,500        | ...           |
| 4        | 28,942                      | ...           | ...                 | ...            | 74,900        | ...           |

|          | 볼리비아<br>Bolivia | 스웨덴<br>Sweden | 아이슬란드<br>Iceland | 영 국<br>U.K. | 오스트레일리아<br>Australia | 오스트리아<br>Austria |
|----------|-----------------|---------------|------------------|-------------|----------------------|------------------|
| 2016     | 5,020           | 5,237         | 196              | 33,244      | 12,698               | 4,490            |
| 2017     | 5,219           | 5,340         | 199              | 33,412      | 12,978               | 4,508            |
| 2018     | 5,545           | 5,401         | 204              | 33,699      | 13,288               | 4,539            |
| 2019     | 5,837           | 5,462         | 208              | 33,962      | 13,575               | 4,559            |
| 2020     | 4,118           | 5,480         | 206              | ...         | 13,550               | 4,127            |
| 2021     | ...             | 5,546         | 210              | ...         | 13,761               | 4,137            |
| 2020. 11 | ...             | 5,439         | ...              | ...         | 13,756               | 4,128            |
| 12       | ...             | 5,428         | ...              | ...         | 13,867               | 4,105            |
| 2021. 1  | ...             | 5,361         | ...              | ...         | 13,671               | 4,099            |
| 2        | ...             | 5,481         | ...              | ...         | 13,908               | 4,101            |
| 3        | ...             | 5,496         | ...              | ...         | 13,894               | 4,110            |
| 4        | ...             | 5,531         | ...              | ...         | 13,796               | 4,107            |
| 5        | ...             | 5,598         | ...              | ...         | 13,895               | 4,125            |
| 6        | ...             | 5,735         | ...              | ...         | 13,852               | 4,147            |
| 7        | ...             | 5,712         | ...              | ...         | 13,793               | 4,178            |
| 8        | ...             | 5,602         | ...              | ...         | 13,572               | 4,177            |
| 9        | ...             | 5,550         | ...              | ...         | 13,469               | 4,162            |
| 10       | ...             | 5,478         | ...              | ...         | 13,490               | 4,141            |
| 11       | ...             | 5,523         | ...              | ...         | 13,838               | 4,143            |
| 12       | ...             | 5,483         | ...              | ...         | 13,957               | 4,150            |
| 2022. 1  | ...             | 5,488         | ...              | ...         | 13,734               | 4,155            |
| 2        | ...             | 5,536         | ...              | ...         | 14,046               | 4,163            |
| 3        | ...             | 5,545         | ...              | ...         | 13,981               | 4,157            |
| 4        | ...             | 5,609         | ...              | ...         | ...                  | 4,128            |

주: 1) 구직기간 4주기준

자료: 통계청 『<https://kosis.kr>』, IMF 『International Financial Statistics』

# 1. 경제활동인구(계속)

## Labor Force (Cont'd)

단위: 천 명

In thousand persons

|          | 우루과이<br>Uruguay | 이스라엘<br>Israel | 이탈리아<br>Italy | 일본<br>Japan | 칠레<br>Chile | 캐나다<br>Canada |
|----------|-----------------|----------------|---------------|-------------|-------------|---------------|
| 2016     | 1,786           | 3,912          | 25,769        | 66,025      | 8,716       | 19,441        |
| 2017     | 1,783           | 3,979          | 25,929        | 66,698      | 8,902       | 19,663        |
| 2018     | 1,785           | 4,068          | 25,969        | 68,302      | 9,053       | 19,813        |
| 2019     | 1,787           | 4,124          | 25,941        | 68,863      | 9,226       | 20,200        |
| 2020     | 1,729           | 4,090          | 25,214        | 68,678      | 8,676       | 19,947        |
| 2021     | ...             | ...            | 24,921        | ...         | 9,101       | 20,385        |
| 2020. 11 | 1,770           | ...            | ...           | 69,020      | 8,928       | 20,230        |
| 12       | 1,757           | ...            | ...           | 68,600      | 9,035       | 20,108        |
| 2021. 1  | ...             | ...            | ...           | 68,340      | 9,103       | 19,888        |
| 2        | ...             | ...            | ...           | 68,400      | 9,067       | 19,972        |
| 3        | ...             | ...            | ...           | 68,370      | 8,965       | 20,133        |
| 4        | ...             | ...            | ...           | 68,660      | 8,853       | 20,116        |
| 5        | ...             | ...            | ...           | 68,790      | 8,794       | 20,423        |
| 6        | ...             | ...            | ...           | 68,980      | 8,903       | 20,685        |
| 7        | ...             | ...            | ...           | 69,020      | 9,015       | 20,747        |
| 8        | ...             | ...            | ...           | 68,860      | 9,133       | 20,828        |
| 9        | ...             | ...            | ...           | 68,720      | 9,239       | 20,516        |
| 10       | ...             | ...            | ...           | 68,420      | 9,301       | 20,457        |
| 11       | ...             | ...            | ...           | 68,320      | 9,398       | 20,464        |
| 12       | ...             | ...            | ...           | ...         | 9,447       | 20,396        |
| 2022. 1  | ...             | ...            | ...           | ...         | 9,527       | 20,189        |
| 2        | ...             | ...            | ...           | ...         | ...         | 20,369        |
| 3        | ...             | ...            | ...           | ...         | ...         | 20,448        |
| 4        | ...             | ...            | ...           | ...         | ...         | ...           |

|          | 코스타리카<br>Costa Rica | 콜롬비아<br>Colombia | 태국<br>Thailand | 페루<br>Peru | 홍콩<br>Hong Kong | 헝가리<br>Hungary |
|----------|---------------------|------------------|----------------|------------|-----------------|----------------|
| 2016     | 2,202               | 24,042           | 38,249         | 5,162      | 3,914           | 4,717          |
| 2017     | 2,264               | 24,337           | 38,075         | 5,240      | 3,944           | 4,740          |
| 2018     | 2,335               | 24,546           | 38,422         | 5,274      | 3,989           | 4,778          |
| 2019     | 2,466               | 24,609           | 38,171         | 5,297      | 3,987           | 4,803          |
| 2020     | 2,407               | 23,232           | ...            | 4,095      | 3,914           | 4,801          |
| 2021     | 2,441               | 24,089           | ...            | ...        | 3,879           | 4,830          |
| 2020. 11 | 2,423               | 24,216           | 39,119         | 4,678      | 3,904           | 4,822          |
| 12       | 2,441               | 24,341           | 39,451         | 4,740      | 3,903           | 4,834          |
| 2021. 1  | 2,452               | 23,842           | ...            | 4,533      | 3,894           | 4,774          |
| 2        | 2,444               | 24,488           | ...            | 4,430      | 3,882           | 4,763          |
| 3        | 2,450               | 23,980           | ...            | 4,412      | 3,889           | 4,810          |
| 4        | 2,438               | 23,798           | ...            | 4,671      | 3,890           | 4,770          |
| 5        | 2,433               | 23,963           | ...            | 4,804      | 3,893           | 4,796          |
| 6        | 2,404               | 23,854           | ...            | 4,875      | 3,886           | 4,885          |
| 7        | 2,423               | 24,128           | ...            | ...        | 3,884           | 4,852          |
| 8        | 2,449               | 24,513           | ...            | ...        | 3,877           | 4,840          |
| 9        | 2,472               | 23,717           | ...            | ...        | 3,872           | 4,867          |
| 10       | 2,452               | 24,585           | ...            | ...        | 3,869           | 4,877          |
| 11       | 2,435               | 24,216           | ...            | ...        | 3,860           | 4,848          |
| 12       | 2,437               | 23,985           | ...            | ...        | 3,850           | 4,880          |
| 2022. 1  | 2,432               | ...              | ...            | ...        | 3,838           | 4,850          |
| 2        | 2,429               | ...              | ...            | ...        | 3,826           | 4,846          |
| 3        | ...                 | ...              | ...            | ...        | 3,799           | ...            |
| 4        | ...                 | ...              | ...            | ...        | ...             | ...            |

## 2. 취업자 수 Number of Employee

단위: 천 명

In thousand persons

|          | 대한민국 <sup>1)</sup><br>Korea | 그리스<br>Greece | 네덜란드<br>Netherlands | 독 일<br>Germany | 러시아<br>Russia | 루마니아<br>Romania |
|----------|-----------------------------|---------------|---------------------|----------------|---------------|-----------------|
| 2016     | 26,409                      | 3,674         | 8,427               | 41,265         | 72,392        | 8,449           |
| 2017     | 26,725                      | 3,753         | 8,605               | 41,661         | 72,317        | 8,671           |
| 2018     | 26,822                      | 3,828         | 8,797               | 41,913         | 72,533        | 8,689           |
| 2019     | 27,123                      | 3,911         | 8,982               | 42,399         | 71,942        | 8,680           |
| 2020     | 26,904                      | 3,875         | 8,981               | 41,474         | 70,600        | 8,521           |
| 2021     | 27,273                      | 3,928         | ...                 | 41,500         | 71,717        | ...             |
| 2020. 11 | 27,241                      | ...           | ...                 | ...            | 70,700        | ...             |
| 12       | 26,526                      | ...           | ...                 | ...            | 70,800        | ...             |
| 2021. 1  | 25,818                      | ...           | ...                 | ...            | 70,700        | 4,925           |
| 2        | 26,365                      | ...           | ...                 | ...            | 70,800        | 4,937           |
| 3        | 26,923                      | ...           | ...                 | ...            | 71,000        | 4,951           |
| 4        | 27,214                      | ...           | ...                 | ...            | 71,200        | 4,954           |
| 5        | 27,550                      | ...           | ...                 | ...            | 71,600        | 4,963           |
| 6        | 27,637                      | ...           | ...                 | ...            | 71,700        | 4,969           |
| 7        | 27,648                      | ...           | ...                 | ...            | 72,000        | 4,977           |
| 8        | 27,603                      | ...           | ...                 | ...            | 72,300        | 4,983           |
| 9        | 27,683                      | ...           | ...                 | ...            | 72,300        | 4,991           |
| 10       | 27,741                      | ...           | ...                 | ...            | 72,300        | 5,001           |
| 11       | 27,795                      | ...           | ...                 | ...            | 72,200        | 5,003           |
| 12       | 27,298                      | ...           | ...                 | ...            | 72,500        | ...             |
| 2022. 1  | 26,953                      | ...           | ...                 | ...            | 71,500        | ...             |
| 2        | 27,402                      | ...           | ...                 | ...            | 71,700        | ...             |
| 3        | 27,754                      | ...           | ...                 | ...            | 71,400        | ...             |
| 4        | 28,078                      | ...           | ...                 | ...            | 71,900        | ...             |

|          | 미 국<br>U.S.A. | 볼리비아<br>Bolivia | 스웨덴<br>Sweden | 아이슬란드<br>Iceland | 영 국<br>U.K. | 오스트레일리아<br>Australia |
|----------|---------------|-----------------|---------------|------------------|-------------|----------------------|
| 2016     | 151,436       | 4,845           | 4,864         | 190              | 31,645      | 11,973               |
| 2017     | 153,337       | 5,028           | 4,973         | 194              | 31,965      | 12,252               |
| 2018     | 155,761       | 5,350           | 5,049         | 198              | 32,353      | 12,584               |
| 2019     | 157,538       | 5,622           | 5,081         | 201              | 32,693      | 12,875               |
| 2020     | 147,795       | 3,794           | 5,012         | 195              | ...         | 12,675               |
| 2021     | ...           | ...             | 5,058         | 197              | ...         | 13,057               |
| 2020. 11 | 150,203       | ...             | 5,009         | ...              | ...         | 12,882               |
| 12       | 149,613       | ...             | 4,962         | ...              | ...         | 12,996               |
| 2021. 1  | 148,383       | ...             | 4,863         | ...              | ...         | 12,735               |
| 2        | 149,522       | ...             | 4,950         | ...              | ...         | 13,037               |
| 3        | 150,493       | ...             | 4,946         | ...              | ...         | 13,063               |
| 4        | 151,160       | ...             | 5,010         | ...              | ...         | 13,036               |
| 5        | 151,778       | ...             | 5,052         | ...              | ...         | 13,203               |
| 6        | 152,283       | ...             | 5,144         | ...              | ...         | 13,184               |
| 7        | 153,596       | ...             | 5,257         | ...              | ...         | 13,161               |
| 8        | 153,232       | ...             | 5,124         | ...              | ...         | 12,952               |
| 9        | 154,026       | ...             | 5,096         | ...              | ...         | 12,855               |
| 10       | 154,966       | ...             | 5,060         | ...              | ...         | 12,813               |
| 11       | 155,797       | ...             | 5,109         | ...              | ...         | 13,249               |
| 12       | ...           | ...             | 5,083         | ...              | ...         | 13,402               |
| 2022. 1  | ...           | ...             | 5,030         | ...              | ...         | 13,117               |
| 2        | ...           | ...             | 5,101         | ...              | ...         | 13,438               |
| 3        | ...           | ...             | 5,092         | ...              | ...         | 13,401               |
| 4        | ...           | ...             | 5,151         | ...              | ...         | ...                  |

주: 1) 구직기간 4주기준

자료: 통계청 『<https://kosis.kr>』, IMF 『International Financial Statistics』

## 2. 취업자 수(계속)

### Number of Employee (Cont'd)

단위: 천 명

In thousand persons

|          | 오스트리아<br>Austria | 이스라엘<br>Israel | 이탈리아<br>Italy | 일본<br>Japan | 칠레<br>Chile | 캐나다<br>Canada |
|----------|------------------|----------------|---------------|-------------|-------------|---------------|
| 2016     | 4,220            | 3,727          | 22,757        | 63,958      | 8,129       | 18,080        |
| 2017     | 4,260            | 3,814          | 23,022        | 64,815      | 8,284       | 18,416        |
| 2018     | 4,319            | 3,905          | 23,214        | 66,636      | 8,399       | 18,658        |
| 2019     | 4,355            | 3,967          | 23,360        | 67,245      | 8,554       | 19,056        |
| 2020     | 3,717            | 3,913          | 22,903        | 66,766      | 7,706       | 18,060        |
| 2021     | 3,805            | ...            | 22,554        | ...         | 8,250       | 18,865        |
| 2020. 11 | 3,737            | ...            | ...           | 67,070      | 7,965       | 18,617        |
| 12       | 3,645            | ...            | ...           | 66,660      | 8,065       | 18,503        |
| 2021. 1  | 3,631            | ...            | ...           | 66,370      | 8,113       | 17,942        |
| 2        | 3,664            | ...            | ...           | 66,460      | 8,076       | 18,252        |
| 3        | 3,729            | ...            | ...           | 66,490      | 7,992       | 18,501        |
| 4        | 3,752            | ...            | ...           | 66,570      | 7,917       | 18,427        |
| 5        | 3,808            | ...            | ...           | 66,670      | 7,909       | 18,716        |
| 6        | 3,858            | ...            | ...           | 66,920      | 8,065       | 19,160        |
| 7        | 3,895            | ...            | ...           | 67,110      | 8,201       | 19,144        |
| 8        | 3,891            | ...            | ...           | 66,930      | 8,325       | 19,181        |
| 9        | 3,893            | ...            | ...           | 66,790      | 8,446       | 19,215        |
| 10       | 3,872            | ...            | ...           | 66,590      | 8,556       | 19,225        |
| 11       | 3,854            | ...            | ...           | 66,500      | 8,679       | 19,318        |
| 12       | 3,813            | ...            | ...           | ...         | 8,722       | 19,305        |
| 2022. 1  | 3,822            | ...            | ...           | ...         | 8,775       | 18,820        |
| 2        | 3,860            | ...            | ...           | ...         | ...         | 19,208        |
| 3        | 3,895            | ...            | ...           | ...         | ...         | 19,276        |
| 4        | 3,873            | ...            | ...           | ...         | ...         | ...           |

|          | 코스타리카<br>Costa Rica | 콜롬비아<br>Colombia | 태국<br>Thailand | 페루<br>Peru | 홍콩<br>Hong Kong | 헝가리<br>Hungary |
|----------|---------------------|------------------|----------------|------------|-----------------|----------------|
| 2016     | 1,994               | 21,958           | 37,679         | 4,822      | 3,782           | 4,482          |
| 2017     | 2,055               | 22,182           | 37,438         | 4,890      | 3,820           | 4,548          |
| 2018     | 2,103               | 22,306           | 37,853         | 4,933      | 3,877           | 4,606          |
| 2019     | 2,175               | 22,157           | 37,602         | 4,958      | 3,872           | 4,645          |
| 2020     | 1,950               | 19,737           | ...            | 3,806      | 3,697           | 4,603          |
| 2021     | 2,031               | 20,741           | ...            | ...        | 3,669           | 4,635          |
| 2020. 11 | 1,906               | 21,129           | 38,269         | 4,406      | 3,663           | 4,632          |
| 12       | 1,953               | 21,237           | 38,762         | 4,474      | 3,657           | 4,634          |
| 2021. 1  | 1,984               | 19,891           | ...            | 4,245      | 3,640           | 4,537          |
| 2        | 1,992               | 20,722           | ...            | 4,121      | 3,621           | 4,550          |
| 3        | 1,992               | 20,722           | ...            | 4,117      | 3,628           | 4,616          |
| 4        | 2,017               | 20,369           | ...            | 4,427      | 3,641           | 4,559          |
| 5        | 2,002               | 20,399           | ...            | 4,593      | 3,657           | 4,607          |
| 6        | 1,969               | 20,538           | ...            | 4,681      | 3,671           | 4,692          |
| 7        | 2,000               | 20,824           | ...            | ...        | 3,684           | 4,642          |
| 8        | 2,047               | 21,577           | ...            | ...        | 3,688           | 4,643          |
| 9        | 2,094               | 20,127           | ...            | ...        | 3,691           | 4,704          |
| 10       | 2,084               | 21,118           | ...            | ...        | 3,696           | 4,684          |
| 11       | 2,084               | 21,129           | ...            | ...        | 3,700           | 4,673          |
| 12       | 2,104               | 21,479           | ...            | ...        | 3,705           | 4,707          |
| 2022. 1  | 2,114               | ...              | ...            | ...        | 3,700           | 4,649          |
| 2        | 2,107               | ...              | ...            | ...        | 3,665           | 4,669          |
| 3        | ...                 | ...              | ...            | ...        | 3,611           | ...            |
| 4        | ...                 | ...              | ...            | ...        | ...             | ...            |



### 3. 실업자 수 Number of Unemployee

단위: 천 명

In thousand persons

|          | 대한민국 <sup>1)</sup><br>Korea | 그리스<br>Greece | 노르웨이<br>Norway | 덴마크<br>Denmark | 독일<br>Germany | 미국<br>United States |
|----------|-----------------------------|---------------|----------------|----------------|---------------|---------------------|
| 2016     | 1,009                       | 1,146         | 132            | 177            | 1,649         | 7,751               |
| 2017     | 1,023                       | 1,043         | 116            | 172            | 1,509         | 6,982               |
| 2018     | 1,073                       | 935           | 109            | 152            | 1,367         | 6,314               |
| 2019     | 1,063                       | 847           | 105            | 153            | 1,280         | 6,001               |
| 2020     | 1,108                       | 790           | 131            | 171            | 1,551         | 12,947              |
| 2021     | 1,037                       | 678           | 123            | 155            | 1,536         | ...                 |
| 2020. 11 | 967                         | 802           | 138            | 175            | 1,521         | 10,264              |
| 12       | 1,135                       | 776           | 134            | 183            | 1,509         | 10,404              |
| 2021. 1  | 1,570                       | 742           | 137            | 187            | 1,757         | 10,851              |
| 2        | 1,353                       | 730           | 136            | 193            | 1,798         | 10,486              |
| 3        | 1,215                       | 764           | 137            | 176            | 1,695         | 9,905               |
| 4        | 1,147                       | 790           | 140            | 162            | 1,659         | 9,220               |
| 5        | 1,148                       | 727           | 144            | 144            | 1,577         | 8,829               |
| 6        | 1,093                       | 680           | 143            | 137            | 1,527         | 9,883               |
| 7        | 920                         | 637           | 128            | 141            | 1,459         | 9,221               |
| 8        | 744                         | 626           | 118            | 149            | 1,448         | 8,556               |
| 9        | 756                         | 582           | 106            | 155            | 1,445         | 7,366               |
| 10       | 788                         | 609           | 104            | 141            | 1,363         | 6,896               |
| 11       | 734                         | 643           | 95             | 135            | 1,385         | 6,302               |
| 12       | 979                         | 601           | 92             | 138            | 1,318         | ...                 |
| 2022. 1  | 1,143                       | 638           | 89             | 145            | 1,407         | ...                 |
| 2        | 954                         | 642           | 91             | 143            | 1,347         | ...                 |
| 3        | 873                         | 595           | ...            | 138            | 1,199         | ...                 |
| 4        | 864                         | 603           | ...            | ...            | 1,368         | ...                 |

|          | 볼리비아<br>Bolivia | 스웨덴<br>Sweden | 스위스<br>Switzerland | 스페인<br>Spain | 아이슬란드<br>Iceland | 아일랜드<br>Ireland |
|----------|-----------------|---------------|--------------------|--------------|------------------|-----------------|
| 2016     | 175             | 374           | 238                | 4,481        | 7                | 195             |
| 2017     | 191             | 366           | 234                | 3,917        | 6                | 158             |
| 2018     | 195             | 352           | 231                | 3,479        | 6                | 138             |
| 2019     | 215             | 381           | 217                | 3,248        | 8                | 121             |
| 2020     | 324             | 468           | 238                | 3,531        | 13               | 139             |
| 2021     | ...             | 488           | 252                | 3,430        | 13               | 158             |
| 2020. 11 | ...             | 430           | 241                | 3,713        | 14               | 137             |
| 12       | ...             | 466           | 257                | 3,673        | 14               | 143             |
| 2021. 1  | ...             | 498           | 285                | 3,672        | 17               | 156             |
| 2        | ...             | 531           | 292                | 3,678        | 12               | 172             |
| 3        | ...             | 549           | 283                | 3,612        | 17               | 183             |
| 4        | ...             | 521           | 257                | 3,595        | 22               | 190             |
| 5        | ...             | 546           | 242                | 3,535        | 18               | 186             |
| 6        | ...             | 591           | 239                | 3,502        | 10               | 177             |
| 7        | ...             | 454           | 255                | 3,468        | 9                | 165             |
| 8        | ...             | 479           | 258                | 3,441        | 11               | 151             |
| 9        | ...             | 454           | 247                | 3,342        | 6                | 131             |
| 10       | ...             | 418           | 223                | 3,217        | 12               | 128             |
| 11       | ...             | 414           | 216                | 3,082        | 7                | 126             |
| 12       | ...             | 400           | 222                | 3,012        | 9                | 128             |
| 2022. 1  | ...             | 458           | 231                | 3,106        | 7                | 124             |
| 2        | ...             | 435           | 230                | 3,174        | 9                | 122             |
| 3        | ...             | 454           | 222                | 3,244        | 10               | 134             |
| 4        | ...             | 458           | ...                | 3,142        | 8                | 131             |

주: 1) 구직기간 4주기준

자료: 통계청 『<https://kosis.kr>』, IMF 『International Financial Statistics』

### 3. 실업자 수(계속)

#### Number of Unemployee (Cont'd)

단위: 천 명

In thousand persons

|          | 영국<br>United Kingdom | 오스트레일리아<br>Australia | 오스트리아<br>Austria | 우루과이<br>Uruguay | 일본<br>Japan | 칠레<br>Chile |
|----------|----------------------|----------------------|------------------|-----------------|-------------|-------------|
| 2016     | 1,599                | 725                  | 290              | 140             | 2,068       | 587         |
| 2017     | 1,447                | 726                  | 267              | 141             | 1,882       | 618         |
| 2018     | 1,347                | 704                  | 237              | 149             | 1,665       | 653         |
| 2019     | 1,269                | 700                  | 220              | 159             | 1,617       | 673         |
| 2020     | ...                  | 875                  | 271              | 181             | 1,911       | 971         |
| 2021     | ...                  | 704                  | 284              | ...             | ...         | 851         |
| 2020. 11 | ...                  | 874                  | 257              | 194             | 1,950       | 963         |
| 12       | ...                  | 871                  | 301              | 187             | 1,940       | 970         |
| 2021. 1  | ...                  | 936                  | 379              | ...             | 1,970       | 990         |
| 2        | ...                  | 872                  | 371              | ...             | 1,940       | 991         |
| 3        | ...                  | 831                  | 331              | ...             | 1,880       | 972         |
| 4        | ...                  | 761                  | 330              | ...             | 2,090       | 936         |
| 5        | ...                  | 692                  | 291              | ...             | 2,110       | 885         |
| 6        | ...                  | 668                  | 268              | ...             | 2,060       | 838         |
| 7        | ...                  | 632                  | 262              | ...             | 1,910       | 814         |
| 8        | ...                  | 620                  | 262              | ...             | 1,930       | 808         |
| 9        | ...                  | 614                  | 211              | ...             | 1,920       | 793         |
| 10       | ...                  | 677                  | 255              | ...             | 1,830       | 744         |
| 11       | ...                  | 590                  | 227              | ...             | 1,820       | 718         |
| 12       | ...                  | 554                  | 217              | ...             | ...         | 725         |
| 2022. 1  | ...                  | 617                  | 333              | ...             | ...         | 752         |
| 2        | ...                  | 608                  | 303              | ...             | ...         | ...         |
| 3        | ...                  | 580                  | 262              | ...             | ...         | ...         |
| 4        | ...                  | ...                  | 255              | ...             | ...         | ...         |

|          | 코스타리카<br>Costa Rica | 콜롬비아<br>Colombia | 페루<br>Peru | 포르투갈<br>Portugal | 프랑스<br>France | 핀란드<br>Finland | 홍콩<br>Hong Kong |
|----------|---------------------|------------------|------------|------------------|---------------|----------------|-----------------|
| 2016     | 209                 | 2,084            | 340        | 571              | 2,992         | 236            | 133             |
| 2017     | 208                 | 2,155            | 349        | 464              | 2,807         | 234            | 124             |
| 2018     | 232                 | 2,240            | 340        | 363              | 2,701         | 201            | 112             |
| 2019     | 291                 | 2,451            | 339        | 340              | 2,519         | 183            | 116             |
| 2020     | 457                 | 3,495            | 289        | 358              | 2,381         | 209            | 216             |
| 2021     | 410                 | 3,348            | ...        | 337              | 2,365         | 212            | 210             |
| 2020. 11 | 517                 | 3,087            | 273        | 373              | 2,458         | 188            | 241             |
| 12       | 488                 | 3,104            | 266        | 358              | 2,397         | 203            | 246             |
| 2021. 1  | 468                 | 3,951            | 288        | 363              | 2,513         | 237            | 253             |
| 2        | 452                 | 3,766            | 309        | 360              | 2,502         | 224            | 261             |
| 3        | 458                 | 3,259            | 294        | 344              | 2,412         | 223            | 261             |
| 4        | 422                 | 3,429            | 244        | 354              | 2,357         | 262            | 249             |
| 5        | 431                 | 3,564            | 211        | 346              | 2,274         | 295            | 235             |
| 6        | 434                 | 3,316            | 194        | 330              | 2,215         | 220            | 215             |
| 7        | 423                 | 3,304            | ...        | 321              | 2,329         | 202            | 199             |
| 8        | 402                 | 2,936            | ...        | 319              | 2,524         | 179            | 189             |
| 9        | 378                 | 3,590            | ...        | 329              | 2,370         | 191            | 181             |
| 10       | 368                 | 3,467            | ...        | 335              | 2,319         | 164            | 172             |
| 11       | 351                 | 3,087            | ...        | 331              | 2,288         | 164            | 160             |
| 12       | 333                 | 2,506            | ...        | 313              | 2,282         | 187            | 145             |
| 2022. 1  | 319                 | ...              | ...        | 313              | 2,347         | 205            | 138             |
| 2        | 322                 | ...              | ...        | 308              | 2,295         | 185            | 162             |
| 3        | ...                 | ...              | ...        | 308              | 2,194         | 192            | 189             |
| 4        | ...                 | ...              | ...        | 301              | 2,064         | 193            | -               |

## 4. 실업률(15세 이상)(계절조정) Unemployment Rates (Ages 15 and over)(Seasonally Adjusted)

| 단위: %   | In percent                  |                              |                            |                |                             |                             |
|---------|-----------------------------|------------------------------|----------------------------|----------------|-----------------------------|-----------------------------|
|         | 대한민국 <sup>1)</sup><br>Korea | 노르웨이 <sup>2)</sup><br>Norway | 대만 <sup>3)</sup><br>Taiwan | 덴마크<br>Denmark | 독일 <sup>2)</sup><br>Germany | 러시아 <sup>2)</sup><br>Russia |
| 2016    | 3.7                         | 3.0                          | 3.9                        | 6.0            | 6.1                         | 1.2                         |
| 2017    | 3.7                         | 2.7                          | 3.8                        | 5.8            | 5.7                         | 1.1                         |
| 2018    | 3.8                         | 2.4                          | 3.7                        | 5.1            | 5.2                         | 0.9                         |
| 2019    | 3.8                         | 2.3                          | 3.7                        | 5.0            | 5.0                         | 1.0                         |
| 2020    | 4.0                         | 5.0                          | 3.9                        | 5.6            | 5.9                         | 3.2                         |
| 2021    | 3.7                         | 3.2                          | 4.0                        | 5.0            | 5.7                         | 1.8                         |
| 2021. 2 | 3.9(4.9)                    | 3.9                          | 3.7                        | ...            | 6.0                         | 3.0                         |
| 3       | 3.8(4.3)                    | 3.9                          | 3.7                        | ...            | 6.0                         | 2.4                         |
| 4       | 3.7(4.0)                    | 3.8                          | 3.6                        | ...            | 6.0                         | 2.1                         |
| 5       | 3.7(4.0)                    | 3.6                          | 4.1                        | ...            | 5.9                         | 1.8                         |
| 6       | 3.6(3.8)                    | 3.2                          | 4.8                        | ...            | 5.8                         | 1.6                         |
| 7       | 3.3(3.2)                    | 3.1                          | 4.5                        | ...            | 5.6                         | 1.4                         |
| 8       | 3.1(2.6)                    | 2.8                          | 4.2                        | ...            | 5.5                         | 1.2                         |
| 9       | 3.1(2.7)                    | 2.7                          | 4.0                        | ...            | 5.4                         | 1.1                         |
| 10      | 3.2(2.8)                    | 2.5                          | 3.8                        | ...            | 5.4                         | 1.1                         |
| 11      | 3.2(2.6)                    | 2.3                          | 3.7                        | ...            | 5.3                         | 1.1                         |
| 12      | 3.8(3.5)                    | 2.3                          | 3.6                        | ...            | 5.2                         | 1.1                         |
| 2022. 1 | 3.6(4.1)                    | 2.3                          | 3.6                        | ...            | 5.1                         | ...                         |
| 2       | 2.7(3.4)                    | 2.0                          | 3.7                        | ...            | 5.1                         | ...                         |
| 3       | 2.7(3.0)                    | 1.9                          | 3.7                        | ...            | 5.0                         | ...                         |
| 4       | 2.7(3.0)                    | 1.8                          | 3.6                        | ...            | 5.0                         | ...                         |
| 5       | 2.8(3.0)                    | 1.7                          | 3.7                        | ...            | 5.0                         | ...                         |
| 6       | 2.9(3.0)                    | 1.8                          | 3.7                        | ...            | 5.3                         | ...                         |
| 7       | 2.9(2.9)                    | 1.7                          | 3.8                        | ...            | 5.4                         | ...                         |

|         | 룩셈부르크 <sup>2)</sup><br>Luxembourg | 미국<br>U. S. A. | 벨기에 <sup>2)</sup><br>Belgium | 스위스<br>Switzerland | 스페인<br>Spain |
|---------|-----------------------------------|----------------|------------------------------|--------------------|--------------|
| 2016    | 6.4                               | 4.9            | 10.8                         | 4.9                | 19.6         |
| 2017    | ...                               | 4.4            | 10.2                         | 4.8                | 17.2         |
| 2018    | ...                               | 3.9            | 9.6                          | 4.7                | 15.3         |
| 2019    | ...                               | 3.7            | 9.2                          | 4.4                | 14.1         |
| 2020    | ...                               | 8.1            | 9.5                          | 4.8                | 15.5         |
| 2021    | ...                               | 5.4            | 8.8                          | 5.1                | 14.8         |
| 2021. 2 | 6.2                               | 6.2            | 9.3                          | ...                | ...          |
| 3       | 6.1                               | 6.0            | 9.1                          | ...                | ...          |
| 4       | 6.0                               | 6.0            | 9.0                          | ...                | ...          |
| 5       | 5.9                               | 5.8            | 8.9                          | ...                | ...          |
| 6       | 5.7                               | 5.9            | 8.8                          | ...                | ...          |
| 7       | 5.6                               | 5.4            | 8.8                          | ...                | ...          |
| 8       | 5.5                               | 5.2            | 8.6                          | ...                | ...          |
| 9       | 5.5                               | 4.7            | 8.6                          | ...                | ...          |
| 10      | 5.4                               | 4.6            | 8.5                          | ...                | ...          |
| 11      | 5.3                               | 4.2            | 8.5                          | ...                | ...          |
| 12      | 5.2                               | 3.9            | 8.4                          | ...                | ...          |
| 2022. 1 | 4.9                               | 4.0            | 8.4                          | ...                | ...          |
| 2       | 4.9                               | 3.8            | 8.4                          | ...                | ...          |
| 3       | 4.7                               | 3.6            | 8.4                          | ...                | ...          |
| 4       | 4.7                               | 3.6            | 8.4                          | ...                | ...          |
| 5       | 4.6                               | 3.6            | 8.5                          | ...                | ...          |
| 6       | 4.7                               | 3.6            | 8.5                          | ...                | ...          |
| 7       | ...                               | 3.5            | ...                          | ...                | ...          |

주: 1) 연자료와 ( ) 안 수치는 원계열 자료임 2) 실업률(총인구, 계절조정) 3) 원계열

※ 제공된 실업률 작성기준은 국가별로 상이하므로 (ILO기준, OECD기준, 등록실업률 등) 비교시 유의하시기 바람  
- 국가별 실업자 조사방법 및 조사대상 등은 부록(용어해설) 참조

자료: 통계청 『<https://kosis.kr>』, OECD 『Main Economic Indicators』, 대만 『Manpower Survey Results』

## 4. 실업률(15세 이상)(계절조정)(계속)

### Unemployment Rates (Ages 15 and over)(Seasonally Adjusted)(Cont'd)

단위: %

In percent

|         | 슬로바키아 <sup>2)</sup><br>Slovak Republic | 이스라엘<br>Israel | 영국 <sup>2)</sup><br>U. K. | 오스트레일리아<br>Australia | 오스트리아 <sup>2)</sup><br>Austria |
|---------|--|----------------|---------------------------|----------------------|--------------------------------|
| 2016    | 11.0                                   | 4.8            | 2.1                       | 5.7                  | 9.1                            |
| 2017    | 8.3                                    | 4.2            | 2.2                       | 5.6                  | 8.5                            |
| 2018    | 6.6                                    | 4.0            | 2.5                       | 5.3                  | 7.7                            |
| 2019    | 6.1                                    | 3.8            | 3.0                       | 5.2                  | 7.4                            |
| 2020    | 7.6                                    | 4.3            | 5.6                       | 6.5                  | 9.9                            |
| 2021    | 8.1                                    | 5.0            | 5.8                       | 5.1                  | 8.0                            |
| 2021. 2 | 8.5                                    | 5.1            | 6.6                       | 5.8                  | 9.1                            |
| 3       | 8.6                                    | 5.5            | 6.6                       | 5.7                  | 8.9                            |
| 4       | 8.5                                    | 5.3            | 6.4                       | 5.4                  | 8.6                            |
| 5       | 8.4                                    | 5.4            | 6.0                       | 5.1                  | 8.2                            |
| 6       | 8.2                                    | 5.2            | 5.7                       | 4.9                  | 8.0                            |
| 7       | 8.1                                    | 5.0            | 5.6                       | 4.6                  | 7.8                            |
| 8       | 8.0                                    | 5.0            | 5.4                       | 4.5                  | 7.7                            |
| 9       | 7.8                                    | 5.0            | ...                       | 4.7                  | 7.5                            |
| 10      | 7.7                                    | 4.8            | ...                       | 5.2                  | 7.2                            |
| 11      | 7.6                                    | 4.4            | ...                       | 4.6                  | 7.1                            |
| 12      | 7.5                                    | 4.1            | ...                       | 4.2                  | 6.9                            |
| 2022. 1 | 7.5                                    | 3.8            | ...                       | 4.2                  | 6.7                            |
| 2       | 7.4                                    | 3.8            | ...                       | 4.0                  | 6.5                            |
| 3       | 7.2                                    | 3.8            | ...                       | 3.9                  | 6.3                            |
| 4       | 7.1                                    | 3.5            | ...                       | 3.9                  | 6.3                            |
| 5       | 6.9                                    | 3.7            | ...                       | 3.9                  | 6.3                            |
| 6       | 6.8                                    | 3.3            | ...                       | 3.5                  | 6.3                            |
| 7       | ...                                    | ...            | ...                       | ...                  | ...                            |

|         | 일본<br>Japan | 체코<br>Czech Republic | 칠레<br>Chile | 캐나다<br>Canada | 폴란드 <sup>2)</sup><br>Poland |
|---------|-------------|----------------------|-------------|---------------|-----------------------------|
| 2016    | 3.1         | 4.0                  | 6.7         | 7.1           | 8.9                         |
| 2017    | 2.8         | 2.9                  | 7.0         | 6.4           | 7.3                         |
| 2018    | 2.4         | 2.2                  | 7.4         | 5.9           | 6.1                         |
| 2019    | 2.4         | 2.0                  | 7.2         | 5.7           | 5.4                         |
| 2020    | 2.8         | 2.5                  | 10.8        | 9.6           | 5.9                         |
| 2021    | 2.8         | 2.8                  | 8.9         | 7.5           | 6.0                         |
| 2021. 2 | 2.9         | ...                  | 10.4        | 8.3           | 6.3                         |
| 3       | 2.7         | ...                  | 10.3        | 7.5           | 6.2                         |
| 4       | 2.8         | ...                  | 9.7         | 8.0           | 6.2                         |
| 5       | 2.9         | ...                  | 9.1         | 8.0           | 6.1                         |
| 6       | 2.9         | ...                  | 8.5         | 7.6           | 6.0                         |
| 7       | 2.8         | ...                  | 8.2         | 7.4           | 6.0                         |
| 8       | 2.8         | ...                  | 8.2         | 7.1           | 5.9                         |
| 9       | 2.8         | ...                  | 8.0         | 7.0           | 5.8                         |
| 10      | 2.7         | ...                  | 7.8         | 6.8           | 5.7                         |
| 11      | 2.8         | ...                  | 7.7         | 6.1           | 5.6                         |
| 12      | 2.7         | ...                  | 7.7         | 6.0           | 5.4                         |
| 2022. 1 | 2.8         | ...                  | 7.8         | 6.5           | 5.3                         |
| 2       | 2.7         | ...                  | 7.8         | 5.5           | 5.2                         |
| 3       | 2.6         | ...                  | 7.7         | 5.3           | 5.2                         |
| 4       | 2.5         | ...                  | 7.6         | 5.2           | 5.1                         |
| 5       | 2.6         | ...                  | 7.5         | 5.1           | 5.1                         |
| 6       | 2.6         | ...                  | ...         | 4.9           | 4.9                         |
| 7       | ...         | ...                  | ...         | 4.9           | ...                         |

## 5. 조화 실업률(계절조정) Standard Unemployment Rates (Seasonally Adjusted)

| 단위: %   | In percent    |               |                     |                |                              |               |                     |
|---------|---------------|---------------|---------------------|----------------|------------------------------|---------------|---------------------|
|         | 대한민국<br>Korea | 그리스<br>Greece | 네덜란드<br>Netherlands | 노르웨이<br>Norway | 덴마크 <sup>1)</sup><br>Denmark | 독일<br>Germany | 룩셈부르크<br>Luxembourg |
| 2016    | 3.7           | 23.9          | 7.0                 | 4.9            | 6.0                          | 3.9           | 6.3                 |
| 2017    | 3.7           | 21.8          | 5.9                 | 4.4            | 5.8                          | 3.6           | 5.6                 |
| 2018    | 3.8           | 19.7          | 4.9                 | 4.0            | 5.1                          | 3.2           | 5.5                 |
| 2019    | 3.8           | 17.9          | 4.4                 | 3.9            | 5.1                          | 3.0           | 5.6                 |
| 2020    | 3.9           | 17.6          | 4.9                 | 4.8            | 5.7                          | 3.6           | 6.7                 |
| 2021    | 3.7           | 14.8          | 4.2                 | 4.5            | 5.1                          | 3.6           | 5.4                 |
| 2021. 1 | 5.2           | 16.1          | 4.7                 | 5.2            | 6.0                          | 3.9           | 6.4                 |
| 2       | 3.9           | 15.7          | 4.7                 | 5.4            | 6.1                          | 3.9           | 6.3                 |
| 3       | 3.8           | 17.2          | 4.6                 | 4.4            | 5.7                          | 3.8           | 6.1                 |
| 4       | 3.7           | 17.2          | 4.5                 | 5.1            | 5.4                          | 3.8           | 5.8                 |
| 5       | 3.7           | 15.6          | 4.4                 | 5.4            | 5.1                          | 3.7           | 5.5                 |
| 6       | 3.6           | 15.0          | 4.2                 | 4.4            | 4.7                          | 3.6           | 5.3                 |
| 7       | 3.3           | 14.4          | 4.1                 | 5.0            | 4.6                          | 3.5           | 5.2                 |
| 8       | 3.1           | 13.7          | 4.2                 | 4.0            | 4.8                          | 3.5           | 5.1                 |
| 9       | 3.1           | 13.2          | 4.1                 | 3.7            | 4.9                          | 3.4           | 5.0                 |
| 10      | 3.2           | 13.4          | 3.9                 | 3.8            | 4.7                          | 3.3           | 4.8                 |
| 11      | 3.2           | 13.0          | 3.7                 | 3.8            | 4.5                          | 3.3           | 4.7                 |
| 12      | 3.8           | 12.9          | 3.8                 | 3.2            | 4.5                          | 3.2           | 4.7                 |
| 2022. 1 | 3.6           | 13.6          | 3.6                 | 3.3            | 4.5                          | 3.1           | 4.5                 |
| 2       | 2.7           | 13.0          | 3.4                 | 3.5            | 4.3                          | 3.0           | 4.5                 |
| 3       | 2.7           | 12.6          | 3.3                 | 3.1            | 4.4                          | 2.9           | 4.3                 |
| 4       | 2.7           | 12.6          | 3.2                 | 2.7            | 4.5                          | 2.9           | 4.2                 |
| 5       | 2.8           | 12.5          | 3.3                 | 3.8            | 4.5                          | 2.9           | 4.2                 |
| 6       | 2.9           | 12.3          | 3.4                 | 3.0            | 4.5                          | 2.8           | 4.2                 |

|         | 미국<br>U. S. A. | 벨기에<br>Belgium | 스웨덴<br>Sweden | 스페인<br>Spain | 슬로바키아<br>Slovak Republic | 아일랜드<br>Ireland |
|---------|----------------|----------------|---------------|--------------|--------------------------|-----------------|
| 2016    | 4.9            | 7.9            | 7.2           | 19.7         | 9.7                      | 8.4             |
| 2017    | 4.4            | 7.2            | 6.9           | 17.2         | 8.1                      | 6.7             |
| 2018    | 3.9            | 6.0            | 6.5           | 15.3         | 6.5                      | 5.8             |
| 2019    | 3.7            | 5.4            | 7.0           | 14.1         | 5.7                      | 5.0             |
| 2020    | 8.1            | 5.8            | 8.5           | 15.5         | 6.7                      | 5.9             |
| 2021    | 5.4            | 6.3            | 8.8           | 14.8         | 6.8                      | 6.3             |
| 2021. 1 | 6.4            | 6.6            | 9.0           | 15.8         | 7.1                      | 6.9             |
| 2       | 6.2            | 6.8            | 9.2           | 15.6         | 7.1                      | 7.4             |
| 3       | 6.0            | 6.7            | 9.5           | 15.4         | 7.1                      | 7.7             |
| 4       | 6.0            | 6.4            | 9.1           | 15.5         | 7.1                      | 7.5             |
| 5       | 5.8            | 6.3            | 9.0           | 15.5         | 7.0                      | 6.9             |
| 6       | 5.9            | 6.2            | 9.4           | 15.3         | 6.9                      | 6.3             |
| 7       | 5.4            | 6.2            | 8.3           | 15.0         | 6.8                      | 5.8             |
| 8       | 5.2            | 6.3            | 8.8           | 14.6         | 6.7                      | 5.5             |
| 9       | 4.7            | 6.2            | 8.7           | 14.2         | 6.6                      | 5.3             |
| 10      | 4.6            | 6.0            | 8.4           | 13.7         | 6.6                      | 5.3             |
| 11      | 4.2            | 5.8            | 8.2           | 13.4         | 6.5                      | 5.2             |
| 12      | 3.9            | 5.7            | 8.0           | 13.3         | 6.5                      | 5.1             |
| 2022. 1 | 4.0            | 5.4            | 8.0           | 13.3         | 6.4                      | 5.0             |
| 2       | 3.8            | 5.3            | 7.4           | 13.3         | 6.4                      | 4.8             |
| 3       | 3.6            | 5.2            | 7.7           | 13.2         | 6.3                      | 5.1             |
| 4       | 3.6            | 5.3            | 7.8           | 12.8         | 6.2                      | 4.8             |
| 5       | 3.6            | 5.5            | 7.8           | 12.6         | 6.1                      | 4.7             |
| 6       | 3.6            | 5.5            | 7.7           | 12.6         | 6.0                      | 4.8             |

주: 1) 월자료는 월의 중간쯤에 끝나는 4~5주간의 평균 자료

※ 제공된 실업률 작성기준은 국가별로 상이하므로 (ILO기준, OECD기준 등) 비교시 유의하시기 바람  
- 국가별 실업자 조사방법 및 조사대상 등은 부록 (용어해설) 참조

자료: OECD 『Main Economic Indicators』

## 5. 조화 실업률(계절조정)(계속)

### Harmonised Standard Unemployment Rates (Seasonally Adjusted)(Cont'd)

| 단위: %   | In percent   |                      |                  |                   |               |              |                       |  |
|---------|--------------|----------------------|------------------|-------------------|---------------|--------------|-----------------------|--|
|         | 영 국<br>U. K. | 오스트레일리아<br>Australia | 오스트리아<br>Austria | 유로지역<br>Euro Area | 이탈리아<br>Italy | 일 본<br>Japan | 체 코<br>Czech Republic |  |
| 2016    | 4.9          | 5.7                  | 6.5              | 10.1              | 11.8          | 3.1          | 4.0                   |  |
| 2017    | 4.4          | 5.6                  | 5.9              | 9.1               | 11.3          | 2.8          | 2.9                   |  |
| 2018    | 4.1          | 5.3                  | 5.2              | 8.2               | 10.6          | 2.4          | 2.3                   |  |
| 2019    | 3.8          | 5.2                  | 4.8              | 7.6               | 9.9           | 2.4          | 2.0                   |  |
| 2020    | 4.6          | 6.5                  | 6.0              | 8.0               | 9.3           | 2.8          | 2.6                   |  |
| 2021    | 4.5          | 5.1                  | 6.2              | 7.7               | 9.6           | 2.8          | 2.8                   |  |
| 2021. 1 | 5.1          | 6.4                  | 7.6              | 8.2               | 10.2          | 3.0          | 3.3                   |  |
| 2       | 4.9          | 5.8                  | 7.0              | 8.2               | 10.2          | 2.9          | 3.2                   |  |
| 3       | 4.9          | 5.7                  | 6.5              | 8.2               | 10.1          | 2.7          | 3.3                   |  |
| 4       | 4.9          | 5.4                  | 7.3              | 8.2               | 10.2          | 2.8          | 3.3                   |  |
| 5       | 4.7          | 5.1                  | 6.7              | 8.1               | 9.8           | 2.9          | 3.1                   |  |
| 6       | 4.6          | 4.9                  | 6.2              | 7.9               | 9.4           | 2.9          | 2.8                   |  |
| 7       | 4.4          | 4.6                  | 6.0              | 7.6               | 9.1           | 2.8          | 2.6                   |  |
| 8       | 4.3          | 4.5                  | 6.0              | 7.5               | 9.1           | 2.8          | 2.8                   |  |
| 9       | 4.2          | 4.7                  | 4.9              | 7.3               | 9.1           | 2.8          | 2.6                   |  |
| 10      | 4.1          | 5.2                  | 5.8              | 7.3               | 9.2           | 2.7          | 2.4                   |  |
| 11      | 4.0          | 4.6                  | 5.2              | 7.1               | 9.0           | 2.8          | 2.2                   |  |
| 12      | 4.0          | 4.2                  | 4.8              | 7.0               | 8.9           | 2.7          | 2.2                   |  |
| 2022. 1 | 3.8          | 4.2                  | 4.7              | 6.9               | 8.7           | 2.8          | 2.3                   |  |
| 2       | 3.7          | 4.0                  | 4.8              | 6.8               | 8.5           | 2.7          | 2.5                   |  |
| 3       | 3.8          | 3.9                  | 4.3              | 6.7               | 8.3           | 2.6          | 2.3                   |  |
| 4       | 3.8          | 3.9                  | 4.3              | 6.6               | 8.3           | 2.5          | 2.5                   |  |
| 5       | ...          | 3.9                  | 4.8              | 6.6               | 8.2           | 2.6          | 2.5                   |  |
| 6       | ...          | 3.5                  | 4.3              | 6.6               | 8.1           | 2.6          | 2.4                   |  |

|         | 캐나다<br>Canada | 튀르키예<br>Turkiye | 포르투갈<br>Portugal | 폴란드<br>Poland | 프랑스<br>France | 핀란드<br>Finland | 헝가리<br>Hungary |  |
|---------|---------------|-----------------|------------------|---------------|---------------|----------------|----------------|--|
| 2016    | 7.1           | 10.9            | 11.5             | 6.3           | 10.1          | 8.9            | 5.0            |  |
| 2017    | 6.4           | 10.9            | 9.2              | 5.0           | 9.4           | 8.8            | 4.1            |  |
| 2018    | 5.9           | 10.9            | 7.2              | 3.9           | 9.0           | 7.4            | 3.6            |  |
| 2019    | 5.7           | 13.7            | 6.7              | 3.3           | 8.4           | 6.7            | 3.3            |  |
| 2020    | 9.6           | 13.1            | 7.1              | 3.2           | 8.0           | 7.7            | 4.1            |  |
| 2021    | 7.5           | 12.0            | 6.6              | 3.4           | 7.9           | 7.7            | 4.1            |  |
| 2021. 1 | 9.4           | 12.6            | 7.1              | 3.6           | 8.0           | 8.3            | 4.5            |  |
| 2       | 8.3           | 13.2            | 7.0              | 3.7           | 8.1           | 8.0            | 4.5            |  |
| 3       | 7.5           | 12.8            | 6.8              | 3.8           | 8.2           | 7.6            | 4.0            |  |
| 4       | 8.0           | 13.5            | 7.0              | 3.7           | 8.3           | 8.6            | 4.1            |  |
| 5       | 8.0           | 13.1            | 7.0              | 3.6           | 8.2           | 8.3            | 4.2            |  |
| 6       | 7.6           | 10.9            | 6.7              | 3.4           | 8.1           | 7.5            | 4.1            |  |
| 7       | 7.4           | 11.5            | 6.4              | 3.3           | 7.9           | 7.8            | 4.1            |  |
| 8       | 7.1           | 11.7            | 6.2              | 3.2           | 7.8           | 7.1            | 4.1            |  |
| 9       | 7.0           | 11.4            | 6.2              | 3.1           | 7.6           | 7.7            | 3.5            |  |
| 10      | 6.8           | 11.2            | 6.3              | 3.1           | 7.5           | 6.6            | 3.9            |  |
| 11      | 6.1           | 11.2            | 6.3              | 3.1           | 7.4           | 6.8            | 3.8            |  |
| 12      | 6.0           | 11.2            | 5.9              | 3.0           | 7.4           | 7.2            | 3.7            |  |
| 2022. 1 | 6.5           | 11.2            | 5.9              | 2.8           | 7.3           | 7.0            | 3.7            |  |
| 2       | 5.5           | 10.7            | 5.8              | 2.8           | 7.3           | 6.5            | 3.7            |  |
| 3       | 5.3           | 11.0            | 5.9              | 2.8           | 7.3           | 6.4            | 3.2            |  |
| 4       | 5.2           | 10.9            | 5.9              | 2.8           | 7.2           | 6.2            | 3.3            |  |
| 5       | 5.1           | 10.6            | 6.0              | 2.7           | 7.2           | 6.2            | 3.5            |  |
| 6       | 4.9           | 10.3            | 6.1              | 2.7           | 7.2           | 6.7            | 3.0            |  |

## 6. 비농업 활동에서의 고용자 수 Paid Employment in Non-agricultural Activities

단위: 천 명

In thousand persons

|       | 대한민국<br>Korea              |                    | 뉴질랜드<br>New Zealand        |                    | 미국 <sup>1)</sup><br>U. S. A. |                    | 오스트레일리아<br>Australia       |                    | 일본<br>Japan                |                    | 칠레 <sup>2)</sup><br>Chile  |                    |
|-------|----------------------------|--------------------|----------------------------|--------------------|------------------------------|--------------------|----------------------------|--------------------|----------------------------|--------------------|----------------------------|--------------------|
|       | 총고용<br>Total<br>employment | 임금근로자<br>Employees | 총고용<br>Total<br>employment | 임금근로자<br>Employees | 총고용<br>Total<br>employment   | 임금근로자<br>Employees | 총고용<br>Total<br>employment | 임금근로자<br>Employees | 총고용<br>Total<br>employment | 임금근로자<br>Employees | 총고용<br>Total<br>employment | 임금근로자<br>Employees |
| 2018  | 25,585                     | ...                | 2,496                      | ...                | 153,100                      | 144,108            | 12,268                     | ...                | 63,884                     | 58,275             | 7,617                      | 5,615              |
| 2019  | 25,836                     | ...                | 2,538                      | ...                | 154,892                      | 146,059            | 12,564                     | ...                | 64,589                     | 58,977             | 7,738                      | 5,678              |
| 2020  | 25,579                     | ...                | 2,566                      | ...                | 145,214                      | 136,664            | 12,322                     | ...                | 63,420                     | 58,250             | 7,168                      | 5,587              |
| 2021  | 25,942                     | ...                | 2,626                      | ...                | 150,044                      | 140,766            | 12,800                     | ...                | 63,540                     | 58,430             | 7,706                      | 5,839              |
| 2021. |                            |                    |                            |                    |                              |                    |                            |                    |                            |                    |                            |                    |
| 5     | 26,115                     | ...                | ...                        | ...                | 149,231                      | 139,796            | 12,898                     | ...                | 63,300                     | 58,090             | 7,419                      | 5,697              |
| 6     | 26,162                     | ...                | 2,604                      | ...                | 149,696                      | 140,371            | ...                        | ...                | 63,700                     | 58,510             | 7,587                      | 5,767              |
| 7     | 26,194                     | ...                | ...                        | ...                | 150,992                      | 141,212            | ...                        | ...                | 63,750                     | 58,570             | 7,721                      | 5,844              |
| 8     | 26,149                     | ...                | ...                        | ...                | 150,569                      | 140,915            | 12,645                     | ...                | 63,560                     | 58,320             | 7,835                      | 5,892              |
| 9     | 26,232                     | ...                | 2,648                      | ...                | 151,521                      | 141,985            | ...                        | ...                | 63,650                     | 58,480             | 7,949                      | 5,954              |
| 10    | 26,266                     | ...                | ...                        | ...                | 152,299                      | 142,696            | ...                        | ...                | 63,610                     | 58,590             | 8,032                      | 6,006              |
| 11    | 26,424                     | ...                | ...                        | ...                | 153,348                      | 144,043            | 12,956                     | ...                | 63,530                     | 58,420             | 8,119                      | 6,068              |
| 12    | 26,148                     | ...                | 2,661                      | ...                | 153,237                      | 144,047            | ...                        | ...                | 63,680                     | 58,590             | 8,125                      | 6,116              |
| 2022. |                            |                    |                            |                    |                              |                    |                            |                    |                            |                    |                            |                    |
| 1     | 25,875                     | ...                | ...                        | ...                | 153,182                      | 144,315            | ...                        | ...                | 63,520                     | 58,450             | 8,176                      | 6,229              |
| 2     | 26,282                     | ...                | ...                        | ...                | 154,434                      | 145,396            | 13,180                     | ...                | 63,660                     | 58,730             | 8,215                      | 6,264              |
| 3     | 26,493                     | ...                | 2,657                      | ...                | 155,630                      | 146,420            | ...                        | ...                | 63,860                     | 58,980             | 8,273                      | 6,304              |
| 4     | 26,680                     | ...                | ...                        | ...                | 155,432                      | 146,374            | ...                        | ...                | 64,020                     | 59,110             | 8,312                      | 6,244              |
| 5     | 26,948                     | ...                | ...                        | ...                | 155,897                      | 146,438            | 13,308                     | ...                | 63,910                     | 58,850             | 8,319                      | 6,281              |
| 6     | ...                        | ...                | ...                        | ...                | 155,979                      | 146,561            | ...                        | ...                | 64,150                     | 59,010             | ...                        | ...                |

|       | 캐나다<br>Canada              |                    | 콜롬비아 <sup>2)</sup><br>Colombia |                    | 튀르키예<br>Turkiye            |                    | 페루 <sup>3)</sup><br>Peru   |                    | 푸에르토리코<br>Puerto Rico      |                    | 필리핀<br>Philippines         |                    |
|-------|----------------------------|--------------------|--------------------------------|--------------------|----------------------------|--------------------|----------------------------|--------------------|----------------------------|--------------------|----------------------------|--------------------|
|       | 총고용<br>Total<br>employment | 임금근로자<br>Employees | 총고용<br>Total<br>employment     | 임금근로자<br>Employees | 총고용<br>Total<br>employment | 임금근로자<br>Employees | 총고용<br>Total<br>employment | 임금근로자<br>Employees | 총고용<br>Total<br>employment | 임금근로자<br>Employees | 총고용<br>Total<br>employment | 임금근로자<br>Employees |
| 2018  | 18,380                     | 15,679             | 18,628                         | 9,756              | 23,437                     | 18,993             | 4,899                      | 2,976              | ...                        | 864                | 31,158                     | 22,794             |
| 2019  | 18,768                     | 16,021             | 18,664                         | 9,907              | 22,994                     | 18,674             | 4,915                      | 2,975              | ...                        | 881                | 32,730                     | 23,862             |
| 2020  | 17,778                     | 15,128             | 16,460                         | 8,517              | 22,099                     | 18,128             | 3,777                      | 2,309              | ...                        | 835                | 29,624                     | 21,691             |
| 2021  | 18,613                     | 16,076             | 17,438                         | 8,943              | ...                        | ...                | 4,527                      | 2,655              | ...                        | 875                | ...                        | ...                |
| 2021. |                            |                    |                                |                    |                            |                    |                            |                    |                            |                    |                            |                    |
| 5     | 18,444                     | 15,847             | 17,571                         | 9,064              | ...                        | ...                | 4,543                      | 2,649              | ...                        | 862                | ...                        | ...                |
| 6     | 18,889                     | 16,330             | 17,015                         | 8,858              | ...                        | ...                | 4,628                      | 2,704              | ...                        | 870                | ...                        | ...                |
| 7     | 18,872                     | 16,330             | 17,630                         | 9,309              | ...                        | ...                | 4,614                      | 2,721              | ...                        | 871                | 32,485                     | 24,139             |
| 8     | 18,919                     | 16,383             | 17,936                         | 9,084              | ...                        | ...                | 4,626                      | 2,724              | ...                        | 874                | ...                        | ...                |
| 9     | 18,966                     | 16,430             | 16,798                         | 8,748              | ...                        | ...                | 4,692                      | 2,777              | ...                        | 890                | ...                        | ...                |
| 10    | 18,978                     | 16,488             | 17,569                         | 8,881              | ...                        | ...                | 4,784                      | 2,826              | ...                        | 900                | ...                        | ...                |
| 11    | 19,084                     | 16,568             | 17,737                         | 8,901              | ...                        | ...                | 4,873                      | 2,915              | ...                        | 905                | ...                        | ...                |
| 12    | 19,077                     | 16,561             | 17,922                         | 9,059              | ...                        | ...                | 4,827                      | 2,868              | ...                        | 914                | ...                        | ...                |
| 2022. |                            |                    |                                |                    |                            |                    |                            |                    |                            |                    |                            |                    |
| 1     | 18,599                     | 16,068             | 17,732                         | 9,808              | ...                        | ...                | 4,841                      | 2,848              | ...                        | 896                | ...                        | ...                |
| 2     | 18,985                     | 16,494             | 18,553                         | 10,219             | ...                        | ...                | 4,909                      | 2,907              | ...                        | 906                | ...                        | ...                |
| 3     | 19,043                     | 16,528             | 18,352                         | 10,332             | ...                        | ...                | 5,033                      | 2,984              | ...                        | 909                | ...                        | ...                |
| 4     | 19,141                     | 16,593             | 18,877                         | 10,682             | ...                        | ...                | 5,095                      | 3,052              | ...                        | 912                | ...                        | ...                |
| 5     | 19,583                     | 17,001             | ...                            | ...                | ...                        | ...                | 5,067                      | 2,998              | ...                        | 913                | ...                        | ...                |
| 6     | 19,703                     | 17,184             | ...                            | ...                | ...                        | ...                | ...                        | ...                | ...                        | 912                | ...                        | ...                |

주: 1) 16세 이상

2) 3개월 이동 평균

3) 주요 도시 또는 대도시 지역

자료: UN 『Monthly Bulletin of Statistics』

## 7. 제조업에서의 고용자 수 Paid Employment in Manufacturing

단위: 천 명

In thousand persons

|         | 대한민국<br>Korea              |                    | 뉴질랜드<br>New Zealand        |                                  | 미국 <sup>2)</sup><br>U. S. A. |                    | 오스트레일리아<br>Australia       |                    | 일본<br>Japan                |                    |
|---------|----------------------------|--------------------|----------------------------|----------------------------------|------------------------------|--------------------|----------------------------|--------------------|----------------------------|--------------------|
|         | 총고용<br>Total<br>employment | 임금근로자<br>Employees | 총고용<br>Total<br>employment | 임금근로자 <sup>1)</sup><br>Employees | 총고용<br>Total<br>employment   | 임금근로자<br>Employees | 총고용<br>Total<br>employment | 임금근로자<br>Employees | 총고용<br>Total<br>employment | 임금근로자<br>Employees |
| 2018    | 4,510                      | 4,011              | 254                        | 175                              | 16,211                       | 15,654             | 934                        | ...                | 10,561                     | 10,104             |
| 2019    | 4,429                      | 3,967              | 246                        | ...                              | 16,414                       | 15,871             | 885                        | ...                | 10,607                     | 10,140             |
| 2020    | 4,376                      | 3,942              | 252                        | 195                              | 14,961                       | 14,475             | 865                        | ...                | 10,450                     | 10,030             |
| 2021    | 4,368                      | 3,938              | 244                        | 207                              | 15,119                       | 14,603             | 905                        | ...                | 10,370                     | 9,990              |
| 2021. 5 | 4,397                      | 3,962              | ...                        | ...                              | 14,877                       | 14,410             | 917                        | ...                | 10,270                     | 9,890              |
| 6       | ...                        | ...                | ...                        | ...                              | ...                          | ...                | ...                        | ...                | ...                        | ...                |
| 7       | 4,343                      | 3,912              | ...                        | ...                              | 15,116                       | 14,509             | ...                        | ...                | 10,510                     | 10,130             |
| 8       | 4,289                      | 3,865              | ...                        | ...                              | 15,072                       | 14,549             | 952                        | ...                | 10,410                     | 10,040             |
| 9       | 4,298                      | 3,879              | 242                        | 206                              | 15,376                       | 14,802             | ...                        | ...                | 10,210                     | 9,860              |
| 10      | 4,324                      | 3,899              | ...                        | ...                              | 15,611                       | 15,055             | ...                        | ...                | 10,360                     | 10,000             |
| 11      | 4,402                      | 3,955              | ...                        | ...                              | 15,644                       | 15,087             | 861                        | ...                | 10,220                     | 9,810              |
| 12      | 4,403                      | 3,965              | 241                        | 213                              | 15,848                       | 15,226             | ...                        | ...                | 10,510                     | 10,110             |
| 2022. 1 | 4,466                      | 4,032              | ...                        | ...                              | 15,671                       | 15,059             | ...                        | ...                | 10,570                     | 10,180             |
| 2       | 4,450                      | 4,031              | ...                        | ...                              | 16,025                       | 15,448             | 850                        | ...                | 10,400                     | 10,030             |
| 3       | 4,512                      | 4,093              | 256                        | 217                              | 15,990                       | 15,318             | ...                        | ...                | 10,530                     | 10,150             |
| 4       | 4,518                      | 4,106              | ...                        | ...                              | 15,980                       | 15,400             | ...                        | ...                | 10,270                     | 9,970              |
| 5       | 4,504                      | 4,089              | ...                        | ...                              | 15,484                       | 14,957             | 836                        | ...                | 10,260                     | 9,930              |
| 6       | ...                        | ...                | ...                        | ...                              | 15,877                       | 15,322             | ...                        | ...                | 10,450                     | 10,090             |

|         | 칠레 <sup>3)</sup><br>Chile  |                    | 캐나다<br>Canada              |                    | 콜롬비아<br>Colombia           |                    | 튀르키예<br>Turkiye            |                    | 페루 <sup>3)4)</sup><br>Peru |                    | 필리핀<br>Philippines         |                    |
|---------|----------------------------|--------------------|----------------------------|--------------------|----------------------------|--------------------|----------------------------|--------------------|----------------------------|--------------------|----------------------------|--------------------|
|         | 총고용<br>Total<br>employment | 임금근로자<br>Employees | 총고용<br>Total<br>employment | 임금근로자<br>Employees | 총고용<br>Total<br>employment | 임금근로자<br>Employees | 총고용<br>Total<br>employment | 임금근로자<br>Employees | 총고용<br>Total<br>employment | 임금근로자<br>Employees | 총고용<br>Total<br>employment | 임금근로자<br>Employees |
| 2018    | 868                        | 627                | 1,727                      | 1,652              | 2,752                      | 1,525              | 5,228                      | 4,521              | 693                        | 477                | 3,625                      | 2,930              |
| 2019    | 838                        | 593                | 1,732                      | 1,663              | 2,613                      | 1,442              | 5,152                      | 4,459              | 673                        | 462                | 3,618                      | 2,953              |
| 2020    | 776                        | 586                | 1,657                      | 1,580              | 2,180                      | 1,311              | 5,071                      | 4,414              | 506                        | 351                | 3,184                      | 2,649              |
| 2021    | 820                        | 613                | 1,734                      | 1,661              | 2,244                      | 1,351              | ...                        | ...                | 636                        | 439                | ...                        | ...                |
| 2021. 5 | 813                        | 606                | 1,743                      | 1,674              | 2,145                      | 1,286              | ...                        | ...                | 616                        | 395                | ...                        | ...                |
| 6       | ...                        | ...                | ...                        | ...                | ...                        | ...                | ...                        | ...                | ...                        | ...                | ...                        | ...                |
| 7       | 815                        | 610                | 1,756                      | 1,677              | 2,190                      | 1,352              | ...                        | ...                | 646                        | 439                | 3,528                      | 2,913              |
| 8       | 827                        | 625                | 1,744                      | 1,671              | 2,130                      | 1,268              | ...                        | ...                | 634                        | 439                | ...                        | ...                |
| 9       | 829                        | 615                | 1,737                      | 1,662              | 2,206                      | 1,366              | ...                        | ...                | 655                        | 463                | ...                        | ...                |
| 10      | 851                        | 627                | 1,718                      | 1,646              | 2,505                      | 1,455              | ...                        | ...                | 709                        | 511                | ...                        | ...                |
| 11      | 858                        | 641                | 1,747                      | 1,669              | 2,430                      | 1,402              | ...                        | ...                | 767                        | 559                | ...                        | ...                |
| 12      | 853                        | 641                | 1,752                      | 1,678              | 2,281                      | 1,358              | ...                        | ...                | 730                        | 514                | ...                        | ...                |
| 2022. 1 | 860                        | 656                | 1,719                      | 1,639              | 2,069                      | 1,251              | ...                        | ...                | 685                        | 473                | ...                        | ...                |
| 2       | 867                        | 647                | 1,725                      | 1,652              | 2,334                      | 1,411              | ...                        | ...                | 663                        | 460                | ...                        | ...                |
| 3       | 879                        | 654                | 1,728                      | 1,660              | 2,406                      | 1,450              | ...                        | ...                | 692                        | 485                | ...                        | ...                |
| 4       | 878                        | 646                | 1,750                      | 1,688              | 2,382                      | 1,482              | ...                        | ...                | 726                        | 493                | ...                        | ...                |
| 5       | 888                        | 656                | 1,742                      | 1,678              | ...                        | ...                | ...                        | ...                | 690                        | 456                | ...                        | ...                |
| 6       | ...                        | ...                | 1,777                      | 1,717              | ...                        | ...                | ...                        | ...                | ...                        | ...                | ...                        | ...                |

주: 1) 전일제 근로자

2) 16세 이상

3) 3개월 이동 평균

4) 주요 도시 또는 대도시 지역

자료: UN 『Monthly Bulletin of Statistics』



## II. 에너지 ENERGY

|                  |    |
|------------------|----|
| 1. 공용 전력생산 ..... | 20 |
| 2. 전력 생산 .....   | 21 |
| 3. 무연탄 생산 .....  | 22 |
| 4. 갈탄 생산량 .....  | 24 |
| 5. 천연가스 생산 ..... | 26 |
| 6. 원유 생산량 .....  | 28 |

# 1. 공용 전력생산 1)

## Gross Production of Electricity for Public Use

단위: 백만 kWh

In million kWh

|         | 대한민국<br>Korea, Rep. of | 방글라데시<br>Bangladesh | 베트남<br>Viet Nam | 싱가포르<br>Singapore | 아르메니아<br>Armenia |
|---------|------------------------|---------------------|-----------------|-------------------|------------------|
| 2017    | 46,095                 | 4,726               | 16,183          | 4,352             | 647              |
| 2018    | 47,481                 | ...                 | 17,317          | 4,409             | 648              |
| 2019    | 46,881                 | 5,925               | 18,938          | 4,512             | 636              |
| 2020    | 46,089                 | 5,976               | 19,425          | ...               | ...              |
| 2021    | 48,115                 | 6,750               | 20,608          | ...               | ...              |
| 2021. 1 | 53,390                 | 5,262               | 19,600          | ...               | 742              |
| 2       | 45,163                 | 5,008               | 16,900          | ...               | 634              |
| 3       | 47,380                 | 6,976               | 20,700          | ...               | 736              |
| 4       | 43,738                 | 7,583               | 20,900          | ...               | 640              |
| 5       | 44,375                 | 7,316               | 22,500          | ...               | 557              |
| 6       | 45,508                 | 7,331               | 23,200          | ...               | ...              |
| 7       | 54,202                 | 7,232               | 23,700          | ...               | 632              |
| 8       | 51,849                 | 7,901               | 21,000          | ...               | 576              |
| 9       | 45,438                 | 7,895               | 18,200          | ...               | 550              |
| 10      | 45,809                 | 7,646               | 20,100          | ...               | 582              |
| 11      | 46,979                 | 5,534               | 19,900          | ...               | 685              |
| 12      | 53,549                 | 5,310               | 20,600          | ...               | 827              |
| 2022. 1 | 55,022                 | ...                 | 20,300          | ...               | 885              |
| 2       | 48,709                 | ...                 | 16,600          | ...               | 794              |
| 3       | 49,637                 | ...                 | 22,000          | ...               | 786              |
| 4       | 44,765                 | ...                 | 21,600          | ...               | 677              |
| 5       | 45,356                 | ...                 | ...             | ...               | 603              |

|         | 아일랜드 <sup>2)</sup><br>Ireland | 에스토니아<br>Estonia | 영국<br>U.K. | 중국 <sup>3)</sup><br>China | 파키스탄<br>Pakistan |
|---------|-------------------------------|------------------|------------|---------------------------|------------------|
| 2017    | 2,393                         | 1,086            | 23,978     | 521,224                   | ...              |
| 2018    | 2,398                         | 1,027            | 23,446     | 560,008                   | ...              |
| 2019    | 2,326                         | 628              | 22,422     | 590,458                   | ...              |
| 2020    | 2,459                         | 469              | 21,276     | 614,303                   | ...              |
| 2021    | 2,466                         | 608              | 21,220     | 670,535                   | ...              |
| 2021. 1 | 2,820                         | 668              | 25,924     | 621,385                   | ...              |
| 2       | 2,573                         | 682              | 21,995     | 621,385                   | 8,247            |
| 3       | 2,572                         | 468              | 22,769     | 657,900                   | ...              |
| 4       | 2,292                         | 462              | 20,987     | 623,010                   | ...              |
| 5       | 2,221                         | 425              | 20,149     | 647,840                   | 14,229           |
| 6       | 2,193                         | 506              | 17,938     | 686,050                   | 15,574           |
| 7       | 2,055                         | 547              | 18,281     | 758,620                   | 17,607           |
| 8       | 2,301                         | 486              | 17,808     | 738,350                   | 17,840           |
| 9       | 2,310                         | 647              | 18,874     | 675,120                   | ...              |
| 10      | 2,542                         | 683              | 21,104     | 639,350                   | 13,032           |
| 11      | 2,741                         | 762              | 23,857     | 654,040                   | 9,852            |
| 12      | 2,976                         | 961              | 24,951     | 723,370                   | 9,966            |
| 2022. 1 | 2,910                         | 819              | 25,779     | 657,030                   | 9,860            |
| 2       | 2,782                         | 589              | 21,450     | 657,030                   | 9,198            |
| 3       | 2,766                         | 876              | 22,649     | 670,170                   | ...              |
| 4       | 2,516                         | 591              | 21,463     | ...                       | ...              |
| 5       | 2,530                         | 800              | ...        | ...                       | ...              |

주: 1) 연간자료는 연평균 또는 기준월 수치임      2) 순 생산량

3) 1월과 2월 자료는 그 2달 동안의 평균 생산량을 반영함

자료: UN 『Monthly Bulletin of Statistics』

## 2. 전력 생산<sup>1)</sup> Production of Electricity

단위: 백만 kWh

In million kWh

|          | 대한민국<br>Korea, Rep. of | 덴마크<br>Denmark | 독 일<br>Germany | 멕시코<br>Mexico | 미 국 <sup>2)</sup><br>U.S.A. | 불가리아<br>Bulgaria | 스페인<br>Spain | 아이슬란드<br>Iceland |
|----------|------------------------|----------------|----------------|---------------|-----------------------------|------------------|--------------|------------------|
| 2016     | 540,441                | 2,411          | 36,036         | 21,927        | 339,723                     | ...              | 22,597       | 1,517            |
| 2017     | 553,530                | 2,455          | 33,938         | 24,109        | 336,189                     | 3,784            | 21,881       | 1,581            |
| 2018     | 570,647                | 2,409          | 32,293         | 27,136        | 348,190                     | 3,824            | 21,756       | 1,626            |
| 2019     | 563,040                | 2,371          | 27,788         | 26,657        | 344,052                     | 3,677            | 21,899       | 1,584            |
| 2020     | 552,162                | 2,326          | 24,064         | 23,807        | 334,038                     | 3,351            | 21,117       | 1,588            |
| 2021     | 576,809                | 2,653          | ...            | 28,481        | 342,962                     | 3,974            | 21,779       | 1,618            |
| 2020. 12 | 51,600                 | 2,744          | 30,726         | 23,393        | 344,346                     | 3,888            | 23,829       | 1,663            |
| 2021. 1  | 53,095                 | 3,112          | 33,150         | 24,007        | 350,796                     | 4,156            | 24,454       | 1,661            |
| 2        | 44,974                 | 3,234          | 26,954         | 21,506        | 326,223                     | 3,758            | 21,207       | 1,490            |
| 3        | 47,193                 | 3,093          | 27,429         | 25,573        | 312,285                     | 4,268            | 22,180       | 1,662            |
| 4        | 43,637                 | 2,815          | 24,479         | 29,491        | 292,504                     | 3,868            | 20,036       | 1,580            |
| 5        | 44,305                 | 2,156          | 20,350         | 32,081        | 318,859                     | 3,342            | 20,565       | 1,654            |
| 6        | 45,788                 | 1,820          | 23,357         | 32,778        | 373,754                     | 3,225            | 20,000       | 1,527            |
| 7        | 54,145                 | 1,788          | 23,163         | 31,823        | 404,749                     | 3,835            | 22,499       | 1,581            |
| 8        | 51,796                 | 2,150          | 22,719         | 31,941        | 413,353                     | 3,864            | 21,725       | 1,593            |
| 9        | 45,410                 | 2,159          | ...            | 29,919        | 348,201                     | 4,010            | 21,568       | 1,585            |
| 10       | 46,147                 | 2,901          | 26,098         | 29,533        | 319,638                     | 3,930            | 20,603       | 1,674            |
| 11       | 46,885                 | 3,171          | 31,848         | 26,292        | 315,495                     | 4,416            | 22,979       | 1,693            |
| 12       | 53,374                 | 3,436          | 31,812         | 26,824        | 339,684                     | 5,013            | 23,533       | 1,721            |
| 2022. 1  | 54,792                 | 4,062          | 28,973         | 26,353        | 378,967                     | 5,168            | 24,288       | 1,670            |
| 2        | 48,488                 | 3,999          | 21,849         | 22,837        | 327,767                     | 4,486            | 21,082       | 1,479            |
| 3        | 49,659                 | 3,605          | 29,341         | ...           | 325,952                     | 5,144            | 22,723       | 1,585            |
| 4        | 44,814                 | 2,857          | 22,727         | 27,321        | 304,349                     | 4,119            | 21,736       | 1,605            |
| 5        | 46,181                 | 2,134          | ...            | ...           | ...                         | 3,624            | ...          | ...              |

|          | 이탈리아<br>Italy | 일 본<br>Japan | 칠 레<br>Chile | 캐나다 <sup>2)</sup><br>Canada | 튀르키예<br>Turkiye | 폴란드<br>Poland | 핀란드 <sup>2)</sup><br>Finland | 헝가리<br>Hungary |
|----------|---------------|--------------|--------------|-----------------------------|-----------------|---------------|------------------------------|----------------|
| 2016     | 23,870        | 72,109       | 6,113        | 53,858                      | 22,601          | 13,840        | 5,502                        | 2,093          |
| 2017     | 23,720        | 75,768       | 6,178        | 54,115                      | ...             | 14,161        | 5,407                        | 2,089          |
| 2018     | 23,392        | 75,399       | 6,303        | 53,456                      | ...             | 14,183        | 5,619                        | 1,985          |
| 2019     | 23,570        | 72,595       | 6,424        | 53,366                      | 25,065          | 13,663        | 5,505                        | 2,047          |
| 2020     | 22,763        | 70,228       | 6,475        | 52,959                      | 25,599          | 13,076        | 5,484                        | 2,048          |
| 2021     | 23,228        | 71,138       | 6,787        | 52,304                      | ...             | 14,910        | 5,697                        | 1,961          |
| 2020. 12 | 22,897        | 81,551       | 6,867        | 61,263                      | 27,552          | 14,937        | 6,350                        | 2,222          |
| 2021. 1  | 23,950        | 86,460       | 6,762        | 61,728                      | 27,262          | 15,825        | 6,875                        | 2,282          |
| 2        | 20,697        | 72,010       | 6,170        | 57,162                      | 24,640          | 14,172        | 6,517                        | 1,901          |
| 3        | 22,653        | 70,402       | 6,975        | 56,657                      | 27,876          | 14,669        | 6,755                        | 2,103          |
| 4        | 21,601        | 61,513       | 6,516        | 48,555                      | 25,956          | 13,913        | 5,716                        | 1,959          |
| 5        | 21,248        | 61,278       | 6,877        | 48,110                      | 25,411          | 13,529        | 5,084                        | 1,696          |
| 6        | 23,958        | 64,703       | 6,781        | 48,940                      | 27,136          | 13,685        | 4,290                        | 2,049          |
| 7        | 25,954        | 77,231       | 7,137        | 49,932                      | 31,270          | 14,680        | 4,395                        | 2,029          |
| 8        | 23,132        | 78,159       | 7,047        | 50,333                      | 33,050          | 14,490        | 4,587                        | 1,796          |
| 9        | 23,037        | 67,268       | 6,531        | 45,813                      | ...             | 15,216        | 4,764                        | 1,820          |
| 10       | 22,475        | 66,710       | 6,799        | 48,242                      | 26,345          | 15,523        | 6,004                        | 1,904          |
| 11       | 24,567        | 67,221       | 6,715        | 51,705                      | 26,724          | 16,001        | 6,217                        | 1,897          |
| 12       | 25,465        | 80,702       | 7,133        | 60,476                      | 29,013          | 17,213        | 7,160                        | 2,097          |
| 2022. 1  | 25,098        | 87,476       | 7,080        | 65,052                      | 28,520          | 16,529        | 6,663                        | 2,334          |
| 2        | 22,202        | 78,961       | 6,527        | 56,207                      | 25,622          | 14,786        | 5,909                        | 1,726          |
| 3        | 24,120        | 72,020       | 7,136        | 56,654                      | 28,524          | 16,326        | 6,419                        | 2,179          |
| 4        | 20,719        | ...          | 6,667        | 50,159                      | 25,915          | 14,871        | ...                          | 1,860          |
| 5        | ...           | ...          | ...          | ...                         | 25,340          | 14,133        | ...                          | 1,772          |

주: 1) 외국의 연간자료는 연평균 또는 기준월 수치임    2) 순 생산량  
 자료: 한국전력공사 『전력통계월보』, UN 『Monthly Bulletin of Statistics』

### 3. 무연탄 생산 <sup>1)</sup>

#### Hard Coal Production

단위: 천 M/T

In thousand metric tons

|          | 대한민국 <sup>2)</sup><br>Korea, Rep. of | 남아프리카공화국<br>South Africa | 독 일<br>Germany | 러시아<br>Russia | 루마니아<br>Rumania |
|----------|--------------------------------------|--------------------------|----------------|---------------|-----------------|
| 2016     | 144                                  | ...                      | 321            | 25,974        | 86              |
| 2017     | 124                                  | ...                      | 306            | 27,872        | 63              |
| 2018     | 100                                  | 21,027                   | ...            | 29,860        | 44              |
| 2019     | 90                                   | 20,885                   | ...            | 29,797        | 34              |
| 2020     | 85                                   | 20,644                   | ...            | 27,080        | 36              |
| 2021     | 75                                   | ...                      | ...            | 29,755        | 21              |
| 2020. 12 | 82                                   | 16,186                   | ...            | 28,543        | 31              |
| 2021. 1  | 77                                   | 17,328                   | ...            | 27,297        | 31              |
| 2        | 63                                   | 17,355                   | ...            | 28,710        | 23              |
| 3        | 82                                   | 20,412                   | ...            | 31,693        | 30              |
| 4        | 89                                   | 19,186                   | ...            | 29,600        | 26              |
| 5        | 70                                   | ...                      | ...            | 28,858        | 19              |
| 6        | 82                                   | ...                      | ...            | 27,931        | 17              |
| 7        | 79                                   | ...                      | ...            | 29,491        | 15              |
| 8        | 61                                   | 19,897                   | ...            | 29,843        | 16              |
| 9        | 63                                   | 19,393                   | ...            | 30,004        | 19              |
| 10       | 75                                   | 19,481                   | ...            | 31,761        | 19              |
| 11       | 80                                   | 18,732                   | ...            | 31,299        | 18              |
| 12       | 77                                   | 14,526                   | ...            | 30,577        | 18              |
| 2022. 1  | 72                                   | 16,815                   | ...            | 27,992        | 14              |
| 2        | 60                                   | ...                      | ...            | 28,465        | 18              |
| 3        | 76                                   | ...                      | ...            | 29,485        | 21              |
| 4        | 76                                   | ...                      | ...            | 27,639        | 16              |
| 5        | 72                                   | ...                      | ...            | 27,018        | 18              |

|          | 멕시코<br>Mexico | 미 국 <sup>4)</sup><br>U.S.A. | 베트남<br>Viet Nam | 스페인<br>Spain | 세르비아<br>Serbia |
|----------|---------------|-----------------------------|-----------------|--------------|----------------|
| 2016     | 647           | 55,063                      | 3,477           | 86           | 9              |
| 2017     | 595           | 58,559                      | 3,365           | 44           | 6              |
| 2018     | 620           | 56,979                      | 3,447           | 44           | 8              |
| 2019     | 584           | 53,317                      | ...             | ...          | 8              |
| 2020     | 410           | 40,390                      | 3,976           | ...          | 2              |
| 2021     | 394           | 43,670                      | 4,199           | ...          | 3              |
| 2020. 12 | 459           | 40,645                      | 3,561           | ...          | 2              |
| 2021. 1  | 417           | 43,997                      | 3,529           | ...          | 1              |
| 2        | 486           | 37,030                      | 3,216           | ...          | 2              |
| 3        | 433           | 46,103                      | 4,953           | ...          | 2              |
| 4        | 391           | 41,091                      | 4,699           | ...          | ...            |
| 5        | 396           | 44,096                      | 4,429           | ...          | ...            |
| 6        | 385           | 44,246                      | 4,146           | ...          | ...            |
| 7        | 376           | 43,977                      | 4,304           | ...          | ...            |
| 8        | 374           | 45,398                      | 3,968           | ...          | ...            |
| 9        | 361           | 45,145                      | 4,354           | ...          | 2              |
| 10       | 365           | 44,471                      | 4,268           | ...          | 4              |
| 11       | 383           | 44,354                      | 4,220           | ...          | 5              |
| 12       | 365           | 44,128                      | 4,306           | ...          | 3              |
| 2022. 1  | 364           | 45,160                      | 4,003           | ...          | 3              |
| 2        | 357           | 43,339                      | 3,315           | ...          | 4              |
| 3        | 386           | 46,664                      | 4,619           | ...          | 4              |
| 4        | 395           | 41,273                      | 5,003           | ...          | 6              |
| 5        | ...           | 43,950                      | ...             | ...          | 7              |

주: 1) 이 자료는 무연탄 및 역청탄의 모든 등급을 말하며, 별도로 명시하지 않는 한 갈탄 및 아역청탄을 제외한다.  
연평균 수치는 월별 자료와 에너지통계연감으로부터 산출된다.

2) 2021년부터 잠정치 자료임 3) 역청탄, 아역청탄은 갈탄에 포함됨 4) 갈탄 포함

5) 현탁액 포함

자료: 에너지경제연구원 『에너지통계월보』, UN 『Monthly Bulletin of Statistics』

### 3. 무연탄 생산(계속) <sup>1)</sup> Hard Coal Production (Cont'd)

단위: 천 M/T

In thousand metric tons

|          | 영 국 <sup>5)</sup><br>United Kingdom | 오스트레일리아<br>Australia | 우크라이나 <sup>4)</sup><br>Ukraine | 체 코<br>Czech Republic | 칠 레<br>Chile |
|----------|-------------------------------------|----------------------|--------------------------------|-----------------------|--------------|
| 2016     | 348                                 | 47,259               | 2,460                          | 565                   | 208          |
| 2017     | 253                                 | 46,601               | 2,066                          | 456                   | 207          |
| 2018     | 229                                 | 48,665               | 2,179                          | 374                   | 191          |
| 2019     | 216                                 | 49,165               | 2,129                          | 286                   | 134          |
| 2020     | 139                                 | 45,160               | 1,854                          | 179                   | ...          |
| 2021     | 87                                  | 46,441               | 1,918                          | 182                   | ...          |
| 2020. 12 | 83                                  | ...                  | 1,970                          | 320                   | 1            |
| 2021. 1  | 80                                  | ...                  | 1,920                          | 338                   | ...          |
| 2        | 77                                  | ...                  | 1,842                          | 315                   | 2            |
| 3        | 103                                 | ...                  | 2,063                          | 210                   | 2            |
| 4        | 122                                 | ...                  | 1,943                          | 134                   | ...          |
| 5        | 135                                 | ...                  | 1,960                          | 219                   | ...          |
| 6        | 101                                 | ...                  | 1,928                          | 170                   | 2            |
| 7        | 78                                  | ...                  | 1,905                          | 90                    | 2            |
| 8        | 83                                  | ...                  | 1,769                          | 117                   | 2            |
| 9        | 85                                  | ...                  | 1,711                          | 112                   | 1            |
| 10       | 56                                  | ...                  | 1,890                          | 182                   | 2            |
| 11       | 75                                  | ...                  | 1,977                          | 152                   | 2            |
| 12       | 52                                  | ...                  | 2,105                          | 140                   | 1            |
| 2022. 1  | 65                                  | ...                  | 2,106                          | 154                   | 2            |
| 2        | 53                                  | ...                  | ...                            | 145                   | 2            |
| 3        | 79                                  | ...                  | ...                            | 130                   | 2            |
| 4        | 64                                  | ...                  | ...                            | 99                    | 2            |
| 5        | ...                                 | ...                  | ...                            | 88                    | ...          |

|          | 캐나다 <sup>3)</sup><br>Canada | 타지키스탄<br>Tajikistan | 튀르키예<br>Turkiye | 파키스탄<br>Pakistan | 폴란드<br>Poland |
|----------|-----------------------------|---------------------|-----------------|------------------|---------------|
| 2016     | ...                         | 108                 | 159             | ...              | 5,882         |
| 2017     | ...                         | 150                 | ...             | ...              | 5,484         |
| 2018     | 2,704                       | 155                 | ...             | ...              | 5,307         |
| 2019     | 2,579                       | 166                 | 149             | ...              | 5,155         |
| 2020     | 2,252                       | 169                 | 136             | ...              | 4,542         |
| 2021     | 2,490                       | 172                 | ...             | ...              | 4,599         |
| 2020. 12 | 2,632                       | 103                 | 179             | ...              | 4,978         |
| 2021. 1  | 2,569                       | 64                  | 143             | ...              | 4,449         |
| 2        | 2,267                       | 83                  | 138             | 712              | 4,606         |
| 3        | 3,011                       | 105                 | 175             | ...              | 5,257         |
| 4        | 2,780                       | 130                 | 150             | ...              | 4,601         |
| 5        | 2,636                       | 146                 | 103             | 467              | 4,416         |
| 6        | 2,533                       | 224                 | 143             | 380              | 4,451         |
| 7        | 1,921                       | 225                 | 111             | 553              | 4,382         |
| 8        | 2,710                       | 275                 | 135             | 347              | 4,286         |
| 9        | 2,699                       | 312                 | ...             | ...              | 4,532         |
| 10       | 2,886                       | 211                 | 147             | 625              | 4,741         |
| 11       | 1,841                       | 117                 | 159             | 671              | 4,652         |
| 12       | 2,031                       | 177                 | 162             | 847              | 4,813         |
| 2022. 1  | 1,868                       | 64                  | 146             | 836              | 4,389         |
| 2        | 2,264                       | 83                  | 228             | 721              | 4,494         |
| 3        | 2,327                       | 130                 | 313             | ...              | 5,507         |
| 4        | 2,422                       | 152                 | 353             | ...              | 4,715         |
| 5        | ...                         | 131                 | 184             | ...              | 4,503         |

## 4. 갈탄 생산량 <sup>1)</sup>

### Brown Coal Production

단위: 천 M/T

In thousand metric tons

|          | 그리스<br>Greece | 독 일<br>Germany | 러시아<br>Russia | 루마니아<br>Romania |
|----------|---------------|----------------|---------------|-----------------|
| 2016     | 2,688         | 14,299         | 6,144         | 1,829           |
| 2017     | 3,115         | 14,274         | 6,301         | 2,077           |
| 2018     | 3,012         | 13,855         | 6,781         | 1,926           |
| 2019     | 2,257         | 10,943         | 6,824         | 1,770           |
| 2020     | 1,154         | 8,948          | 6,110         | 1,214           |
| 2021     | 1,025         | 10,534         | 6,272         | 1,457           |
| 2020. 12 | 1,696         | 11,279         | 8,053         | 1,229           |
| 2021. 1  | 1,026         | 12,235         | 7,061         | 1,263           |
| 2        | 1,210         | 9,417          | 6,868         | 1,307           |
| 3        | 1,500         | 9,851          | 6,574         | 1,385           |
| 4        | 722           | 8,804          | 5,320         | 1,588           |
| 5        | 643           | 7,562          | 5,345         | 1,433           |
| 6        | 774           | 10,372         | 4,866         | 1,369           |
| 7        | 788           | 9,809          | 5,060         | 1,557           |
| 8        | 1,229         | 9,871          | 5,068         | 1,649           |
| 9        | 1,325         | 11,803         | 5,894         | 1,569           |
| 10       | 1,055         | 11,620         | 7,255         | 1,565           |
| 11       | 1,006         | 12,077         | 7,834         | 1,475           |
| 12       | 1,021         | 12,982         | 8,114         | 1,323           |
| 2022. 1  | 1,034         | 11,172         | 7,293         | 1,359           |
| 2        | 1,271         | 8,820          | 7,438         | 1,285           |
| 3        | 953           | 12,016         | 7,574         | 1,429           |
| 4        | 1,140         | 10,829         | 6,486         | 1,426           |
| 5        | ...           | 10,408         | 5,924         | 1,477           |

|          | 북마케도니아<br>North Macedonia | 불가리아<br>Bulgaria | 세르비아<br>Serbia |
|----------|---------------------------|------------------|----------------|
| 2016     | 425                       | ...              | 3,191          |
| 2017     | 417                       | 2,911            | 3,308          |
| 2018     | 413                       | 2,524            | 3,128          |
| 2019     | 419                       | 2,331            | 3,231          |
| 2020     | 378                       | 1,856            | 3,300          |
| 2021     | ...                       | 2,357            | 3,033          |
| 2020. 12 | 439                       | 2,209            | 3,759          |
| 2021. 1  | 369                       | 1,813            | 3,543          |
| 2        | ...                       | 1,947            | 3,401          |
| 3        | 396                       | 2,002            | 3,556          |
| 4        | 461                       | 1,839            | 3,240          |
| 5        | 283                       | 2,386            | 2,009          |
| 6        | 306                       | 993              | 2,303          |
| 7        | 333                       | 1,974            | 3,106          |
| 8        | 457                       | 2,568            | 3,330          |
| 9        | 533                       | 2,840            | 2,958          |
| 10       | 339                       | 3,458            | 3,143          |
| 11       | ...                       | 3,234            | 2,932          |
| 12       | ...                       | 3,235            | 2,869          |
| 2022. 1  | ...                       | 3,608            | 2,870          |
| 2        | ...                       | 3,293            | 2,706          |
| 3        | ...                       | 3,580            | 3,369          |
| 4        | ...                       | 2,583            | 2,937          |
| 5        | ...                       | 2,785            | 2,137          |

주: 1) 이 자료는 갈탄을 말하며, 연평균 수치는 월별 자료와 에너지통계연감으로부터 산출된다.

2) 아역청탄 포함

자료: UN 『Monthly Bulletin of Statistics』

### 4. 갈탄 생산량(계속) <sup>1)</sup> Brown Coal Production (Cont'd)

단위: 천 M/T

In thousand metric tons

|          | 슬로베니아<br>Slovenia | 에스토니아<br>Estonia | 체코<br>Czech Republic |
|----------|-------------------|------------------|----------------------|
| 2016     | 279               | ...              | 3,211                |
| 2017     | 280               | 1,667            | 3,287                |
| 2018     | 268               | 1,823            | 3,268                |
| 2019     | 262               | 1,308            | 3,122                |
| 2020     | 265               | 999              | 2,458                |
| 2021     | 218               | ...              | 2,440                |
| 2020. 12 | 165               | 1,095            | 2,773                |
| 2021. 1  | 118               | 994              | 2,860                |
| 2        | 243               | 1,483            | 2,474                |
| 3        | 309               | 1,134            | 2,675                |
| 4        | 149               | 1,064            | 2,132                |
| 5        | 281               | 910              | 1,729                |
| 6        | 348               | 819              | 1,748                |
| 7        | 154               | 841              | 2,105                |
| 8        | 62                | 905              | 2,158                |
| 9        | 75                | 936              | 2,313                |
| 10       | 276               | 1,034            | 2,945                |
| 11       | 299               | 1,041            | 3,082                |
| 12       | 297               | ...              | 3,058                |
| 2022. 1  | 259               | ...              | 3,161                |
| 2        | 287               | ...              | 2,874                |
| 3        | 341               | 1,105            | 2,983                |
| 4        | 219               | 1,068            | 2,503                |
| 5        | ...               | 1,049            | 2,310                |

|          | 캐나다 <sup>2)</sup><br>Canada | 태국<br>Thailand | 튀르키예<br>Turkiye | 폴란드<br>Poland |
|----------|-----------------------------|----------------|-----------------|---------------|
| 2016     | ...                         | 1,415          | 4,751           | 5,021         |
| 2017     | ...                         | ...            | ...             | 5,097         |
| 2018     | 1,208                       | ...            | ...             | 4,881         |
| 2019     | 1,128                       | ...            | 7,118           | 4,195         |
| 2020     | 1,124                       | ...            | 5,702           | 3,832         |
| 2021     | 994                         | ...            | ...             | 4,333         |
| 2020. 12 | 1,194                       | ...            | 6,217           | 3,740         |
| 2021. 1  | 1,012                       | ...            | 6,131           | 4,459         |
| 2        | 1,100                       | ...            | 5,861           | 3,918         |
| 3        | 973                         | ...            | 5,862           | 3,923         |
| 4        | 1,051                       | ...            | 5,699           | 4,194         |
| 5        | 1,011                       | ...            | 6,273           | 3,907         |
| 6        | 1,029                       | ...            | 6,842           | 4,209         |
| 7        | 1,069                       | ...            | 5,664           | 4,466         |
| 8        | 929                         | ...            | 7,165           | 4,802         |
| 9        | 842                         | ...            | ...             | 4,409         |
| 10       | 902                         | ...            | 7,171           | 3,878         |
| 11       | 939                         | ...            | 6,813           | 4,285         |
| 12       | 1,068                       | ...            | 6,772           | 5,546         |
| 2022. 1  | 922                         | ...            | 6,893           | 5,047         |
| 2        | 718                         | ...            | 6,376           | 3,871         |
| 3        | 625                         | ...            | 7,815           | 4,913         |
| 4        | 630                         | ...            | 6,868           | 4,279         |
| 5        | ...                         | ...            | 6,838           | 4,640         |

## 5. 천연가스 생산 <sup>1)</sup>

### Natural Gas Production

단위: Terajoules

In terajoules

|                          | 네덜란드<br>Netherlands | 노르웨이<br>Norway | 덴마크<br>Denmark | 독일<br>Germany | 러시아<br>Russian Federation | 루마니아<br>Romania | 필리핀<br>Philippines |
|--------------------------|---------------------|----------------|----------------|---------------|---------------------------|-----------------|--------------------|
| 발열량(KJ/ m <sup>3</sup> ) | 33,320              | 42,091         | 40,901         | 33,339        | 33,704                    | 33,596          | 39,021             |
| 2017                     | 119,878             | 421,766        | 8,347          | 20,788        | 1,939,432                 | 30,363          | 12,494             |
| 2018                     | 106,905             | 412,408        | 7,001          | 18,132        | 2,044,195                 | 29,851          | 13,561             |
| 2019                     | 93,488              | 389,808        | 5,135          | 16,758        | 2,076,803                 | 29,064          | 13,960             |
| 2020                     | 68,163              | 379,790        | 2,057          | ...           | 1,949,926                 | 26,231          | 13,600             |
| 2021                     | 60,338              | 387,038        | 1,918          | ...           | 2,151,861                 | 25,942          | 10,853             |
| 2021. 1                  | 76,952              | 413,870        | 2,126          | 15,409        | 2,318,037                 | 28,360          | 12,806             |
| 2                        | 63,869              | 363,615        | 1,782          | 13,489        | 2,110,038                 | 25,600          | 10,018             |
| 3                        | 71,752              | 398,617        | 1,999          | 14,789        | 2,268,144                 | 28,253          | 13,153             |
| 4                        | 73,179              | 379,614        | 1,694          | 14,267        | 2,182,175                 | 27,034          | 12,494             |
| 5                        | 71,038              | 341,560        | 2,068          | 14,462        | 2,141,544                 | 26,060          | 12,945             |
| 6                        | 50,936              | 320,294        | 1,860          | 13,576        | 1,991,714                 | 24,642          | 12,224             |
| 7                        | 56,521              | 388,976        | 1,971          | 14,339        | 1,923,558                 | 24,616          | 11,472             |
| 8                        | 55,349              | 382,184        | 1,980          | 14,271        | 1,957,992                 | 24,014          | 11,986             |
| 9                        | 47,833              | 361,520        | 1,727          | 13,421        | 2,085,869                 | 24,622          | 10,660             |
| 10                       | 42,565              | 425,662        | 1,846          | 14,555        | 2,250,652                 | 26,036          | 1,932              |
| 11                       | 53,645              | 421,550        | 1,925          | ...           | 2,255,876                 | 25,613          | 9,561              |
| 12                       | 60,415              | 446,990        | 2,041          | 14,944        | 2,336,732                 | 26,453          | 10,983             |
| 2022. 1                  | 77,358              | 433,040        | 3,146          | 14,678        | 2,348,120                 | 26,570          | 11,552             |
| 2                        | 53,134              | 396,830        | 1,768          | 12,996        | 2,102,353                 | 24,129          | 10,110             |
| 3                        | 56,689              | 413,950        | 1,926          | 14,451        | 2,287,538                 | 26,647          | 11,696             |
| 4                        | 65,119              | 402,226        | 1,877          | 13,849        | 2,061,538                 | 25,267          | 10,293             |
| 5                        | 48,752              | 395,788        | 1,755          | 13,878        | 1,931,915                 | 25,082          | 11,259             |

|                          | 멕시코 <sup>2)3)4)</sup><br>Mexico | 미국<br>U.S.A. | 방글라데시<br>Bangladesh | 베트남<br>Viet Nam | 세르비아<br>Serbia | 스페인<br>Spain | 아일랜드<br>Ireland |
|--------------------------|---------------------------------|--------------|---------------------|-----------------|----------------|--------------|-----------------|
| 발열량(KJ/ m <sup>3</sup> ) | 44,257                          | 38,304       | 35,064              | 39,021          | 39,021         | 42,530       | 37,604          |
| 2017                     | 193,187                         | 2,471,903    | 80,726              | 31,444          | 1,780          | 117          | 11,042          |
| 2018                     | 184,758                         | 2,785,841    | ...                 | 32,445          | 1,645          | 300          | 10,591          |
| 2019                     | 186,561                         | 3,072,589    | 76,912              | 32,466          | 1,551          | 450          | 8,245           |
| 2020                     | 184,940                         | 3,031,254    | 72,096              | 29,289          | 1,458          | 162          | 6,369           |
| 2021                     | 180,922                         | 3,090,926    | ...                 | 23,768          | 1,304          | 132          | 4,867           |
| 2021. 1                  | 188,343                         | 3,125,225    | 76,410              | 24,193          | 1,366          | 172          | 5,449           |
| 2                        | 170,327                         | 2,623,190    | 68,216              | 20,681          | 1,246          | 137          | 5,299           |
| 3                        | 187,994                         | 3,107,841    | 73,974              | 28,095          | 1,353          | 178          | 5,769           |
| 4                        | 175,613                         | 3,038,416    | 72,304              | 32,387          | 1,325          | 163          | 5,487           |
| 5                        | 183,759                         | 3,132,203    | 71,123              | 25,169          | 1,360          | 160          | 4,878           |
| 6                        | 177,719                         | 3,037,927    | 72,995              | 27,198          | 1,203          | 127          | 4,584           |
| 7                        | 183,565                         | 3,154,917    | 64,768              | 27,315          | 1,283          | 60           | 1,120           |
| 8                        | 180,884                         | 3,174,362    | 71,737              | 23,022          | 1,325          | 123          | 5,216           |
| 9                        | 178,433                         | 3,050,800    | ...                 | 15,714          | 1,295          | 130          | 5,225           |
| 10                       | 183,293                         | 3,218,300    | ...                 | 18,488          | 1,335          | 119          | 5,134           |
| 11                       | 178,659                         | 3,160,759    | ...                 | 20,904          | 1,259          | 105          | 5,089           |
| 12                       | 182,477                         | 3,267,170    | ...                 | 22,055          | 1,299          | 108          | 5,157           |
| 2022. 1                  | 183,099                         | 3,191,644    | ...                 | 24,107          | 1,291          | 108          | 5,132           |
| 2                        | 163,028                         | 2,860,782    | ...                 | 17,255          | 1,155          | 100          | 4,389           |
| 3                        | 185,158                         | 3,195,177    | ...                 | 29,824          | 1,279          | 73           | 4,929           |
| 4                        | 178,207                         | 3,126,301    | ...                 | 28,091          | 1,219          | 130          | 4,858           |
| 5                        | 182,671                         | ...          | ...                 | ...             | 1,247          | 111          | 4,615           |

주: 1) 천연가스 순생산을 말하며, 연평균 수치는 월별 자료와 에너지통계연감에서 산출

2) 월별 자료는 감소분 포함 3) 월별 자료는 제주입 가스 포함 4) 월별 자료는 폐기가스 포함

5) 1월과 2월 자료는 두 달 평균 생산을 반영함

6) 해외 부문 제외(프랑스령 기아나, 과들루프, 마르티니크, 마요트, 레위니옹)

자료: UN 『Monthly Bulletin of Statistics』



## 5. 천연가스 생산(계속) <sup>1)</sup> Natural Gas Production (Cont'd)

단위: Terajoules

In terajoules

|                          | 브루나이<br>Brunei Darussalam | 영국<br>United Kingdom | 이탈리아<br>Italy | 인도<br>India | 일본<br>Japan | 중국 <sup>5)</sup><br>China | 체코<br>Czech Republic |
|--------------------------|---------------------------|----------------------|---------------|-------------|-------------|---------------------------|----------------------|
| 발열량(KJ/ m <sup>3</sup> ) | 39,021                    | 39,211               | 37,306        | 38,586      | 41,023      | 38,931                    | 39,021               |
| 2017                     | 42,850                    | 139,494              | 17,590        | 104,964     | 10,283      | 480,019                   | 664                  |
| 2018                     | 42,217                    | 135,602              | 17,307        | 104,691     | 9,254       | 513,824                   | 635                  |
| 2019                     | 43,264                    | 131,700              | 15,402        | 103,675     | 8,629       | 561,417                   | 614                  |
| 2020                     | 42,136                    | 131,499              | 12,484        | 91,443      | 7,847       | 617,932                   | 573                  |
| 2021                     | 38,431                    | 108,857              | 10,587        | 106,614     | 7,878       | 663,579                   | 588                  |
| 2021. 1                  | 44,925                    | 125,319              | 12,306        | 98,249      | 8,869       | 735,684                   | 548                  |
| 2                        | 45,570                    | 105,894              | 11,163        | 88,870      | 8,381       | 620,283                   | 523                  |
| 3                        | 35,387                    | 127,256              | 12,230        | 103,453     | 8,834       | 719,056                   | 586                  |
| 4                        | 34,715                    | 93,732               | 10,554        | 102,135     | 8,089       | 656,377                   | 571                  |
| 5                        | 42,495                    | 91,935               | 8,134         | 105,530     | 7,169       | 657,155                   | 587                  |
| 6                        | 39,778                    | 61,519               | 9,030         | 106,986     | 7,377       | 670,392                   | 555                  |
| 7                        | 33,456                    | 88,680               | 10,442        | 111,397     | 7,591       | 613,553                   | 589                  |
| 8                        | 40,381                    | 112,076              | 10,477        | 112,631     | 7,484       | 617,835                   | 592                  |
| 9                        | 33,204                    | 111,685              | 10,172        | 111,800     | 7,134       | 610,438                   | 593                  |
| 10                       | 35,396                    | 126,133              | 10,745        | 116,208     | 7,667       | 640,415                   | 618                  |
| 11                       | 36,760                    | 129,329              | 10,782        | 110,531     | 7,615       | 674,674                   | 623                  |
| 12                       | 39,105                    | 132,723              | 11,011        | 111,580     | 8,327       | 747,086                   | 673                  |
| 2022. 1                  | 40,387                    | 131,695              | 10,630        | 111,209     | 8,569       | 771,165                   | 716                  |
| 2                        | 35,435                    | 118,236              | 9,907         | 100,239     | 7,738       | 678,625                   | 641                  |
| 3                        | 36,725                    | 127,917              | 10,668        | 111,178     | 8,022       | 587,104                   | 634                  |
| 4                        | 39,331                    | 127,613              | 10,211        | 108,886     | 6,999       | ...                       | 620                  |
| 5                        | 35,604                    | 134,492              | 10,516        | 112,234     | 7,355       | ...                       | 655                  |

|                          | 캐나다 <sup>2)3)4)</sup><br>Canada | 크로아티아<br>Croatia | 태국<br>Thailand | 폴란드<br>Poland | 프랑스 <sup>6)</sup><br>France | 헝가리<br>Hungary |
|--------------------------|---------------------------------|------------------|----------------|---------------|-----------------------------|----------------|
| 발열량(KJ/ m <sup>3</sup> ) | 38,550                          | 38,000           | 37,258         | 28,811        | 39,205                      | 32,456         |
| 2017                     | 534,169                         | 5,072            | 96,443         | 13,468        | 158                         | 5,462          |
| 2018                     | 554,881                         | 4,247            | 92,429         | 13,224        | 219                         | 5,639          |
| 2019                     | 550,851                         | 3,554            | 95,503         | 13,288        | 381                         | 5,119          |
| 2020                     | 536,281                         | 2,940            | 88,087         | 13,096        | 647                         | 5,070          |
| 2021                     | 557,331                         | 2,597            | 83,945         | 12,901        | 1,218                       | 4,487          |
| 2021. 1                  | 557,011                         | 2,798            | 92,002         | 13,847        | 973                         | 4,931          |
| 2                        | 499,797                         | 2,523            | 92,383         | 12,379        | 902                         | 4,321          |
| 3                        | 565,624                         | 2,791            | 94,583         | 13,634        | 1,099                       | 4,789          |
| 4                        | 544,227                         | 2,663            | 91,270         | 13,102        | 1,088                       | 4,489          |
| 5                        | 547,023                         | 2,736            | 89,901         | 11,370        | 1,154                       | 4,670          |
| 6                        | 527,823                         | 2,521            | 91,039         | 11,260        | 1,099                       | 4,331          |
| 7                        | 565,714                         | 2,636            | 73,066         | 13,509        | 1,231                       | 4,516          |
| 8                        | 577,915                         | 2,599            | 81,519         | 13,159        | 1,280                       | 4,287          |
| 9                        | 556,022                         | 2,507            | 80,479         | 11,943        | 1,299                       | 4,180          |
| 10                       | 573,986                         | 2,524            | 74,275         | 13,517        | 1,478                       | 4,601          |
| 11                       | 580,528                         | 2,418            | 75,627         | 13,230        | 1,440                       | 4,497          |
| 12                       | 592,302                         | 2,446            | 71,199         | 13,859        | 1,567                       | 4,231          |
| 2022. 1                  | 594,972                         | 2,410            | 70,697         | 13,599        | 973                         | 4,472          |
| 2                        | 545,319                         | 2,211            | 71,916         | 12,266        | 1,593                       | 4,066          |
| 3                        | 605,494                         | ...              | 74,503         | 13,619        | 1,872                       | 4,427          |
| 4                        | 598,095                         | 2,424            | ...            | 13,165        | 1,845                       | 4,268          |
| 5                        | ...                             | ...              | 66,508         | 64,351        | ...                         | 4,409          |

## 6. 원유 생산량 <sup>1)</sup>

### Crude Oil Production

단위: 천 M/T

In thousand M/T

|         | 네덜란드<br>Netherlands | 노르웨이<br>Norway | 뉴질랜드 <sup>2)</sup><br>New Zealand | 덴마크<br>Denmark | 러시아<br>Russian Federation | 그리스<br>Greece | 멕시코<br>Mexico | 미 국<br>U.S.A. |
|---------|---------------------|----------------|-----------------------------------|----------------|---------------------------|---------------|---------------|---------------|
| 가중치     | 0.920               | 0.810          | 0.775                             | 0.820          | 0.877                     | 0.880         | 0.896         | 0.869         |
| 2017    | 77                  | 6,548          | 118                               | 561            | 42,884                    | 12            | 8,441         | 39,386        |
| 2018    | 76                  | 6,132          | 90                                | 472            | 43,553                    | 17            | 7,926         | 46,080        |
| 2019    | 64                  | 5,814          | 90                                | 418            | 43,965                    | 14            | 7,270         | 51,657        |
| 2020    | 62                  | 6,995          | 69                                | 293            | 39,855                    | 8             | 7,196         | 47,679        |
| 2021    | 63                  | 7,282          | 68                                | 256            | 40,666                    | ...           | 7,307         | 47,156        |
| 2021. 1 | 77                  | 7,586          | 74                                | 274            | 39,865                    | 7             | 7,290         | 47,359        |
| 2       | 68                  | 6,811          | 70                                | 223            | 35,744                    | 6             | 6,656         | 37,811        |
| 3       | 71                  | 7,469          | 65                                | 262            | 40,213                    | 7             | 7,493         | 47,801        |
| 4       | 87                  | 6,998          | 71                                | 269            | 39,696                    | 7             | 7,234         | 46,552        |
| 5       | 77                  | 7,040          | 72                                | 127            | 40,983                    | 6             | 7,453         | 48,548        |
| 6       | 80                  | 6,819          | 68                                | 263            | 39,791                    | 7             | 7,256         | 46,793        |
| 7       | 61                  | 7,375          | 73                                | 282            | 41,425                    | 6             | 7,511         | 48,531        |
| 8       | 69                  | 7,633          | 67                                | 290            | 41,923                    | 6             | 7,317         | 48,001        |
| 9       | 32                  | 7,259          | 61                                | 259            | 40,990                    | 6             | 7,303         | 44,982        |
| 10      | 32                  | 7,662          | 66                                | 250            | 42,773                    | ...           | 7,471         | 49,372        |
| 11      | 55                  | 6,953          | 67                                | 277            | 41,587                    | ...           | 7,226         | 50,413        |
| 12      | 45                  | 7,774          | 67                                | 302            | 43,000                    | ...           | 7,480         | 49,703        |
| 2022. 1 | 39                  | 7,304          | 61                                | 275            | 43,227                    | ...           | 7,528         | 48,700        |
| 2       | 19                  | 6,770          | 55                                | 246            | 38,940                    | ...           | 6,716         | 43,781        |
| 3       | 34                  | 7,334          | 69                                | 293            | 42,902                    | ...           | 7,489         | 50,065        |
| 4       | 35                  | 6,806          | 67                                | 280            | 38,025                    | ...           | 7,204         | 48,203        |
| 5       | 34                  | 6,709          | 48                                | ...            | 39,808                    | ...           | 7,462         | 50,904        |

|         | 아제르바이잔<br>Azerbaijan | 이집트<br>Egypt | 이탈리아<br>Italy | 인 도<br>India | 인도네시아<br>Indonesia | 일 본<br>Japan | 중 국 <sup>3)</sup><br>China | 캐나다 <sup>4)</sup><br>Canada |
|---------|----------------------|--------------|---------------|--------------|--------------------|--------------|----------------------------|-----------------------------|
| 가중치     | 0.840                | 0.908        | 0.920         | 0.840        | 0.848              | 0.850        | 0.860                      | 0.847                       |
| 2017    | 3,229                | ...          | 345           | 2,991        | 3,309              | 40           | 15,992                     | 15,921                      |
| 2018    | 3,238                | 2,774        | 399           | 2,891        | 3,178              | 35           | 15,720                     | 17,144                      |
| 2019    | 3,128                | 2,690        | 346           | 2,717        | 3,042              | 37           | 15,939                     | 17,417                      |
| 2020    | 2,882                | ...          | 449           | 2,577        | 2,948              | 36           | 16,249                     | 16,564                      |
| 2021    | 2,882                | ...          | 431           | 2,520        | 2,718              | 35           | 16,616                     | 17,598                      |
| 2021. 1 | 3,081                | 2,487        | 431           | 2,573        | 2,888              | 38           | 16,279                     | 18,613                      |
| 2       | 2,748                | 2,229        | 406           | 2,322        | 2,576              | 36           | 15,803                     | 16,060                      |
| 3       | 2,988                | 2,488        | 531           | 2,613        | 2,843              | 39           | 17,094                     | 18,126                      |
| 4       | 2,743                | ...          | 439           | 2,493        | 2,680              | 37           | 16,407                     | 16,082                      |
| 5       | 2,750                | 2,526        | 258           | 2,438        | 2,726              | 33           | 17,028                     | 16,895                      |
| 6       | 2,868                | 2,431        | 360           | 2,842        | 2,660              | 34           | 16,668                     | 17,387                      |
| 7       | 2,919                | 2,464        | 473           | 2,549        | 2,766              | 34           | 16,872                     | 18,147                      |
| 8       | 2,954                | 2,440        | 464           | 2,519        | 2,779              | 34           | 17,028                     | 17,878                      |
| 9       | 2,818                | 2,393        | 450           | 2,443        | 2,622              | 32           | 16,610                     | 17,023                      |
| 10      | 2,912                | 2,383        | 450           | 2,512        | 2,708              | 34           | 16,826                     | 18,762                      |
| 11      | 2,834                | 2,399        | 500           | 2,431        | 2,626              | 31           | 16,311                     | 18,202                      |
| 12      | 2,967                | 2,473        | 410           | 2,510        | 2,741              | 35           | 16,468                     | 18,004                      |
| 2022. 1 | 2,900                | 2,470        | 356           | 2,512        | 2,591              | 35           | 16,985                     | 17,559                      |
| 2       | 2,566                | 2,229        | 381           | 2,272        | 2,632              | 31           | 16,489                     | 16,663                      |
| 3       | 2,883                | 2,476        | 380           | 2,526        | 2,638              | 33           | 17,713                     | 18,551                      |
| 4       | 2,774                | 2,388        | 384           | 2,470        | 2,551              | 30           | ...                        | 17,520                      |
| 5       | 2,812                | ...          | 353           | 2,550        | 2,551              | 29           | ...                        | ...                         |

주: 1) 연간자료는 연평균 또는 기준월 수치임

2) 응축원유만 포함 3) 1월과 2월 자료는 두 달 평균 생산을 반영함 4) 타르모래의 원유 포함(합성원유) 5) 액화천연가스 포함

6) 점유율을 기반으로 중립지대 포함 7) 해외 부문 제외(프랑스령 기아나, 과들루프, 마르티니크, 마요트, 레위니옹)

자료: UN 『Monthly Bulletin of Statistics』

## 6. 원유 생산량(계속) <sup>1)</sup> Crude Oil Production (Cont'd)

단위: 천 M/T

In thousand M/T

|         | 베트남<br>Viet Nam | 사우디아라비아 <sup>6)</sup><br>Saudi Arabia | 스페인<br>Spain | 에콰도르 <sup>5)</sup><br>Ecuador | 영국<br>United Kingdom | 오스트리아<br>Austria | 우크라이나<br>Ukraine |
|---------|-----------------|---------------------------------------|--------------|-------------------------------|----------------------|------------------|------------------|
| 가중치     | 0.860           | 0.859                                 | 0.840        | 0.900                         | 0.843                | 0.890            | 0.856            |
| 2017    | 1,130           | 41,331                                | 10           | 2,308                         | 3,599                | ...              | 180              |
| 2018    | 1,005           | 42,853                                | 7            | 2,247                         | 3,987                | 57               | 190              |
| 2019    | 904             | 40,739                                | 3            | 2,307                         | 4,112                | 54               | 203              |
| 2020    | 798             | 38,372                                | 2            | ...                           | 3,805                | 47               | 200              |
| 2021    | 750             | 37,900                                | ...          | ...                           | 3,193                | 47               | 199              |
| 2021. 1 | 770             | 38,535                                | 1            | ...                           | 3,810                | 47               | 199              |
| 2       | 716             | 31,151                                | 1            | ...                           | 3,213                | 43               | 178              |
| 3       | 740             | 34,450                                | 1            | ...                           | 3,809                | 48               | 197              |
| 4       | 780             | 33,322                                | 1            | ...                           | 2,829                | 47               | 192              |
| 5       | 734             | 36,169                                | 1            | ...                           | 3,087                | 49               | 203              |
| 6       | 759             | 36,571                                | 1            | ...                           | 2,480                | 47               | 204              |
| 7       | 780             | 40,106                                | ...          | ...                           | 3,094                | 49               | 206              |
| 8       | 770             | 40,478                                | ...          | ...                           | 3,282                | 48               | 208              |
| 9       | 723             | 39,582                                | ...          | ...                           | 3,204                | 48               | 201              |
| 10      | 712             | 41,401                                | ...          | ...                           | 3,338                | 46               | 205              |
| 11      | 728             | 40,606                                | ...          | ...                           | 2,963                | 45               | 195              |
| 12      | 792             | 42,426                                | ...          | ...                           | 3,207                | 45               | 202              |
| 2022. 1 | 740             | 42,946                                | ...          | ...                           | 3,315                | 45               | 206              |
| 2       | 686             | 39,096                                | ...          | ...                           | 3,051                | 41               | ...              |
| 3       | 762             | 43,602                                | ...          | ...                           | 3,227                | 44               | ...              |
| 4       | 744             | 42,773                                | ...          | ...                           | 3,264                | 45               | ...              |
| 5       | ...             | 44,610                                | ...          | ...                           | 3,180                | 45               | ...              |

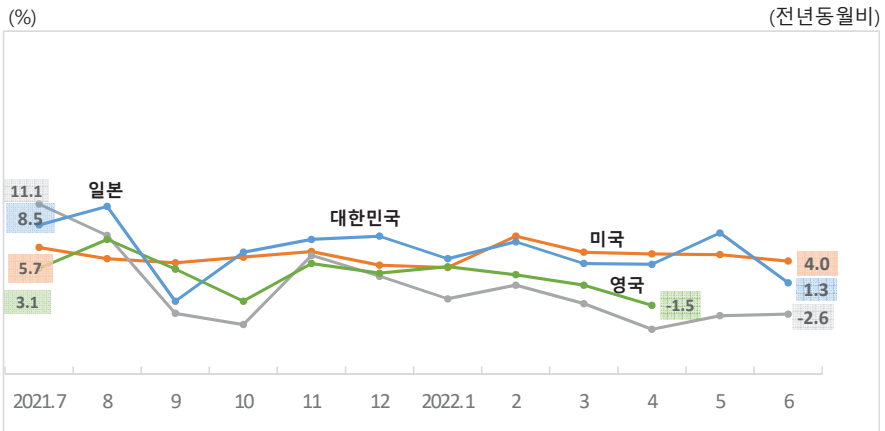
|         | 쿠웨이트 <sup>6)</sup><br>Kuwait | 태국<br>Thailand | 튀르키예<br>Turkiye | 파키스탄<br>Pakistan | 페루<br>Peru | 폴란드<br>Poland | 프랑스 <sup>7)</sup><br>France | 헝가리<br>Hungary |
|---------|------------------------------|----------------|-----------------|------------------|------------|---------------|-----------------------------|----------------|
| 가중치     | 0.866                        | 0.920          | 0.880           | 0.839            | 0.922      | 0.940         | 0.860                       | 0.830          |
| 2017    | 11,345                       | 997            | ...             | ...              | 194        | 83            | 63                          | 59             |
| 2018    | 11,481                       | 936            | ...             | ...              | ...        | 84            | 65                          | 66             |
| 2019    | 11,234                       | 942            | 257             | ...              | ...        | 81            | 60                          | 73             |
| 2020    | ...                          | 842            | 268             | ...              | 177        | 78            | 54                          | 68             |
| 2021    | ...                          | 737            | ...             | ...              | ...        | 74            | 54                          | 74             |
| 2021. 1 | 9,941                        | 793            | 276             | ...              | 161        | 80            | 58                          | 69             |
| 2       | 8,995                        | 725            | 287             | 291              | ...        | 72            | 52                          | 64             |
| 3       | 9,950                        | 802            | 269             | ...              | 158        | 80            | 57                          | 72             |
| 4       | 9,629                        | 758            | 285             | ...              | 160        | 76            | 55                          | 69             |
| 5       | 10,070                       | 818            | 293             | 306              | 187        | 79            | 57                          | 76             |
| 6       | 9,865                        | 796            | 298             | 303              | ...        | 58            | 55                          | 74             |
| 7       | 10,360                       | 716            | 302             | 330              | 177        | 81            | 55                          | 75             |
| 8       | 10,454                       | 737            | 292             | 304              | 171        | 77            | 57                          | 74             |
| 9       | ...                          | 699            | ...             | ...              | 182        | 50            | 54                          | 76             |
| 10      | 10,702                       | 686            | 299             | 309              | 201        | 79            | 44                          | 81             |
| 11      | 10,477                       | 660            | 287             | 301              | 167        | 77            | 52                          | 78             |
| 12      | 10,899                       | 652            | 299             | 313              | 175        | 80            | 54                          | 75             |
| 2022. 1 | 11,049                       | 641            | 271             | 307              | 193        | 76            | 54                          | 75             |
| 2       | 10,088                       | 572            | 267             | 273              | 202        | 69            | 48                          | 66             |
| 3       | 11,284                       | 629            | 292             | ...              | 132        | 76            | 55                          | 76             |
| 4       | 11,023                       | 595            | 296             | ...              | 184        | 75            | 52                          | 70             |
| 5       | 11,519                       | 590            | 300             | ...              | ...        | 77            | 52                          | 73             |

### Ⅲ. 광업·제조업

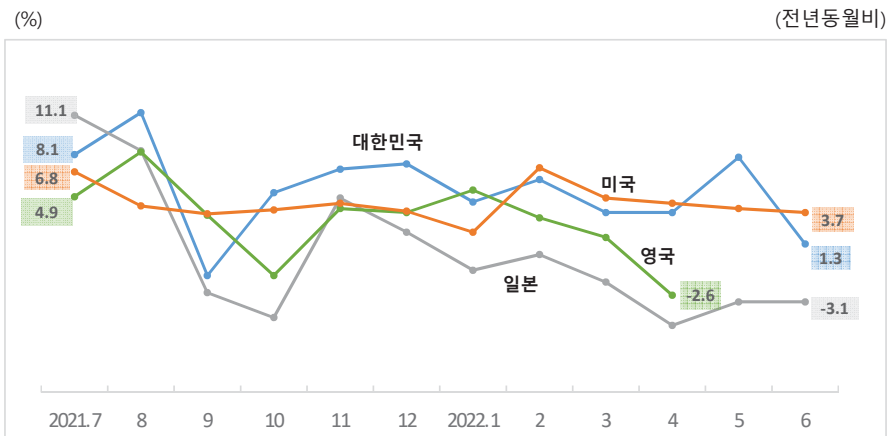
MINING AND MANUFACTURING

1. 광업·제조업 생산지수(건설업제외) ..... 32
2. 광업·제조업 생산지수(제조업) ..... 35
3. 임금지수(제조업) ..... 38

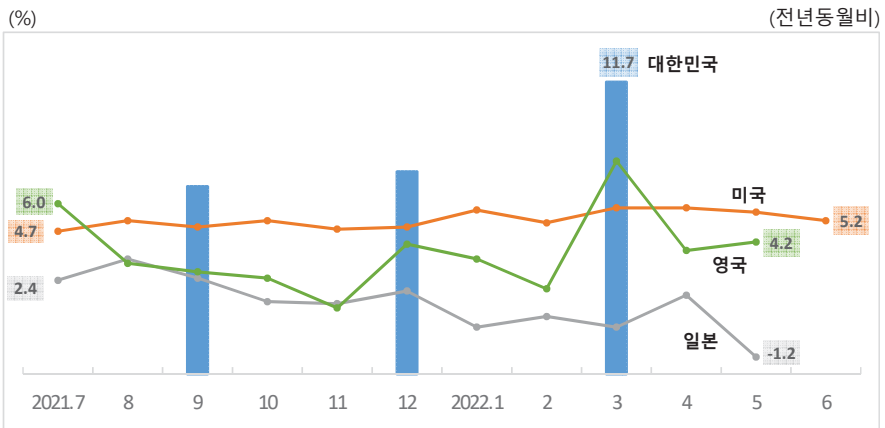
### 광업·제조업생산지수(건설업제외)



### 광업·제조업생산지수(제조업)



### 임금지수(제조업)



# 1. 광업·제조업 생산지수(건설업제외)

## Mining and Manufacturing Production Indices (Excluding Construction)

2015=100

|         | 대한민국<br>Korea, Rep. of |      | 그리스 <sup>1)</sup><br>Greece |      | 네덜란드<br>Netherlands |      | 노르웨이<br>Norway |      | 덴마크<br>Denmark |      |
|---------|------------------------|------|-----------------------------|------|---------------------|------|----------------|------|----------------|------|
|         | 전년(동월)비                |      | 전년(동월)비                     |      | 전년(동월)비             |      | 전년(동월)비        |      | 전년(동월)비        |      |
| 2016    | 102.2                  | 2.2  | 102.6                       | 2.6  | 101.4               | 1.4  | 98.8           | -1.2 | 104.2          | 4.2  |
| 2017    | 104.8                  | 2.5  | 106.9                       | 4.1  | 102.5               | 1.1  | 98.5           | -0.3 | 106.3          | 2.0  |
| 2018    | 106.3                  | 1.4  | 108.8                       | 1.8  | 103.1               | 0.7  | 96.7           | -1.8 | 108.4          | 2.0  |
| 2019    | 106.7                  | 0.4  | 108.0                       | -0.7 | 102.4               | -0.8 | 92.5           | -4.4 | 111.3          | 2.7  |
| 2020    | 106.4                  | -0.3 | 105.7                       | -2.1 | 99.0                | -3.3 | 99.3           | 7.4  | 105.2          | -5.5 |
| 2021    | 114.3                  | 7.4  | 116.5                       | 10.2 | 103.6               | 4.7  | 101.4          | 2.1  | 113.9          | 8.3  |
| 2021. 1 | 110.4                  | 8.1  | 115.4                       | 3.7  | 98.5                | -4.8 | 107.4          | 2.8  | 108.4          | -0.5 |
| 2       | 100.7                  | 1.1  | 111.5                       | 4.4  | 95.0                | -4.7 | 98.4           | -3.0 | 103.5          | -2.6 |
| 3       | 118.9                  | 4.7  | 113.9                       | 5.8  | 111.0               | 3.8  | 106.2          | -1.1 | 123.0          | 5.9  |
| 4       | 114.0                  | 12.2 | 119.8                       | 22.1 | 100.8               | 8.2  | 98.8           | 0.7  | 105.6          | 7.1  |
| 5       | 111.5                  | 15.1 | 113.5                       | 13.8 | 99.2                | 7.0  | 95.5           | -0.1 | 108.4          | 11.3 |
| 6       | 117.2                  | 12.2 | 113.0                       | 9.4  | 109.2               | 13.6 | 95.9           | 4.6  | 112.2          | 7.7  |
| 7       | 116.6                  | 8.5  | 115.8                       | 8.6  | 102.9               | 7.2  | 92.9           | -1.7 | 101.0          | 14.1 |
| 8       | 110.5                  | 10.8 | 116.5                       | 10.5 | 92.8                | 5.9  | 101.5          | 3.6  | 114.4          | 16.1 |
| 9       | 111.1                  | -1.0 | 118.1                       | 10.6 | 107.5               | 6.4  | 101.9          | 10.1 | 120.6          | 4.7  |
| 10      | 114.8                  | 5.1  | 120.7                       | 16.7 | 105.6               | 0.6  | 106.7          | 7.3  | 122.0          | 12.8 |
| 11      | 119.3                  | 6.7  | 119.6                       | 8.4  | 110.5               | 6.6  | 105.2          | 3.0  | 127.5          | 12.8 |
| 12      | 126.7                  | 7.1  | 120.1                       | 8.9  | 110.4               | 7.9  | 106.7          | 0.7  | 119.9          | 11.6 |
| 2022. 1 | 115.1                  | 4.3  | 114.9                       | -0.4 | 102.3               | 3.9  | 105.2          | -2.1 | 120.2          | 10.9 |
| 2       | 107.1                  | 6.4  | 117.3                       | 5.2  | 97.7                | 2.8  | 97.5           | -0.9 | 117.5          | 13.5 |
| 3       | 123.3                  | 3.7  | 123.5                       | 8.4  | 112.1               | 1.0  | 108.5          | 2.1  | 139.5          | 13.4 |
| 4       | 118.1                  | 3.6  | 114.1                       | -4.8 | 106.2               | 5.4  | 96.0           | -2.8 | 121.0          | 14.6 |
| 5       | 119.9                  | 7.5  | 117.1                       | 3.2  | 106.7               | 7.6  | 99.6           | 4.3  | 129.2          | 19.2 |
| 6       | 118.7                  | 1.3  | ...                         | ...  | ...                 | ...  | ...            | ...  | ...            | ...  |

|         | 독일<br>Germany |      | 라트비아<br>Latvia |      | 러시아<br>Russia |      | 미국<br>U.S.A. |      | 벨기에<br>Belgium |      |
|---------|---------------|------|----------------|------|---------------|------|--------------|------|----------------|------|
|         | 전년(동월)비       |      | 전년(동월)비        |      | 전년(동월)비       |      | 전년(동월)비      |      | 전년(동월)비        |      |
| 2016    | 101.5         | 1.5  | 105.4          | 5.4  | 101.9         | 1.9  | 97.8         | -2.2 | 104.5          | 4.5  |
| 2017    | 104.5         | 2.9  | 114.2          | 8.4  | 105.7         | 3.7  | 99.2         | 1.4  | 107.2          | 2.6  |
| 2018    | 105.7         | 1.2  | 115.9          | 1.5  | 109.4         | 3.5  | 102.3        | 3.2  | 108.7          | 1.4  |
| 2019    | 101.2         | -4.2 | 117.0          | 1.0  | 113.1         | 3.4  | 101.6        | -0.7 | 114.0          | 4.8  |
| 2020    | 91.5          | -9.6 | 115.3          | -1.4 | 110.8         | -2.1 | 94.5         | -7.0 | 109.9          | -3.5 |
| 2021    | 95.4          | 4.3  | 123.0          | 6.6  | 116.7         | 5.3  | 99.2         | 4.9  | 128.5          | 16.9 |
| 2021. 1 | 85.2          | -9.7 | 91.4           | -1.2 | 104.5         | -2.2 | 98.7         | -1.7 | 113.4          | 1.2  |
| 2       | 92.1          | -5.1 | 102.2          | 0.8  | 103.6         | -3.5 | 95.9         | -5.2 | 113.9          | 3.1  |
| 3       | 109.5         | 9.9  | 120.6          | 7.0  | 117.5         | 1.7  | 98.4         | 1.2  | 135.9          | 17.1 |
| 4       | 95.5          | 35.3 | 123.2          | 20.7 | 112.5         | 7.1  | 96.7         | 17.7 | 125.5          | 36.0 |
| 5       | 91.6          | 20.4 | 123.0          | 12.9 | 110.5         | 11.7 | 97.8         | 15.7 | 123.3          | 19.8 |
| 6       | 100.2         | 11.2 | 131.8          | 7.6  | 112.7         | 10.1 | 100.5        | 8.9  | 153.0          | 38.6 |
| 7       | 95.8          | 2.7  | 127.7          | 6.7  | 112.9         | 6.9  | 99.9         | 5.7  | 122.9          | 18.5 |
| 8       | 86.3          | 6.4  | 129.8          | 6.5  | 114.4         | 4.6  | 101.7        | 4.3  | 122.7          | 22.2 |
| 9       | 97.8          | -1.2 | 131.9          | 5.9  | 118.5         | 6.8  | 98.7         | 3.8  | 138.1          | 17.8 |
| 10      | 95.8          | -5.1 | 127.6          | 0.5  | 124.6         | 7.4  | 100.2        | 4.5  | 135.9          | 9.7  |
| 11      | 102.1         | -1.4 | 128.6          | 3.2  | 126.2         | 7.8  | 100.7        | 5.2  | 126.5          | 8.1  |
| 12      | 93.2          | 0.9  | 137.6          | 9.4  | 142.0         | 6.0  | 100.8        | 3.5  | 130.9          | 15.7 |
| 2022. 1 | 87.9          | 3.2  | 99.0           | 8.3  | ...           | ...  | 101.9        | 3.2  | 125.1          | 10.3 |
| 2       | 93.4          | 1.4  | 101.9          | -0.3 | ...           | ...  | 102.6        | 7.1  | 123.4          | 8.3  |
| 3       | 105.7         | -3.5 | 128.2          | 6.3  | ...           | ...  | 103.4        | 5.1  | 142.1          | 4.6  |
| 4       | 89.5          | -6.3 | 125.0          | 1.5  | ...           | ...  | 101.5        | 4.9  | 119.1          | -5.1 |
| 5       | ...           | ...  | 132.4          | 7.6  | ...           | ...  | 102.5        | 4.8  | 128.7          | 4.4  |
| 6       | ...           | ...  | ...            | ...  | ...           | ...  | 104.5        | 4.0  | ...            | ...  |

주: 1) 계절조정

자료: 통계청 『광공·제조업동향조사』, OECD 『Main Economic Indicators』



## 1. 광업·제조업 생산지수(건설업제외)(계속)

### Mining and Manufacturing Production Indices (Excluding Construction)(Cont'd)

2015=100

|         | 일본<br>Japan |      | 체코 <sup>1)</sup><br>Czech Republic |      | 칠레<br>Chile |      | 캐나다<br>Canada |      | 튀르키예<br>Turkiye |      |
|---------|-------------|------|------------------------------------|------|-------------|------|---------------|------|-----------------|------|
|         | 전년(동월)비     |      | 전년(동월)비                            |      | 전년(동월)비     |      | 전년(동월)비       |      | 전년(동월)비         |      |
| 2016    | 100.1       | 0.1  | 103.4                              | 3.4  | 100.1       | 0.1  | 100.1         | 0.1  | 103.4           | 3.4  |
| 2017    | 102.9       | 2.8  | 110.1                              | 6.5  | 99.1        | -1.0 | 104.9         | 4.8  | 112.8           | 9.1  |
| 2018    | 104.0       | 1.1  | 113.5                              | 3.0  | 101.9       | 2.8  | 108.9         | 3.9  | 114.0           | 1.1  |
| 2019    | 101.0       | -2.9 | 113.2                              | -0.2 | 102.8       | 0.8  | 108.8         | -0.1 | 113.3           | -0.6 |
| 2020    | 91.1        | -9.8 | 105.1                              | -7.2 | 100.4       | -2.3 | 100.7         | -7.5 | 115.8           | 2.2  |
| 2021    | 95.9        | 5.3  | 112.4                              | 6.9  | 105.8       | 5.3  | 105.2         | 4.5  | 134.8           | 16.5 |
| 2021. 1 | 90.4        | -4.2 | 112.1                              | -0.2 | 101.3       | -5.0 | 106.3         | -3.2 | 116.6           | 7.3  |
| 2       | 92.7        | -2.5 | 111.1                              | -2.2 | 102.0       | 1.1  | 107.1         | -5.5 | 117.7           | 5.7  |
| 3       | 108.3       | 3.3  | 113.9                              | 14.0 | 116.3       | 4.0  | 107.0         | 2.3  | 137.0           | 20.2 |
| 4       | 97.9        | 14.5 | 115.8                              | 53.4 | 103.3       | 6.2  | 99.4          | 15.8 | 129.2           | 65.2 |
| 5       | 86.4        | 19.8 | 111.2                              | 24.4 | 100.2       | 9.0  | 98.7          | 10.4 | 117.2           | 39.4 |
| 6       | 100.8       | 21.4 | 112.8                              | 10.5 | 102.2       | 15.0 | 103.8         | 8.1  | 141.2           | 23.8 |
| 7       | 100.4       | 11.1 | 113.6                              | 5.9  | 104.9       | 11.4 | 101.6         | 5.9  | 117.8           | -1.5 |
| 8       | 87.7        | 7.2  | 111.1                              | 0.5  | 107.0       | 11.8 | 105.5         | 6.6  | 138.2           | 20.0 |
| 9       | 93.0        | -2.5 | 107.5                              | -3.7 | 101.4       | 4.6  | 105.7         | 4.6  | 144.9           | 8.9  |
| 10      | 92.7        | -3.9 | 108.1                              | -5.4 | 109.4       | 1.5  | 108.0         | 6.9  | 142.2           | 5.3  |
| 11      | 99.5        | 4.7  | 113.7                              | 0.8  | 110.8       | 5.5  | 111.7         | 3.9  | 150.6           | 14.5 |
| 12      | 100.8       | 2.1  | 110.5                              | -2.7 | 110.7       | 2.3  | 107.0         | 2.6  | 165.6           | 14.4 |
| 2022. 1 | 89.8        | -0.7 | 114.2                              | 1.9  | 103.7       | 2.3  | 108.4         | 1.9  | 126.2           | 8.2  |
| 2       | 93.6        | 1.0  | 111.0                              | -0.1 | 99.3        | -2.7 | 111.3         | 3.9  | 133.3           | 13.3 |
| 3       | 106.9       | -1.3 | 113.0                              | -0.8 | 120.3       | 3.4  | 111.5         | 4.2  | 150.2           | 9.6  |
| 4       | 93.5        | -4.5 | 112.1                              | -3.2 | 105.4       | 2.0  | 106.7         | 7.3  | 142.7           | 10.4 |
| 5       | 84.0        | -2.8 | 114.8                              | 3.2  | 103.4       | 3.2  | 104.8         | 6.2  | 132.9           | 13.4 |
| 6       | 98.2        | -2.6 | ...                                | ...  | 99.6        | -2.5 | ...           | ...  | ...             | ...  |

|         | 포르투갈<br>Portugal |      | 폴란드<br>Poland |      | 프랑스<br>France |       | 핀란드<br>Finland |      | 헝가리<br>Hungary |      |
|---------|------------------|------|---------------|------|---------------|-------|----------------|------|----------------|------|
|         | 전년(동월)비          |      | 전년(동월)비       |      | 전년(동월)비       |       | 전년(동월)비        |      | 전년(동월)비        |      |
| 2016    | 102.4            | 2.4  | 102.8         | 2.8  | 100.5         | 0.5   | 104.2          | 4.2  | 101.0          | 1.0  |
| 2017    | 106.0            | 3.5  | 109.6         | 6.6  | 102.5         | 2.0   | 107.5          | 3.2  | 105.6          | 4.6  |
| 2018    | 106.2            | 0.1  | 116.1         | 5.9  | 103.3         | 0.8   | 111.2          | 3.5  | 109.3          | 3.5  |
| 2019    | 103.9            | -2.2 | 120.9         | 4.2  | 103.7         | 0.4   | 113.0          | 1.6  | 115.5          | 5.6  |
| 2020    | 96.2             | -7.3 | 119.4         | -1.3 | 92.9          | -10.4 | 109.6          | -3.0 | 108.5          | -6.0 |
| 2021    | 99.6             | 3.5  | 136.7         | 14.5 | 98.4          | 6.0   | 114.1          | 4.0  | 119.0          | 9.7  |
| 2021. 1 | 102.0            | -5.8 | 119.8         | 0.6  | 100.5         | -4.8  | 101.7          | -4.6 | 106.6          | -6.7 |
| 2       | 102.1            | -1.8 | 124.7         | 2.4  | 95.9          | -6.2  | 105.2          | 3.6  | 119.6          | 2.0  |
| 3       | 105.8            | 6.2  | 147.6         | 18.6 | 109.8         | 16.6  | 121.6          | -1.5 | 133.9          | 16.5 |
| 4       | 101.2            | 38.3 | 133.5         | 45.0 | 98.5          | 44.1  | 112.3          | 3.2  | 114.9          | 59.1 |
| 5       | 101.5            | 26.5 | 132.3         | 30.0 | 92.2          | 23.9  | 109.5          | 7.4  | 118.6          | 38.9 |
| 6       | 98.1             | 10.6 | 137.3         | 18.4 | 104.1         | 9.8   | 113.7          | 4.0  | 128.0          | 22.3 |
| 7       | 104.2            | 0.2  | 131.5         | 9.6  | 96.0          | 1.5   | 99.4           | 1.2  | 114.8          | 8.1  |
| 8       | 82.4             | -7.6 | 127.8         | 13.1 | 77.9          | 7.2   | 109.5          | 6.1  | 102.6          | 2.4  |
| 9       | 101.0            | -4.5 | 141.9         | 8.6  | 100.3         | 0.0   | 119.5          | 6.5  | 124.7          | -2.3 |
| 10      | 100.4            | -6.0 | 145.0         | 7.6  | 101.8         | -3.3  | 118.2          | 2.6  | 121.8          | -3.3 |
| 11      | 103.5            | 1.0  | 152.3         | 14.9 | 101.6         | -0.3  | 123.2          | 7.7  | 128.9          | 2.7  |
| 12      | 92.7             | 0.2  | 147.2         | 16.5 | 102.4         | 2.2   | 135.0          | 11.8 | 113.6          | 5.8  |
| 2022. 1 | 97.6             | -4.4 | 141.5         | 18.1 | 101.6         | 1.1   | 106.6          | 4.8  | 115.9          | 8.7  |
| 2       | 96.6             | -5.4 | 146.5         | 17.5 | 97.7          | 1.9   | 108.7          | 3.3  | 125.3          | 4.8  |
| 3       | 106.7            | 0.9  | 170.5         | 15.5 | 109.6         | -0.1  | 125.7          | 3.4  | 138.7          | 3.6  |
| 4       | 99.6             | -1.5 | 150.2         | 12.5 | 95.4          | -3.1  | 116.5          | 3.7  | 118.5          | 3.1  |
| 5       | 104.7            | 3.1  | 152.1         | 15.0 | 97.1          | 5.3   | ...            | ...  | 129.7          | 9.4  |
| 6       | 102.1            | 4.0  | 151.6         | 10.4 | ...           | ...   | ...            | ...  | ...            | ...  |



## 2. 광업·제조업 생산지수(제조업) Mining and Manufacturing Production Indices (Manufacturing)

2015=100

|         | 대한민국<br>Korea, Rep. of |      | 그리스<br>Greece |      | 네덜란드<br>Netherlands |      | 노르웨이<br>Norway |      | 덴마크<br>Denmark |      |
|---------|------------------------|------|---------------|------|---------------------|------|----------------|------|----------------|------|
|         | 전년(동월)비                |      | 전년(동월)비       |      | 전년(동월)비             |      | 전년(동월)비        |      | 전년(동월)비        |      |
| 2016    | 102.3                  | 2.3  | 103.2         | 3.2  | 102.9               | 2.9  | 95.4           | -4.6 | 105.3          | 5.3  |
| 2017    | 104.7                  | 2.3  | 106.2         | 2.9  | 106.3               | 3.3  | 95.6           | 0.1  | 108.3          | 2.8  |
| 2018    | 106.1                  | 1.3  | 109.1         | 2.8  | 109.0               | 2.6  | 96.7           | 1.2  | 112.7          | 4.0  |
| 2019    | 106.6                  | 0.5  | 110.2         | 1.0  | 108.4               | -0.5 | 99.2           | 2.6  | 117.6          | 4.3  |
| 2020    | 106.4                  | -0.2 | 108.5         | -1.5 | 104.2               | -3.9 | 97.0           | -2.2 | 113.2          | -3.7 |
| 2021    | 114.5                  | 7.6  | 118.1         | 8.8  | 114.0               | 9.4  | 99.8           | 2.8  | 123.3          | 8.9  |
| 2021. 1 | 109.0                  | 8.1  | 101.9         | 1.6  | 104.1               | -3.7 | 98.6           | -4.3 | 115.2          | 2.2  |
| 2       | 100.0                  | 1.4  | 109.5         | 2.6  | 101.1               | -3.0 | 98.2           | -0.6 | 109.5          | -1.4 |
| 3       | 119.1                  | 4.8  | 121.0         | 3.5  | 119.9               | 5.5  | 106.5          | 2.4  | 131.8          | 6.2  |
| 4       | 114.6                  | 12.7 | 124.7         | 23.1 | 108.2               | 12.8 | 98.2           | 9.9  | 112.9          | 5.9  |
| 5       | 112.1                  | 15.4 | 120.9         | 14.6 | 107.0               | 13.8 | 96.2           | 4.9  | 120.3          | 15.5 |
| 6       | 118.1                  | 12.5 | 121.9         | 7.2  | 121.9               | 20.0 | 107.9          | 9.0  | 124.0          | 7.9  |
| 7       | 116.7                  | 8.1  | 127.0         | 5.7  | 113.2               | 11.2 | 74.9           | 3.3  | 110.6          | 16.9 |
| 8       | 110.6                  | 11.3 | 105.6         | 6.1  | 101.2               | 10.7 | 99.8           | 4.6  | 125.4          | 15.4 |
| 9       | 111.8                  | -1.1 | 125.4         | 12.1 | 121.1               | 11.0 | 110.3          | 4.0  | 133.3          | 4.9  |
| 10      | 115.5                  | 5.2  | 121.0         | 14.7 | 120.0               | 7.0  | 105.8          | -1.8 | 132.8          | 12.9 |
| 11      | 119.8                  | 7.0  | 120.6         | 9.6  | 126.0               | 13.3 | 108.5          | 3.8  | 138.2          | 12.5 |
| 12      | 126.4                  | 7.4  | 117.3         | 6.0  | 124.5               | 15.2 | 92.3           | 0.3  | 126.1          | 10.0 |
| 2022. 1 | 113.9                  | 4.5  | 103.5         | 1.6  | 114.0               | 9.5  | 100.5          | 2.0  | 126.8          | 10.1 |
| 2       | 106.2                  | 6.2  | 118.2         | 7.9  | 111.7               | 10.5 | 96.3           | -1.9 | 123.9          | 13.2 |
| 3       | 123.5                  | 3.7  | 126.4         | 4.5  | 128.9               | 7.5  | 110.6          | 3.8  | 152.2          | 15.5 |
| 4       | 118.8                  | 3.7  | 123.5         | -1.0 | 120.3               | 11.2 | 92.9           | -5.4 | 131.2          | 16.2 |
| 5       | 120.9                  | 7.9  | 126.8         | 4.9  | 123.2               | 15.1 | 100.3          | 4.2  | 143.6          | 19.4 |
| 6       | 119.6                  | 1.3  | ...           | ...  | ...                 | ...  | ...            | ...  | ...            | ...  |

|         | 독일<br>Germany |      | 러시아<br>Russia |      | 룩셈부르크<br>Luxembourg |       | 멕시코<br>Mexico |      | 미국<br>U.S.A. |      |
|---------|---------------|------|---------------|------|---------------------|-------|---------------|------|--------------|------|
|         | 전년(동월)비       |      | 전년(동월)비       |      | 전년(동월)비             |       | 전년(동월)비       |      | 전년(동월)비      |      |
| 2016    | 101.4         | 1.4  | 100.9         | 0.9  | 99.8                | -0.2  | 101.6         | 1.6  | 99.2         | -0.8 |
| 2017    | 104.4         | 2.9  | 106.5         | 5.5  | 102.8               | 3.0   | 104.4         | 2.8  | 99.8         | 0.6  |
| 2018    | 105.5         | 1.1  | 110.0         | 3.3  | 103.1               | 0.3   | 106.3         | 1.8  | 101.1        | 1.3  |
| 2019    | 100.9         | -4.3 | 113.9         | 3.5  | 101.0               | -2.0  | 106.5         | 0.2  | 99.2         | -2.0 |
| 2020    | 91.3          | -9.5 | 115.5         | 1.4  | 89.5                | -11.4 | 96.5          | -9.4 | 92.9         | -6.3 |
| 2021    | 95.2          | 4.2  | 121.2         | 4.9  | 97.7                | 9.3   | 104.8         | 8.6  | 98.2         | 5.7  |
| 2021. 1 | 85.1          | -9.6 | 96.8          | -0.5 | 90.3                | -3.9  | 102.3         | -4.8 | 96.4         | -0.5 |
| 2       | 91.8          | -5.1 | 102.1         | -2.1 | 92.4                | -5.1  | 98.0          | -5.6 | 94.4         | -4.5 |
| 3       | 109.0         | 9.8  | 120.7         | 4.6  | 109.1               | 18.5  | 110.2         | 6.0  | 98.1         | 3.0  |
| 4       | 95.2          | 34.8 | 115.5         | 14.1 | 101.7               | 49.3  | 104.0         | 50.2 | 97.2         | 22.3 |
| 5       | 91.3          | 20.1 | 113.0         | 11.3 | 97.0                | 24.8  | 104.7         | 48.5 | 98.0         | 17.2 |
| 6       | 99.8          | 11.0 | 120.3         | 7.3  | 105.1               | 17.6  | 105.8         | 16.7 | 99.6         | 9.0  |
| 7       | 95.5          | 2.7  | 119.4         | 3.2  | 96.3                | 3.1   | 105.8         | 7.7  | 97.7         | 6.8  |
| 8       | 86.2          | 6.3  | 121.7         | 2.5  | 87.5                | 12.5  | 106.7         | 6.5  | 99.7         | 4.2  |
| 9       | 97.5          | -1.2 | 126.5         | 4.9  | 101.3               | 1.9   | 103.2         | -0.4 | 97.9         | 3.6  |
| 10      | 95.6          | -5.1 | 130.6         | 4.7  | 100.0               | -1.1  | 107.5         | -0.0 | 100.3        | 3.9  |
| 11      | 101.8         | -1.4 | 132.8         | 6.0  | 98.4                | 0.8   | 106.3         | 2.7  | 99.8         | 4.4  |
| 12      | 93.1          | 1.0  | 155.3         | 4.0  | 93.9                | 9.7   | 103.7         | 3.7  | 98.9         | 3.8  |
| 2022. 1 | 87.8          | 3.2  | ...           | ...  | 91.0                | 0.8   | 106.1         | 3.7  | 98.5         | 2.2  |
| 2       | 93.1          | 1.4  | ...           | ...  | 94.6                | 2.4   | 104.7         | 6.9  | 101.1        | 7.1  |
| 3       | 105.3         | -3.4 | ...           | ...  | 106.2               | -2.7  | 114.1         | 3.6  | 102.8        | 4.8  |
| 4       | 89.3          | -6.2 | ...           | ...  | 97.7                | -3.9  | 108.0         | 3.9  | 101.5        | 4.4  |
| 5       | ...           | ...  | ...           | ...  | 97.9                | 0.9   | 111.0         | 6.1  | 102.0        | 4.0  |
| 6       | ...           | ...  | ...           | ...  | ...                 | ...   | ...           | ...  | 103.3        | 3.7  |

자료: 통계청 『광업·제조업동향조사』, OECD 『Main Economic Indicators』



## 2. 광업·제조업 생산지수(제조업)(계속) Mining and Manufacturing Production Indices (Manufacturing)(Cont'd)

2015=100

|         | 일본<br>Japan |       | 체코<br>Czech Republic |       | 캐나다<br>Canada |      | 튀르키예<br>Turkiye |      | 포르투갈<br>Portugal |      |
|---------|-------------|-------|----------------------|-------|---------------|------|-----------------|------|------------------|------|
|         | 전년(동월)비     |       | 전년(동월)비              |       | 전년(동월)비       |      | 전년(동월)비         |      | 전년(동월)비          |      |
| 2016    | 100.0       | -0.0  | 104.1                | 4.1   | 99.8          | -0.2 | 103.4           | 3.4  | 100.0            | -0.0 |
| 2017    | 103.1       | 3.1   | 111.3                | 7.0   | 102.0         | 2.2  | 112.7           | 9.0  | 103.5            | 3.5  |
| 2018    | 104.2       | 1.1   | 115.0                | 3.3   | 105.1         | 3.1  | 113.9           | 1.0  | 103.2            | -0.3 |
| 2019    | 101.1       | -3.0  | 114.9                | -0.1  | 105.2         | 0.1  | 113.0           | -0.7 | 102.3            | -0.8 |
| 2020    | 90.6        | -10.3 | 106.9                | -7.0  | 95.2          | -9.6 | 115.8           | 2.5  | 93.4             | -8.7 |
| 2021    | 95.7        | 5.6   | 114.7                | 7.3   | 99.6          | 4.7  | 135.9           | 17.3 | 97.8             | 4.7  |
| 2021. 1 | 88.4        | -5.3  | 103.2                | -5.8  | 95.8          | -1.2 | 116.2           | 7.6  | 96.9             | -4.4 |
| 2       | 92.0        | -2.6  | 108.6                | -2.8  | 98.1          | -3.9 | 118.7           | 6.0  | 96.0             | -5.8 |
| 3       | 108.9       | 3.5   | 131.7                | 19.5  | 102.5         | 7.7  | 138.7           | 20.9 | 103.5            | 6.8  |
| 4       | 98.6        | 15.6  | 120.7                | 61.4  | 97.6          | 31.6 | 130.8           | 71.0 | 100.5            | 45.0 |
| 5       | 86.5        | 21.0  | 120.2                | 38.0  | 98.6          | 19.3 | 117.0           | 41.1 | 102.2            | 30.8 |
| 6       | 101.6       | 22.9  | 125.8                | 13.0  | 103.1         | 7.9  | 142.7           | 24.6 | 97.1             | 10.4 |
| 7       | 100.0       | 11.1  | 104.0                | -1.1  | 95.4          | 2.2  | 115.1           | -3.1 | 104.0            | -0.4 |
| 8       | 86.5        | 8.4   | 100.4                | 2.3   | 100.7         | 0.7  | 137.2           | 20.7 | 81.5             | -5.0 |
| 9       | 93.1        | -2.4  | 115.0                | -4.8  | 101.7         | -1.8 | 146.2           | 9.7  | 101.2            | -2.6 |
| 10      | 92.8        | -4.3  | 111.3                | -10.1 | 102.3         | 0.9  | 144.2           | 5.7  | 100.7            | -3.4 |
| 11      | 99.9        | 4.8   | 127.4                | 4.1   | 105.5         | 0.5  | 153.8           | 16.0 | 102.0            | 1.8  |
| 12      | 100.0       | 2.2   | 107.7                | 0.2   | 94.2          | 2.4  | 170.2           | 16.3 | 87.6             | 0.9  |
| 2022. 1 | 87.8        | -0.7  | 108.6                | 5.2   | 97.1          | 1.4  | 126.0           | 8.4  | 94.5             | -2.4 |
| 2       | 92.5        | 0.5   | 108.6                | 0.0   | 102.2         | 4.2  | 135.8           | 14.4 | 97.7             | 1.7  |
| 3       | 107.2       | -1.6  | 128.8                | -2.2  | 107.1         | 4.5  | 153.5           | 10.7 | 105.3            | 1.7  |
| 4       | 93.8        | -4.9  | 112.4                | -6.9  | 103.7         | 6.3  | 146.1           | 11.7 | 99.1             | -1.3 |
| 5       | 83.8        | -3.1  | 128.3                | 6.7   | 102.6         | 4.0  | 135.2           | 15.6 | 106.1            | 3.8  |
| 6       | 98.5        | -3.1  | ...                  | ...   | ...           | ...  | ...             | ...  | 103.6            | 6.7  |

|         | 폴란드<br>Poland |      | 프랑스<br>France |       | 핀란드<br>Finland |      | 헝가리<br>Hungary |      | 칠레<br>Chile |      |
|---------|---------------|------|---------------|-------|----------------|------|----------------|------|-------------|------|
|         | 전년(동월)비       |      | 전년(동월)비       |       | 전년(동월)비        |      | 전년(동월)비        |      | 전년(동월)비     |      |
| 2016    | 104.1         | 4.1  | 100.5         | 0.5   | 104.5          | 4.5  | 101.4          | 1.4  | 100.1       | 0.1  |
| 2017    | 111.7         | 7.3  | 102.9         | 2.4   | 108.5          | 3.9  | 106.1          | 4.6  | 99.1        | -1.0 |
| 2018    | 118.1         | 5.7  | 103.8         | 0.9   | 111.9          | 3.1  | 109.8          | 3.5  | 101.9       | 2.8  |
| 2019    | 123.1         | 4.2  | 104.4         | 0.6   | 114.6          | 2.4  | 116.0          | 5.7  | 102.8       | 0.8  |
| 2020    | 122.0         | -0.9 | 92.6          | -11.3 | 111.1          | -3.1 | 109.2          | -5.9 | 100.4       | -2.3 |
| 2021    | 139.6         | 14.4 | 98.3          | 6.2   | 115.1          | 3.7  | 119.3          | 9.3  | 105.8       | 5.3  |
| 2021. 1 | 120.5         | 0.6  | 94.4          | -6.9  | 97.2           | -6.9 | 106.2          | -7.0 | 101.3       | -5.0 |
| 2       | 126.1         | 2.4  | 93.3          | -7.0  | 102.2          | 2.6  | 120.2          | 1.7  | 102.0       | 1.1  |
| 3       | 151.8         | 20.6 | 109.4         | 19.4  | 121.0          | -2.6 | 134.5          | 16.7 | 116.3       | 4.0  |
| 4       | 137.3         | 50.2 | 99.2          | 49.1  | 113.3          | 3.5  | 117.0          | 63.2 | 103.3       | 6.2  |
| 5       | 136.6         | 32.2 | 92.7          | 26.1  | 112.2          | 8.6  | 119.9          | 40.4 | 100.2       | 9.0  |
| 6       | 142.7         | 19.1 | 108.2         | 10.3  | 119.1          | 5.1  | 130.4          | 22.3 | 102.2       | 15.0 |
| 7       | 136.0         | 9.4  | 98.4          | 0.9   | 101.9          | 1.1  | 115.3          | 7.8  | 104.9       | 11.4 |
| 8       | 132.0         | 13.1 | 77.6          | 7.7   | 113.5          | 6.0  | 103.1          | 1.4  | 107.0       | 11.8 |
| 9       | 147.0         | 7.8  | 103.9         | -0.8  | 124.1          | 6.3  | 125.2          | -3.5 | 101.4       | 4.6  |
| 10      | 146.7         | 5.2  | 103.6         | -3.2  | 119.1          | 0.9  | 122.2          | -4.5 | 109.4       | 1.5  |
| 11      | 153.2         | 12.7 | 100.1         | -1.5  | 123.8          | 8.0  | 128.8          | 1.4  | 110.8       | 5.5  |
| 12      | 145.1         | 13.7 | 99.3          | 2.7   | 134.3          | 10.9 | 108.7          | 3.4  | 110.7       | 2.3  |
| 2022. 1 | 139.2         | 15.5 | 96.6          | 2.3   | 103.5          | 6.5  | 114.2          | 7.5  | 103.7       | 2.3  |
| 2       | 145.7         | 15.5 | 96.0          | 2.9   | 108.2          | 5.9  | 125.2          | 4.2  | 99.3        | -2.7 |
| 3       | 168.1         | 10.7 | 110.7         | 1.2   | 126.7          | 4.7  | 138.6          | 3.0  | 120.3       | 3.4  |
| 4       | 152.5         | 11.1 | 96.7          | -2.5  | 117.7          | 3.9  | 120.3          | 2.8  | 105.4       | 2.0  |
| 5       | 156.8         | 14.8 | 100.8         | 8.7   | 120.9          | 7.8  | 131.6          | 9.8  | 103.4       | 3.2  |
| 6       | 156.7         | 9.8  | ...           | ...   | ...            | ...  | ...            | ...  | 99.6        | -2.5 |

### 3. 임금지수(제조업) <sup>1)</sup> Wage Indices (Manufacturing)

2015=100

|          | 대한민국 <sup>2)</sup><br>Korea, Rep. of |      | 네덜란드<br>Netherlands |     | 대만 <sup>3)</sup><br>Taiwan |       | 미국<br>U. S. A. |     | 스웨덴<br>Sweden |     | 영국<br>U. K. |      |
|----------|--------------------------------------|------|---------------------|-----|----------------------------|-------|----------------|-----|---------------|-----|-------------|------|
|          | 전년(동월비)                              |      | 전년(동월비)             |     | 전년(동월비)                    |       | 전년(동월비)        |     | 전년(동월비)       |     | 전년(동월비)     |      |
| 2016     | 104.2                                | 4.2  | 101.6               | 1.6 | 100.9                      | 0.9   | 102.7          | 2.7 | 101.9         | 1.9 | 102.2       | 2.2  |
| 2017     | 106.4                                | 2.1  | 103.5               | 1.8 | 104.0                      | 3.1   | 105.0          | 2.3 | 103.9         | 2.0 | 104.3       | 2.0  |
| 2018     | 113.6                                | 6.8  | 105.7               | 2.2 | 108.7                      | 4.5   | 108.2          | 3.1 | 107.0         | 2.9 | 106.7       | 2.3  |
| 2019     | 116.2                                | 2.3  | 108.6               | 2.8 | 110.4                      | 1.6   | 111.3          | 2.8 | 109.5         | 2.3 | 109.1       | 2.3  |
| 2020     | 115.5                                | -0.6 | 112.7               | 3.7 | 110.9                      | 0.5   | 114.5          | 2.9 | 110.5         | 0.9 | 109.1       | -0.1 |
| 2021     | 123.5                                | 6.9  | 115.3               | 2.3 | 118.0                      | 6.4   | 119.6          | 4.4 | 113.3         | 2.5 | 113.2       | 3.8  |
| 2021. 1  | ...                                  | ...  | 114.5               | 2.6 | 147.6                      | -27.9 | 116.8          | 3.6 | 114.5         | 2.7 | 109.9       | 1.8  |
| 2021. 2  | ...                                  | ...  | 114.5               | 2.5 | 165.4                      | 59.2  | 117.2          | 3.6 | 113.6         | 3.2 | 110.7       | 1.9  |
| 2021. 3  | 131.5                                | 7.0  | 114.8               | 2.6 | 97.7                       | 3.6   | 117.4          | 3.5 | 112.1         | 2.2 | 121.9       | 2.2  |
| 2021. 4  | ...                                  | ...  | 115.0               | 2.7 | 98.7                       | 5.3   | 118.1          | 3.3 | 113.3         | 2.5 | 114.6       | 6.9  |
| 2021. 5  | ...                                  | ...  | 115.2               | 2.9 | 104.9                      | 6.1   | 118.6          | 3.8 | 114.4         | 2.5 | 111.3       | 6.7  |
| 2021. 6  | 110.8                                | 6.0  | 115.2               | 2.8 | 105.8                      | 4.9   | 119.2          | 5.2 | 114.3         | 3.1 | 113.4       | 7.4  |
| 2021. 7  | ...                                  | ...  | 115.4               | 1.7 | 131.4                      | 10.9  | 119.9          | 4.7 | 113.4         | 3.8 | 113.3       | 6.0  |
| 2021. 8  | ...                                  | ...  | 115.5               | 1.8 | 119.2                      | 13.3  | 120.4          | 5.2 | 112.7         | 2.9 | 110.2       | 3.2  |
| 2021. 9  | 124.9                                | 6.8  | 115.6               | 1.9 | 113.2                      | 9.3   | 121.5          | 4.9 | 111.8         | 2.9 | 110.6       | 2.8  |
| 2021. 10 | ...                                  | ...  | 115.9               | 2.1 | 109.0                      | 11.3  | 121.4          | 5.2 | 113.0         | 3.1 | 111.4       | 2.5  |
| 2021. 11 | ...                                  | ...  | 115.9               | 2.1 | 108.4                      | 5.7   | 121.8          | 4.8 | 113.3         | 1.1 | 112.9       | 1.1  |
| 2021. 12 | 126.6                                | 7.5  | 115.9               | 2.1 | 114.6                      | 8.3   | 122.6          | 4.9 | 113.1         | 0.4 | 118.5       | 4.1  |
| 2022. 1  | ...                                  | ...  | 116.5               | 1.8 | 218.9                      | 48.3  | 123.4          | 5.7 | 114.6         | 0.1 | 113.7       | 3.4  |
| 2022. 2  | ...                                  | ...  | 117.3               | 2.5 | 109.6                      | -33.7 | 123.1          | 5.1 | 114.3         | 0.7 | 112.9       | 2.0  |
| 2022. 3  | 147.0                                | 11.7 | 117.3               | 2.3 | 104.4                      | 6.9   | 124.1          | 5.8 | 113.1         | 0.9 | 131.7       | 8.0  |
| 2022. 4  | ...                                  | ...  | 117.7               | 2.3 | 106.6                      | 8.0   | 124.9          | 5.8 | 115.9         | 2.3 | 119.0       | 3.8  |
| 2022. 5  | ...                                  | ...  | 117.8               | 2.2 | 116.0                      | 10.6  | 125.3          | 5.6 | 117.1         | 2.4 | 115.9       | 4.2  |
| 2022. 6  | ...                                  | ...  | 118.1               | 2.5 | 110.2                      | 4.2   | 125.4          | 5.2 | ...           | ... | ...         | ...  |

|          | 이탈리아<br>Italy |     | 일본 <sup>4)</sup><br>Japan |      | 체코 <sup>2)</sup><br>Czech Republic |      | 캐나다<br>Canada |      | 폴란드<br>Poland |      | 헝가리<br>Hungary |      |
|----------|---------------|-----|---------------------------|------|------------------------------------|------|---------------|------|---------------|------|----------------|------|
|          | 전년(동월비)       |     | 전년(동월비)                   |      | 전년(동월비)                            |      | 전년(동월비)       |      | 전년(동월비)       |      | 전년(동월비)        |      |
| 2016     | 100.5         | 0.5 | 100.6                     | 0.6  | 103.8                              | 3.8  | 101.4         | 1.4  | 104.6         | 4.6  | 105.9          | 5.9  |
| 2017     | 101.2         | 0.7 | 101.9                     | 1.3  | 111.3                              | 7.2  | 104.3         | 2.9  | 111.2         | 6.3  | 118.2          | 11.6 |
| 2018     | 102.1         | 0.9 | 103.4                     | 1.4  | 119.8                              | 7.6  | 103.4         | -0.9 | 119.4         | 7.4  | 130.6          | 10.5 |
| 2019     | 103.1         | 1.0 | 103.8                     | 0.5  | 126.1                              | 5.3  | 106.6         | 3.1  | 127.4         | 6.7  | 148.6          | 13.8 |
| 2020     | 103.9         | 0.7 | 100.1                     | -3.6 | 129.2                              | 2.5  | 109.9         | 3.1  | 133.3         | 4.7  | 160.8          | 8.2  |
| 2021     | 105.0         | 1.0 | 102.2                     | 2.1  | 136.3                              | 5.5  | 113.0         | 2.8  | 145.6         | 9.2  | 173.9          | 8.2  |
| 2021. 1  | 104.4         | 0.9 | 102.8                     | 1.0  | ...                                | ...  | 113.0         | 4.5  | 137.5         | 4.8  | 163.0          | 7.3  |
| 2021. 2  | 104.4         | 0.9 | 102.2                     | 0.0  | ...                                | ...  | 115.3         | 4.6  | 137.1         | 4.6  | 161.2          | 7.9  |
| 2021. 3  | 104.5         | 0.9 | 102.6                     | 1.6  | 128.4                              | 1.5  | 113.2         | 4.8  | 148.1         | 9.8  | 175.1          | 8.2  |
| 2021. 4  | 104.5         | 0.9 | 103.0                     | 2.5  | ...                                | ...  | 110.7         | -0.4 | 145.2         | 13.2 | 177.9          | 15.5 |
| 2021. 5  | 104.5         | 0.8 | 102.8                     | 2.8  | ...                                | ...  | 112.9         | 3.9  | 141.9         | 13.0 | 171.1          | 9.3  |
| 2021. 6  | 105.1         | 1.1 | 101.9                     | 4.6  | 138.5                              | 11.1 | 111.2         | 4.2  | 145.9         | 12.3 | 173.2          | 8.7  |
| 2021. 7  | 105.2         | 1.2 | 100.8                     | 2.4  | ...                                | ...  | 113.1         | 2.2  | 146.1         | 9.0  | 170.5          | 5.0  |
| 2021. 8  | 105.2         | 1.2 | 103.0                     | 3.4  | ...                                | ...  | 112.7         | 3.5  | 144.9         | 9.1  | 166.4          | 6.8  |
| 2021. 9  | 105.3         | 1.3 | 102.9                     | 2.5  | 133.9                              | 5.2  | 112.7         | 3.6  | 145.8         | 8.1  | 168.5          | 7.1  |
| 2021. 10 | 105.3         | 1.2 | 102.4                     | 1.4  | ...                                | ...  | 111.5         | 2.2  | 146.8         | 8.1  | 168.9          | 5.4  |
| 2021. 11 | 105.3         | 1.2 | 102.3                     | 1.3  | ...                                | ...  | 112.6         | 1.5  | 149.7         | 8.5  | 195.7          | 8.3  |
| 2021. 12 | 105.4         | 1.3 | 99.7                      | 1.9  | 144.6                              | 4.5  | 117.1         | -0.5 | 158.4         | 10.1 | 195.6          | 9.0  |
| 2022. 1  | 105.8         | 1.3 | 103.0                     | 0.2  | ...                                | ...  | 114.9         | 1.7  | 149.3         | 8.6  | 179.2          | 9.9  |
| 2022. 2  | 105.9         | 1.4 | 102.9                     | 0.7  | ...                                | ...  | 116.6         | 1.1  | 151.0         | 10.2 | 179.0          | 11.0 |
| 2022. 3  | 105.9         | 1.3 | 102.8                     | 0.2  | 137.8                              | 7.4  | 118.0         | 4.3  | 163.3         | 10.3 | 202.3          | 15.5 |
| 2022. 4  | 106.0         | 1.4 | 104.8                     | 1.7  | ...                                | ...  | 117.1         | 5.8  | 162.8         | 12.2 | 198.4          | 11.5 |
| 2022. 5  | 106.0         | 1.4 | 101.6                     | -1.2 | ...                                | ...  | 115.1         | 2.0  | 158.9         | 12.0 | 194.8          | 13.8 |
| 2022. 6  | 106.7         | 1.5 | ...                       | ...  | ...                                | ...  | ...           | ...  | 162.7         | 11.5 | ...            | ...  |

주: 1) 시간임금 기준, 제조업 2) 월자료는 분기자료임 3) 월임금 기준, 보너스포함, 자국월보에 수록된 임금수치를 지수화한 자료

4) 월임금기준, 계절조정

자료: OECD 『Main Economic Indicators』, 대만 『Earnings and Productivity Statistics』

## IV. 건설·교통·도소매·경기 CONSTRUCTION/TRANSPORTATION/ RETAIL, WHOLESALE/ECONOMY

1. 주거용빌딩 건축허가(수주) ..... 42
2. 승용차 등록대수 ..... 43
3. 국제해운수송 ..... 44
4. 소매판매 불변금액 지수(계절조정) ..... 47
5. 경기선행지수(계절조정) ..... 50

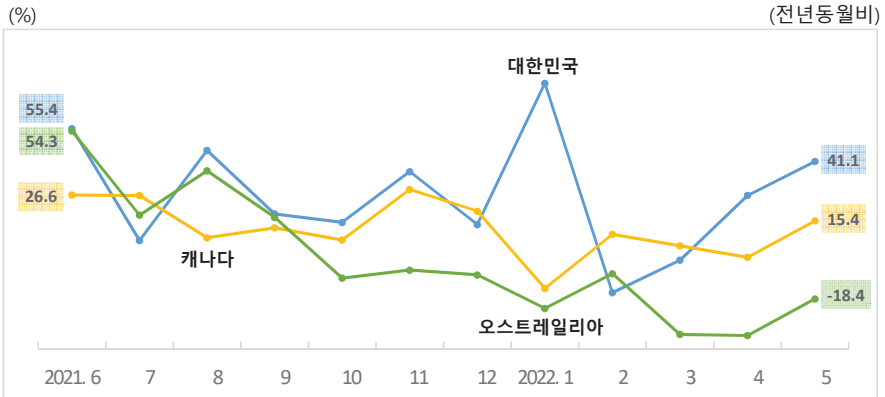
**IV-4. 소매판매 불변금액 지수(계절조정)(Sales/Total Retail Trade (Volume, Seasonally Adjusted))**

- 소매업체(백화점, 슈퍼마켓, 편의점 등)를 대상으로 매월 소매판매동향을 보기 위해 작성한 지수임. 본 통계표에서는 물가상승요인 및 계절변동요인을 제거한 계절조정불변 금액지수를 주로 수록함.

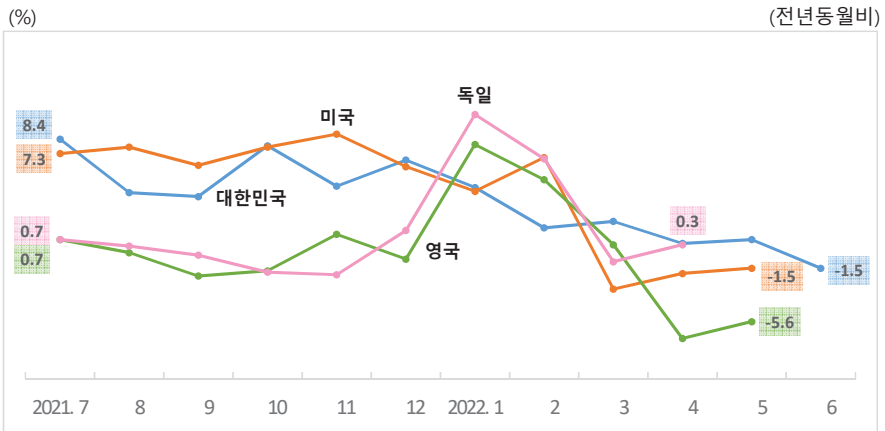
**IV-5. 경기선행지수(계절조정)(Composite Leading Indicators (Seasonally Adjusted))**

- 투자 관련 허가·수주지표나 재고율, 통화량 등의 지표처럼 실제 경기순환에 앞서 변동하는 개별 지표를 종합하여 만든 지수로, 향후 경기변동의 단기 예측에 이용됨.

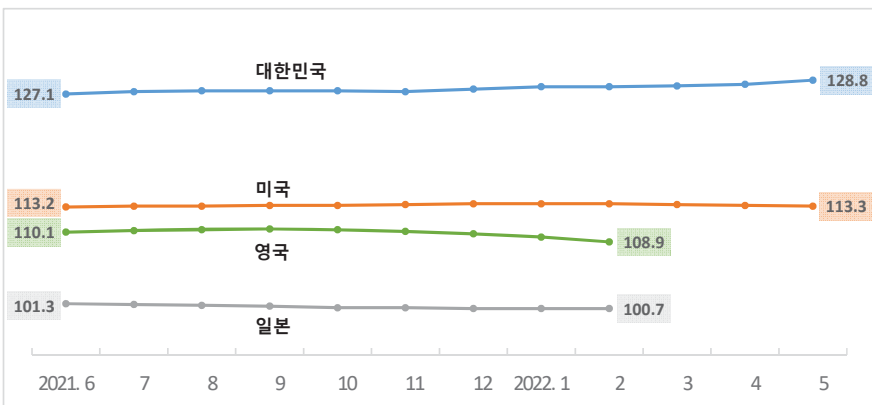
### 주거용빌딩 건축허가(수주)



### 소매판매 불변금액 지수(계절조정)



### 경기선행지수(계절조정)



# 1. 주거용빌딩 건축허가(수주)

## Permits Issued for Residential Buildings (Orders Construction)

2015=100

|          | 대한민국<br>Korea, Rep. of |       | 네덜란드<br>Netherlands |       | 덴마크<br>Denmark |       | 룩셈부르크<br>Luxembourg |       | 벨기에<br>Belgium |       |
|----------|------------------------|-------|---------------------|-------|----------------|-------|---------------------|-------|----------------|-------|
|          | 전년(동월)비                |       | 전년(동월)비             |       | 전년(동월)비        |       | 전년(동월)비             |       | 전년(동월)비        |       |
| 2016     | 91.7                   | -8.3  | 111.2               | 11.2  | 132.8          | 33.0  | 106.3               | 6.3   | 110.4          | 10.4  |
| 2017     | 82.2                   | -10.4 | 135.1               | 21.4  | 127.9          | -3.7  | 110.8               | 4.2   | 108.2          | -2.0  |
| 2018     | 67.0                   | -18.4 | 133.3               | -1.3  | 169.4          | 32.5  | 120.0               | 8.3   | 135.7          | 25.4  |
| 2019     | 54.1                   | -19.3 | 120.1               | -9.9  | 161.1          | -4.9  | 123.2               | 2.7   | 120.9          | -10.9 |
| 2020     | 53.9                   | -0.4  | 131.9               | 9.8   | 137.1          | -14.9 | 110.4               | -10.4 | 119.7          | -1.0  |
| 2021     | 67.3                   | 25.0  | 150.0               | 13.7  | 134.5          | -1.9  | 133.9               | 21.4  | 124.9          | 4.3   |
| 2020. 12 | 71.9                   | 7.9   | 152.3               | 19.5  | 154.7          | 17.7  | 103.2               | -18.8 | 128.0          | 19.8  |
| 2021. 1  | 40.3                   | 5.2   | 143.5               | 18.6  | 108.8          | -24.0 | 133.0               | 49.4  | 123.3          | 14.3  |
| 2        | 55.6                   | 6.0   | 170.8               | 41.7  | 121.8          | 6.3   | 119.3               | -9.2  | 115.7          | 6.1   |
| 3        | 72.1                   | 38.7  | 186.5               | 28.7  | 127.8          | -42.0 | 268.8               | 310.0 | 153.7          | -3.3  |
| 4        | 72.0                   | 44.5  | 149.2               | 14.7  | 144.1          | 6.1   | 104.3               | -27.6 | 128.5          | 8.7   |
| 5        | 61.7                   | 26.7  | 136.1               | 7.9   | 193.7          | 121.4 | 104.3               | -15.6 | 122.7          | 25.4  |
| 6        | 76.6                   | 55.4  | 154.6               | 10.9  | 184.3          | 22.7  | 108.2               | -1.9  | 148.4          | 31.8  |
| 7        | 71.5                   | 6.9   | 165.3               | 11.1  | 134.7          | 42.1  | 146.9               | 10.9  | 123.4          | 8.0   |
| 8        | 67.6                   | 45.9  | 122.1               | 19.7  | 98.7           | -12.5 | 117.4               | 37.7  | 108.4          | -7.8  |
| 9        | 68.9                   | 18.4  | 147.1               | 7.2   | 163.2          | 5.8   | 125.6               | 38.3  | 121.4          | 9.0   |
| 10       | 72.5                   | 14.7  | 133.6               | 2.8   | 95.2           | -40.4 | 178.2               | 27.3  | 121.1          | -10.8 |
| 11       | 67.3                   | 36.7  | 142.2               | 9.2   | 131.9          | 12.2  | 132.2               | 21.5  | 113.7          | -9.1  |
| 12       | 81.8                   | 13.8  | 149.0               | -2.2  | 109.8          | -29.1 | 69.2                | -32.9 | 118.5          | -7.5  |
| 2022. 1  | 70.5                   | 75.0  | 125.7               | -12.4 | 159.1          | 46.2  | 57.7                | -56.6 | 106.2          | -13.8 |
| 2        | 46.9                   | -15.7 | 136.2               | -20.3 | 114.8          | -5.7  | 114.5               | -4.0  | 111.8          | -3.3  |
| 3        | 70.9                   | -1.6  | 153.8               | -17.5 | 121.7          | -4.8  | 110.8               | -58.8 | 159.5          | 3.8   |
| 4        | 91.0                   | 26.4  | 137.6               | -7.8  | ...            | ...   | ...                 | ...   | 99.6           | -22.5 |
| 5        | 87.1                   | 41.1  | ...                 | ...   | ...            | ...   | ...                 | ...   | ...            | ...   |

|          | 스페인<br>Spain |       | 오스트레일리아<br>Australia |       | 캐나다<br>Canada |       | 튀르키예<br>Turkiye |       | 포르투갈<br>Portugal |       |
|----------|--------------|-------|----------------------|-------|---------------|-------|-----------------|-------|------------------|-------|
|          | 전년(동월)비      |       | 전년(동월)비              |       | 전년(동월)비       |       | 전년(동월)비         |       | 전년(동월)비          |       |
| 2016     | 128.9        | 28.9  | 97.9                 | -2.1  | 103.4         | 3.4   | 105.9           | 5.9   | 137.3            | 37.1  |
| 2017     | 162.6        | 26.2  | 94.1                 | -3.9  | 111.9         | 8.3   | 130.8           | 23.5  | 173.7            | 26.5  |
| 2018     | 202.7        | 24.7  | 88.8                 | -5.7  | 117.8         | 5.3   | 79.0            | -39.6 | 250.9            | 44.4  |
| 2019     | 213.8        | 5.5   | 73.8                 | -16.9 | 116.4         | -1.2  | 42.7            | -45.9 | 289.4            | 15.4  |
| 2020     | 172.1        | -19.5 | 78.4                 | 6.2   | 125.9         | 8.1   | 77.6            | 81.7  | 291.5            | 0.7   |
| 2021     | 218.0        | 26.6  | 96.2                 | 22.8  | 163.8         | 30.1  | 112.2           | 44.6  | 330.9            | 13.5  |
| 2020. 12 | 170.5        | -12.5 | 88.2                 | 22.7  | 125.6         | 26.4  | 166.0           | 49.6  | 292.2            | 37.6  |
| 2021. 1  | 177.8        | -12.1 | 66.9                 | 18.3  | 131.6         | 25.6  | 84.3            | 127.2 | 313.1            | -10.2 |
| 2        | 188.8        | -14.6 | 100.1                | 22.9  | 112.0         | 30.4  | 92.1            | 135.2 | 262.7            | -13.9 |
| 3        | 207.7        | 34.4  | 126.3                | 59.2  | 191.0         | 98.1  | 154.2           | 198.5 | 442.3            | 86.8  |
| 4        | 221.6        | 113.4 | 107.6                | 38.6  | 181.2         | 104.1 | 112.9           | 144.4 | 380.2            | 85.2  |
| 5        | 216.7        | 36.2  | 107.4                | 55.0  | 170.7         | 23.5  | 67.4            | 45.0  | 363.3            | 10.5  |
| 6        | 213.4        | 23.8  | 101.9                | 54.3  | 197.8         | 26.6  | 118.9           | 23.7  | 311.7            | 7.3   |
| 7        | 248.2        | 54.1  | 96.5                 | 17.9  | 174.5         | 26.4  | 89.9            | 3.5   | 388.7            | 14.9  |
| 8        | 151.0        | 17.5  | 98.2                 | 37.1  | 153.0         | 8.1   | 94.4            | 33.8  | 314.2            | 18.9  |
| 9        | 278.1        | 35.7  | 98.8                 | 16.9  | 166.5         | 12.4  | 109.9           | 21.9  | 309.0            | 19.3  |
| 10       | 242.4        | 43.1  | 83.2                 | -9.4  | 163.2         | 7.1   | 110.5           | 13.0  | 263.4            | -19.2 |
| 11       | 249.6        | 14.7  | 86.4                 | -5.9  | 173.9         | 29.0  | 113.7           | 10.2  | 334.1            | 10.3  |
| 12       | 220.3        | 29.3  | 81.1                 | -8.0  | 150.3         | 19.6  | 198.4           | 19.5  | 287.6            | -1.6  |
| 2022. 1  | 214.9        | 20.9  | 51.9                 | -22.5 | 113.5         | -13.8 | 69.0            | -18.2 | 355.9            | 13.7  |
| 2        | 202.0        | 7.0   | 92.6                 | -7.5  | 122.8         | 9.6   | 74.2            | -19.4 | 344.9            | 31.3  |
| 3        | 263.2        | 26.7  | 83.6                 | -33.8 | 199.8         | 4.6   | 105.6           | -31.5 | 414.0            | -6.4  |
| 4        | ...          | ...   | 70.8                 | -34.3 | 180.4         | -0.4  | ...             | ...   | 329.1            | -13.4 |
| 5        | ...          | ...   | 87.6                 | -18.4 | 197.0         | 15.4  | ...             | ...   | 409.9            | 12.8  |

자료: OECD 『Main Economic Indicators』



## 2. 승용차 등록대수 1)

### Passenger Cars Registrations

단위: 월평균, 대

In monthly averages, each

|         | 대한민국<br>Korea, Rep. of | 그리스<br>Greece | 네덜란드<br>Netherlands | 뉴질랜드<br>New Zealand | 덴마크<br>Denmark | 독일<br>Germany | 미국<br>U.S.A. | 벨기에<br>Belgium |
|---------|------------------------|---------------|---------------------|---------------------|----------------|---------------|--------------|----------------|
| 2016    | 128,685                | 6,573         | 32,087              | 21,014              | 18,539         | 279,301       | 573,612      | 44,960         |
| 2017    | 128,267                | 7,343         | 34,545              | 22,855              | 18,456         | 286,772       | 507,434      | 45,547         |
| 2018    | 128,118                | 8,620         | 37,281              | 21,321              | 18,206         | 286,315       | 442,523      | 45,803         |
| 2019    | 125,790                | 9,509         | 37,523              | 20,405              | 18,802         | 300,605       | 393,309      | 45,834         |
| 2020    | 135,897                | 6,742         | 29,833              | 16,166              | 16,582         | 243,140       | 283,487      | 35,958         |
| 2021    | 123,344                | 8,416         | 27,059              | 19,507              | 15,550         | 218,511       | 279,171      | 31,927         |
| 2021. 2 | 107,280                | 6,689         | 21,862              | 17,800              | 9,976          | 194,349       | 258,785      | 36,536         |
| 3       | 141,236                | 8,984         | 24,186              | 21,119              | 23,872         | 292,349       | 362,479      | 44,966         |
| 4       | 139,187                | 10,198        | 23,846              | 18,958              | 15,630         | 229,650       | 350,295      | 37,192         |
| 5       | 125,819                | 10,850        | 25,601              | 21,262              | 17,019         | 230,635       | 379,673      | 34,836         |
| 6       | 141,626                | 13,875        | 33,318              | 21,555              | 20,508         | 274,152       | 414,867      | 41,126         |
| 7       | 133,162                | 10,586        | 26,883              | 23,105              | 13,565         | 236,393       | 304,747      | 27,596         |
| 8       | 107,072                | 6,198         | 21,877              | 11,725              | 15,917         | 193,307       | 254,242      | 27,026         |
| 9       | 102,749                | 6,612         | 24,663              | 19,316              | 14,283         | 196,972       | 222,801      | 26,554         |
| 10      | 108,046                | 6,409         | 24,240              | 19,894              | 12,721         | 178,683       | 208,849      | 25,045         |
| 11      | 121,045                | 7,168         | 27,333              | 22,572              | 14,976         | 198,258       | 204,787      | 24,134         |
| 12      | 121,105                | 5,660         | 35,708              | 17,668              | 17,817         | 227,630       | 238,555      | 20,377         |
| 2022. 1 | 111,518                | 5,521         | 30,984              | 19,062              | 9,454          | 184,112       | 201,755      | 33,947         |
| 2       | 95,330                 | 8,550         | 22,860              | 18,413              | 10,268         | 200,512       | 217,068      | 32,201         |
| 3       | 122,740                | 8,410         | 24,959              | 35,547              | 14,752         | 241,330       | 262,590      | 36,998         |
| 4       | 123,439                | 9,289         | 22,087              | 15,052              | 11,151         | 180,264       | 266,963      | 28,402         |
| 5       | 124,184                | 11,991        | 23,507              | 17,459              | 13,642         | 207,199       | 243,097      | 29,025         |
| 6       | 116,431                | 11,091        | 30,012              | ...                 | 14,967         | ...           | 240,752      | 34,814         |
| 7       | 127,445                | ...           | ...                 | ...                 | ...            | ...           | ...          | ...            |

|         | 스웨덴<br>Sweden | 스페인<br>Spain | 슬로바키아<br>Slovak Republic | 영국<br>U.K. | 일본<br>Japan | 캐나다<br>Canada | 폴란드<br>Poland | 프랑스<br>France |
|---------|---------------|--------------|--------------------------|------------|-------------|---------------|---------------|---------------|
| 2016    | 32,335        | 95,589       | 7,347                    | 224,399    | 233,458     | 55,091        | 34,677        | 172,561       |
| 2017    | 32,727        | 102,911      | 7,998                    | 211,718    | 245,251     | 53,913        | 40,349        | 180,164       |
| 2018    | 30,461        | 109,899      | 8,173                    | 197,262    | 241,288     | 48,863        | 44,324        | 185,286       |
| 2019    | 30,580        | 104,857      | 8,475                    | 192,595    | 235,157     | 41,404        | 46,300        | 187,936       |
| 2020    | 25,266        | 70,935       | 6,359                    | 135,922    | 206,569     | 27,125        | 35,696        | 140,892       |
| 2021    | 26,193        | 71,625       | 6,308                    | 137,265    | 199,989     | 28,779        | 37,303        | 140,215       |
| 2021. 2 | 23,586        | 58,279       | 5,535                    | 51,312     | 226,954     | 20,181        | 37,754        | 136,075       |
| 3       | 48,723        | 85,819       | 6,542                    | 283,964    | 329,239     | 32,210        | 47,849        | 187,791       |
| 4       | 23,133        | 78,595       | 6,787                    | 141,583    | 182,760     | 33,759        | 40,149        | 125,119       |
| 5       | 25,713        | 95,403       | 8,037                    | 156,737    | 165,932     | 33,757        | 41,388        | 144,033       |
| 6       | 37,638        | 96,785       | 8,223                    | 186,128    | 198,108     | 39,855        | 43,711        | 202,248       |
| 7       | 18,110        | 83,900       | 7,695                    | 123,296    | 212,707     | 33,848        | 38,849        | 118,277       |
| 8       | 20,925        | 47,584       | 6,778                    | 68,033     | 175,530     | 32,693        | 33,218        | 90,173        |
| 9       | 23,745        | 59,641       | 5,797                    | 215,312    | 169,723     | 35,187        | 33,085        | 136,464       |
| 10      | 20,916        | 59,044       | 5,767                    | 106,265    | 150,608     | 26,984        | 31,259        | 122,813       |
| 11      | 22,093        | 66,399       | 5,704                    | 115,706    | 188,723     | 21,792        | 31,950        | 125,464       |
| 12      | 28,255        | 86,081       | 5,510                    | 108,596    | 191,299     | 18,091        | 36,163        | 164,145       |
| 2022. 1 | 20,527        | 42,377       | 5,739                    | 115,087    | 181,926     | 18,582        | 28,975        | 106,543       |
| 2       | 21,917        | 62,103       | 6,006                    | 58,994     | 184,729     | 20,049        | 33,538        | 119,126       |
| 3       | 29,893        | 59,920       | 7,476                    | 243,479    | 284,544     | 27,553        | 39,528        | 151,453       |
| 4       | 23,050        | 69,111       | 6,058                    | 119,167    | 153,509     | 26,482        | 34,882        | 112,018       |
| 5       | 27,736        | 84,977       | 6,650                    | 124,394    | 136,405     | 27,782        | 35,897        | 129,756       |
| 6       | 27,374        | 89,252       | 8,024                    | 140,958    | 169,680     | ...           | 39,585        | 174,323       |
| 7       | ...           | ...          | ...                      | 112,162    | ...         | ...           | ...           | ...           |

주: 1) 연간자료는 월평균 수치임

자료: 국토교통부 교통물류실 자동차운영보험과, OECD 『Main Economic Indicators』

### 3. 국제해운수송 1) International Maritime Transport

단위: 천 M/T

In thousands M/T

|          | 노르웨이<br>Norway       |                        | 뉴질랜드<br>New Zealand  |                        | 독일<br>Germany        |                        | 라트비아<br>Latvia       |                        | 러시아<br>Russia        |                        |
|----------|----------------------|------------------------|----------------------|------------------------|----------------------|------------------------|----------------------|------------------------|----------------------|------------------------|
|          | 출항<br>Freight loaded | 입항<br>Freight unloaded | 출항<br>Freight loaded | 입항<br>Freight unloaded | 출항<br>Freight loaded | 입항<br>Freight unloaded | 출항<br>Freight loaded | 입항<br>Freight unloaded | 출항<br>Freight loaded | 입항<br>Freight unloaded |
| 2016     | 10,160               | 2,131                  | 3,369                | 1,782                  | 9,696                | 14,244                 | 4,685                | 575                    | 4,863                | 238                    |
| 2017     | 10,491               | 2,341                  | 3,384                | 1,979                  | 9,638                | 14,604                 | 4,513                | 644                    | 4,806                | 279                    |
| 2018     | 9,883                | 2,862                  | 3,544                | 2,048                  | ...                  | ...                    | 4,755                | 760                    | 3,764                | 302                    |
| 2019     | 9,982                | 2,515                  | 3,632                | 2,048                  | ...                  | ...                    | 4,755                | 760                    | 3,674                | 181                    |
| 2020     | 11,208               | 2,446                  | 3,439                | 1,914                  | ...                  | ...                    | ...                  | ...                    | 8,467                | 262                    |
| 2021     | 11,208               | 2,446                  | 3,424                | 2,212                  | ...                  | ...                    | 2,642                | 836                    | 7,595                | 517                    |
| 2020. 11 | 11,157               | 2,486                  | 3,521                | 2,058                  | 9,807                | 13,348                 | 2,927                | 834                    | ...                  | ...                    |
| 12       | ...                  | ...                    | 3,763                | 1,925                  | 10,049               | 12,985                 | 3,194                | 614                    | ...                  | ...                    |
| 2021. 1  | ...                  | ...                    | 2,778                | 2,164                  | ...                  | ...                    | 2,943                | 701                    | ...                  | ...                    |
| 2        | 10,857               | 2,390                  | 3,536                | 1,613                  | 9,189                | 12,256                 | 2,755                | 648                    | ...                  | ...                    |
| 3        | ...                  | ...                    | 4,057                | 2,111                  | 10,682               | 14,775                 | 3,303                | 800                    | ...                  | ...                    |
| 4        | ...                  | ...                    | 4,109                | 1,859                  | 9,627                | 12,764                 | 2,320                | 750                    | ...                  | ...                    |
| 5        | 11,269               | 2,529                  | 3,647                | 2,078                  | 9,341                | 14,101                 | 2,529                | 761                    | ...                  | ...                    |
| 6        | ...                  | ...                    | 3,976                | 2,080                  | 9,571                | 13,842                 | 2,142                | 819                    | ...                  | ...                    |
| 7        | ...                  | ...                    | 4,047                | 2,268                  | 9,298                | 13,936                 | 1,967                | 889                    | ...                  | ...                    |
| 8        | 11,692               | 2,489                  | 3,329                | 2,250                  | 9,218                | 14,232                 | 2,351                | 872                    | ...                  | ...                    |
| 9        | ...                  | ...                    | 2,653                | 2,170                  | 9,355                | 14,050                 | 2,589                | 1,088                  | ...                  | ...                    |
| 10       | ...                  | ...                    | 3,746                | 2,497                  | 9,865                | 14,625                 | 2,734                | 874                    | ...                  | ...                    |
| 11       | 11,496               | 2,566                  | 3,161                | 2,160                  | 9,563                | 14,727                 | 3,041                | 879                    | ...                  | ...                    |
| 12       | ...                  | ...                    | 2,051                | 3,297                  | ...                  | ...                    | 3,026                | 951                    | ...                  | ...                    |
| 2022. 1  | ...                  | ...                    | 2,309                | 1,911                  | ...                  | ...                    | 2,853                | 892                    | ...                  | ...                    |
| 2        | 10,642               | 2,254                  | 3,015                | 1,709                  | 8,322                | 12,519                 | 2,940                | 827                    | ...                  | ...                    |
| 3        | ...                  | ...                    | 3,644                | 1,999                  | 10,211               | 14,113                 | 3,635                | 1,180                  | ...                  | ...                    |
| 4        | ...                  | ...                    | 5,565                | 1,574                  | ...                  | ...                    | 2,810                | 946                    | ...                  | ...                    |

|          | 루마니아<br>Romania      |                        | 리투아니아<br>Lithuania   |                        | 멕시코<br>Mexico        |                        | 모로코<br>Morocco       |                        | 몬테네그로<br>Montenegro  |                        |
|----------|----------------------|------------------------|----------------------|------------------------|----------------------|------------------------|----------------------|------------------------|----------------------|------------------------|
|          | 출항<br>Freight loaded | 입항<br>Freight unloaded | 출항<br>Freight loaded | 입항<br>Freight unloaded | 출항<br>Freight loaded | 입항<br>Freight unloaded | 출항<br>Freight loaded | 입항<br>Freight unloaded | 출항<br>Freight loaded | 입항<br>Freight unloaded |
| 2016     | 2,145                | 1,713                  | 2,592                | 1,516                  | 10,317               | 9,210                  | ...                  | ...                    | 67                   | 67                     |
| 2017     | 2,087                | 1,892                  | 2,761                | 1,648                  | 10,287               | 10,251                 | ...                  | ...                    | 101                  | 74                     |
| 2018     | 2,080                | 2,012                  | 2,995                | 1,688                  | 10,883               | 11,026                 | ...                  | ...                    | 65                   | 98                     |
| 2019     | 2,228                | 2,197                  | 2,995                | 1,688                  | 10,883               | 11,026                 | ...                  | ...                    | 86                   | 85                     |
| 2020     | 1,980                | 1,955                  | 2,938                | 1,670                  | 9,959                | 8,407                  | 2,847                | 4,805                  | 86                   | 85                     |
| 2021     | 1,980                | 1,955                  | 2,938                | 1,670                  | 9,967                | 9,563                  | 2,847                | 4,805                  | ...                  | ...                    |
| 2020. 11 | 1,979                | 2,029                  | 3,106                | 1,516                  | 9,849                | 8,669                  | 2,624                | 4,448                  | ...                  | ...                    |
| 12       | ...                  | ...                    | 3,460                | 1,601                  | 10,122               | 8,528                  | 3,293                | 4,266                  | ...                  | ...                    |
| 2021. 1  | ...                  | ...                    | 3,006                | 1,453                  | 8,956                | 8,464                  | 2,373                | 4,836                  | ...                  | ...                    |
| 2        | 1,499                | 1,449                  | 2,642                | 1,415                  | 8,892                | 7,798                  | 2,293                | 3,687                  | 112                  | 192                    |
| 3        | ...                  | ...                    | 2,626                | 1,740                  | 9,789                | 8,782                  | 5,721                | 10,447                 | ...                  | ...                    |
| 4        | ...                  | ...                    | 2,570                | 1,387                  | 9,491                | 10,025                 | 2,963                | 5,331                  | ...                  | ...                    |
| 5        | 2,052                | 2,265                  | 2,667                | 1,659                  | 10,243               | 10,345                 | 2,403                | 4,511                  | 82                   | 73                     |
| 6        | ...                  | ...                    | 2,450                | 1,899                  | 9,785                | 10,071                 | 2,982                | 4,583                  | ...                  | ...                    |
| 7        | ...                  | ...                    | ...                  | ...                    | 10,802               | 10,807                 | 2,668                | 4,072                  | ...                  | ...                    |
| 8        | 2,757                | 2,289                  | ...                  | ...                    | 10,734               | 10,233                 | 2,869                | 4,469                  | 76                   | 81                     |
| 9        | ...                  | ...                    | ...                  | ...                    | 9,796                | 9,413                  | 3,252                | 4,152                  | ...                  | ...                    |
| 10       | ...                  | ...                    | ...                  | ...                    | 9,928                | 9,533                  | ...                  | ...                    | ...                  | ...                    |
| 11       | 2,346                | 2,060                  | ...                  | ...                    | 10,408               | 9,389                  | ...                  | ...                    | 131                  | 76                     |
| 12       | ...                  | ...                    | ...                  | ...                    | 10,776               | 9,892                  | ...                  | ...                    | ...                  | ...                    |
| 2022. 1  | ...                  | ...                    | ...                  | ...                    | 8,009                | 9,692                  | ...                  | ...                    | ...                  | ...                    |
| 2        | 2,299                | 2,355                  | ...                  | ...                    | ...                  | ...                    | ...                  | ...                    | 150                  | 64                     |
| 3        | ...                  | ...                    | ...                  | ...                    | 11,356               | 10,624                 | ...                  | ...                    | ...                  | ...                    |
| 4        | ...                  | ...                    | ...                  | ...                    | 10,416               | 10,348                 | ...                  | ...                    | ...                  | ...                    |

주: 1) 연간자료는 월평균 수치임      2) 상업항구만 포함      3) 정부관할구역만 포함      4) 수상화물통계  
 ※ 특별한 언급이 없으면 바다를 통하여 국제간에 수송된 화물수송실적을 말함.  
 우편물, 금은괴, 화폐, 여행자화물, 상품으로 운반되는 선박 등은 제외되며 선상에서 직접 환적된 화물도 제외됨.  
 자료: UN 『Monthly Bulletin of Statistics』

### 3. 국제해운수송(계속) <sup>1)</sup>

#### International Maritime Transport (Cont'd)

단위: 천 M/T

In thousands M/T

|       | 방글라데시<br>Bangladesh     |                           | 불가리아<br>Bulgaria        |                           | 세네갈<br>Senegal          |                           | 스웨덴<br>Sweden           |                           | 슬로베니아<br>Slovenia       |                           |       |
|-------|-------------------------|---------------------------|-------------------------|---------------------------|-------------------------|---------------------------|-------------------------|---------------------------|-------------------------|---------------------------|-------|
|       | 출항<br>Freight<br>loaded | 입항<br>Freight<br>unloaded | 출항<br>Freight<br>loaded | 입항<br>Freight<br>unloaded | 출항<br>Freight<br>loaded | 입항<br>Freight<br>unloaded | 출항<br>Freight<br>loaded | 입항<br>Freight<br>unloaded | 출항<br>Freight<br>loaded | 입항<br>Freight<br>unloaded |       |
| 2016  | ...                     | ...                       | 1,101                   | 1,242                     | ...                     | ...                       | 5,574                   | 6,817                     | 592                     | 1,173                     |       |
| 2017  | 581                     | 6,626                     | 1,276                   | 1,303                     | ...                     | ...                       | 5,813                   | 6,787                     | 558                     | 1,293                     |       |
| 2018  | 594                     | 7,605                     | 1,244                   | 1,078                     | ...                     | ...                       | 5,590                   | 7,255                     | 563                     | 1,374                     |       |
| 2019  | 592                     | 8,267                     | 1,410                   | 1,215                     | ...                     | ...                       | 5,374                   | 6,771                     | 542                     | 1,301                     |       |
| 2020  | 592                     | 8,267                     | 1,410                   | 1,215                     | ...                     | ...                       | 5,413                   | 6,595                     | 487                     | 1,040                     |       |
| 2021  | ...                     | ...                       | ...                     | ...                       | ...                     | ...                       | 5,413                   | 6,595                     | 461                     | 1,211                     |       |
| 2020. | 11                      | 632                       | 9,863                   | 972                       | 1,054                   | ...                       | 5,672                   | 6,275                     | 470                     | 992                       |       |
|       | 12                      | 649                       | 10,965                  | ...                       | ...                     | ...                       | ...                     | ...                       | 495                     | 1,019                     |       |
| 2021. | 1                       | 644                       | 10,009                  | ...                       | ...                     | 370                       | 1,139                   | ...                       | 483                     | 953                       |       |
|       | 2                       | 669                       | 9,791                   | 969                       | 976                     | ...                       | ...                     | 5,658                     | 6,475                   | 507                       | 942   |
|       | 3                       | 653                       | 10,283                  | ...                       | ...                     | ...                       | ...                     | ...                       | 623                     | 1,376                     |       |
|       | 4                       | 596                       | 11,268                  | ...                       | ...                     | ...                       | ...                     | ...                       | 531                     | 1,388                     |       |
|       | 5                       | 643                       | 8,081                   | 1,005                     | 1,061                   | ...                       | ...                     | 5,675                     | 6,703                   | 403                       | 1,451 |
|       | 6                       | 650                       | 7,368                   | ...                       | ...                     | ...                       | ...                     | ...                       | 544                     | 943                       |       |
|       | 7                       | 630                       | 6,711                   | ...                       | ...                     | ...                       | ...                     | ...                       | 395                     | 1,379                     |       |
|       | 8                       | 656                       | 7,665                   | 1,488                     | 1,094                   | 424                       | 1,402                   | 5,569                     | 6,418                   | 372                       | 1,061 |
|       | 9                       | 672                       | 8,685                   | ...                       | ...                     | ...                       | ...                     | ...                       | 417                     | 1,534                     |       |
|       | 10                      | ...                       | ...                     | ...                       | ...                     | 389                       | 1,122                   | ...                       | ...                     | 458                       | 1,072 |
|       | 11                      | ...                       | ...                     | 1,039                     | 892                     | 546                       | 1,181                   | 5,902                     | 6,418                   | 360                       | 1,255 |
|       | 12                      | ...                       | ...                     | ...                       | ...                     | 539                       | 1,164                   | ...                       | ...                     | 434                       | 1,180 |
| 2022. | 1                       | ...                       | ...                     | ...                       | ...                     | ...                       | ...                     | ...                       | ...                     | 493                       | 1,440 |
|       | 2                       | ...                       | ...                     | 1,197                     | 1,243                   | 414                       | 1,409                   | 5,663                     | 6,768                   | 427                       | 1,325 |
|       | 3                       | ...                       | ...                     | ...                       | ...                     | ...                       | ...                     | ...                       | ...                     | 496                       | 1,346 |
|       | 4                       | ...                       | ...                     | ...                       | ...                     | ...                       | ...                     | ...                       | ...                     | 450                       | 1,353 |

|       | 아제르바이잔<br>Azerbaijan    |                           | 에스토니아<br>Estonia        |                           | 오스트레일리아<br>Australia    |                           | 이란<br>Iran              |                           | 이스라엘 <sup>2)</sup><br>Israel |                           |       |
|-------|-------------------------|---------------------------|-------------------------|---------------------------|-------------------------|---------------------------|-------------------------|---------------------------|------------------------------|---------------------------|-------|
|       | 출항<br>Freight<br>loaded | 입항<br>Freight<br>unloaded | 출항<br>Freight<br>loaded | 입항<br>Freight<br>unloaded | 출항<br>Freight<br>loaded | 입항<br>Freight<br>unloaded | 출항<br>Freight<br>loaded | 입항<br>Freight<br>unloaded | 출항<br>Freight<br>loaded      | 입항<br>Freight<br>unloaded |       |
| 2016  | 758                     | 4                         | 1,877                   | 917                       | 119,052                 | 8,172                     | 6,461                   | 5,001                     | 1,728                        | 3,026                     |       |
| 2017  | 897                     | 20                        | 1,957                   | 944                       | 121,917                 | 8,439                     | 6,909                   | 5,314                     | 1,712                        | 3,115                     |       |
| 2018  | 825                     | 19                        | ...                     | ...                       | 125,064                 | 8,697                     | 6,675                   | 4,714                     | 1,686                        | 3,207                     |       |
| 2019  | 687                     | 19                        | 1,899                   | 1,146                     | 125,922                 | 8,181                     | 6,796                   | 4,699                     | 1,634                        | 3,174                     |       |
| 2020  | 726                     | 30                        | ...                     | ...                       | 126,233                 | 7,872                     | 5,520                   | 4,319                     | 1,594                        | 3,194                     |       |
| 2021  | 740                     | 30                        | 2,199                   | 1,079                     | 126,233                 | 7,872                     | 6,303                   | 5,127                     | 1,594                        | 3,194                     |       |
| 2020. | 11                      | 597                       | 20                      | 1,921                     | 1,093                   | 120,566                   | 8,176                   | 4,382                     | 2,265                        | 1,627                     | 3,255 |
|       | 12                      | 775                       | 19                      | 2,190                     | 1,029                   | 136,991                   | 8,048                   | 5,508                     | 3,622                        | ...                       | ...   |
| 2021. | 1                       | 766                       | 20                      | 2,129                     | 865                     | 122,403                   | 7,882                   | 6,322                     | 4,556                        | ...                       | ...   |
|       | 2                       | 618                       | 20                      | 2,244                     | 738                     | 115,867                   | 7,983                   | 5,730                     | 4,109                        | 1,634                     | 3,140 |
|       | 3                       | 944                       | 20                      | 2,472                     | 973                     | 126,937                   | 8,826                   | 6,443                     | 4,719                        | ...                       | ...   |
|       | 4                       | 831                       | 19                      | 2,455                     | 1,120                   | 124,545                   | 8,542                   | 6,181                     | 4,913                        | ...                       | ...   |
|       | 5                       | 763                       | 19                      | 2,304                     | 1,213                   | 131,449                   | 7,687                   | 7,117                     | 5,474                        | 1,600                     | 3,380 |
|       | 6                       | 641                       | ...                     | 2,066                     | 1,243                   | 133,495                   | 8,902                   | 6,538                     | 4,938                        | ...                       | ...   |
|       | 7                       | 622                       | 19                      | 2,159                     | 1,345                   | 126,405                   | 7,883                   | 6,989                     | 5,502                        | ...                       | ...   |
|       | 8                       | 774                       | 20                      | 2,281                     | 1,343                   | 133,793                   | 14,902                  | 5,983                     | 5,287                        | 1,450                     | 3,417 |
|       | 9                       | 638                       | 18                      | 2,279                     | 1,339                   | ...                       | ...                     | 5,990                     | 5,354                        | ...                       | ...   |
|       | 10                      | 732                       | 19                      | 1,942                     | 988                     | ...                       | ...                     | 6,363                     | 5,606                        | ...                       | ...   |
|       | 11                      | 773                       | 19                      | 1,813                     | 948                     | ...                       | ...                     | 5,694                     | 5,419                        | ...                       | ...   |
|       | 12                      | 775                       | 19                      | 2,245                     | 834                     | ...                       | ...                     | 6,282                     | 5,643                        | ...                       | ...   |
| 2022. | 1                       | 802                       | 18                      | 1,897                     | 971                     | ...                       | ...                     | 11,893                    | 6,038                        | ...                       | ...   |
|       | 2                       | 808                       | 18                      | 1,974                     | 1,036                   | ...                       | ...                     | ...                       | ...                          | ...                       | ...   |
|       | 3                       | 908                       | 19                      | 2,051                     | 1,128                   | ...                       | ...                     | 6,208                     | 5,986                        | ...                       | ...   |
|       | 4                       | 998                       | 17                      | 1,469                     | 1,411                   | ...                       | ...                     | 6,498                     | 6,262                        | ...                       | ...   |

### 3. 국제해운수송(계속) 1) International Maritime Transport (Cont'd)

단위: 천 M/T In thousand M/T

|          | 크로아티아<br>Croatia        |                           | 키프로스 3)<br>Cyprus       |                           | 파키스탄<br>Pakistan        |                           | 페루<br>Peru              |                           |
|----------|-------------------------|---------------------------|-------------------------|---------------------------|-------------------------|---------------------------|-------------------------|---------------------------|
|          | 출항<br>Freight<br>loaded | 입항<br>Freight<br>unloaded | 출항<br>Freight<br>loaded | 입항<br>Freight<br>unloaded | 출항<br>Freight<br>loaded | 입항<br>Freight<br>unloaded | 출항<br>Freight<br>loaded | 입항<br>Freight<br>unloaded |
| 2016     | 423                     | 996                       | 405                     | 604                       | ...                     | ...                       | 1,176                   | 1,904                     |
| 2017     | 453                     | 1,179                     | 413                     | 651                       | ...                     | ...                       | 1,352                   | 2,124                     |
| 2018     | 410                     | 1,253                     | 357                     | 671                       | ...                     | ...                       | ...                     | ...                       |
| 2019     | 387                     | 1,200                     | 357                     | 671                       | ...                     | ...                       | ...                     | ...                       |
| 2020     | 491                     | 1,044                     | 305                     | 618                       | ...                     | ...                       | 1,355                   | 2,002                     |
| 2021     | 486                     | 1,195                     | 265                     | 595                       | ...                     | ...                       | ...                     | 2,002                     |
| 2020. 11 | 470                     | 992                       | 402                     | 606                       | ...                     | ...                       | 1,305                   | 2,497                     |
| 12       | 547                     | 1,069                     | 268                     | 608                       | ...                     | ...                       | 1,449                   | 2,841                     |
| 2021. 1  | 570                     | 1,041                     | 195                     | 455                       | 2,033                   | 7,260                     | 1,299                   | 2,225                     |
| 2        | 417                     | 1,118                     | 256                     | 492                       | ...                     | ...                       | ...                     | ...                       |
| 3        | 524                     | 995                       | 274                     | 552                       | 2,661                   | 3,744                     | 1,292                   | 2,531                     |
| 4        | 542                     | 1,301                     | 322                     | 681                       | 1,773                   | 7,477                     | 1,232                   | 2,325                     |
| 5        | 507                     | 1,398                     | 301                     | 646                       | 1,773                   | 7,477                     | 1,384                   | 2,561                     |
| 6        | 593                     | 1,419                     | 277                     | 657                       | 1,902                   | 7,206                     | ...                     | ...                       |
| 7        | 517                     | 1,115                     | 316                     | 753                       | 1,624                   | 7,440                     | 1,494                   | 2,334                     |
| 8        | 346                     | 1,299                     | 260                     | 529                       | ...                     | ...                       | 1,545                   | 2,245                     |
| 9        | 374                     | 940                       | 241                     | 475                       | ...                     | ...                       | 1,437                   | 237                       |
| 10       | 499                     | 1,191                     | 207                     | 631                       | 1,977                   | 7,397                     | 1,421                   | 2,400                     |
| 11       | 505                     | 1,070                     | 294                     | 765                       | 2,430                   | 7,178                     | 1,437                   | 2,412                     |
| 12       | 433                     | 1,455                     | 233                     | 503                       | 2,333                   | 6,846                     | 1,503                   | 2,265                     |
| 2022. 1  | 388                     | 1,004                     | 222                     | 612                       | 2,332                   | 6,798                     | ...                     | ...                       |
| 2        | 381                     | 883                       | 255                     | 483                       | 2,262                   | 5,704                     | 1,565                   | 2,312                     |
| 3        | 544                     | 1,721                     | 288                     | 637                       | 2,281                   | 6,320                     | 1,458                   | 2,203                     |
| 4        | 537                     | 1,723                     | 285                     | 641                       | ...                     | ...                       | 1,187                   | 2,229                     |

|          | 포르투갈<br>Portugal        |                           | 폴란드<br>Poland           |                           | 핀란드<br>Finland          |                           | 홍콩 4)<br>Hong Kong      |                           |
|----------|-------------------------|---------------------------|-------------------------|---------------------------|-------------------------|---------------------------|-------------------------|---------------------------|
|          | 출항<br>Freight<br>loaded | 입항<br>Freight<br>unloaded | 출항<br>Freight<br>loaded | 입항<br>Freight<br>unloaded | 출항<br>Freight<br>loaded | 입항<br>Freight<br>unloaded | 출항<br>Freight<br>loaded | 입항<br>Freight<br>unloaded |
| 2016     | ...                     | ...                       | 2,583                   | 3,328                     | 3,915                   | 3,993                     | 8,830                   | 12,557                    |
| 2017     | 2,505                   | 4,150                     | 2,359                   | 3,963                     | 4,290                   | 3,941                     | 8,914                   | 14,545                    |
| 2018     | 2,376                   | 4,101                     | 2,490                   | 4,911                     | 4,400                   | 4,272                     | 8,253                   | 13,293                    |
| 2019     | 2,173                   | 3,836                     | 2,491                   | 5,158                     | 4,441                   | 3,998                     | 7,699                   | 14,244                    |
| 2020     | 2,222                   | 3,477                     | 2,739                   | 4,403                     | 4,184                   | 3,819                     | 6,613                   | 14,161                    |
| 2021     | 2,222                   | 3,477                     | 2,721                   | 4,991                     | 4,198                   | 3,640                     | 6,569                   | 11,242                    |
| 2020. 11 | 2,416                   | 3,686                     | 3,099                   | 4,102                     | 4,205                   | 3,692                     | 7,020                   | 12,878                    |
| 12       | 2,348                   | 3,344                     | 2,823                   | 4,178                     | 4,404                   | 3,700                     | 7,333                   | 13,857                    |
| 2021. 1  | 2,610                   | 3,734                     | 2,996                   | 4,969                     | 4,086                   | 3,591                     | 6,485                   | 11,947                    |
| 2        | 2,231                   | 3,106                     | 3,006                   | 4,494                     | 3,742                   | 3,358                     | 4,055                   | 7,236                     |
| 3        | 2,661                   | 3,744                     | 3,258                   | 5,132                     | 4,283                   | 3,847                     | 6,693                   | 12,759                    |
| 4        | ...                     | ...                       | 2,702                   | 4,564                     | 4,046                   | 3,149                     | 6,782                   | 11,758                    |
| 5        | ...                     | ...                       | 2,737                   | 4,678                     | 4,187                   | 3,039                     | 7,167                   | 11,867                    |
| 6        | ...                     | ...                       | 2,533                   | 4,840                     | 4,202                   | 3,726                     | 6,780                   | 10,659                    |
| 7        | ...                     | ...                       | 2,446                   | 4,995                     | 4,271                   | 3,853                     | 7,210                   | 11,717                    |
| 8        | ...                     | ...                       | 2,247                   | 4,950                     | 3,989                   | 3,724                     | 6,753                   | 11,566                    |
| 9        | ...                     | ...                       | 2,827                   | 4,499                     | 4,360                   | 3,707                     | 6,907                   | 11,353                    |
| 10       | ...                     | ...                       | 2,719                   | 5,628                     | 4,366                   | 4,269                     | 6,022                   | 10,496                    |
| 11       | ...                     | ...                       | 2,665                   | 5,692                     | 4,555                   | 3,790                     | 7,314                   | 12,128                    |
| 12       | ...                     | ...                       | 2,517                   | 5,446                     | 4,287                   | 3,631                     | 6,659                   | 11,418                    |
| 2022. 1  | ...                     | ...                       | 2,298                   | 4,980                     | 3,765                   | 3,653                     | 4,870                   | 8,896                     |
| 2        | ...                     | ...                       | 2,331                   | 5,192                     | 3,480                   | 3,634                     | 4,212                   | 7,592                     |
| 3        | ...                     | ...                       | 2,771                   | 6,511                     | 3,847                   | 4,009                     | 5,653                   | 11,183                    |
| 4        | ...                     | ...                       | 2,359                   | 6,033                     | ...                     | ...                       | 6,504                   | 11,382                    |

## 4. 소매판매 불변금액 지수(계절조정)

### Sales/Total Retail Trade (Volume, Seasonally Adjusted)

2015=100

|         | 대한민국 <sup>1)</sup><br>Korea, Rep. of |      | 그리스<br>Greece |      | 네덜란드<br>Netherlands |       | 노르웨이<br>Norway |      | 덴마크<br>Denmark |      |
|---------|--------------------------------------|------|---------------|------|---------------------|-------|----------------|------|----------------|------|
|         | 전년(동월비)                              |      | 전년(동월비)       |      | 전년(동월비)             |       | 전년(동월비)        |      | 전년(동월비)        |      |
| 2016    | 103.9                                | 3.9  | 99.5          | -0.5 | 101.7               | 1.7   | 98.5           | -1.5 | 101.3          | 1.3  |
| 2017    | 105.9                                | 1.9  | 100.7         | 1.1  | 104.5               | 2.7   | 100.2          | 1.6  | 102.0          | 0.7  |
| 2018    | 110.5                                | 4.3  | 102.1         | 1.4  | 107.6               | 3.0   | 100.9          | 0.7  | 103.7          | 1.6  |
| 2019    | 113.1                                | 2.4  | 102.9         | 0.8  | 109.9               | 2.1   | 100.7          | -0.2 | 104.4          | 0.7  |
| 2020    | 112.9                                | -0.2 | 98.5          | -4.3 | 112.9               | 2.8   | 109.1          | 8.3  | 108.0          | 3.5  |
| 2021    | 119.6                                | 5.9  | 109.2         | 10.9 | 115.9               | 2.6   | 109.1          | 0.0  | 112.4          | 4.0  |
| 2021. 1 | 112.2                                | 0.4  | 102.2         | -2.4 | 99.3                | -10.1 | 112.1          | 9.7  | 99.2           | -5.7 |
| 2       | 106.2                                | 8.6  | 101.4         | -2.3 | 105.7               | -6.0  | 112.0          | 7.6  | 104.2          | -0.2 |
| 3       | 119.5                                | 11.8 | 102.3         | -0.4 | 114.7               | 5.1   | 112.1          | 7.8  | 121.0          | 20.7 |
| 4       | 118.9                                | 9.2  | 105.5         | 39.0 | 114.5               | 10.0  | 112.6          | 3.3  | 112.8          | 11.6 |
| 5       | 122.8                                | 3.7  | 113.9         | 14.8 | 124.4               | 8.9   | 119.5          | 6.4  | 115.9          | 5.6  |
| 6       | 119.5                                | 2.2  | 113.6         | 14.4 | 122.0               | 5.0   | 118.2          | 0.6  | 116.7          | 4.4  |
| 7       | 120.2                                | 8.4  | 111.6         | 11.2 | 118.6               | 2.2   | 114.1          | -3.5 | 115.6          | 4.9  |
| 8       | 116.5                                | 4.3  | 109.8         | 5.7  | 119.9               | 1.9   | 109.9          | -2.6 | 114.5          | 4.8  |
| 9       | 122.7                                | 4.0  | 111.9         | 9.6  | 118.4               | 2.8   | 110.4          | -2.4 | 113.1          | 3.4  |
| 10      | 125.0                                | 7.9  | 114.1         | 7.5  | 120.1               | 5.2   | 111.9          | -2.6 | 114.3          | -1.9 |
| 11      | 124.7                                | 4.8  | 111.5         | 16.8 | 120.4               | 1.9   | 113.1          | -4.8 | 113.0          | 0.4  |
| 12      | 127.2                                | 6.8  | 112.2         | 20.4 | 109.0               | 2.9   | 109.7          | -2.0 | 108.8          | 2.2  |
| 2022. 1 | 117.5                                | 4.7  | 110.6         | 8.2  | 113.6               | 14.4  | 110.1          | -1.8 | 111.8          | 12.7 |
| 2       | 107.9                                | 1.6  | 112.6         | 11.0 | 117.5               | 11.2  | 108.8          | -2.8 | 111.0          | 5.7  |
| 3       | 122.0                                | 2.1  | 114.7         | 12.1 | 118.8               | 3.6   | 112.1          | 0.0  | 109.6          | -9.5 |
| 4       | 119.4                                | 0.4  | 115.5         | 9.5  | 117.2               | 2.4   | 110.6          | -1.8 | 110.3          | -2.2 |
| 5       | 123.6                                | 0.7  | 109.8         | -3.6 | 118.9               | -4.4  | 109.6          | -8.3 | 109.1          | -5.9 |
| 6       | 117.7                                | -1.5 | ...           | ...  | 114.8               | -5.9  | ...            | ...  | 105.7          | -9.4 |

|         | 독일<br>Germany |      | 리투아니아<br>Lithuania |      | 룩셈부르크<br>Luxembourg |       | 멕시코<br>Mexico |      | 미국<br>U.S.A. |      |
|---------|---------------|------|--------------------|------|---------------------|-------|---------------|------|--------------|------|
|         | 전년(동월비)       |      | 전년(동월비)            |      | 전년(동월비)             |       | 전년(동월비)       |      | 전년(동월비)      |      |
| 2016    | 102.6         | 2.6  | 106.5              | 6.5  | 43.3                | -56.7 | 105.3         | 5.3  | 101.2        | 1.2  |
| 2017    | 105.6         | 2.9  | 111.4              | 4.5  | 29.8                | -31.2 | 105.0         | -0.3 | 103.1        | 1.9  |
| 2018    | 107.4         | 1.8  | 118.8              | 6.6  | 30.9                | 3.5   | 106.7         | 1.6  | 104.8        | 1.6  |
| 2019    | 110.9         | 3.2  | 125.1              | 5.3  | 32.3                | 4.8   | 109.0         | 2.1  | 105.8        | 1.0  |
| 2020    | 116.1         | 4.8  | 128.4              | 2.6  | 31.7                | -1.9  | 99.0          | -9.2 | 107.8        | 1.9  |
| 2021    | 117.0         | 0.7  | 144.9              | 12.9 | 34.8                | 9.7   | 106.6         | 7.7  | 121.3        | 12.6 |
| 2021. 1 | 106.2         | -5.4 | 122.3              | -5.3 | 32.5                | -2.7  | 102.3         | -6.9 | 117.6        | 11.0 |
| 2       | 109.7         | -2.5 | 128.5              | -1.8 | 34.5                | 3.3   | 103.9         | -3.5 | 114.9        | 8.2  |
| 3       | 120.5         | 7.7  | 139.1              | 20.7 | 34.0                | 25.5  | 107.3         | 1.7  | 126.6        | 25.8 |
| 4       | 112.6         | 7.4  | 144.7              | 36.5 | 34.7                | 64.5  | 107.1         | 30.0 | 125.2        | 42.0 |
| 5       | 117.8         | -0.2 | 148.5              | 20.1 | 35.4                | 21.6  | 107.1         | 28.7 | 123.2        | 18.7 |
| 6       | 123.3         | 5.2  | 151.6              | 16.1 | 35.8                | 4.7   | 106.8         | 17.4 | 122.4        | 10.9 |
| 7       | 118.2         | 0.7  | 151.2              | 13.6 | 34.7                | -2.3  | 106.7         | 10.2 | 120.0        | 7.3  |
| 8       | 118.9         | 0.2  | 150.1              | 11.1 | 34.9                | 2.0   | 106.8         | 7.5  | 120.4        | 7.8  |
| 9       | 117.9         | -0.5 | 151.6              | 12.1 | 35.2                | 5.1   | 107.2         | 5.8  | 121.1        | 6.4  |
| 10      | 118.2         | -1.8 | 150.8              | 9.8  | 34.9                | 3.9   | 107.5         | 6.3  | 122.2        | 7.8  |
| 11      | 120.2         | -2.0 | 150.3              | 10.6 | 35.9                | 9.8   | 108.2         | 4.1  | 122.1        | 8.8  |
| 12      | 117.3         | 1.4  | 150.0              | 16.9 | 35.2                | 7.3   | 108.3         | 5.3  | 119.5        | 6.3  |
| 2022. 1 | 117.1         | 10.3 | 146.1              | 19.5 | 35.4                | 8.9   | 109.4         | 6.9  | 122.8        | 4.4  |
| 2       | 117.3         | 6.9  | 146.3              | 13.9 | 35.1                | 1.7   | 110.6         | 6.4  | 123.0        | 7.0  |
| 3       | 119.3         | -1.0 | 150.4              | 8.1  | 36.1                | 6.2   | 111.2         | 3.6  | 122.7        | -3.1 |
| 4       | 112.9         | 0.3  | 147.9              | 2.2  | 34.9                | 0.6   | 111.8         | 4.3  | 122.9        | -1.9 |
| 5       | ...           | ...  | 147.8              | -0.5 | 34.6                | -2.3  | 112.4         | 4.9  | 121.4        | -1.5 |
| 6       | ...           | ...  | 146.1              | -3.6 | 34.4                | -3.9  | ...           | ...  | ...          | ...  |

주: 1) 불변지수

자료: 통계청 『소매판매액통계』, OECD 『Main Economic Indicators』

### 4. 소매판매 불변금액 지수(계절조정)(계속) Sales/Total Retail Trade (Volume, Seasonally Adjusted)(Cont'd)

2015=100

|         | 벨기에<br>Belgium |      | 브라질<br>Brazil |      | 스웨덴<br>Sweden |      | 스위스<br>Switzerland |      | 스페인<br>Spain |      |
|---------|----------------|------|---------------|------|---------------|------|--------------------|------|--------------|------|
|         | 전년(동월)비        |      | 전년(동월)비       |      | 전년(동월)비       |      | 전년(동월)비            |      | 전년(동월)비      |      |
| 2016    | 100.1          | 0.1  | 93.8          | -6.2 | 103.0         | 3.0  | 98.8               | -1.2 | 103.9        | 3.9  |
| 2017    | 100.0          | -0.1 | 95.7          | 2.1  | 104.9         | 1.8  | 100.4              | 1.6  | 104.8        | 0.9  |
| 2018    | 100.1          | 0.1  | 97.9          | 2.3  | 106.6         | 1.6  | 101.3              | 0.9  | 105.5        | 0.7  |
| 2019    | 101.0          | 0.8  | 99.7          | 1.8  | 109.2         | 2.5  | 102.3              | 1.0  | 107.9        | 2.3  |
| 2020    | 103.0          | 2.0  | 100.9         | 1.2  | 111.7         | 2.3  | 103.6              | 1.3  | 100.8        | -6.5 |
| 2021    | 108.7          | 5.5  | 102.3         | 1.4  | 118.4         | 6.0  | 108.4              | 4.6  | 104.2        | 3.3  |
| 2021. 1 | 107.1          | 5.6  | 102.2         | 0.7  | 114.3         | 2.7  | 101.8              | -1.0 | 99.9         | -8.4 |
| 2       | 111.0          | 10.7 | 102.4         | 0.8  | 116.1         | 4.2  | 95.9               | -7.1 | 103.0        | -6.0 |
| 3       | 110.8          | 13.3 | 99.3          | 1.5  | 117.8         | 7.5  | 117.2              | 23.0 | 104.9        | 13.0 |
| 4       | 108.0          | 18.9 | 102.1         | 23.9 | 117.4         | 7.4  | 115.0              | 38.4 | 103.7        | 37.5 |
| 5       | 109.4          | 6.8  | 105.3         | 15.8 | 121.6         | 10.9 | 111.7              | 2.2  | 103.9        | 17.5 |
| 6       | 109.7          | 3.5  | 103.4         | 5.3  | 121.3         | 8.7  | 108.7              | 0.7  | 104.4        | 1.2  |
| 7       | 106.4          | 3.4  | 106.6         | 4.0  | 118.0         | 5.0  | 106.3              | -1.8 | 104.2        | -0.2 |
| 8       | 108.0          | -4.9 | 102.4         | -3.1 | 118.8         | 6.4  | 108.1              | 1.0  | 103.9        | -1.3 |
| 9       | 108.3          | 1.8  | 101.5         | -5.2 | 118.6         | 5.0  | 108.5              | 2.6  | 104.5        | -0.2 |
| 10      | 108.3          | 0.2  | 101.7         | -5.8 | 119.0         | 5.1  | 109.1              | 1.6  | 104.3        | -1.2 |
| 11      | 109.8          | 12.2 | 102.3         | -5.1 | 120.3         | 5.7  | 110.1              | 4.6  | 109.9        | 5.1  |
| 12      | 108.2          | 1.5  | 99.5          | -2.9 | 115.7         | 4.7  | 108.4              | 0.0  | 103.8        | -2.8 |
| 2022. 1 | 107.4          | 0.3  | 101.9         | -0.3 | 119.1         | 4.2  | 108.4              | 6.5  | 103.4        | 3.5  |
| 2       | 105.5          | -5.0 | 103.3         | 0.8  | 118.9         | 2.4  | 108.7              | 13.3 | 104.6        | 1.6  |
| 3       | 106.4          | -4.0 | 104.7         | 5.4  | 119.4         | 1.4  | 109.6              | -6.5 | 99.9         | -4.8 |
| 4       | 106.1          | -1.8 | 105.7         | 3.5  | 119.6         | 1.9  | 108.7              | -5.5 | 105.2        | 1.4  |
| 5       | 106.1          | -3.0 | ...           | ...  | 118.8         | -2.3 | 110.1              | -1.4 | 105.2        | 1.3  |
| 6       | 103.9          | -5.3 | ...           | ...  | 117.4         | -3.2 | 110.2              | 1.4  | 104.8        | 0.4  |

|         | 슬로바키아<br>Slovak Republic |       | 슬로베니아<br>Slovenia |       | 아일랜드<br>Ireland |       | 에스토니아<br>Estonia |      | 영국<br>U.K. |      |
|---------|--------------------------|-------|-------------------|-------|-----------------|-------|------------------|------|------------|------|
|         | 전년(동월)비                  |       | 전년(동월)비           |       | 전년(동월)비         |       | 전년(동월)비          |      | 전년(동월)비    |      |
| 2016    | 102.1                    | 2.1   | 106.7             | 6.7   | 107.7           | 7.5   | 104.1            | 4.1  | 104.5      | 4.5  |
| 2017    | 108.2                    | 6.0   | 115.8             | 8.5   | 111.8           | 3.8   | 105.9            | 1.7  | 106.6      | 2.0  |
| 2018    | 112.2                    | 3.6   | 125.1             | 8.1   | 115.9           | 3.7   | 107.0            | 1.0  | 109.3      | 2.5  |
| 2019    | 110.7                    | -1.4  | 128.2             | 2.5   | 118.4           | 2.1   | 111.7            | 4.4  | 112.5      | 2.9  |
| 2020    | 109.5                    | -1.1  | 118.8             | -7.4  | 115.3           | -2.6  | 115.6            | 3.5  | 113.1      | 0.5  |
| 2021    | 110.9                    | 1.3   | 132.6             | 11.6  | 126.6           | 9.9   | 129.2            | 11.8 | 118.1      | 4.5  |
| 2021. 1 | 97.5                     | -14.7 | 116.8             | -10.0 | 102.3           | -14.6 | 122.7            | 7.6  | 109.0      | -3.5 |
| 2       | 100.9                    | -13.2 | 128.1             | 0.7   | 122.7           | 1.0   | 123.0            | 4.5  | 111.1      | -0.7 |
| 3       | 104.8                    | 0.0   | 132.7             | 23.2  | 123.3           | 12.8  | 121.6            | 5.7  | 115.6      | 7.3  |
| 4       | 107.2                    | 12.5  | 128.2             | 35.7  | 125.6           | 83.4  | 122.9            | 23.6 | 124.8      | 36.5 |
| 5       | 110.0                    | 10.8  | 129.6             | 12.7  | 129.9           | 46.1  | 129.6            | 14.3 | 122.2      | 19.7 |
| 6       | 112.0                    | 5.8   | 131.9             | 7.8   | 133.3           | 9.8   | 129.4            | 10.8 | 122.5      | 6.7  |
| 7       | 112.0                    | 1.4   | 128.5             | 0.9   | 131.6           | 5.7   | 130.2            | 12.4 | 118.8      | 0.7  |
| 8       | 114.5                    | 1.7   | 130.6             | 5.7   | 134.3           | 5.7   | 128.7            | 9.2  | 118.7      | -0.3 |
| 9       | 117.5                    | 3.5   | 133.3             | 9.2   | 132.2           | -0.9  | 134.8            | 14.7 | 117.8      | -2.1 |
| 10      | 116.6                    | 2.0   | 135.7             | 13.1  | 130.0           | 1.4   | 132.5            | 11.0 | 119.9      | -1.7 |
| 11      | 117.8                    | 4.1   | 140.3             | 22.0  | 129.4           | 14.7  | 136.2            | 13.4 | 119.2      | 1.1  |
| 12      | 117.6                    | 2.3   | 139.9             | 23.0  | 124.9           | -2.3  | 132.7            | 10.2 | 118.0      | -0.8 |
| 2022. 1 | 116.1                    | 19.1  | 139.2             | 19.2  | 123.2           | 20.4  | 134.1            | 9.3  | 117.8      | 8.0  |
| 2       | 118.2                    | 17.1  | 145.2             | 13.3  | 123.7           | 0.8   | 131.3            | 6.7  | 117.0      | 5.3  |
| 3       | 118.9                    | 13.5  | 145.0             | 9.3   | 123.2           | -0.1  | 138.3            | 13.7 | 116.0      | 0.3  |
| 4       | 117.3                    | 9.4   | 145.4             | 13.4  | 127.7           | 1.7   | 134.9            | 9.8  | 116.2      | -6.9 |
| 5       | 117.2                    | 6.5   | 147.8             | 14.0  | 126.0           | -3.0  | 134.3            | 3.6  | 115.4      | -5.6 |
| 6       | ...                      | ...   | ...               | ...   | 124.4           | -6.7  | 131.1            | 1.3  | ...        | ...  |

### 4. 소매판매 불변금액 지수(계절조정)(계속) Sales/Total Retail Trade (Volume, Seasonally Adjusted)(Cont'd)

2015=100

|          | 오스트리아<br>Austria |       | 이탈리아<br>Italy |      | 일본<br>Japan |      | 체코<br>Czech Republic |      | 캐나다<br>Canada |      |
|----------|------------------|-------|---------------|------|-------------|------|----------------------|------|---------------|------|
|          | 전년(동월)비          |       | 전년(동월)비       |      | 전년(동월)비     |      | 전년(동월)비              |      | 전년(동월)비       |      |
| 2016     | 101.4            | 1.4   | 100.2         | 0.2  | 99.6        | -0.4 | 104.7                | 4.7  | 103.9         | 3.9  |
| 2017     | 102.1            | 0.7   | 99.9          | -0.3 | 101.0       | 1.4  | 110.9                | 5.9  | 109.9         | 5.8  |
| 2018     | 102.4            | 0.3   | 99.6          | -0.3 | 101.7       | 0.7  | 116.5                | 5.0  | 111.2         | 1.2  |
| 2019     | 103.7            | 1.2   | 100.3         | 0.7  | 101.3       | -0.4 | 122.1                | 4.8  | 111.4         | 0.1  |
| 2020     | 103.4            | -0.2  | 92.9          | -7.4 | 98.0        | -3.3 | 121.1                | -0.8 | 109.5         | -1.7 |
| 2021     | 106.5            | 3.0   | 100.3         | 8.0  | ...         | ...  | 126.0                | 4.1  | 118.8         | 8.5  |
| 2021 . 1 | 87.4             | -15.9 | 92.4          | -9.0 | 99.1        | -0.9 | 115.9                | -7.7 | 111.7         | 0.1  |
| 2        | 111.8            | 5.4   | 98.0          | -3.9 | 100.4       | 0.5  | 121.2                | -3.2 | 118.9         | 6.4  |
| 3        | 111.0            | 20.6  | 95.7          | 22.2 | 100.4       | 3.5  | 119.3                | 7.2  | 125.0         | 23.3 |
| 4        | 105.3            | 21.6  | 96.5          | 37.5 | 99.0        | 13.9 | 119.6                | 7.4  | 117.9         | 50.9 |
| 5        | 112.7            | 3.4   | 100.9         | 16.9 | 98.8        | 10.2 | 132.1                | 8.4  | 115.2         | 20.4 |
| 6        | 110.5            | 3.8   | 102.1         | 7.8  | 99.7        | -0.5 | 131.7                | 7.1  | 119.8         | 3.7  |
| 7        | 106.8            | -1.9  | 102.0         | 9.1  | 99.1        | 0.5  | 130.1                | 4.2  | 119.3         | 3.6  |
| 8        | 108.3            | 0.2   | 102.3         | 1.6  | ...         | ...  | 130.1                | 4.8  | 120.5         | 4.9  |
| 9        | 109.2            | 0.6   | 102.7         | 2.3  | ...         | ...  | 129.0                | 3.7  | 119.1         | 0.7  |
| 10       | 107.4            | -0.1  | 102.6         | 2.6  | ...         | ...  | 129.8                | 6.9  | 120.2         | 0.9  |
| 11       | 103.8            | 6.9   | 102.3         | 12.0 | ...         | ...  | 128.6                | 11.2 | 120.4         | 1.1  |
| 12       | 102.4            | -1.3  | 102.4         | 11.1 | ...         | ...  | 125.0                | 0.8  | 117.9         | 3.5  |
| 2022 . 1 | 104.7            | 19.8  | 101.6         | 10.0 | ...         | ...  | 127.5                | 10.0 | 121.1         | 8.4  |
| 2        | 106.5            | -4.7  | 101.9         | 4.0  | ...         | ...  | 127.0                | 4.8  | 120.8         | 1.6  |
| 3        | 107.6            | -3.1  | 101.7         | 6.3  | ...         | ...  | 127.0                | 6.5  | 120.3         | -3.8 |
| 4        | 108.0            | 2.6   | 101.8         | 5.5  | ...         | ...  | 126.4                | 5.7  | 121.3         | 2.9  |
| 5        | 105.6            | -6.3  | 103.0         | 2.1  | ...         | ...  | 123.5                | -6.5 | 121.9         | 5.8  |
| 6        | ...              | ...   | ...           | ...  | ...         | ...  | ...                  | ...  | ...           | ...  |

|          | 포르투갈<br>Portugal |       | 폴란드<br>Poland |      | 프랑스<br>France |      | 핀란드<br>Finland |      | 헝가리<br>Hungary |      |
|----------|------------------|-------|---------------|------|---------------|------|----------------|------|----------------|------|
|          | 전년(동월)비          |       | 전년(동월)비       |      | 전년(동월)비       |      | 전년(동월)비        |      | 전년(동월)비        |      |
| 2016     | 102.7            | 2.7   | 105.8         | 5.8  | 103.4         | 3.4  | 102.0          | 2.0  | 104.8          | 4.8  |
| 2017     | 108.1            | 5.2   | 112.0         | 5.9  | 106.8         | 3.3  | 104.6          | 2.6  | 110.7          | 5.6  |
| 2018     | 113.4            | 4.9   | 119.4         | 6.6  | 109.8         | 2.8  | 106.5          | 1.8  | 118.1          | 6.7  |
| 2019     | 116.2            | 2.4   | 124.9         | 4.6  | 112.8         | 2.7  | 109.1          | 2.4  | 125.5          | 6.3  |
| 2020     | 111.1            | -4.3  | 128.9         | 3.2  | 110.6         | -1.9 | 113.8          | 4.3  | 125.4          | -0.1 |
| 2021     | 119.2            | 7.3   | 140.6         | 9.1  | 121.5         | 9.8  | 117.6          | 3.3  | 129.8          | 3.5  |
| 2021 . 1 | 108.1            | -10.9 | 130.3         | -1.5 | 117.7         | 2.9  | 116.0          | 4.9  | 128.0          | -0.8 |
| 2        | 106.2            | -15.4 | 134.5         | 2.0  | 119.1         | 4.3  | 117.3          | 4.5  | 126.0          | -4.1 |
| 3        | 111.6            | 1.4   | 135.1         | 9.4  | 120.4         | 26.1 | 117.5          | 6.7  | 126.9          | -1.8 |
| 4        | 116.7            | 29.7  | 128.9         | 15.9 | 112.9         | 43.8 | 120.2          | 10.1 | 126.1          | 13.7 |
| 5        | 121.4            | 19.2  | 138.9         | 13.1 | 120.4         | 11.6 | 118.9          | 3.8  | 127.7          | 7.3  |
| 6        | 118.8            | 9.6   | 139.3         | 8.7  | 123.7         | 5.6  | 119.2          | 3.7  | 129.0          | 5.5  |
| 7        | 119.4            | 5.8   | 142.5         | 8.6  | 122.4         | 7.7  | 117.5          | 3.3  | 129.3          | 3.1  |
| 8        | 119.7            | 6.6   | 142.9         | 8.1  | 123.7         | 2.3  | 117.9          | 2.4  | 130.7          | 4.1  |
| 9        | 121.6            | 6.0   | 144.9         | 9.9  | 123.7         | 6.4  | 117.7          | 2.5  | 131.9          | 4.6  |
| 10       | 125.6            | 7.9   | 146.0         | 11.0 | 124.1         | 4.0  | 116.3          | 0.3  | 133.0          | 5.2  |
| 11       | 129.7            | 15.1  | 150.5         | 14.3 | 124.8         | 24.6 | 117.6          | 0.2  | 133.4          | 4.5  |
| 12       | 127.8            | 12.3  | 147.7         | 10.3 | 124.2         | 1.1  | 114.9          | 0.0  | 135.2          | 6.9  |
| 2022 . 1 | 124.2            | 14.8  | 153.3         | 17.7 | 125.7         | 6.8  | 116.0          | 0.0  | 135.4          | 5.8  |
| 2        | 128.9            | 21.3  | 154.5         | 14.9 | 125.5         | 5.4  | 115.4          | -1.6 | 137.6          | 9.2  |
| 3        | 136.5            | 22.3  | 161.3         | 19.4 | 125.7         | 4.4  | 116.1          | -1.2 | 143.5          | 13.1 |
| 4        | 133.1            | 14.1  | 156.0         | 21.0 | 126.2         | 11.8 | 116.0          | -3.5 | 140.3          | 11.3 |
| 5        | 136.8            | 12.7  | 154.8         | 11.4 | 126.8         | 5.3  | 114.1          | -4.0 | 140.1          | 9.8  |
| 6        | 136.9            | 15.3  | 153.2         | 10.0 | 125.3         | 1.3  | ...            | ...  | ...            | ...  |

## 5. 경기선행지수(계절조정) Composite Leading Indicators (Seasonally Adjusted)

|       | 대한민국 <sup>1)</sup><br>Korea, Rep. of | 그리스<br>Greece | 네덜란드<br>Netherlands | 노르웨이<br>Norway | 덴마크<br>Denmark | 독 일<br>Germany | 멕시코<br>Mexico | 미 국<br>U.S.A. |       |
|-------|--------------------------------------|---------------|---------------------|----------------|----------------|----------------|---------------|---------------|-------|
| 2020. | 6                                    | 117.8         | 98.9                | 107.0          | 104.3          | 109.1          | 103.9         | 98.8          | 105.8 |
|       | 7                                    | 118.5         | 101.1               | 108.7          | 104.9          | 110.6          | 105.6         | 100.5         | 107.8 |
|       | 8                                    | 119.5         | 101.4               | 109.1          | 105.6          | 110.7          | 106.0         | 101.3         | 108.7 |
|       | 9                                    | 120.3         | 101.7               | 109.4          | 106.0          | 111.0          | 106.3         | 101.1         | 109.1 |
|       | 10                                   | 121.0         | 102.1               | 109.7          | 106.5          | 111.4          | 106.6         | 101.7         | 109.6 |
|       | 11                                   | 122.0         | 102.5               | 110.4          | 106.8          | 111.8          | 106.8         | 102.7         | 110.2 |
|       | 12                                   | 122.7         | 102.9               | 111.1          | 107.1          | 112.4          | 107.1         | 103.9         | 110.8 |
| 2021. | 1                                    | 123.4         | 103.2               | 111.7          | 107.4          | 109.5          | 107.5         | 104.8         | 111.4 |
|       | 2                                    | 124.1         | 103.5               | 112.3          | 107.7          | 111.2          | 108.0         | 105.0         | 111.9 |
|       | 3                                    | 124.8         | 103.7               | 113.0          | 108.0          | 114.3          | 108.5         | 105.6         | 112.4 |
|       | 4                                    | 125.6         | 103.9               | 113.7          | 108.4          | 114.9          | 109.0         | 106.2         | 112.9 |
|       | 5                                    | 126.4         | 104.1               | 114.3          | 108.7          | 115.3          | 109.4         | 106.4         | 113.1 |
|       | 6                                    | 127.1         | 104.3               | 114.7          | 109.0          | 115.6          | 109.7         | 106.6         | 113.2 |
|       | 7                                    | 127.4         | 104.3               | 115.0          | 109.3          | 115.8          | 109.8         | 106.6         | 113.3 |
|       | 8                                    | 127.5         | 104.4               | 115.1          | 109.5          | 115.8          | 109.8         | 106.6         | 113.3 |
|       | 9                                    | 127.5         | 104.4               | 115.2          | 109.8          | 115.8          | 109.7         | 106.5         | 113.4 |
|       | 10                                   | 127.5         | 104.4               | 115.2          | 110.1          | 115.8          | 109.5         | 106.4         | 113.4 |
|       | 11                                   | 127.4         | 104.3               | 115.1          | 110.3          | 115.6          | 109.3         | 106.4         | 113.5 |
|       | 12                                   | 127.7         | 104.1               | 115.0          | 110.5          | 115.3          | 109.1         | 106.4         | 113.6 |
| 2022. | 1                                    | 128.0         | 103.8               | 114.8          | 110.6          | 114.9          | 108.9         | 106.5         | 113.6 |
|       | 2                                    | 128.0         | 103.5               | 114.7          | 110.6          | 114.6          | 108.7         | 106.6         | 113.6 |
|       | 3                                    | 128.1         | ...                 | ...            | ...            | ...            | 108.4         | 106.6         | 113.5 |
|       | 4                                    | 128.3         | ...                 | ...            | ...            | ...            | 108.1         | 106.5         | 113.4 |
|       | 5                                    | 128.8         | ...                 | ...            | ...            | ...            | 107.7         | 106.3         | 113.3 |

|       | 벨기에<br>Belgium | 스웨덴<br>Sweden | 스위스<br>Switzerland | 스페인<br>Spain | 슬로바키아<br>Slovak Republic | 슬로베니아<br>Slovenia | 아이슬란드<br>Iceland | 아일랜드<br>Ireland |       |
|-------|----------------|---------------|--------------------|--------------|--------------------------|-------------------|------------------|-----------------|-------|
| 2020. | 6              | 102.8         | 111.0              | 104.8        | 105.4                    | 103.8             | 106.1            | 110.3           | 133.4 |
|       | 7              | 105.1         | 112.5              | 107.9        | 105.6                    | 105.7             | 109.1            | 111.6           | 136.1 |
|       | 8              | 106.6         | 113.6              | 108.6        | 105.7                    | 107.8             | 113.4            | 112.0           | 137.2 |
|       | 9              | 107.0         | 114.2              | 108.8        | 106.3                    | 108.1             | 116.5            | 111.3           | 138.5 |
|       | 10             | 107.3         | 114.8              | 109.0        | 107.0                    | 108.1             | 117.0            | 111.2           | 139.8 |
|       | 11             | 107.6         | 115.4              | 109.2        | 108.0                    | 108.3             | 117.6            | 111.3           | 141.2 |
|       | 12             | 107.9         | 116.0              | 109.5        | 109.3                    | 108.4             | 118.2            | 111.6           | 142.7 |
| 2021. | 1              | 108.1         | 116.7              | 109.8        | 110.5                    | 108.5             | 118.9            | 111.5           | 144.3 |
|       | 2              | 108.3         | 117.4              | 110.2        | 111.4                    | 108.7             | 119.6            | 112.0           | 145.9 |
|       | 3              | 108.6         | 118.1              | 110.7        | 113.4                    | 108.9             | 120.3            | 112.3           | 147.7 |
|       | 4              | 108.8         | 118.7              | 111.2        | 114.2                    | 109.3             | 121.0            | 112.9           | 149.6 |
|       | 5              | 109.0         | 119.3              | 111.5        | 114.9                    | 109.6             | 121.7            | 113.7           | 151.5 |
|       | 6              | 109.2         | 119.8              | 111.8        | 115.4                    | 109.9             | 122.3            | 114.5           | 153.3 |
|       | 7              | 109.3         | 120.2              | 112.0        | 115.9                    | 110.2             | 122.9            | 115.8           | 155.0 |
|       | 8              | 109.2         | 120.5              | 112.2        | 116.2                    | 110.5             | 123.5            | 116.3           | 156.4 |
|       | 9              | 109.1         | 120.6              | 112.2        | 116.5                    | 110.7             | 124.0            | 116.8           | 157.8 |
|       | 10             | 109.0         | 120.6              | 112.1        | 116.6                    | 110.9             | 124.6            | 117.2           | 159.1 |
|       | 11             | 108.9         | 120.5              | 111.9        | 116.6                    | 111.0             | 125.2            | 117.4           | 160.4 |
|       | 12             | 108.8         | 120.4              | 111.7        | 116.5                    | 111.3             | 125.7            | 117.5           | 161.5 |
| 2022. | 1              | 108.7         | 120.1              | 111.3        | 116.4                    | 111.5             | 126.3            | 117.8           | 162.7 |
|       | 2              | 108.5         | 119.8              | 111.0        | 116.2                    | 111.7             | 126.7            | 117.9           | 163.9 |
|       | 3              | 108.3         | 119.5              | ...          | 116.0                    | ...               | ...              | ...             | ...   |
|       | 4              | 108.1         | 119.2              | ...          | 115.9                    | ...               | ...              | ...             | ...   |
|       | 5              | 107.9         | 118.8              | ...          | 115.8                    | ...               | ...              | ...             | ...   |

주: 1) 10차 경기종합지수 개편(2015=100) 결과임

자료: 통계청 「경기종합지수」, OECD 「Main Economic Indicators」



## 5. 경기선행지수(계절조정)(계속)

### Composite Leading Indicators (Seasonally Adjusted)(Cont'd)

|         | 에스토니아   | 영국    | 오스트레일리아   | 오스트리아   | 이탈리아  | 일본    | 중국    | 체코             |
|---------|---------|-------|-----------|---------|-------|-------|-------|----------------|
|         | Estonia | U.K.  | Australia | Austria | Italy | Japan | China | Czech Republic |
| 2020. 6 | 111.1   | 101.6 | 109.0     | 102.9   | 99.7  | 99.0  | 136.6 | 108.3          |
| 7       | 115.6   | 106.8 | 109.8     | 103.6   | 101.0 | 99.3  | 139.9 | 111.1          |
| 8       | 117.5   | 106.9 | 110.6     | 104.3   | 102.0 | 99.6  | 143.0 | 111.5          |
| 9       | 118.9   | 106.6 | 111.3     | 104.7   | 102.5 | 99.7  | 144.6 | 112.3          |
| 10      | 120.3   | 106.2 | 112.0     | 104.9   | 102.9 | 99.9  | 146.2 | 112.8          |
| 11      | 121.6   | 106.1 | 112.8     | 105.4   | 103.0 | 100.0 | 147.6 | 113.5          |
| 12      | 122.7   | 107.0 | 113.3     | 105.9   | 103.2 | 100.2 | 148.9 | 114.1          |
| 2021. 1 | 123.6   | 106.9 | 113.7     | 106.2   | 103.5 | 100.5 | 150.1 | 114.5          |
| 2       | 124.3   | 107.8 | 114.1     | 106.9   | 103.9 | 100.7 | 151.0 | 114.6          |
| 3       | 124.8   | 108.8 | 114.4     | 107.6   | 104.4 | 101.0 | 151.8 | 114.8          |
| 4       | 125.3   | 109.2 | 114.7     | 108.3   | 105.0 | 101.1 | 152.4 | 115.1          |
| 5       | 125.7   | 109.7 | 114.9     | 108.9   | 105.6 | 101.3 | 152.9 | 115.4          |
| 6       | 126.1   | 110.1 | 115.0     | 109.5   | 106.0 | 101.3 | 153.4 | 115.6          |
| 7       | 126.6   | 110.3 | 115.0     | 110.0   | 106.3 | 101.2 | 153.7 | 115.8          |
| 8       | 127.2   | 110.4 | 115.0     | 110.4   | 106.4 | 101.1 | 154.1 | 116.0          |
| 9       | 127.8   | 110.5 | 114.9     | 110.7   | 106.3 | 101.0 | 154.5 | 116.1          |
| 10      | 128.2   | 110.4 | 114.7     | 110.8   | 106.1 | 100.8 | 154.9 | 116.3          |
| 11      | 128.5   | 110.2 | 114.6     | 110.9   | 105.8 | 100.8 | 155.6 | 116.5          |
| 12      | 128.7   | 109.9 | 114.6     | 111.0   | 105.4 | 100.7 | 156.3 | 116.7          |
| 2022. 1 | 128.7   | 109.5 | 114.5     | 111.0   | 104.9 | 100.7 | 157.0 | 116.9          |
| 2       | 128.6   | 108.9 | 114.5     | 111.0   | 104.4 | 100.7 | 157.8 | 117.0          |
| 3       | ...     | ...   | ...       | 110.9   | 103.9 | ...   | 158.6 | 117.0          |
| 4       | ...     | ...   | ...       | 110.8   | 103.5 | ...   | 159.4 | 117.0          |
| 5       | ...     | ...   | ...       | 110.7   | 103.2 | ...   | 160.2 | 117.0          |

|         | 칠레    | 캐나다    | 튀르키예    | 포르투갈     | 폴란드    | 프랑스    | 핀란드     | 헝가리     |
|---------|-------|--------|---------|----------|--------|--------|---------|---------|
|         | Chile | Canada | Turkiye | Portugal | Poland | France | Finland | Hungary |
| 2020. 6 | 107.4 | 106.5  | 120.6   | 103.3    | 114.6  | 104.8  | 107.2   | 112.2   |
| 7       | 109.9 | 107.1  | 123.5   | 104.8    | 117.7  | 104.8  | 108.2   | 113.0   |
| 8       | 111.8 | 107.6  | 124.5   | 106.1    | 120.2  | 105.3  | 108.4   | 113.8   |
| 9       | 113.3 | 108.2  | 125.0   | 106.9    | 121.1  | 105.6  | 108.8   | 114.1   |
| 10      | 115.0 | 108.3  | 125.4   | 107.4    | 121.7  | 105.7  | 109.2   | 114.6   |
| 11      | 115.7 | 108.8  | 125.8   | 107.9    | 122.6  | 105.8  | 109.7   | 115.1   |
| 12      | 116.2 | 109.8  | 126.1   | 108.5    | 123.5  | 105.9  | 110.3   | 115.6   |
| 2021. 1 | 116.5 | 110.3  | 126.6   | 109.0    | 124.0  | 106.2  | 110.9   | 116.2   |
| 2       | 116.6 | 110.7  | 127.1   | 109.3    | 124.5  | 106.4  | 111.5   | 116.8   |
| 3       | 116.6 | 111.3  | 127.6   | 110.2    | 125.0  | 106.9  | 112.2   | 117.4   |
| 4       | 116.5 | 111.4  | 128.3   | 111.4    | 125.6  | 107.4  | 112.8   | 118.0   |
| 5       | 116.2 | 111.7  | 129.1   | 113.2    | 126.1  | 108.0  | 113.3   | 118.6   |
| 6       | 115.9 | 112.0  | 129.9   | 113.7    | 126.6  | 108.5  | 113.6   | 119.1   |
| 7       | 115.7 | 112.2  | 130.8   | 114.0    | 127.1  | 108.7  | 113.7   | 119.6   |
| 8       | 115.5 | 112.2  | 131.6   | 114.2    | 127.6  | 108.9  | 113.6   | 120.0   |
| 9       | 115.2 | 112.1  | 132.3   | 114.4    | 128.1  | 109.0  | 113.3   | 120.5   |
| 10      | 115.0 | 112.0  | 133.0   | 114.6    | 128.6  | 109.0  | 113.0   | 120.8   |
| 11      | 114.7 | 112.0  | 133.5   | 114.9    | 129.0  | 108.9  | 112.5   | 121.1   |
| 12      | 114.3 | 111.9  | 133.9   | 115.1    | 129.4  | 108.8  | 112.1   | 121.4   |
| 2022. 1 | 113.9 | 111.8  | 134.2   | 115.3    | 129.7  | 108.6  | 111.6   | 121.5   |
| 2       | 113.5 | 111.7  | 134.4   | 115.4    | 129.9  | 108.4  | 111.1   | 121.6   |
| 3       | ...   | 111.6  | ...     | 115.5    | ...    | 108.1  | ...     | ...     |
| 4       | ...   | 111.5  | ...     | 115.4    | ...    | 107.7  | ...     | ...     |
| 5       | ...   | 111.3  | ...     | 115.2    | ...    | 107.4  | ...     | ...     |

## V. 물가 PRICES

|                               |    |
|-------------------------------|----|
| 1. 생산자 물가지수 .....             | 56 |
| 2. 소비자 물가지수 .....             | 59 |
| 3. 소비자 물가지수(서비스) .....        | 62 |
| 4. 소비자 물가지수(비식품 및 비에너지) ..... | 65 |
| 5. 수출물가지수 .....               | 68 |
| 6. 수입물가지수 .....               | 70 |
| 7. 수출입물량지수 .....              | 72 |
| 8. 수출입단가지수 .....              | 73 |
| 9. 비교물가수준 .....               | 74 |

### **V-1. 생산자 물가지수(Producer Price Indices)**

- 개별 국가에서 생산되어 자국 시장의 공장판매단계(1차 거래단계)에서 기업 상호 간에 거래되는 상품과 서비스 요금(부가가치세를 제외한 가격)의 평균적인 가격 변동을 종합적으로 측정하기 위하여 작성하는 지수임.  
생산자 물가지수는 가격의 변동 추이 측정이 목적이고, 가격의 절대 수준을 나타내지는 않음.

### **V-2. 소비자 물가지수(Consumer Price Indices)**

- 가구에서 일상 소비생활을 영위하기 위해 구입하는 상품과 서비스의 가격 변동을 종합적으로 측정하기 위하여 작성하는 지수임.

### **V-5. 수출물가지수(Export Prices Indices)**

### **V-6. 수입물가지수(Import Prices Indices)**

- 수출 및 수입 상품의 가격 변동을 측정하는 지표로서 대외의존도가 높은 우리나라의 경우 수출입 상품의 가격 변동이 국내물가, 생산활동 및 대외경쟁 등에 미치는 효과를 사전에 측정하기 위해 작성됨. 주로 수출입 관련 업체들의 수출채산성 변동이나 수입 원가부담 등을 파악하는 한편 수출입물가지수의 상호비교를 통하여 가격측면에서의 교역조건 등을 측정하는데 이용됨.

### **V-7. 수출입물량지수(Volume of Exports and Imports)**

- 무역지수 중 수출입 물량의 변동을 나타내 주는 것으로, 수출입금액지수를 수출입 단가지수로 나누고 100을 곱하여 산출함. 이러한 방식으로 산출되는 것은 수출입 금액이 단가요인과 물량요인의 합과 일치한다는 점에서 타당성을 지님.

### **V-8. 수출입단가지수(Unit Volume of Exports and Imports)**

- 수출입단가지수는 한 나라의 수출 및 수입 금액의 변동에서 가격요인에 의한 변동을 파악하기 위하여 작성되는 통계로, 수출 및 수입 상품의 중량 단위당 가격 변동을 지수화한 것으로 US\$ 기준으로 작성된 지수임.

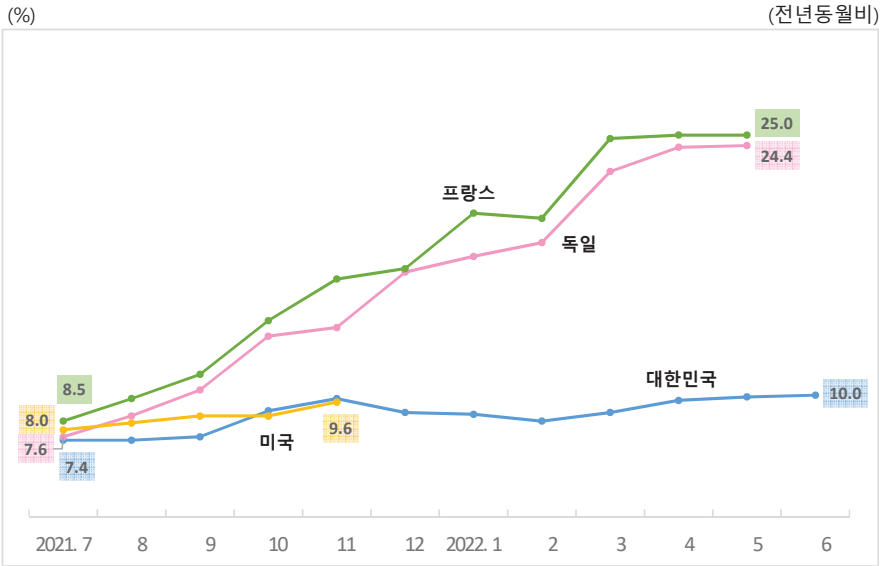
- 우리나라는 수출입 단가지수가 중단되어 수출입 금액지수를 사용함. 수출입 금액지수는 수출입 물가지수와 포괄범위를 일치시키기 위해 통관 금액 중 선박, 무기류, 항공기, 예술품 등의 수출입액을 제외하여 금액지수를 작성하기 때문에 산업통상자원부에서 공표하는 수출입동향의 금액 움직임과 다를 수 있음.

#### V-9. 비교물가수준(Comparative Price Levels)

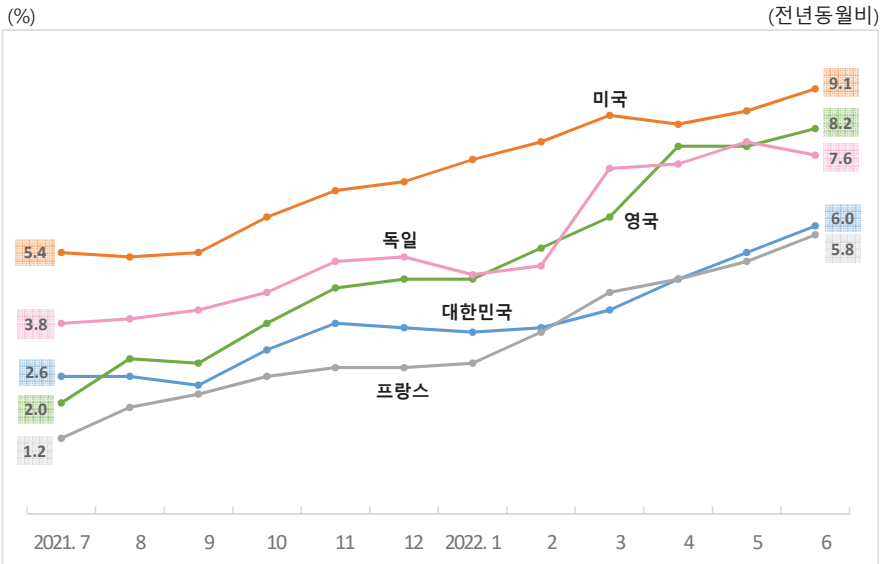
- 국가 간 물가 수준 차이를 측정하기 위해 US\$를 기준으로 정하여 “각국 환율에 대한 PPP율×100”으로 계산한 수치임. PPP율이란 미국에서 1US\$로 구입할 수 있는 상품·서비스량과 동일량을 해당국에서 구입하기 위해 소요되는 자국 화폐액을 말함. 예를들어, 지수상으로 미국을 100으로 표시할 시 일본이 128이면 일본은 미국보다 28%정도 물가가 비싼 것을 의미함.

본 통계표에 사용된 PPP는 민간 최종소비지출에 대한 2012 PPP를 기반으로 추정함(extrapolate). 이때 소비자물가지수로 측정한 국가 간의 상대적 물가상승률을 이용함. 어느 한 국가의 물가상승률이 높지 않다면, 해당 국가의 PPP는 시간이 경과함에 따라 천천히 변화하는 경향이 있음. 비교물가수준의 증감은 환율 변동의 결과일 가능성이 더 높음.

### 생산자 물가지수



### 소비자 물가지수



# 1. 생산자 물가지수 <sup>1)</sup>

## Producer Price Indices

2010=100

|       | 대한민국 <sup>2)</sup><br>Korea, Rep. of |      | 그리스<br>Greece |      | 네덜란드<br>Netherlands |      | 노르웨이<br>Norway |       | 대만 <sup>3)</sup><br>Taiwan |      | 덴마크<br>Denmark |      |
|-------|--------------------------------------|------|---------------|------|---------------------|------|----------------|-------|----------------------------|------|----------------|------|
|       | 전년(동월비)                              |      | 전년(동월비)       |      | 전년(동월비)             |      | 전년(동월비)        |       | 전년(동월비)                    |      | 전년(동월비)        |      |
| 2016  | 98.2                                 | -1.8 | 94.9          | -0.2 | 100.4               | -2.5 | 100.2          | -8.0  | 100.0                      | -3.0 | 106.2          | -1.4 |
| 2017  | 101.6                                | 3.5  | 96.3          | 1.5  | 105.2               | 4.8  | 109.5          | 9.3   | 100.9                      | 0.9  | 108.8          | 2.5  |
| 2018  | 103.5                                | 1.9  | 100.5         | 4.4  | 108.3               | 3.0  | 125.8          | 14.8  | 104.6                      | 3.6  | 113.5          | 4.3  |
| 2019  | 103.5                                | 0.0  | 102.7         | 2.2  | 109.3               | 0.9  | 121.3          | -3.6  | 102.2                      | -2.3 | 112.8          | -0.6 |
| 2020  | 103.0                                | -0.5 | 103.0         | 0.3  | 104.8               | -4.2 | 108.9          | -10.2 | 94.3                       | -7.8 | 109.7          | -2.7 |
| 2021  | 109.6                                | 6.4  | ...           | ...  | 117.9               | 12.5 | 150.1          | 37.8  | 103.2                      | 9.5  | 124.6          | 13.6 |
| 2021. |                                      |      |               |      |                     |      |                |       |                            |      |                |      |
| 1     | 105.1                                | 0.9  | 104.3         | 0.8  | 108.1               | -1.9 | 122.6          | 0.6   | 96.8                       | -2.1 | 111.9          | -1.0 |
| 2     | 105.9                                | 2.1  | 103.5         | 0.6  | 110.3               | 0.8  | 129.2          | 9.7   | 98.1                       | 0.1  | 113.5          | 3.1  |
| 3     | 107.0                                | 4.1  | ...           | ...  | 112.6               | 7.0  | 129.0          | 18.4  | 100.3                      | 5.2  | 114.2          | 5.8  |
| 4     | 108.1                                | 6.0  | ...           | ...  | 114.4               | 12.2 | 129.1          | 22.5  | 101.6                      | 10.5 | 115.1          | 7.5  |
| 5     | 108.7                                | 6.6  | ...           | ...  | 115.8               | 13.2 | 132.7          | 29.4  | 102.2                      | 11.7 | 116.9          | 9.9  |
| 6     | 109.2                                | 6.6  | ...           | ...  | 116.6               | 12.6 | 138.8          | 37.1  | 102.9                      | 11.0 | 121.1          | 10.1 |
| 7     | 110.3                                | 7.4  | ...           | ...  | 118.9               | 14.1 | 145.1          | 43.4  | 104.5                      | 12.0 | 123.1          | 11.8 |
| 8     | 110.9                                | 7.4  | ...           | ...  | 119.9               | 15.2 | 153.7          | 50.1  | 105.0                      | 11.8 | 125.2          | 12.8 |
| 9     | 111.3                                | 7.6  | ...           | ...  | 121.1               | 17.1 | 166.1          | 57.8  | 105.2                      | 12.1 | 131.6          | 19.0 |
| 10    | 112.4                                | 9.1  | ...           | ...  | 125.0               | 20.5 | 176.3          | 60.8  | 107.3                      | 15.2 | 133.7          | 22.4 |
| 11    | 113.2                                | 9.8  | ...           | ...  | 126.0               | 20.9 | 181.6          | 58.5  | 107.5                      | 14.6 | 141.9          | 29.1 |
| 12    | 113.2                                | 9.0  | ...           | ...  | 126.0               | 19.6 | 196.3          | 68.7  | 106.8                      | 12.6 | 147.5          | 33.0 |
| 2022. |                                      |      |               |      |                     |      |                |       |                            |      |                |      |
| 1     | 114.4                                | 8.9  | ...           | ...  | 130.6               | 20.9 | 194.0          | 58.2  | 107.8                      | 11.3 | 146.1          | 30.6 |
| 2     | 115.0                                | 8.5  | ...           | ...  | ...                 | ...  | 198.0          | 53.2  | 110.0                      | 12.1 | 148.7          | 31.0 |
| 3     | 116.7                                | 9.0  | ...           | ...  | ...                 | ...  | 231.4          | 79.4  | 114.5                      | 14.2 | 154.3          | 35.1 |
| 4     | 118.6                                | 9.7  | ...           | ...  | ...                 | ...  | 214.9          | 66.4  | 117.4                      | 15.6 | 158.2          | 37.4 |
| 5     | 119.4                                | 9.9  | ...           | ...  | ...                 | ...  | 218.5          | 64.6  | 119.5                      | 16.9 | 160.5          | 37.3 |
| 6     | 120.1                                | 10.0 | ...           | ...  | ...                 | ...  | ...            | ...   | 119.7                      | 16.3 | ...            | ...  |

|       | 독일<br>Germany |      | 라트비아<br>Latvia |      | 러시아<br>Russia |      | 룩셈부르크<br>Luxembourg |      | 리투아니아<br>Lithuania |      | 미국<br>U.S.A. |     |
|-------|---------------|------|----------------|------|---------------|------|---------------------|------|--------------------|------|--------------|-----|
|       | 전년(동월비)       |      | 전년(동월비)        |      | 전년(동월비)       |      | 전년(동월비)             |      | 전년(동월비)            |      | 전년(동월비)      |     |
| 2016  | 103.3         | -1.2 | 110.3          | -2.4 | 163.4         | 4.3  | 100.9               | -1.2 | 95.9               | -4.4 | 108.4        | 0.4 |
| 2017  | 105.3         | 1.9  | 113.0          | 2.5  | 175.6         | 7.5  | 103.8               | 2.9  | 100.8              | 5.1  | 111.0        | 2.3 |
| 2018  | 107.3         | 1.9  | 118.0          | 4.4  | 197.2         | 12.3 | 108.6               | 4.6  | 106.5              | 5.6  | 114.2        | 2.9 |
| 2019  | 108.3         | 0.9  | 120.0          | 1.7  | 201.1         | 2.0  | 106.5               | -1.9 | 106.4              | -0.1 | 116.1        | 1.7 |
| 2020  | 107.5         | -0.8 | 117.7          | -1.9 | 193.6         | -3.8 | 104.5               | -1.9 | 96.9               | -8.9 | 116.3        | 0.2 |
| 2021  | 115.5         | 7.5  | 133.1          | 13.1 | 241.0         | 24.5 | 116.3               | 11.3 | 106.2              | 9.6  | ...          | ... |
| 2021. |               |      |                |      |               |      |                     |      |                    |      |              |     |
| 1     | 109.0         | 0.3  | 119.1          | 0.5  | 209.7         | 5.8  | 103.1               | -1.4 | 100.2              | -5.2 | 118.8        | 1.6 |
| 2     | 109.5         | 1.0  | 120.5          | 1.9  | 217.1         | 10.2 | 106.9               | 1.4  | 100.2              | -4.1 | 119.8        | 3.0 |
| 3     | 110.4         | 2.4  | 122.2          | 3.3  | 224.8         | 15.7 | 108.6               | 3.6  | 101.4              | 4.7  | 120.8        | 4.1 |
| 4     | 111.2         | 3.7  | 124.1          | 5.0  | 230.9         | 28.1 | 110.4               | 3.0  | 101.7              | 10.7 | 122.1        | 6.5 |
| 5     | 112.3         | 5.2  | 126.7          | 8.0  | 236.3         | 34.8 | 112.0               | 2.7  | 102.7              | 11.8 | 123.3        | 7.0 |
| 6     | 113.4         | 6.2  | 131.4          | 12.2 | 243.2         | 30.8 | 114.9               | 4.5  | 105.0              | 11.4 | 124.4        | 7.6 |
| 7     | 115.2         | 7.6  | 135.2          | 15.6 | 249.6         | 28.6 | 117.7               | 11.1 | 107.2              | 11.2 | 125.6        | 8.0 |
| 8     | 116.4         | 8.8  | 138.2          | 18.2 | 253.2         | 29.2 | 121.3               | 17.8 | 108.2              | 12.3 | 126.2        | 8.4 |
| 9     | 118.3         | 10.3 | 142.3          | 21.3 | 250.7         | 27.1 | 123.1               | 21.7 | 109.9              | 15.3 | 126.8        | 8.8 |
| 10    | 121.5         | 13.4 | 144.0          | 22.5 | 251.8         | 27.2 | 124.3               | 22.7 | 111.3              | 16.4 | 127.8        | 8.8 |
| 11    | 122.5         | 13.9 | 145.7          | 23.5 | 258.6         | 29.3 | 125.8               | 25.3 | 113.2              | 17.6 | 128.5        | 9.6 |
| 12    | 126.3         | 17.1 | 148.1          | 25.2 | 260.7         | 28.5 | 127.5               | 26.3 | 113.7              | 16.3 | ...          | ... |
| 2022. |               |      |                |      |               |      |                     |      |                    |      |              |     |
| 1     | 128.7         | 18.0 | 151.1          | 26.9 | 260.8         | 24.4 | 129.6               | 25.7 | 116.6              | 16.3 | ...          | ... |
| 2     | 130.1         | 18.8 | 150.4          | 24.9 | 271.1         | 24.9 | 133.2               | 24.5 | 118.4              | 18.1 | ...          | ... |
| 3     | 135.7         | 22.9 | 156.1          | 27.8 | 287.2         | 27.8 | 135.4               | 24.6 | 124.9              | 23.1 | ...          | ... |
| 4     | 138.2         | 24.3 | 160.3          | 29.1 | 305.4         | 32.2 | 142.4               | 29.0 | 130.3              | 28.1 | ...          | ... |
| 5     | 139.7         | 24.4 | 166.7          | 31.6 | 284.4         | 20.4 | 148.2               | 32.4 | 134.6              | 31.1 | ...          | ... |
| 6     | ...           | ...  | ...            | ...  | ...           | ...  | ...                 | ...  | ...                | ...  | ...          | ... |

주: 1) 도매물가지수 2) 생산자물가지수, 2015=100 3) 2016=100

자료: 한국은행 경제통계시스템, IMF 『International Financial Statistics』, 대만 (https://eng.stat.gov.tw)







## 2. 소비자 물가지수 Consumer Price Indices

2015=100

|       | 대한민국 <sup>1)</sup><br>Korea, Rep. of |     | 그리스<br>Greece |      | 네덜란드<br>Netherlands |     | 노르웨이<br>Norway |     | 대만 <sup>2)</sup><br>Taiwan |      | 덴마크<br>Denmark |     |
|-------|--------------------------------------|-----|---------------|------|---------------------|-----|----------------|-----|----------------------------|------|----------------|-----|
|       | 전년(동월비)                              |     | 전년(동월비)       |      | 전년(동월비)             |     | 전년(동월비)        |     | 전년(동월비)                    |      | 전년(동월비)        |     |
| 2016  | 95.8                                 | 1.0 | 99.2          | -0.8 | 100.3               | 0.3 | 103.6          | 3.6 | 100.0                      | 1.4  | 100.3          | 0.3 |
| 2017  | 97.6                                 | 1.9 | 100.3         | 1.1  | 101.7               | 1.4 | 105.5          | 1.9 | 100.6                      | 0.6  | 101.4          | 1.1 |
| 2018  | 99.1                                 | 1.5 | 100.9         | 0.6  | 103.4               | 1.7 | 108.4          | 2.8 | 102.0                      | 1.4  | 102.2          | 0.8 |
| 2019  | 99.5                                 | 0.4 | 101.2         | 0.3  | 106.2               | 2.6 | 110.8          | 2.2 | 102.6                      | 0.6  | 103.0          | 0.8 |
| 2020  | 100.0                                | 0.5 | 99.9          | -1.2 | 107.5               | 1.3 | 112.2          | 1.3 | 102.3                      | -0.2 | 103.4          | 0.4 |
| 2021  | 102.5                                | 2.5 | 101.1         | 1.2  | 110.4               | 2.7 | 116.1          | 3.5 | 104.3                      | 2.0  | 105.4          | 1.9 |
| 2021. |                                      |     |               |      |                     |     |                |     |                            |      |                |     |
| 1     | 101.0                                | 0.9 | 98.4          | -2.0 | 107.6               | 1.6 | 114.1          | 2.5 | 103.1                      | -0.2 | 103.6          | 0.6 |
| 2     | 101.6                                | 1.4 | 98.6          | -1.3 | 108.6               | 1.8 | 114.9          | 3.3 | 103.6                      | 1.4  | 104.2          | 0.6 |
| 3     | 101.8                                | 1.9 | 99.8          | -1.6 | 108.9               | 1.9 | 114.6          | 3.1 | 103.0                      | 1.2  | 104.3          | 1.0 |
| 4     | 102.0                                | 2.5 | 100.7         | -0.3 | 109.4               | 1.9 | 115.0          | 3.0 | 103.6                      | 2.1  | 104.7          | 1.5 |
| 5     | 102.1                                | 2.6 | 100.3         | 0.1  | 109.5               | 2.1 | 114.9          | 2.7 | 103.9                      | 2.4  | 104.9          | 1.7 |
| 6     | 102.1                                | 2.3 | 101.3         | 1.0  | 109.7               | 2.0 | 115.3          | 2.9 | 104.1                      | 1.8  | 105.0          | 1.7 |
| 7     | 102.3                                | 2.6 | 99.9          | 1.4  | 110.2               | 1.4 | 116.3          | 3.0 | 104.3                      | 1.9  | 105.7          | 1.6 |
| 8     | 102.8                                | 2.6 | 99.7          | 1.9  | 110.7               | 2.4 | 116.3          | 3.4 | 104.9                      | 2.3  | 105.5          | 1.8 |
| 9     | 103.2                                | 2.4 | 102.1         | 2.2  | 110.8               | 2.7 | 117.5          | 4.1 | 105.1                      | 2.6  | 105.8          | 2.2 |
| 10    | 103.4                                | 3.2 | 103.7         | 3.4  | 112.2               | 3.4 | 117.2          | 3.5 | 105.4                      | 2.5  | 106.8          | 3.0 |
| 11    | 103.9                                | 3.8 | 104.1         | 4.8  | 113.2               | 5.2 | 118.1          | 5.1 | 105.6                      | 2.9  | 107.1          | 3.4 |
| 12    | 104.0                                | 3.7 | 104.9         | 5.1  | 114.0               | 5.7 | 118.9          | 5.3 | 105.4                      | 2.6  | 106.6          | 3.1 |
| 2022. |                                      |     |               |      |                     |     |                |     |                            |      |                |     |
| 1     | 104.7                                | 3.6 | 104.6         | 6.2  | 114.5               | 6.4 | 117.8          | 3.2 | 106.0                      | 2.8  | 108.1          | 4.3 |
| 2     | 105.3                                | 3.7 | 105.7         | 7.2  | 115.3               | 6.2 | 119.1          | 3.7 | 106.0                      | 2.3  | 109.2          | 4.8 |
| 3     | 106.1                                | 4.1 | 108.7         | 8.9  | 119.5               | 9.7 | 119.8          | 4.5 | 106.3                      | 3.3  | 109.9          | 5.4 |
| 4     | 106.9                                | 4.8 | 111.0         | 10.2 | 119.8               | 9.6 | 121.2          | 5.4 | 107.1                      | 3.4  | 111.7          | 6.7 |
| 5     | 107.6                                | 5.4 | 111.7         | 11.3 | 119.1               | 8.8 | 121.5          | 5.7 | 107.4                      | 3.4  | 112.7          | 7.4 |
| 6     | 108.2                                | 6.0 | 113.5         | 12.1 | 119.1               | 8.6 | 122.6          | 6.3 | 107.8                      | 3.6  | 113.6          | 8.2 |

|       | 독일<br>Germany |     | 라트비아<br>Latvia |      | 룩셈부르크<br>Luxembourg |      | 리투아니아<br>Lithuania |      | 멕시코<br>Mexico |     | 미국<br>U.S.A. |     |
|-------|---------------|-----|----------------|------|---------------------|------|--------------------|------|---------------|-----|--------------|-----|
|       | 전년(동월비)       |     | 전년(동월비)        |      | 전년(동월비)             |      | 전년(동월비)            |      | 전년(동월비)       |     | 전년(동월비)      |     |
| 2016  | 100.5         | 0.5 | 100.1          | 0.1  | 100.3               | 0.3  | 100.9              | 0.9  | 102.8         | 2.8 | 101.3        | 1.3 |
| 2017  | 102.0         | 1.5 | 103.1          | 2.9  | 102.0               | 1.7  | 104.7              | 3.7  | 109.0         | 6.0 | 103.4        | 2.1 |
| 2018  | 103.8         | 1.7 | 105.7          | 2.5  | 103.6               | 1.5  | 107.5              | 2.7  | 114.4         | 4.9 | 105.9        | 2.4 |
| 2019  | 105.3         | 1.4 | 108.7          | 2.8  | 105.4               | 1.7  | 110.0              | 2.3  | 118.5         | 3.6 | 107.9        | 1.8 |
| 2020  | 105.8         | 0.5 | 108.9          | 0.2  | 106.3               | 0.8  | 111.3              | 1.2  | 122.6         | 3.4 | 109.2        | 1.2 |
| 2021  | 109.1         | 3.1 | 112.5          | 3.3  | 108.9               | 2.5  | 116.5              | 4.7  | 129.5         | 5.7 | 114.3        | 4.7 |
| 2021. |               |     |                |      |                     |      |                    |      |               |     |              |     |
| 1     | 106.3         | 1.0 | 108.7          | -0.5 | 107.4               | 1.9  | 111.8              | 0.3  | 125.7         | 3.5 | 110.4        | 1.4 |
| 2     | 107.0         | 1.3 | 109.2          | -0.2 | 106.6               | -0.1 | 112.1              | 0.6  | 126.5         | 3.8 | 111.0        | 1.7 |
| 3     | 107.5         | 1.7 | 110.0          | 0.3  | 108.1               | 2.0  | 113.2              | 1.6  | 127.6         | 4.7 | 111.8        | 2.6 |
| 4     | 108.2         | 2.0 | 111.0          | 1.7  | 108.2               | 2.1  | 114.2              | 2.5  | 128.0         | 6.1 | 112.7        | 4.2 |
| 5     | 108.7         | 2.5 | 111.5          | 2.6  | 108.5               | 2.5  | 114.9              | 3.6  | 128.3         | 5.9 | 113.6        | 5.0 |
| 6     | 109.1         | 2.3 | 111.9          | 2.7  | 108.7               | 2.2  | 115.5              | 3.6  | 128.9         | 5.9 | 114.6        | 5.4 |
| 7     | 110.1         | 3.8 | 112.3          | 2.8  | 108.3               | 2.3  | 116.3              | 4.7  | 129.7         | 5.8 | 115.2        | 5.4 |
| 8     | 110.1         | 3.9 | 112.7          | 3.7  | 109.3               | 2.5  | 116.8              | 5.3  | 129.9         | 5.6 | 115.4        | 5.3 |
| 9     | 110.1         | 4.1 | 113.9          | 4.8  | 109.5               | 2.7  | 118.5              | 6.3  | 130.7         | 6.0 | 115.7        | 5.4 |
| 10    | 110.7         | 4.5 | 115.2          | 6.0  | 110.5               | 3.6  | 120.4              | 8.0  | 131.8         | 6.2 | 116.7        | 6.2 |
| 11    | 110.5         | 5.2 | 116.4          | 7.5  | 111.2               | 4.5  | 121.6              | 9.2  | 133.3         | 7.4 | 117.3        | 6.8 |
| 12    | 111.1         | 5.3 | 116.8          | 7.9  | 111.1               | 4.1  | 123.0              | 10.6 | 133.8         | 7.4 | 117.6        | 7.0 |
| 2022. |               |     |                |      |                     |      |                    |      |               |     |              |     |
| 1     | 111.5         | 4.9 | 116.8          | 7.4  | 111.2               | 3.6  | 125.7              | 12.4 | 134.6         | 7.1 | 118.6        | 7.5 |
| 2     | 112.5         | 5.1 | 118.7          | 8.7  | 113.6               | 6.6  | 128.0              | 14.2 | 135.7         | 7.3 | 119.7        | 7.9 |
| 3     | 115.3         | 7.3 | 122.7          | 11.5 | 114.8               | 6.1  | 131.0              | 15.7 | 137.1         | 7.5 | 121.3        | 8.5 |
| 4     | 116.2         | 7.4 | 125.4          | 13.0 | 115.7               | 7.0  | 133.5              | 16.8 | 137.8         | 7.7 | 122.0        | 8.3 |
| 5     | 117.3         | 7.9 | 130.3          | 16.9 | 115.9               | 6.8  | 136.6              | 18.9 | 138.1         | 7.7 | 123.3        | 8.6 |
| 6     | 117.4         | 7.6 | 133.5          | 19.3 | 116.8               | 7.4  | 139.8              | 21.0 | 139.2         | 8.0 | 125.0        | 9.1 |

주: 1) 2020=100 2) 2016=100 3) 2010=100, IMF보고서 인용, 그외 국가는 OECD보고서 인용

자료: 통계청 『소비자물가지수월보』, OECD 『Main Economic Indicators』, IMF 『International Financial Statistics』  
대만 (<https://eng.stat.gov.tw>)

## 2. 소비자 물가지수(계속)

### Consumer Price Indices (Cont'd)

2015=100

|         | 벨기에<br>Belgium |     | 스웨덴<br>Sweden |     | 스위스<br>Switzerland |      | 스페인<br>Spain |      | 슬로바키아<br>Slovak Republic |      | 슬로베니아<br>Slovenia |      |
|---------|----------------|-----|---------------|-----|--------------------|------|--------------|------|--------------------------|------|-------------------|------|
|         | 전년(동월비)        |     | 전년(동월비)       |     | 전년(동월비)            |      | 전년(동월비)      |      | 전년(동월비)                  |      | 전년(동월비)           |      |
| 2016    | 102.0          | 2.0 | 101.0         | 1.0 | 99.6               | -0.4 | 99.8         | -0.2 | 99.5                     | -0.5 | 99.9              | -0.1 |
| 2017    | 104.1          | 2.1 | 102.8         | 1.8 | 100.1              | 0.5  | 101.7        | 2.0  | 100.8                    | 1.3  | 101.4             | 1.4  |
| 2018    | 106.3          | 2.1 | 104.8         | 2.0 | 101.0              | 0.9  | 103.5        | 1.7  | 103.3                    | 2.5  | 103.1             | 1.7  |
| 2019    | 107.8          | 1.4 | 106.7         | 1.8 | 101.4              | 0.4  | 104.2        | 0.7  | 106.1                    | 2.7  | 104.8             | 1.6  |
| 2020    | 108.6          | 0.7 | 107.2         | 0.5 | 100.7              | -0.7 | 103.8        | -0.3 | 108.1                    | 1.9  | 104.8             | -0.1 |
| 2021    | 111.3          | 2.4 | 109.5         | 2.2 | 101.3              | 0.6  | 107.1        | 3.1  | 111.5                    | 3.1  | 106.8             | 1.9  |
| 2021. 1 | 109.0          | 0.3 | 107.9         | 1.6 | 100.3              | -0.5 | 104.5        | 0.5  | 108.7                    | 0.7  | 103.8             | -0.7 |
| 2       | 109.2          | 0.5 | 108.2         | 1.4 | 100.5              | -0.5 | 103.9        | -0.0 | 108.9                    | 0.8  | 104.1             | -1.0 |
| 3       | 109.5          | 0.9 | 108.4         | 1.7 | 100.8              | -0.2 | 104.9        | 1.3  | 109.4                    | 1.4  | 104.4             | 0.1  |
| 4       | 109.9          | 1.2 | 108.6         | 2.2 | 101.0              | 0.3  | 106.1        | 2.2  | 109.7                    | 1.6  | 105.5             | 2.1  |
| 5       | 110.1          | 1.5 | 108.8         | 1.8 | 101.3              | 0.6  | 106.6        | 2.7  | 110.6                    | 2.2  | 106.5             | 2.1  |
| 6       | 110.3          | 1.6 | 108.9         | 1.3 | 101.4              | 0.6  | 107.1        | 2.7  | 111.2                    | 2.9  | 107.1             | 1.4  |
| 7       | 111.2          | 2.3 | 109.2         | 1.4 | 101.3              | 0.7  | 106.3        | 2.9  | 111.8                    | 3.3  | 107.5             | 2.0  |
| 8       | 111.8          | 2.7 | 109.8         | 2.1 | 101.5              | 0.9  | 106.8        | 3.3  | 112.2                    | 3.8  | 107.6             | 2.1  |
| 9       | 111.5          | 2.9 | 110.3         | 2.5 | 101.5              | 0.9  | 107.7        | 4.0  | 113.1                    | 4.6  | 107.6             | 2.4  |
| 10      | 113.2          | 4.2 | 110.6         | 2.8 | 101.8              | 1.2  | 109.6        | 5.4  | 113.8                    | 5.1  | 108.6             | 3.0  |
| 11      | 114.6          | 5.6 | 111.1         | 3.3 | 101.9              | 1.5  | 110.0        | 5.5  | 114.4                    | 5.6  | 109.3             | 4.6  |
| 12      | 114.7          | 5.7 | 112.5         | 3.9 | 101.8              | 1.5  | 111.3        | 6.5  | 114.6                    | 5.8  | 109.3             | 4.9  |
| 2022. 1 | 117.3          | 7.6 | 111.9         | 3.7 | 101.9              | 1.6  | 110.9        | 6.1  | 117.7                    | 8.4  | 109.7             | 5.8  |
| 2       | 118.0          | 8.0 | 112.8         | 4.3 | 102.6              | 2.2  | 111.8        | 7.6  | 118.7                    | 9.0  | 111.2             | 6.9  |
| 3       | 118.6          | 8.3 | 114.8         | 6.0 | 103.2              | 2.4  | 115.2        | 9.8  | 120.8                    | 10.4 | 110.0             | 5.4  |
| 4       | 119.0          | 8.3 | 115.5         | 6.4 | 103.6              | 2.5  | 114.9        | 8.3  | 122.5                    | 11.7 | 112.8             | 6.9  |
| 5       | 119.9          | 9.0 | 116.7         | 7.3 | 104.3              | 2.9  | 115.9        | 8.7  | 124.5                    | 12.6 | 115.1             | 8.1  |
| 6       | 120.9          | 9.6 | 118.4         | 8.7 | 104.8              | 3.4  | 118.0        | 10.2 | 126.0                    | 13.3 | 118.3             | 10.4 |

|         | 싱가포르 <sup>3)</sup><br>Singapore |      | 에스토니아<br>Estonia |      | 영국<br>U.K. |     | 오스트리아<br>Austria |     | 이스라엘<br>Israel |      | 이탈리아<br>Italy |      |
|---------|---------------------------------|------|------------------|------|------------|-----|------------------|-----|----------------|------|---------------|------|
|         | 전년(동월비)                         |      | 전년(동월비)          |      | 전년(동월비)    |     | 전년(동월비)          |     | 전년(동월비)        |      | 전년(동월비)       |      |
| 2016    | 112.6                           | -0.5 | 100.1            | 0.1  | 101.0      | 1.0 | 100.9            | 0.9 | 99.5           | -0.5 | 99.9          | -0.1 |
| 2017    | 113.3                           | 0.6  | 103.6            | 3.4  | 103.6      | 2.6 | 103.0            | 2.1 | 99.7           | 0.2  | 101.1         | 1.2  |
| 2018    | 113.8                           | 0.4  | 107.1            | 3.4  | 106.0      | 2.3 | 105.0            | 2.0 | 100.5          | 0.8  | 102.3         | 1.1  |
| 2019    | 114.4                           | 0.6  | 109.6            | 2.3  | 107.8      | 1.7 | 106.7            | 1.5 | 101.4          | 0.8  | 102.9         | 0.6  |
| 2020    | 114.2                           | -0.2 | 109.1            | -0.4 | 108.9      | 1.0 | 108.1            | 1.4 | 100.8          | -0.6 | 102.7         | -0.1 |
| 2021    | 116.8                           | 2.3  | 114.2            | 4.7  | 111.6      | 2.5 | 111.1            | 2.8 | 102.3          | 1.5  | 104.7         | 1.9  |
| 2021. 1 | 114.9                           | 0.2  | 109.7            | 0.2  | 109.3      | 0.9 | 108.5            | 0.8 | 100.5          | -0.4 | 103.3         | 0.4  |
| 2       | 115.6                           | 0.7  | 110.6            | 0.6  | 109.4      | 0.7 | 109.0            | 1.2 | 100.8          | 0.0  | 103.4         | 0.6  |
| 3       | 115.8                           | 1.3  | 110.4            | 1.1  | 109.7      | 1.0 | 110.2            | 2.0 | 101.4          | 0.2  | 103.7         | 0.8  |
| 4       | 115.6                           | 2.1  | 110.8            | 1.9  | 110.4      | 1.7 | 110.1            | 1.9 | 101.7          | 0.8  | 104.1         | 1.1  |
| 5       | 116.6                           | 2.4  | 111.9            | 3.6  | 111.0      | 2.2 | 110.4            | 2.8 | 102.1          | 1.5  | 104.1         | 1.3  |
| 6       | 116.5                           | 2.4  | 113.2            | 3.8  | 111.4      | 2.4 | 110.9            | 2.8 | 102.2          | 1.7  | 104.2         | 1.3  |
| 7       | 116.3                           | 2.5  | 114.4            | 4.9  | 111.4      | 2.0 | 111.3            | 2.9 | 102.6          | 1.9  | 104.7         | 1.9  |
| 8       | 117.0                           | 2.4  | 115.2            | 5.0  | 112.1      | 3.0 | 111.4            | 3.2 | 102.9          | 2.2  | 105.1         | 2.0  |
| 9       | 117.4                           | 2.5  | 116.6            | 6.7  | 112.4      | 2.9 | 111.9            | 3.3 | 103.1          | 2.5  | 104.9         | 2.5  |
| 10      | 117.8                           | 3.2  | 116.4            | 7.0  | 113.4      | 3.8 | 112.6            | 3.7 | 103.2          | 2.3  | 105.6         | 3.0  |
| 11      | 118.9                           | 3.8  | 118.6            | 8.8  | 114.1      | 4.6 | 113.3            | 4.3 | 103.1          | 2.4  | 106.2         | 3.7  |
| 12      | 119.5                           | 4.0  | 122.2            | 12.1 | 114.7      | 4.8 | 114.0            | 4.3 | 103.4          | 2.8  | 106.6         | 3.9  |
| 2022. 1 | 119.5                           | 4.0  | 122.1            | 11.3 | 114.6      | 4.8 | 113.9            | 5.0 | 103.6          | 3.1  | 108.3         | 4.8  |
| 2       | 120.6                           | 4.3  | 123.9            | 12.0 | 115.4      | 5.5 | 115.3            | 5.8 | 104.3          | 3.5  | 109.3         | 5.7  |
| 3       | 122.1                           | 5.4  | 127.2            | 15.2 | 116.5      | 6.2 | 117.6            | 6.8 | 104.9          | 3.5  | 110.4         | 6.5  |
| 4       | 121.9                           | 5.4  | 131.7            | 18.9 | 119.0      | 7.8 | 118.0            | 7.2 | 105.7          | 4.0  | 110.3         | 6.0  |
| 5       | 123.1                           | 5.6  | 134.2            | 20.0 | 119.7      | 7.8 | 118.9            | 7.7 | 106.4          | 4.1  | 111.2         | 6.8  |
| 6       | 124.3                           | 6.7  | 137.9            | 21.8 | 120.5      | 8.2 | 120.6            | 8.7 | 106.8          | 4.4  | 112.5         | 8.0  |

## 2. 소비자 물가지수(계속)

### Consumer Price Indices (Cont'd)

2015=100

|       |    | 일본<br>Japan |      | 체코<br>Czech Republic |      | 칠레<br>Chile |      | 캐나다<br>Canada |     | 튀르키예<br>Turkiye |      | 페루 <sup>3)</sup><br>Peru |     |
|-------|----|-------------|------|----------------------|------|-------------|------|---------------|-----|-----------------|------|--------------------------|-----|
|       |    | 전년(동월비)     |      | 전년(동월비)              |      | 전년(동월비)     |      | 전년(동월비)       |     | 전년(동월비)         |      | 전년(동월비)                  |     |
| 2016  |    | 99.9        | -0.1 | 100.7                | 0.7  | 103.8       | 3.8  | 101.4         | 1.4 | 107.8           | 7.8  | 121.9                    | 3.6 |
| 2017  |    | 100.4       | 0.5  | 103.1                | 2.5  | 106.1       | 2.2  | 103.0         | 1.6 | 119.8           | 11.1 | 125.5                    | 3.0 |
| 2018  |    | 101.3       | 1.0  | 105.3                | 2.1  | 108.6       | 2.4  | 105.4         | 2.3 | 139.3           | 16.3 | 127.4                    | 1.5 |
| 2019  |    | 101.8       | 0.5  | 108.3                | 2.8  | 111.4       | 2.6  | 107.4         | 1.9 | 160.5           | 15.2 | 130.3                    | 2.3 |
| 2020  |    | 101.8       | -0.0 | 111.8                | 3.2  | 114.8       | 3.0  | 108.2         | 0.7 | 180.2           | 12.3 | 132.9                    | 2.0 |
| 2021  |    | ...         | ...  | 116.1                | 3.8  | 120.0       | 4.5  | 111.9         | 3.4 | 215.5           | 19.6 | 138.6                    | 4.3 |
| 2021. | 1  | 101.6       | -0.7 | 113.4                | 2.2  | 117.1       | 3.1  | 109.2         | 1.0 | 197.0           | 15.0 | 135.1                    | 2.9 |
|       | 2  | 101.6       | -0.5 | 113.6                | 2.1  | 117.3       | 2.8  | 109.7         | 1.1 | 198.8           | 15.6 | 135.1                    | 2.8 |
|       | 3  | 101.7       | -0.4 | 113.8                | 2.3  | 117.8       | 2.9  | 110.3         | 2.2 | 200.9           | 16.2 | 136.1                    | 2.9 |
|       | 4  | 100.9       | -1.1 | 114.4                | 3.1  | 118.2       | 3.3  | 110.9         | 3.4 | 204.3           | 17.1 | 136.2                    | 2.6 |
|       | 5  | 101.2       | -0.7 | 114.6                | 2.9  | 118.5       | 3.6  | 111.4         | 3.6 | 206.1           | 16.6 | 136.4                    | 2.8 |
|       | 6  | 101.3       | -0.4 | 115.2                | 2.8  | 118.6       | 3.8  | 111.7         | 3.1 | 210.1           | 17.5 | 137.2                    | 3.5 |
|       | 7  | ...         | ...  | 116.4                | 3.4  | 119.6       | 4.5  | 112.4         | 3.7 | 213.9           | 19.0 | 138.6                    | 4.0 |
|       | 8  | ...         | ...  | 117.2                | 4.1  | 120.0       | 4.8  | 112.7         | 4.1 | 216.3           | 19.3 | 140.1                    | 5.0 |
|       | 9  | ...         | ...  | 117.4                | 4.9  | 121.4       | 5.3  | 112.9         | 4.4 | 219.0           | 19.6 | 140.9                    | 5.4 |
|       | 10 | ...         | ...  | 118.6                | 5.8  | 123.1       | 6.0  | 113.7         | 4.7 | 224.2           | 19.9 | 141.7                    | 6.1 |
|       | 11 | ...         | ...  | 118.8                | 6.0  | 123.7       | 6.7  | 113.9         | 4.7 | 232.1           | 21.3 | 142.3                    | 6.2 |
|       | 12 | ...         | ...  | 119.3                | 6.6  | 124.6       | 7.2  | 113.8         | 4.8 | 263.6           | 36.1 | 143.4                    | 7.0 |
| 2022. | 1  | ...         | ...  | 124.6                | 9.9  | 126.1       | 7.7  | 114.8         | 5.1 | 292.9           | 48.7 | 143.6                    | 6.3 |
|       | 2  | ...         | ...  | 126.2                | 11.1 | 126.5       | 7.8  | 116.0         | 5.7 | 307.0           | 54.4 | 144.1                    | 6.7 |
|       | 3  | ...         | ...  | 128.3                | 12.7 | 128.9       | 9.4  | 117.6         | 6.7 | 323.7           | 61.1 | 146.2                    | 7.5 |
|       | 4  | ...         | ...  | 130.6                | 14.2 | 130.6       | 10.5 | 118.4         | 6.8 | 347.2           | 70.0 | 147.9                    | 8.6 |
|       | 5  | ...         | ...  | 132.9                | 16.0 | 132.2       | 11.5 | 120.0         | 7.7 | 357.6           | 73.5 | 148.4                    | 8.8 |
|       | 6  | ...         | ...  | 135.0                | 17.2 | 133.4       | 12.5 | 120.8         | 8.1 | 375.3           | 78.6 | 150.0                    | 9.3 |

|       |    | 포르투갈<br>Portugal |      | 폴란드<br>Poland |      | 프랑스<br>France |     | 핀란드<br>Finland |     | 헝가리<br>Hungary |      | 홍콩 <sup>3)</sup><br>Hong Kong |     |
|-------|----|------------------|------|---------------|------|---------------|-----|----------------|-----|----------------|------|-------------------------------|-----|
|       |    | 전년(동월비)          |      | 전년(동월비)       |      | 전년(동월비)       |     | 전년(동월비)        |     | 전년(동월비)        |      | 전년(동월비)                       |     |
| 2016  |    | 100.6            | 0.6  | 99.3          | -0.7 | 100.2         | 0.2 | 100.4          | 0.4 | 100.4          | 0.4  | 125.9                         | 2.4 |
| 2017  |    | 102.0            | 1.4  | 101.4         | 2.1  | 101.2         | 1.0 | 101.1          | 0.8 | 102.8          | 2.3  | 127.8                         | 1.5 |
| 2018  |    | 103.0            | 1.0  | 103.2         | 1.8  | 103.1         | 1.9 | 102.2          | 1.1 | 105.7          | 2.9  | 130.9                         | 2.4 |
| 2019  |    | 103.3            | 0.3  | 105.5         | 2.2  | 104.2         | 1.1 | 103.3          | 1.0 | 109.2          | 3.3  | 134.6                         | 2.9 |
| 2020  |    | 103.3            | -0.0 | 109.1         | 3.4  | 104.7         | 0.5 | 103.6          | 0.3 | 112.8          | 3.3  | 135.0                         | 0.3 |
| 2021  |    | 104.6            | 1.3  | 114.6         | 5.1  | 106.4         | 1.6 | 105.8          | 2.2 | 118.6          | 5.1  | 137.1                         | 1.6 |
| 2021. | 1  | 103.0            | 0.3  | 110.9         | 2.6  | 105.1         | 0.6 | 104.2          | 0.9 | 114.7          | 2.7  | 136.7                         | 2.6 |
|       | 2  | 102.6            | 0.5  | 111.5         | 2.5  | 105.1         | 0.6 | 104.6          | 0.9 | 115.5          | 3.1  | 137.1                         | 0.4 |
|       | 3  | 104.0            | 0.5  | 112.7         | 3.3  | 105.8         | 1.1 | 104.9          | 1.3 | 116.4          | 3.6  | 137.2                         | 0.6 |
|       | 4  | 104.4            | 0.6  | 113.6         | 4.2  | 105.9         | 1.2 | 105.3          | 2.1 | 117.3          | 5.1  | 137.6                         | 0.8 |
|       | 5  | 104.7            | 1.2  | 113.9         | 4.7  | 106.2         | 1.4 | 105.4          | 2.2 | 117.9          | 5.1  | 137.3                         | 0.9 |
|       | 6  | 104.9            | 0.5  | 114.0         | 4.2  | 106.3         | 1.5 | 105.4          | 2.0 | 118.6          | 5.3  | 136.9                         | 0.7 |
|       | 7  | 104.5            | 1.5  | 114.4         | 4.8  | 106.4         | 1.2 | 105.7          | 1.9 | 119.2          | 4.7  | 137.1                         | 3.8 |
|       | 8  | 104.3            | 1.5  | 114.8         | 5.2  | 107.1         | 1.9 | 106.0          | 2.2 | 119.4          | 4.9  | 137.2                         | 1.6 |
|       | 9  | 105.2            | 1.5  | 115.6         | 5.7  | 106.8         | 2.2 | 106.3          | 2.5 | 119.5          | 5.4  | 134.1                         | 1.4 |
|       | 10 | 105.7            | 1.8  | 116.9         | 6.8  | 107.3         | 2.6 | 107.1          | 3.2 | 120.9          | 6.4  | 137.9                         | 1.8 |
|       | 11 | 106.2            | 2.6  | 118.0         | 7.8  | 107.6         | 2.8 | 107.6          | 3.7 | 121.8          | 7.4  | 138.1                         | 1.9 |
|       | 12 | 106.2            | 2.7  | 119.1         | 8.7  | 107.9         | 2.8 | 107.5          | 3.5 | 122.1          | 7.4  | 138.1                         | 2.4 |
| 2022. | 1  | 106.5            | 3.3  | 121.4         | 9.4  | 108.1         | 2.9 | 108.8          | 4.4 | 123.8          | 7.9  | 138.3                         | 1.2 |
|       | 2  | 106.9            | 4.2  | 121.0         | 8.5  | 108.9         | 3.6 | 109.4          | 4.5 | 125.1          | 8.3  | 139.4                         | 1.7 |
|       | 3  | 109.6            | 5.3  | 125.0         | 11.0 | 110.5         | 4.5 | 111.0          | 5.8 | 126.4          | 8.6  | 139.6                         | 1.8 |
|       | 4  | 112.0            | 7.2  | 127.6         | 12.3 | 111.0         | 4.8 | 111.3          | 5.7 | 128.3          | 9.4  | 139.4                         | 1.3 |
|       | 5  | 113.1            | 8.0  | 129.8         | 13.9 | 111.7         | 5.2 | 112.8          | 7.0 | 130.5          | 10.7 | 139.1                         | 1.3 |
|       | 6  | 114.0            | 8.7  | 131.7         | 15.6 | 112.6         | 5.8 | 113.6          | 7.8 | 132.4          | 11.7 | 139.5                         | 1.9 |

### 3. 소비자 물가지수(서비스) Consumer Price Indices (Services)

2015=100

|         | 대한민국 <sup>1)</sup><br>Korea, Rep. of |     | 그리스<br>Greece |      | 네덜란드<br>Netherlands |     | 덴마크<br>Denmark |     | 라트비아<br>Latvia |     |
|---------|--------------------------------------|-----|---------------|------|---------------------|-----|----------------|-----|----------------|-----|
|         | 전년(동월비)                              |     | 전년(동월비)       |      | 전년(동월비)             |     | 전년(동월비)        |     | 전년(동월비)        |     |
| 2016    | 95.4                                 | 2.2 | 100.3         | 0.3  | 100.9               | 0.9 | 101.6          | 1.6 | 102.2          | 2.2 |
| 2017    | 97.3                                 | 2.0 | 101.4         | 1.1  | 102.2               | 1.3 | 103.6          | 2.0 | 105.4          | 3.2 |
| 2018    | 98.8                                 | 1.6 | 101.7         | 0.3  | 103.8               | 1.6 | 105.3          | 1.6 | 108.8          | 3.2 |
| 2019    | 99.7                                 | 0.9 | 102.6         | 0.9  | 106.5               | 2.6 | 106.6          | 1.3 | 112.0          | 3.0 |
| 2020    | 100.0                                | 0.3 | 102.0         | -0.6 | 109.2               | 2.5 | 107.8          | 1.1 | 114.2          | 1.9 |
| 2021    | 102.0                                | 2.0 | 102.3         | 0.3  | 111.1               | 1.7 | 109.1          | 1.3 | 116.5          | 2.1 |
| 2021. 1 | 100.9                                | 1.1 | 101.1         | -0.9 | 110.0               | 2.7 | 107.7          | 0.7 | 114.9          | 1.5 |
| 2       | 101.2                                | 1.2 | 101.2         | -1.1 | 110.4               | 2.6 | 108.5          | 0.6 | 114.7          | 0.9 |
| 3       | 101.4                                | 1.5 | 101.4         | -1.3 | 110.3               | 2.4 | 108.5          | 1.0 | 115.0          | 0.9 |
| 4       | 101.6                                | 1.7 | 101.4         | -1.5 | 111.0               | 1.7 | 108.8          | 0.7 | 115.4          | 1.5 |
| 5       | 101.8                                | 1.8 | 101.5         | -1.3 | 110.9               | 2.3 | 109.0          | 1.3 | 115.6          | 1.7 |
| 6       | 101.8                                | 1.8 | 101.6         | -0.1 | 111.1               | 1.9 | 109.2          | 1.4 | 116.2          | 1.8 |
| 7       | 102.1                                | 2.0 | 101.5         | -0.5 | 112.2               | 0.2 | 109.9          | 1.0 | 116.8          | 1.8 |
| 8       | 102.5                                | 2.0 | 101.3         | -0.2 | 112.5               | 1.4 | 109.5          | 1.2 | 117.4          | 1.9 |
| 9       | 102.3                                | 2.0 | 101.6         | 0.4  | 111.1               | 1.4 | 109.5          | 1.6 | 117.6          | 2.2 |
| 10      | 102.5                                | 3.3 | 103.7         | 2.1  | 111.4               | 1.2 | 109.8          | 1.7 | 117.9          | 3.0 |
| 11      | 102.6                                | 2.4 | 105.4         | 3.7  | 110.9               | 1.8 | 109.8          | 2.1 | 118.2          | 3.8 |
| 12      | 103.0                                | 2.6 | 105.9         | 4.8  | 111.1               | 1.3 | 109.5          | 2.1 | 118.8          | 3.8 |
| 2022. 1 | 103.8                                | 2.9 | 107.1         | 5.9  | 111.5               | 1.3 | 110.0          | 2.1 | 119.4          | 4.0 |
| 2       | 104.3                                | 3.1 | 108.7         | 7.4  | 111.8               | 1.2 | 111.1          | 2.4 | 120.1          | 4.7 |
| 3       | 104.5                                | 3.1 | 110.1         | 8.5  | 111.8               | 1.4 | 111.3          | 2.6 | 121.4          | 5.5 |
| 4       | 104.8                                | 3.2 | 111.2         | 9.7  | 113.3               | 2.1 | 112.0          | 2.9 | 122.9          | 6.5 |
| 5       | 105.3                                | 3.5 | 111.0         | 9.3  | 113.3               | 2.1 | 112.5          | 3.2 | 123.8          | 7.2 |
| 6       | 105.8                                | 3.9 | 111.1         | 9.3  | 113.4               | 2.1 | 112.9          | 3.4 | 125.6          | 8.1 |

|         | 룩셈부르크<br>Luxembourg |     | 리투아니아<br>Lithuania |      | 멕시코<br>Mexico |     | 미국<br>U.S.A. |     | 벨기에<br>Belgium |     |
|---------|---------------------|-----|--------------------|------|---------------|-----|--------------|-----|----------------|-----|
|         | 전년(동월비)             |     | 전년(동월비)            |      | 전년(동월비)       |     | 전년(동월비)      |     | 전년(동월비)        |     |
| 2016    | 101.0               | 1.0 | 103.9              | 3.9  | 102.5         | 2.5 | 102.8        | 2.8 | 102.7          | 2.7 |
| 2017    | 102.8               | 1.7 | 108.9              | 4.7  | 106.6         | 4.0 | 105.6        | 2.7 | 104.8          | 2.0 |
| 2018    | 103.6               | 0.8 | 113.6              | 4.4  | 110.8         | 3.9 | 108.5        | 2.8 | 106.6          | 1.7 |
| 2019    | 106.0               | 2.3 | 118.7              | 4.5  | 115.4         | 4.1 | 111.5        | 2.7 | 108.9          | 2.2 |
| 2020    | 107.3               | 1.3 | 124.3              | 4.7  | 118.6         | 2.9 | 113.8        | 2.1 | 110.5          | 1.5 |
| 2021    | 108.9               | 1.5 | 130.6              | 5.0  | 122.3         | 3.1 | 117.1        | 2.8 | 112.5          | 1.8 |
| 2021. 1 | 108.0               | 1.2 | 126.3              | 3.7  | 121.0         | 2.2 | 114.7        | 1.4 | 111.2          | 1.1 |
| 2       | 108.1               | 1.0 | 126.7              | 3.4  | 121.3         | 2.2 | 115.1        | 1.4 | 111.5          | 1.2 |
| 3       | 108.1               | 1.6 | 127.4              | 4.0  | 121.8         | 2.4 | 115.5        | 1.8 | 111.3          | 1.2 |
| 4       | 108.3               | 1.2 | 128.3              | 4.2  | 121.4         | 2.6 | 116.1        | 2.6 | 111.7          | 1.3 |
| 5       | 108.5               | 1.4 | 128.9              | 4.6  | 120.7         | 2.8 | 116.6        | 3.1 | 111.7          | 1.4 |
| 6       | 108.6               | 1.1 | 130.0              | 3.8  | 121.3         | 3.2 | 117.2        | 3.2 | 112.0          | 1.5 |
| 7       | 109.0               | 1.1 | 131.3              | 4.3  | 121.7         | 3.4 | 117.6        | 3.1 | 113.3          | 2.1 |
| 8       | 109.2               | 1.2 | 131.9              | 4.5  | 121.9         | 3.3 | 117.7        | 3.0 | 113.4          | 2.2 |
| 9       | 109.2               | 1.2 | 133.2              | 5.8  | 122.2         | 3.3 | 117.9        | 3.2 | 112.8          | 2.0 |
| 10      | 109.8               | 2.0 | 133.6              | 6.8  | 123.4         | 3.5 | 118.5        | 3.6 | 113.5          | 2.5 |
| 11      | 110.1               | 2.6 | 134.2              | 7.4  | 125.1         | 3.8 | 118.8        | 3.8 | 113.7          | 2.6 |
| 12      | 110.4               | 2.5 | 135.6              | 7.8  | 125.9         | 4.2 | 119.1        | 4.0 | 114.1          | 2.8 |
| 2022. 1 | 111.1               | 3.0 | 137.8              | 9.1  | 126.2         | 4.3 | 119.9        | 4.6 | 115.0          | 3.3 |
| 2       | 111.6               | 3.2 | 139.7              | 10.3 | 126.9         | 4.6 | 120.6        | 4.8 | 115.1          | 3.2 |
| 3       | 112.0               | 3.6 | 140.8              | 10.5 | 127.5         | 4.7 | 121.4        | 5.1 | 115.5          | 3.8 |
| 4       | 113.1               | 4.4 | 142.3              | 10.9 | 127.3         | 4.8 | 122.3        | 5.4 | 116.1          | 4.0 |
| 5       | 113.4               | 4.6 | 143.7              | 11.5 | 126.5         | 4.7 | 123.3        | 5.7 | 116.5          | 4.3 |
| 6       | 113.8               | 4.7 | 145.7              | 12.1 | 127.2         | 4.9 | 124.5        | 6.2 | 117.2          | 4.7 |

주: 1) 2020=100

자료: 통계청 『소비자물가지수월보』, OECD 『Main Economic Indicators』

### 3. 소비자 물가지수(서비스)(계속) Consumer Price Indices (Services)(Cont'd)

2015=100

|          | 스위스<br>Switzerland |      | 스페인<br>Spain |      | 슬로바키아<br>Slovak Republic |      | 슬로베니아<br>Slovenia |      | 아일랜드<br>Ireland |     |
|----------|--------------------|------|--------------|------|--------------------------|------|-------------------|------|-----------------|-----|
|          | 전년(동월비)            |      | 전년(동월비)      |      | 전년(동월비)                  |      | 전년(동월비)           |      | 전년(동월비)         |     |
| 2016     | 100.1              | 0.1  | 101.1        | 1.1  | 101.0                    | 1.0  | 101.5             | 1.5  | 102.2           | 2.2 |
| 2017     | 100.7              | 0.6  | 102.7        | 1.6  | 102.2                    | 1.2  | 103.2             | 1.7  | 104.4           | 2.2 |
| 2018     | 101.2              | 0.5  | 104.2        | 1.5  | 105.1                    | 2.9  | 105.5             | 2.2  | 105.8           | 1.3 |
| 2019     | 101.6              | 0.4  | 105.7        | 1.4  | 107.4                    | 2.2  | 108.7             | 3.1  | 108.4           | 2.5 |
| 2020     | 101.2              | -0.4 | 106.5        | 0.8  | 111.3                    | 3.7  | 110.5             | 1.6  | 109.5           | 1.0 |
| 2021     | 101.5              | 0.3  | 107.1        | 0.6  | 117.1                    | 5.2  | 110.9             | 0.4  | 112.5           | 2.7 |
| 2021 . 1 | 100.9              | -0.5 | 106.2        | 0.5  | 113.4                    | 3.1  | 108.4             | 0.4  | 110.1           | 1.6 |
| 2        | 101.0              | -0.6 | 106.4        | 0.1  | 113.6                    | 2.9  | 108.9             | -0.5 | 110.4           | 1.1 |
| 3        | 101.2              | -0.4 | 106.5        | 0.0  | 113.6                    | 2.8  | 108.1             | -0.4 | 110.6           | 0.4 |
| 4        | 101.3              | 0.1  | 106.6        | -0.4 | 113.7                    | 2.8  | 108.8             | -0.7 | 111.3           | 1.0 |
| 5        | 101.5              | 0.3  | 106.7        | -0.1 | 115.1                    | 3.8  | 110.1             | -0.6 | 111.3           | 1.8 |
| 6        | 101.6              | 0.4  | 107.0        | -0.3 | 116.3                    | 4.6  | 111.7             | -0.2 | 111.7           | 1.2 |
| 7        | 101.6              | 0.3  | 107.5        | 0.5  | 117.1                    | 4.9  | 113.9             | 0.3  | 112.3           | 2.6 |
| 8        | 101.8              | 0.5  | 107.7        | 0.6  | 118.1                    | 5.4  | 114.5             | 0.8  | 113.6           | 3.6 |
| 9        | 101.8              | 0.8  | 107.5        | 0.9  | 120.1                    | 7.0  | 112.6             | 1.2  | 113.7           | 4.0 |
| 10       | 101.8              | 0.8  | 107.5        | 1.4  | 121.0                    | 8.0  | 111.5             | 1.1  | 114.2           | 5.2 |
| 11       | 101.8              | 1.0  | 107.6        | 1.7  | 121.6                    | 8.2  | 111.7             | 1.5  | 114.6           | 5.3 |
| 12       | 101.9              | 1.0  | 108.0        | 1.8  | 121.8                    | 8.6  | 110.7             | 1.5  | 115.8           | 5.1 |
| 2022 . 1 | 102.0              | 1.1  | 108.0        | 1.7  | 122.9                    | 8.4  | 111.8             | 3.1  | 114.7           | 4.2 |
| 2        | 102.4              | 1.4  | 108.6        | 2.0  | 123.8                    | 9.0  | 113.0             | 3.7  | 115.2           | 4.4 |
| 3        | 102.4              | 1.3  | 109.1        | 2.4  | 125.9                    | 10.9 | 111.1             | 2.8  | 116.3           | 5.2 |
| 4        | 102.4              | 1.2  | 110.1        | 3.3  | 128.0                    | 12.6 | 114.3             | 5.0  | 118.6           | 6.5 |
| 5        | 102.7              | 1.2  | 110.3        | 3.4  | 129.6                    | 12.7 | 115.4             | 4.8  | 119.0           | 6.9 |
| 6        | 103.0              | 1.4  | 111.1        | 3.8  | 131.0                    | 12.6 | 117.7             | 5.3  | 119.8           | 7.2 |

|          | 에스토니아<br>Estonia |      | 영국<br>U.K. |     | 오스트리아<br>Austria |     | 이스라엘<br>Israel |      | 이탈리아<br>Italy |     |
|----------|------------------|------|------------|-----|------------------|-----|----------------|------|---------------|-----|
|          | 전년(동월비)          |      | 전년(동월비)    |     | 전년(동월비)          |     | 전년(동월비)        |      | 전년(동월비)       |     |
| 2016     | 101.5            | 1.5  | 102.5      | 2.5 | 102.2            | 2.2 | 100.1          | 0.1  | 100.6         | 0.5 |
| 2017     | 104.7            | 3.1  | 105.0      | 2.4 | 104.5            | 2.2 | 100.1          | 0.1  | 101.7         | 1.1 |
| 2018     | 107.9            | 3.1  | 107.2      | 2.1 | 106.5            | 2.0 | 101.3          | 1.2  | 102.6         | 0.9 |
| 2019     | 112.2            | 4.0  | 109.6      | 2.2 | 108.7            | 2.0 | 102.1          | 0.8  | 103.6         | 0.9 |
| 2020     | 113.1            | 0.8  | 111.5      | 1.7 | 111.3            | 2.4 | 101.7          | -0.4 | 104.0         | 0.4 |
| 2021     | 116.5            | 3.0  | 114.0      | 2.2 | 113.8            | 2.2 | 102.9          | 1.2  | 105.1         | 1.0 |
| 2021 . 1 | 114.1            | 0.7  | 112.3      | 1.7 | 112.3            | 2.1 | 101.5          | -0.3 | 104.1         | 0.9 |
| 2        | 114.5            | 1.0  | 112.5      | 1.6 | 113.0            | 2.0 | 101.7          | -0.1 | 104.2         | 1.0 |
| 3        | 114.2            | 1.0  | 112.6      | 1.6 | 113.1            | 2.4 | 102.1          | 0.1  | 104.5         | 1.1 |
| 4        | 114.2            | 2.2  | 113.3      | 1.6 | 112.7            | 2.0 | 102.3          | 0.5  | 104.9         | 0.6 |
| 5        | 115.1            | 3.0  | 113.6      | 1.9 | 112.8            | 2.2 | 102.7          | 1.0  | 104.6         | 0.4 |
| 6        | 116.2            | 2.7  | 113.9      | 2.1 | 113.8            | 2.2 | 103.0          | 1.4  | 105.0         | 0.6 |
| 7        | 117.8            | 4.1  | 114.2      | 1.8 | 114.9            | 2.3 | 103.8          | 2.0  | 105.5         | 0.9 |
| 8        | 118.6            | 4.2  | 114.6      | 2.8 | 115.0            | 2.4 | 104.0          | 2.1  | 106.1         | 0.8 |
| 9        | 117.9            | 3.8  | 114.6      | 2.4 | 114.1            | 2.3 | 103.9          | 2.2  | 105.5         | 1.3 |
| 10       | 118.2            | 4.8  | 115.1      | 2.9 | 113.9            | 2.2 | 103.5          | 1.9  | 105.3         | 1.3 |
| 11       | 118.2            | 4.5  | 115.3      | 3.0 | 114.3            | 2.3 | 103.1          | 1.6  | 105.2         | 1.7 |
| 12       | 118.9            | 4.4  | 115.7      | 3.1 | 115.9            | 2.5 | 103.5          | 2.2  | 105.7         | 1.7 |
| 2022 . 1 | 119.4            | 4.6  | 115.8      | 3.1 | 115.9            | 3.2 | 103.6          | 2.1  | 106.0         | 1.8 |
| 2        | 120.5            | 5.2  | 116.1      | 3.2 | 116.6            | 3.2 | 104.1          | 2.4  | 106.1         | 1.8 |
| 3        | 121.8            | 6.7  | 116.7      | 3.6 | 116.9            | 3.3 | 104.8          | 2.7  | 106.4         | 1.8 |
| 4        | 125.6            | 10.0 | 118.0      | 4.1 | 116.3            | 3.3 | 105.9          | 3.6  | 107.1         | 2.1 |
| 5        | 125.5            | 9.0  | 118.5      | 4.3 | 117.2            | 3.9 | 106.6          | 3.8  | 107.8         | 3.1 |
| 6        | 128.5            | 10.7 | 119.1      | 4.6 | 118.6            | 4.2 | 107.1          | 4.0  | 108.6         | 3.4 |

### 3. 소비자 물가지수(서비스)(계속)

#### Consumer Price Indices (Services)(Cont'd)

2015=100

|         | 일본<br>Japan |      | 체코<br>Czech Republic |      | 칠레<br>Chile |      | 캐나다<br>Canada |     | 콜롬비아<br>Colombia |     |
|---------|-------------|------|----------------------|------|-------------|------|---------------|-----|------------------|-----|
|         | 전년(동월비)     |      | 전년(동월비)              |      | 전년(동월비)     |      | 전년(동월비)       |     | 전년(동월비)          |     |
| 2016    | 100.3       | 0.3  | 101.5                | 1.5  | 104.8       | 4.8  | 101.9         | 1.9 | 105.4            | 5.4 |
| 2017    | 100.3       | 0.0  | 104.5                | 2.9  | 108.0       | 3.1  | 104.1         | 2.2 | 111.3            | 5.6 |
| 2018    | 100.6       | 0.3  | 107.8                | 3.2  | 111.5       | 3.2  | 106.9         | 2.6 | 116.1            | 4.3 |
| 2019    | 100.9       | 0.3  | 112.0                | 3.8  | 115.8       | 3.9  | 109.4         | 2.4 | 120.2            | 3.5 |
| 2020    | 100.4       | -0.5 | 115.8                | 3.4  | 118.5       | 2.3  | 111.0         | 1.4 | 123.3            | 2.6 |
| 2021    | ...         | ...  | 121.0                | 4.5  | 122.4       | 3.3  | 113.5         | 2.3 | 125.5            | 1.8 |
| 2021. 1 | 100.7       | 0.0  | 117.7                | 2.6  | 119.8       | 1.6  | 111.8         | 1.9 | 123.9            | 1.3 |
| 2       | 100.7       | 0.0  | 118.1                | 2.3  | 119.9       | 1.3  | 111.9         | 1.2 | 124.6            | 1.2 |
| 3       | 100.8       | 0.1  | 117.8                | 2.6  | 120.5       | 1.7  | 112.1         | 1.2 | 124.9            | 1.1 |
| 4       | 99.9        | -0.6 | 117.8                | 2.8  | 120.6       | 1.9  | 112.7         | 1.7 | 125.1            | 1.5 |
| 5       | 99.9        | -0.6 | 118.3                | 3.0  | 120.8       | 2.2  | 112.9         | 1.9 | 125.2            | 1.7 |
| 6       | 99.9        | -0.6 | 119.4                | 3.5  | 121.1       | 2.4  | 113.4         | 2.0 | 125.4            | 1.8 |
| 7       | ...         | ...  | 121.8                | 4.0  | 121.5       | 2.8  | 114.0         | 2.6 | 125.7            | 2.0 |
| 8       | ...         | ...  | 123.2                | 5.0  | 122.1       | 3.3  | 114.2         | 2.7 | 126.1            | 2.3 |
| 9       | ...         | ...  | 122.8                | 5.9  | 123.1       | 3.9  | 114.5         | 3.0 | 126.3            | 2.2 |
| 10      | ...         | ...  | 124.0                | 6.8  | 126.0       | 5.9  | 114.9         | 3.2 | 126.0            | 2.0 |
| 11      | ...         | ...  | 125.3                | 7.7  | 126.2       | 6.0  | 114.8         | 2.9 | 126.3            | 2.2 |
| 12      | ...         | ...  | 125.9                | 8.1  | 127.4       | 6.7  | 115.3         | 3.4 | 126.7            | 2.5 |
| 2022. 1 | ...         | ...  | 129.4                | 9.9  | 128.6       | 7.3  | 115.6         | 3.4 | 127.8            | 3.2 |
| 2       | ...         | ...  | 130.6                | 10.6 | 127.6       | 6.4  | 116.2         | 3.8 | 129.3            | 3.8 |
| 3       | ...         | ...  | 131.3                | 11.5 | 129.1       | 7.2  | 116.9         | 4.3 | 130.0            | 4.1 |
| 4       | ...         | ...  | 133.4                | 13.2 | 130.7       | 8.4  | 117.9         | 4.6 | 130.8            | 4.6 |
| 5       | ...         | ...  | 135.4                | 14.5 | 132.2       | 9.4  | 118.8         | 5.2 | 131.6            | 5.0 |
| 6       | ...         | ...  | 137.7                | 15.3 | 133.9       | 10.5 | 119.3         | 5.2 | 132.2            | 5.4 |

|         | 포르투갈<br>Portugal |      | 폴란드<br>Poland |      | 프랑스<br>France |     | 헝가리<br>Hungary |     | 코스타리카<br>Costa Rica |      |
|---------|------------------|------|---------------|------|---------------|-----|----------------|-----|---------------------|------|
|         | 전년(동월비)          |      | 전년(동월비)       |      | 전년(동월비)       |     | 전년(동월비)        |     | 전년(동월비)             |      |
| 2016    | 101.5            | 1.5  | 100.9         | 0.9  | 100.9         | 0.9 | 101.7          | 1.7 | 101.9               | 1.9  |
| 2017    | 103.7            | 2.1  | 103.2         | 2.3  | 102.0         | 1.0 | 103.6          | 1.9 | 103.7               | 1.7  |
| 2018    | 105.4            | 1.7  | 104.9         | 1.7  | 103.2         | 1.2 | 105.8          | 2.1 | 106.7               | 2.9  |
| 2019    | 106.7            | 1.2  | 108.9         | 3.8  | 104.3         | 1.0 | 109.8          | 3.8 | 110.4               | 3.5  |
| 2020    | 107.4            | 0.7  | 116.6         | 7.1  | 105.2         | 0.9 | 113.8          | 3.6 | 112.6               | 2.0  |
| 2021    | 108.1            | 0.6  | 124.2         | 6.5  | 106.4         | 1.2 | 117.9          | 3.6 | 112.9               | 0.2  |
| 2021. 1 | 107.3            | 0.4  | 120.5         | 7.0  | 105.5         | 0.8 | 114.7          | 2.4 | 112.5               | -0.1 |
| 2       | 107.1            | 0.6  | 121.3         | 6.6  | 105.7         | 0.8 | 115.3          | 2.4 | 112.6               | -0.4 |
| 3       | 107.2            | 0.5  | 122.3         | 7.1  | 105.8         | 1.1 | 115.4          | 1.9 | 112.8               | -0.4 |
| 4       | 107.5            | -0.7 | 122.7         | 6.0  | 105.9         | 1.2 | 116.0          | 2.5 | 112.9               | -0.1 |
| 5       | 107.8            | -0.2 | 123.1         | 6.6  | 106.2         | 1.1 | 116.4          | 2.7 | 112.6               | -0.4 |
| 6       | 108.0            | -1.1 | 123.5         | 5.5  | 106.4         | 0.8 | 118.5          | 4.3 | 112.7               | -0.2 |
| 7       | 108.5            | 0.7  | 124.4         | 5.7  | 107.1         | 0.6 | 119.1          | 3.6 | 112.4               | -0.3 |
| 8       | 108.7            | 0.8  | 125.1         | 6.1  | 107.5         | 0.7 | 119.7          | 3.6 | 112.1               | 0.0  |
| 9       | 108.6            | 1.0  | 126.2         | 6.5  | 106.6         | 1.4 | 119.2          | 3.9 | 112.9               | 0.4  |
| 10      | 108.7            | 1.3  | 126.6         | 6.8  | 106.6         | 1.8 | 119.7          | 4.4 | 113.3               | 1.0  |
| 11      | 108.9            | 2.3  | 127.0         | 6.7  | 106.8         | 1.9 | 120.2          | 5.3 | 113.9               | 1.6  |
| 12      | 109.2            | 2.0  | 127.9         | 7.4  | 107.3         | 1.8 | 120.6          | 5.7 | 113.4               | 0.9  |
| 2022. 1 | 109.5            | 2.0  | 130.2         | 8.1  | 107.6         | 2.0 | 121.7          | 6.1 | ...                 | ...  |
| 2       | 109.9            | 2.6  | 132.2         | 8.9  | 108.1         | 2.2 | 122.7          | 6.5 | ...                 | ...  |
| 3       | 110.5            | 3.1  | 133.2         | 8.9  | 108.3         | 2.3 | 123.6          | 7.2 | ...                 | ...  |
| 4       | 112.6            | 4.8  | 134.8         | 9.9  | 109.0         | 3.0 | 125.0          | 7.7 | ...                 | ...  |
| 5       | 112.8            | 4.7  | 136.1         | 10.6 | 109.6         | 3.2 | 126.4          | 8.6 | ...                 | ...  |
| 6       | 113.1            | 4.7  | 137.5         | 11.3 | 109.9         | 3.3 | 127.9          | 7.9 | ...                 | ...  |

## 4. 소비자 물가지수(비식품 및 비에너지) Consumer Price Indices (Non-food Non-energy)

2015=100

|          | 대한민국 <sup>1)</sup><br>Korea, Rep. of |     | 그리스<br>Greece |      | 네덜란드<br>Netherlands |     | 노르웨이<br>Norway |     | 덴마크<br>Denmark |     |
|----------|--------------------------------------|-----|---------------|------|---------------------|-----|----------------|-----|----------------|-----|
|          | 전년(동월비)                              |     | 전년(동월비)       |      | 전년(동월비)             |     | 전년(동월비)        |     | 전년(동월비)        |     |
| 2016     | 96.3                                 | 1.9 | 98.9          | -1.1 | 100.8               | 0.8 | 103.3          | 3.3 | 100.7          | 0.7 |
| 2017     | 97.8                                 | 1.5 | 99.3          | 0.5  | 101.8               | 1.0 | 105.0          | 1.7 | 101.6          | 0.9 |
| 2018     | 98.9                                 | 1.2 | 99.5          | 0.2  | 103.1               | 1.3 | 106.9          | 1.8 | 102.3          | 0.7 |
| 2019     | 99.6                                 | 0.7 | 100.0         | 0.5  | 105.2               | 2.0 | 109.4          | 2.3 | 103.1          | 0.8 |
| 2020     | 100.0                                | 0.4 | 99.3          | -0.7 | 107.4               | 2.1 | 112.3          | 2.7 | 104.1          | 1.0 |
| 2021     | 101.4                                | 1.4 | 98.7          | -0.6 | 109.5               | 1.9 | 114.1          | 1.7 | 105.3          | 1.2 |
| 2021 . 1 | 100.6                                | 0.7 | 96.9          | -1.2 | 107.7               | 2.3 | 112.8          | 2.1 | 104.3          | 1.2 |
| 2        | 100.7                                | 0.6 | 96.8          | -0.9 | 108.4               | 2.3 | 113.1          | 2.3 | 104.7          | 0.7 |
| 3        | 100.8                                | 1.1 | 98.3          | -2.7 | 108.8               | 2.1 | 113.4          | 2.2 | 104.8          | 1.0 |
| 4        | 101.0                                | 1.2 | 99.7          | -1.5 | 109.3               | 1.9 | 114.0          | 1.9 | 105.2          | 1.0 |
| 5        | 101.1                                | 1.2 | 98.8          | -1.7 | 109.2               | 2.0 | 113.7          | 1.4 | 105.3          | 1.3 |
| 6        | 101.1                                | 1.1 | 99.8          | -0.5 | 109.3               | 1.8 | 114.3          | 1.3 | 105.3          | 1.4 |
| 7        | 101.5                                | 1.3 | 97.6          | -0.5 | 109.6               | 0.7 | 114.5          | 1.2 | 105.5          | 0.9 |
| 8        | 101.7                                | 1.3 | 96.9          | -0.3 | 110.0               | 1.7 | 113.9          | 1.0 | 105.4          | 1.1 |
| 9        | 101.6                                | 1.4 | 99.9          | 0.1  | 109.8               | 1.7 | 114.6          | 1.3 | 105.6          | 1.3 |
| 10       | 101.8                                | 2.3 | 100.3         | 0.2  | 110.7               | 1.8 | 114.8          | 1.3 | 106.1          | 1.6 |
| 11       | 102.1                                | 1.9 | 99.3          | 0.6  | 110.4               | 2.5 | 115.0          | 1.8 | 106.0          | 1.5 |
| 12       | 102.5                                | 2.2 | 100.3         | 1.0  | 110.6               | 2.4 | 115.4          | 1.9 | 105.8          | 1.6 |
| 2022 . 1 | 103.2                                | 2.6 | 98.1          | 1.2  | 110.3               | 2.4 | 115.0          | 2.0 | 106.0          | 1.7 |
| 2        | 103.6                                | 2.9 | 98.0          | 1.2  | 111.1               | 2.5 | 115.8          | 2.4 | 107.3          | 2.4 |
| 3        | 103.7                                | 2.9 | 100.0         | 1.7  | 111.6               | 2.6 | 116.4          | 2.6 | 107.7          | 2.7 |
| 4        | 104.1                                | 3.1 | 101.4         | 1.7  | 113.1               | 3.5 | 117.4          | 2.9 | 108.6          | 3.3 |
| 5        | 104.6                                | 3.4 | 101.2         | 2.4  | 113.2               | 3.6 | 117.8          | 3.6 | 109.3          | 3.8 |
| 6        | 105.0                                | 3.9 | 103.2         | 3.5  | 113.3               | 3.7 | 118.3          | 3.5 | 109.6          | 4.1 |

|          | 독 일<br>Germany |     | 룩셈부르크<br>Luxembourg |      | 멕시코<br>Mexico |     | 미 국<br>U.S.A. |     | 벨기에<br>Belgium |     |
|----------|----------------|-----|---------------------|------|---------------|-----|---------------|-----|----------------|-----|
|          | 전년(동월비)        |     | 전년(동월비)             |      | 전년(동월비)       |     | 전년(동월비)       |     | 전년(동월비)        |     |
| 2016     | 101.2          | 1.2 | 101.0               | 1.0  | 102.8         | 2.8 | 102.2         | 2.2 | 102.0          | 2.0 |
| 2017     | 102.5          | 1.2 | 102.3               | 1.4  | 107.3         | 4.5 | 104.1         | 1.8 | 103.5          | 1.5 |
| 2018     | 103.8          | 1.3 | 103.2               | 0.9  | 111.3         | 3.7 | 106.3         | 2.1 | 104.9          | 1.3 |
| 2019     | 105.3          | 1.5 | 105.1               | 1.8  | 115.3         | 3.5 | 108.7         | 2.2 | 106.6          | 1.7 |
| 2020     | 106.4          | 1.0 | 106.4               | 1.3  | 118.9         | 3.2 | 110.5         | 1.7 | 108.2          | 1.5 |
| 2021     | 108.6          | 2.1 | 108.1               | 1.6  | 123.5         | 3.9 | 114.5         | 3.6 | 110.0          | 1.6 |
| 2021 . 1 | 106.2          | 1.3 | 107.4               | 2.8  | 120.9         | 3.0 | 111.4         | 1.4 | 108.9          | 0.9 |
| 2        | 106.8          | 1.4 | 106.2               | -0.2 | 121.4         | 3.1 | 111.7         | 1.3 | 109.1          | 1.1 |
| 3        | 107.1          | 1.2 | 107.6               | 1.6  | 122.0         | 3.3 | 112.2         | 1.6 | 109.0          | 1.1 |
| 4        | 107.8          | 1.2 | 107.7               | 1.2  | 122.3         | 3.4 | 113.1         | 3.0 | 109.2          | 1.1 |
| 5        | 108.4          | 1.7 | 107.9               | 1.4  | 122.8         | 3.7 | 113.9         | 3.8 | 109.4          | 1.3 |
| 6        | 108.8          | 1.5 | 108.0               | 1.3  | 123.3         | 3.9 | 114.8         | 4.5 | 109.6          | 1.3 |
| 7        | 109.8          | 2.6 | 107.3               | 1.2  | 123.8         | 3.9 | 115.2         | 4.3 | 110.1          | 1.7 |
| 8        | 109.8          | 2.6 | 108.5               | 1.3  | 124.2         | 3.9 | 115.4         | 4.0 | 110.4          | 1.9 |
| 9        | 109.7          | 2.6 | 108.7               | 1.5  | 124.6         | 4.0 | 115.5         | 4.0 | 110.3          | 1.9 |
| 10       | 109.8          | 2.7 | 109.1               | 1.9  | 125.1         | 4.2 | 116.3         | 4.6 | 110.8          | 2.2 |
| 11       | 109.2          | 3.1 | 109.4               | 2.4  | 125.5         | 4.7 | 116.7         | 4.9 | 111.0          | 2.3 |
| 12       | 110.0          | 3.5 | 109.7               | 2.4  | 126.4         | 4.9 | 117.2         | 5.5 | 111.6          | 2.7 |
| 2022 . 1 | 109.3          | 2.8 | 108.8               | 1.3  | 127.0         | 5.1 | 118.1         | 6.0 | 112.2          | 3.0 |
| 2        | 109.9          | 2.9 | 110.9               | 4.5  | 127.9         | 5.4 | 118.9         | 6.4 | 112.5          | 3.1 |
| 3        | 110.7          | 3.4 | 111.3               | 3.5  | 128.6         | 5.5 | 119.4         | 6.5 | 112.9          | 3.6 |
| 4        | 111.9          | 3.8 | 112.2               | 4.1  | 129.4         | 5.8 | 120.1         | 6.2 | 113.4          | 3.8 |
| 5        | 112.5          | 3.7 | 112.7               | 4.4  | 129.8         | 5.8 | 120.7         | 6.0 | 113.8          | 4.0 |
| 6        | 112.3          | 3.2 | 112.9               | 4.5  | 130.6         | 5.9 | 121.6         | 5.9 | 114.4          | 4.4 |

주: 1) 2020=100

자료: 통계청 『소비자물가지수월보』, OECD 『Main Economic Indicators』

## 4. 소비자 물가지수(비식품 및 비에너지)(계속) Consumer Price Indices (Non-food Non-energy)(Cont'd)

2015=100

|         | 스웨덴<br>Sweden |     | 스위스<br>Switzerland |      | 스페인<br>Spain |      | 슬로바키아<br>Slovak Republic |      | 슬로베니아<br>Slovenia |      |
|---------|---------------|-----|--------------------|------|--------------|------|--------------------------|------|-------------------|------|
|         | 전년(동월)비       |     | 전년(동월)비            |      | 전년(동월)비      |      | 전년(동월)비                  |      | 전년(동월)비           |      |
| 2016    | 100.9         | 0.9 | 99.7               | -0.3 | 100.8        | 0.8  | 100.6                    | 0.6  | 100.6             | 0.6  |
| 2017    | 102.3         | 1.4 | 100.0              | 0.3  | 102.0        | 1.1  | 101.9                    | 1.3  | 101.3             | 0.8  |
| 2018    | 103.4         | 1.1 | 100.4              | 0.4  | 102.9        | 0.9  | 104.0                    | 2.0  | 102.2             | 0.8  |
| 2019    | 105.0         | 1.5 | 100.8              | 0.5  | 103.9        | 1.0  | 106.1                    | 2.0  | 103.9             | 1.7  |
| 2020    | 106.2         | 1.2 | 100.5              | -0.3 | 104.5        | 0.6  | 108.4                    | 2.2  | 104.6             | 0.7  |
| 2021    | 107.6         | 1.3 | 100.9              | 0.4  | 105.1        | 0.6  | 112.8                    | 4.1  | 105.8             | 1.1  |
| 2021. 1 | 106.4         | 1.7 | 100.2              | -0.2 | 103.6        | 0.4  | 109.9                    | 2.3  | 103.3             | 0.6  |
| 2       | 106.7         | 1.2 | 100.3              | -0.4 | 103.6        | 0.1  | 109.9                    | 2.2  | 103.3             | -0.4 |
| 3       | 106.9         | 1.4 | 100.5              | -0.4 | 104.1        | 0.1  | 110.6                    | 2.6  | 103.4             | -0.8 |
| 4       | 107.3         | 1.8 | 100.8              | 0.2  | 105.2        | -0.1 | 110.8                    | 2.5  | 104.6             | 0.3  |
| 5       | 107.4         | 1.3 | 101.0              | 0.3  | 105.5        | 0.1  | 111.6                    | 3.2  | 105.7             | 0.7  |
| 6       | 107.5         | 0.8 | 101.0              | 0.5  | 105.6        | 0.1  | 112.3                    | 3.7  | 106.5             | 0.8  |
| 7       | 107.3         | 0.3 | 100.7              | 0.4  | 104.4        | 0.4  | 112.8                    | 3.9  | 106.8             | 1.3  |
| 8       | 107.7         | 1.2 | 101.0              | 0.5  | 104.5        | 0.5  | 113.4                    | 4.4  | 106.9             | 1.6  |
| 9       | 108.0         | 1.2 | 101.1              | 0.6  | 104.9        | 0.8  | 114.7                    | 5.3  | 106.5             | 1.5  |
| 10      | 108.4         | 1.6 | 101.3              | 0.8  | 106.1        | 1.2  | 115.4                    | 5.9  | 107.1             | 1.5  |
| 11      | 108.5         | 1.7 | 101.3              | 0.9  | 106.8        | 1.5  | 116.0                    | 6.4  | 107.8             | 2.9  |
| 12      | 108.9         | 1.4 | 101.3              | 1.1  | 106.9        | 1.6  | 116.1                    | 6.5  | 107.5             | 3.1  |
| 2022. 1 | 108.9         | 2.3 | 101.3              | 1.1  | 105.7        | 2.0  | 117.3                    | 6.8  | 107.2             | 3.8  |
| 2       | 109.9         | 3.0 | 101.9              | 1.6  | 106.1        | 2.4  | 118.0                    | 7.3  | 108.2             | 4.7  |
| 3       | 110.7         | 3.6 | 102.1              | 1.5  | 106.9        | 2.7  | 119.9                    | 8.3  | 108.0             | 4.5  |
| 4       | 111.7         | 4.1 | 102.4              | 1.6  | 108.6        | 3.3  | 121.3                    | 9.5  | 110.3             | 5.4  |
| 5       | 112.6         | 4.8 | 102.8              | 1.8  | 109.2        | 3.5  | 122.6                    | 9.8  | 111.6             | 5.5  |
| 6       | 113.4         | 5.5 | 102.9              | 1.9  | 109.8        | 4.0  | 123.5                    | 10.0 | 112.9             | 6.0  |

|         | 아이슬란드<br>Iceland |     | 아일랜드<br>Ireland |      | 영국<br>U.K. |     | 오스트리아<br>Austria |     | 이탈리아<br>Italy |     |
|---------|------------------|-----|-----------------|------|------------|-----|------------------|-----|---------------|-----|
|         | 전년(동월)비          |     | 전년(동월)비         |      | 전년(동월)비    |     | 전년(동월)비          |     | 전년(동월)비       |     |
| 2016    | 102.2            | 2.2 | 100.9           | 0.9  | 101.6      | 1.6 | 101.5            | 1.5 | 100.5         | 0.5 |
| 2017    | 104.6            | 2.4 | 101.2           | 0.3  | 103.9      | 2.3 | 103.5            | 2.0 | 101.2         | 0.7 |
| 2018    | 107.3            | 2.5 | 101.4           | 0.2  | 105.9      | 1.9 | 105.3            | 1.8 | 101.8         | 0.6 |
| 2019    | 110.4            | 2.9 | 102.6           | 1.1  | 107.7      | 1.7 | 107.1            | 1.7 | 102.4         | 0.6 |
| 2020    | 113.6            | 2.9 | 102.8           | 0.2  | 109.3      | 1.5 | 109.1            | 1.9 | 102.9         | 0.5 |
| 2021    | 118.6            | 4.4 | 104.6           | 1.8  | 111.9      | 2.4 | 111.5            | 2.1 | 103.7         | 0.8 |
| 2021. 1 | 115.2            | 4.3 | 102.7           | 0.8  | 109.8      | 1.5 | 109.7            | 1.6 | 103.2         | 0.9 |
| 2       | 116.1            | 3.9 | 103.0           | 0.2  | 109.9      | 1.2 | 109.5            | 1.2 | 103.3         | 1.0 |
| 3       | 116.7            | 4.0 | 103.6           | -0.0 | 110.2      | 1.3 | 110.7            | 1.7 | 103.5         | 0.9 |
| 4       | 117.5            | 4.2 | 104.2           | 0.7  | 110.6      | 1.5 | 110.7            | 1.6 | 103.6         | 0.4 |
| 5       | 118.2            | 4.2 | 104.2           | 1.1  | 111.3      | 2.0 | 110.9            | 2.1 | 103.4         | 0.3 |
| 6       | 118.6            | 4.3 | 104.4           | 0.9  | 111.8      | 2.3 | 111.6            | 2.4 | 103.6         | 0.3 |
| 7       | 118.8            | 4.4 | 104.5           | 1.5  | 111.8      | 1.9 | 111.6            | 2.3 | 104.0         | 0.6 |
| 8       | 119.4            | 4.4 | 105.0           | 2.0  | 112.4      | 2.9 | 111.6            | 2.5 | 104.3         | 0.5 |
| 9       | 119.9            | 4.4 | 105.6           | 2.9  | 112.8      | 2.7 | 112.2            | 2.4 | 103.9         | 1.0 |
| 10      | 120.5            | 4.6 | 105.7           | 3.9  | 113.4      | 3.1 | 112.4            | 2.4 | 103.9         | 1.0 |
| 11      | 120.9            | 4.8 | 106.0           | 3.9  | 113.9      | 3.6 | 112.9            | 2.7 | 103.8         | 1.2 |
| 12      | 121.5            | 5.0 | 106.6           | 3.9  | 114.4      | 3.8 | 113.7            | 2.9 | 104.1         | 1.3 |
| 2022. 1 | 121.7            | 5.7 | 106.1           | 3.2  | 114.2      | 4.0 | 113.4            | 3.4 | 104.6         | 1.3 |
| 2       | 123.2            | 6.1 | 106.9           | 3.7  | 114.9      | 4.5 | 114.0            | 4.1 | 104.8         | 1.4 |
| 3       | 124.1            | 6.4 | 107.5           | 3.8  | 115.8      | 5.1 | 115.2            | 4.0 | 105.2         | 1.6 |
| 4       | 125.7            | 7.0 | 108.9           | 4.5  | 116.6      | 5.4 | 115.4            | 4.2 | 105.7         | 2.0 |
| 5       | 126.5            | 7.1 | 109.1           | 4.7  | 117.1      | 5.2 | 116.4            | 5.0 | 106.1         | 2.5 |
| 6       | 127.9            | 7.9 | 109.8           | 5.2  | 117.6      | 5.2 | 117.4            | 5.2 | 106.7         | 3.0 |



## 4. 소비자 물가지수(비식품 및 비에너지)(계속) Consumer Price Indices (Non-food Non-energy)(Cont'd)

2015=100

|       | 일본<br>Japan |      | 체코<br>Czech Republic |      | 칠레<br>Chile |     | 캐나다<br>Canada |     | 튀르키예<br>Turkiye |      |
|-------|-------------|------|----------------------|------|-------------|-----|---------------|-----|-----------------|------|
|       | 전년(동월)비     |      | 전년(동월)비              |      | 전년(동월)비     |     | 전년(동월)비       |     | 전년(동월)비         |      |
| 2016  | 100.4       | 0.4  | 101.6                | 1.6  | 104.0       | 4.0 | 101.9         | 1.9 | 109.3           | 9.3  |
| 2017  | 100.3       | -0.1 | 103.7                | 2.0  | 106.1       | 2.0 | 103.6         | 1.6 | 121.1           | 10.8 |
| 2018  | 100.4       | 0.2  | 106.1                | 2.4  | 108.1       | 1.9 | 105.7         | 2.1 | 139.6           | 15.3 |
| 2019  | 100.9       | 0.4  | 108.8                | 2.5  | 110.9       | 2.6 | 107.9         | 2.1 | 159.0           | 13.9 |
| 2020  | 101.0       | 0.1  | 112.7                | 3.6  | 113.4       | 2.3 | 109.2         | 1.2 | 178.7           | 12.4 |
| 2021  | ...         | ...  | 118.3                | 5.0  | 117.8       | 3.8 | 111.8         | 2.4 | 209.9           | 17.4 |
| 2021. |             |      |                      |      |             |     |               |     |                 |      |
| 1     | 101.1       | 0.0  | 115.2                | 3.8  | 115.3       | 2.6 | 110.0         | 1.5 | 194.3           | 15.2 |
| 2     | 101.2       | 0.1  | 115.4                | 3.6  | 115.5       | 2.4 | 110.2         | 0.9 | 194.9           | 15.8 |
| 3     | 101.3       | 0.0  | 115.4                | 3.6  | 116.1       | 2.6 | 110.5         | 1.0 | 197.3           | 16.3 |
| 4     | 100.0       | -1.1 | 115.9                | 4.1  | 116.2       | 2.9 | 111.0         | 1.9 | 200.7           | 16.9 |
| 5     | 100.1       | -1.0 | 116.4                | 3.9  | 116.6       | 3.1 | 111.4         | 2.3 | 202.7           | 16.2 |
| 6     | 99.9        | -1.0 | 117.2                | 3.8  | 116.5       | 3.1 | 111.7         | 2.2 | 207.3           | 16.6 |
| 7     | ...         | ...  | 118.5                | 4.1  | 117.2       | 3.6 | 112.3         | 2.9 | 208.5           | 16.2 |
| 8     | ...         | ...  | 119.6                | 5.0  | 117.6       | 3.8 | 112.5         | 3.1 | 209.2           | 15.2 |
| 9     | ...         | ...  | 120.1                | 5.9  | 118.7       | 4.4 | 112.7         | 3.2 | 212.4           | 15.6 |
| 10    | ...         | ...  | 121.4                | 6.7  | 120.4       | 5.1 | 113.3         | 3.2 | 216.8           | 16.0 |
| 11    | ...         | ...  | 121.9                | 7.1  | 121.0       | 5.8 | 113.3         | 3.1 | 222.8           | 17.0 |
| 12    | ...         | ...  | 123.1                | 8.1  | 122.2       | 6.4 | 113.2         | 3.4 | 251.4           | 31.1 |
| 2022. |             |      |                      |      |             |     |               |     |                 |      |
| 1     | ...         | ...  | 125.7                | 9.1  | 123.5       | 7.1 | 113.9         | 3.6 | 271.5           | 39.7 |
| 2     | ...         | ...  | 126.7                | 9.8  | 123.2       | 6.6 | 114.7         | 4.1 | 280.9           | 44.1 |
| 3     | ...         | ...  | 127.8                | 10.7 | 124.6       | 7.4 | 115.8         | 4.9 | 293.3           | 48.7 |
| 4     | ...         | ...  | 129.4                | 11.6 | 125.9       | 8.3 | 116.5         | 5.0 | 307.2           | 53.0 |
| 5     | ...         | ...  | 131.2                | 12.7 | 127.1       | 9.0 | 117.5         | 5.5 | 318.7           | 57.2 |
| 6     | ...         | ...  | 132.9                | 13.4 | 128.1       | 9.9 | 118.1         | 5.7 | 329.3           | 58.8 |

|       | 포르투갈<br>Portugal |      | 폴란드<br>Poland |      | 프랑스<br>France |     | 핀란드<br>Finland |     | 헝가리<br>Hungary |     |
|-------|------------------|------|---------------|------|---------------|-----|----------------|-----|----------------|-----|
|       | 전년(동월)비          |      | 전년(동월)비       |      | 전년(동월)비       |     | 전년(동월)비        |     | 전년(동월)비        |     |
| 2016  | 100.7            | 0.7  | 99.8          | -0.2 | 100.4         | 0.4 | 101.0          | 1.0 | 101.5          | 1.5 |
| 2017  | 101.8            | 1.1  | 100.5         | 0.7  | 100.9         | 0.5 | 101.6          | 0.7 | 103.3          | 1.8 |
| 2018  | 102.5            | 0.7  | 101.3         | 0.8  | 102.0         | 1.1 | 102.3          | 0.7 | 105.4          | 2.0 |
| 2019  | 103.0            | 0.5  | 103.2         | 1.9  | 102.8         | 0.8 | 103.2          | 0.8 | 109.0          | 3.4 |
| 2020  | 103.0            | -0.0 | 107.2         | 3.8  | 103.7         | 0.9 | 103.7          | 0.5 | 112.6          | 3.3 |
| 2021  | 103.8            | 0.8  | 111.5         | 4.1  | 104.7         | 1.0 | 105.5          | 1.7 | 117.7          | 4.5 |
| 2021. |                  |      |               |      |               |     |                |     |                |     |
| 1     | 102.4            | 0.6  | 108.9         | 4.0  | 104.0         | 1.1 | 104.2          | 1.3 | 114.6          | 3.3 |
| 2     | 101.9            | 0.7  | 109.4         | 3.8  | 103.8         | 0.7 | 104.4          | 1.1 | 115.0          | 3.4 |
| 3     | 103.4            | 0.1  | 110.1         | 4.0  | 104.3         | 0.8 | 104.5          | 1.0 | 115.4          | 3.2 |
| 4     | 103.8            | 0.1  | 110.7         | 3.7  | 104.4         | 0.9 | 105.0          | 1.5 | 116.5          | 4.0 |
| 5     | 104.0            | 0.6  | 111.0         | 4.1  | 104.6         | 0.8 | 105.2          | 1.5 | 116.9          | 4.3 |
| 6     | 103.9            | -0.3 | 111.0         | 3.3  | 104.8         | 0.9 | 105.2          | 1.6 | 118.0          | 5.1 |
| 7     | 103.3            | 0.9  | 111.5         | 3.6  | 104.7         | 0.1 | 105.5          | 1.5 | 118.4          | 4.4 |
| 8     | 103.1            | 0.9  | 111.7         | 3.8  | 105.3         | 0.9 | 105.7          | 1.7 | 118.6          | 4.4 |
| 9     | 104.3            | 0.9  | 112.5         | 4.1  | 105.0         | 1.1 | 106.0          | 2.1 | 118.8          | 5.0 |
| 10    | 104.7            | 1.1  | 113.3         | 4.5  | 105.0         | 1.3 | 106.4          | 2.3 | 119.7          | 5.4 |
| 11    | 105.0            | 1.7  | 113.7         | 4.7  | 105.2         | 1.4 | 106.7          | 2.5 | 120.2          | 6.0 |
| 12    | 105.0            | 1.8  | 114.1         | 5.1  | 105.4         | 1.4 | 106.8          | 2.6 | 120.8          | 6.1 |
| 2022. |                  |      |               |      |               |     |                |     |                |     |
| 1     | 105.0            | 2.4  | 115.3         | 5.8  | 105.3         | 1.3 | 107.0          | 2.7 | 121.9          | 6.4 |
| 2     | 105.1            | 3.2  | 116.4         | 6.4  | 105.8         | 2.0 | 107.2          | 2.6 | 122.8          | 6.8 |
| 3     | 107.4            | 3.8  | 117.5         | 6.7  | 106.4         | 2.0 | 107.8          | 3.1 | 123.7          | 7.2 |
| 4     | 109.0            | 5.0  | 119.1         | 7.6  | 107.1         | 2.6 | 108.5          | 3.3 | 125.3          | 7.6 |
| 5     | 109.8            | 5.6  | 120.3         | 8.4  | 107.6         | 2.8 | 109.5          | 4.1 | 126.8          | 8.5 |
| 6     | 110.2            | 6.0  | 121.0         | 9.0  | 107.7         | 2.7 | 109.5          | 4.0 | 128.4          | 8.9 |

## 5. 수출물가지수 Export Prices Indices

2010=100

|           | 대한민국 <sup>1)</sup><br>Korea, Rep. of |      | 그리스<br>Greece |      | 남아프리카공화국<br>South Africa |      | 뉴질랜드<br>New zealand |      |
|-----------|--------------------------------------|------|---------------|------|--------------------------|------|---------------------|------|
|           | 전년(동기간)비                             |      | 전년(동기간)비      |      | 전년(동기간)비                 |      | 전년(동기간)비            |      |
| 2016      | 96.7                                 | -3.3 | 89.5          | -6.7 | 145.6                    | 2.7  | 92.7                | -4.1 |
| 2017      | 102.6                                | 6.1  | 97.6          | 9.1  | 144.6                    | -0.7 | 103.1               | 11.2 |
| 2018      | 103.4                                | 0.8  | 105.1         | 7.6  | 142.5                    | -1.5 | 108.0               | 4.7  |
| 2019      | 99.9                                 | -3.4 | 104.5         | -0.6 | 144.4                    | 1.3  | 110.6               | 2.5  |
| 2020      | 94.7                                 | -5.2 | ...           | ...  | 156.1                    | 8.1  | 111.9               | 1.2  |
| 2021      | 108.3                                | 14.3 | ...           | ...  | ...                      | ...  | 116.6               | 4.2  |
| 2018. 3/4 | 106.2                                | 3.2  | 107.9         | 12.5 | 146.7                    | 4.8  | 111.0               | 9.5  |
| 4/4       | 103.6                                | 0.8  | 105.7         | 5.6  | 148.4                    | 2.7  | 109.0               | 1.9  |
| 2019. 1/4 | 99.6                                 | -1.8 | 103.9         | 2.9  | 143.7                    | 5.3  | 106.2               | 1.6  |
| 2/4       | 101.5                                | -0.9 | 105.8         | -0.0 | 145.0                    | 4.6  | 109.7               | 2.3  |
| 3/4       | 101.1                                | -4.8 | 103.8         | -3.8 | 144.8                    | -1.3 | 111.6               | 0.5  |
| 4/4       | 97.7                                 | -5.8 | 104.5         | -1.2 | 144.1                    | -2.9 | 115.0               | 5.5  |
| 2020. 1/4 | 96.8                                 | -2.8 | ...           | ...  | 151.8                    | 5.7  | 114.8               | 8.1  |
| 2/4       | 94.5                                 | -6.9 | ...           | ...  | 161.1                    | 11.1 | 117.5               | 7.2  |
| 3/4       | 95.0                                 | -6.0 | ...           | ...  | 160.2                    | 10.6 | 107.8               | -3.3 |
| 4/4       | 92.6                                 | -5.2 | ...           | ...  | 151.0                    | 4.8  | 107.4               | -6.6 |
| 2021. 1/4 | 98.3                                 | 1.5  | ...           | ...  | 156.9                    | 3.3  | 106.6               | -7.2 |
| 2/4       | 106.1                                | 12.3 | ...           | ...  | 158.9                    | -1.4 | 115.4               | -1.9 |
| 3/4       | 113.0                                | 18.9 | ...           | ...  | ...                      | ...  | 120.6               | 11.8 |
| 4/4       | 115.7                                | 25.0 | ...           | ...  | ...                      | ...  | 124.0               | 15.4 |
| 2022. 1/4 | 119.9                                | 22.0 | ...           | ...  | ...                      | ...  | 133.7               | 25.4 |
| 2/4       | 130.5                                | 23.0 | ...           | ...  | ...                      | ...  | ...                 | ...  |

|           | 미국<br>U.S.A. |      | 브라질<br>Brazil |      | 스웨덴<br>Sweden |      | 슬로베니아<br>Slovenia |      |
|-----------|--------------|------|---------------|------|---------------|------|-------------------|------|
|           | 전년(동기간)비     |      | 전년(동기간)비      |      | 전년(동기간)비      |      | 전년(동기간)비          |      |
| 2016      | 99.1         | -2.8 | 79.0          | -6.2 | 95.4          | -2.0 | 104.3             | -1.3 |
| 2017      | 100.9        | 1.8  | 87.0          | 10.1 | 100.8         | 5.6  | 107.4             | 3.0  |
| 2018      | 104.4        | 3.5  | 91.5          | 5.2  | 108.7         | 7.9  | 109.8             | 2.2  |
| 2019      | 104.3        | -0.1 | ...           | ...  | 112.6         | 3.6  | 109.3             | -0.5 |
| 2020      | 102.8        | -1.5 | ...           | ...  | 107.3         | -4.6 | 108.0             | -1.2 |
| 2021      | ...          | ...  | ...           | ...  | 118.0         | 9.9  | 113.4             | 5.0  |
| 2018. 3/4 | 105.4        | 3.8  | 91.6          | 9.0  | 111.4         | 11.8 | 110.3             | 2.6  |
| 4/4       | 105.1        | 2.4  | 90.9          | 3.3  | 110.7         | 9.2  | 110.1             | 1.8  |
| 2019. 1/4 | 104.6        | 0.8  | 86.9          | -4.4 | 111.6         | 7.4  | 110.1             | 0.9  |
| 2/4       | 105.2        | 0.1  | ...           | ...  | 113.2         | 4.1  | 109.3             | -0.3 |
| 3/4       | 104.9        | -0.5 | ...           | ...  | 112.8         | 1.2  | 108.8             | -1.4 |
| 4/4       | 104.4        | -0.6 | ...           | ...  | 112.7         | 1.7  | 108.8             | -1.1 |
| 2020. 1/4 | 104.5        | -0.1 | ...           | ...  | 109.2         | -2.2 | 108.6             | -1.4 |
| 2/4       | 101.4        | -3.6 | ...           | ...  | 108.6         | -4.0 | 107.8             | -1.4 |
| 3/4       | 103.0        | -1.8 | ...           | ...  | 105.4         | -6.6 | 107.9             | -0.8 |
| 4/4       | 103.9        | -0.5 | ...           | ...  | 106.2         | -5.7 | 107.7             | -1.1 |
| 2021. 1/4 | 107.5        | 2.9  | ...           | ...  | 108.4         | -0.7 | 109.1             | 0.4  |
| 2/4       | ...          | ...  | ...           | ...  | 115.4         | 6.3  | 110.9             | 2.9  |
| 3/4       | ...          | ...  | ...           | ...  | 122.8         | 16.5 | 115.4             | 6.9  |
| 4/4       | ...          | ...  | ...           | ...  | 125.3         | 18.0 | 118.1             | 9.7  |
| 2022. 1/4 | ...          | ...  | ...           | ...  | 133.6         | 23.2 | ...               | ...  |
| 2/4       | ...          | ...  | ...           | ...  | ...           | ...  | ...               | ...  |

주: 1) 2015=100, 원화기준

자료: 한국은행 경제통계시스템, IMF 『International Financial Statistics』



## 6. 수입물가지수 Import Prices Indices

2010=100

|           | 대한민국 <sup>1)</sup><br>Korea, Rep. of |       | 그리스<br>Greece |       | 남아프리카공화국<br>South Africa |       | 네덜란드<br>Netherlands |       | 뉴질랜드<br>New zealand |      |
|-----------|--------------------------------------|-------|---------------|-------|--------------------------|-------|---------------------|-------|---------------------|------|
|           | 전년(동기간)비                             |       | 전년(동기간)비      |       | 전년(동기간)비                 |       | 전년(동기간)비            |       | 전년(동기간)비            |      |
| 2016      | 95.8                                 | -4.2  | 91.6          | -2.8  | 136.1                    | -2.4  | 97.3                | -4.4  | 85.9                | -4.4 |
| 2017      | 102.0                                | 6.5   | 96.9          | 5.8   | 126.1                    | -7.3  | 101.8               | 4.6   | 87.5                | 1.9  |
| 2018      | 108.4                                | 6.3   | 103.4         | 6.7   | 122.5                    | -2.8  | 105.0               | 3.1   | 92.2                | 5.4  |
| 2019      | 109.3                                | 0.8   | 106.5         | 3.0   | 114.8                    | -6.3  | 103.6               | -1.3  | 93.2                | 1.2  |
| 2020      | 99.9                                 | -8.7  | 95.0          | -10.8 | 111.5                    | -2.9  | 96.4                | -7.0  | 92.1                | -1.2 |
| 2021      | 117.5                                | 17.6  | 114.0         | 20.0  | ...                      | ...   | 109.6               | 13.7  | 94.3                | 2.4  |
| 2018. 3/4 | 111.9                                | 10.6  | 105.4         | 9.8   | 124.5                    | 1.3   | 106.6               | 6.7   | 94.0                | 9.7  |
| 4/4       | 109.9                                | 6.6   | 102.7         | 3.3   | 126.5                    | 0.5   | 105.9               | 3.5   | 95.3                | 7.1  |
| 2019. 1/4 | 107.3                                | 3.3   | 104.1         | 2.9   | 115.9                    | -3.5  | 103.9               | 1.2   | 92.0                | 3.6  |
| 2/4       | 111.4                                | 3.1   | 107.6         | 3.3   | 118.5                    | -0.5  | 104.8               | 0.1   | 93.5                | 3.2  |
| 3/4       | 110.7                                | -1.1  | 106.3         | 0.9   | 113.4                    | -8.9  | 102.9               | -3.4  | 93.6                | -0.4 |
| 4/4       | 108.0                                | -1.7  | 107.8         | 5.0   | 111.4                    | -11.9 | 103.0               | -2.8  | 93.8                | -1.5 |
| 2020. 1/4 | 105.0                                | -2.1  | 98.4          | -5.4  | 108.3                    | -6.5  | 100.8               | -2.9  | 94.3                | 2.5  |
| 2/4       | 98.4                                 | -11.7 | 90.1          | -16.3 | 105.3                    | -11.2 | 93.9                | -10.4 | 94.3                | 0.8  |
| 3/4       | 99.3                                 | -10.2 | 95.5          | -10.2 | 101.0                    | -10.9 | 95.2                | -7.5  | 90.7                | -3.1 |
| 4/4       | 96.7                                 | -10.5 | 96.0          | -11.0 | 131.2                    | 17.7  | 95.7                | -7.0  | 89.1                | -5.1 |
| 2021. 1/4 | 105.9                                | 0.8   | 105.9         | 7.7   | 128.2                    | 18.3  | 101.1               | 0.2   | 88.3                | -6.4 |
| 2/4       | 112.8                                | 14.6  | 111.5         | 23.7  | 128.7                    | 22.2  | 106.1               | 13.0  | 92.6                | -1.8 |
| 3/4       | 122.0                                | 22.8  | 116.5         | 21.9  | ...                      | ...   | 111.7               | 17.3  | 96.4                | 6.2  |
| 4/4       | 129.2                                | 33.6  | 122.2         | 27.3  | ...                      | ...   | 119.6               | 25.0  | 100.1               | 12.3 |
| 2022. 1/4 | 140.2                                | 32.4  | 139.0         | 31.2  | ...                      | ...   | ...                 | ...   | 107.3               | 21.5 |
| 2/4       | 152.4                                | 35.2  | ...           | ...   | ...                      | ...   | ...                 | ...   | ...                 | ...  |

|           | 덴마크<br>Denmark |      | 독일<br>Germany |      | 리투아니아<br>Lithuania |       | 미국<br>U.S.A. |      | 스웨덴<br>Sweden |      |
|-----------|----------------|------|---------------|------|--------------------|-------|--------------|------|---------------|------|
|           | 전년(동기간)비       |      | 전년(동기간)비      |      | 전년(동기간)비           |       | 전년(동기간)비     |      | 전년(동기간)비      |      |
| 2016      | 104.2          | -1.4 | 97.1          | -3.3 | 97.6               | -5.7  | 102.7        | -2.2 | 93.1          | -2.9 |
| 2017      | 105.7          | 1.5  | 100.4         | 3.5  | 101.2              | 3.8   | 104.1        | 1.3  | 98.7          | 6.1  |
| 2018      | 107.6          | 1.8  | 103.3         | 2.8  | 106.3              | 5.0   | 106.0        | 1.8  | 107.3         | 8.7  |
| 2019      | 107.8          | 0.2  | 102.2         | -1.0 | 104.8              | -1.4  | 105.0        | -1.0 | 110.1         | 2.6  |
| 2020      | 105.1          | -2.5 | 97.4          | -4.7 | 97.6               | -6.9  | ...          | ...  | 104.3         | -5.3 |
| 2021      | 113.2          | 7.7  | 110.4         | 13.3 | 123.1              | 26.2  | ...          | ...  | 112.8         | 8.2  |
| 2018. 3/4 | 108.6          | 3.4  | 104.1         | 4.9  | 108.3              | 8.2   | 106.2        | 1.9  | 110.5         | 12.9 |
| 4/4       | 108.2          | 2.2  | 104.3         | 3.3  | 106.9              | 4.5   | 105.9        | 1.0  | 109.0         | 9.2  |
| 2019. 1/4 | 107.6          | 1.2  | 102.9         | 1.4  | 105.2              | 1.5   | 105.4        | -0.3 | 108.3         | 5.8  |
| 2/4       | 108.3          | 0.9  | 102.8         | -0.4 | 106.2              | -0.2  | 105.2        | -1.1 | 110.8         | 3.3  |
| 3/4       | 107.7          | -0.8 | 101.3         | -2.7 | 103.7              | -4.3  | 104.9        | -1.2 | 110.1         | -0.4 |
| 4/4       | 107.7          | -0.5 | 101.8         | -2.3 | 104.2              | -2.5  | 104.5        | -1.3 | 111.2         | 2.0  |
| 2020. 1/4 | 106.6          | -0.9 | 99.7          | -3.2 | 100.5              | -4.5  | 104.6        | -0.7 | 107.3         | -0.9 |
| 2/4       | 104.5          | -3.5 | 95.6          | -6.9 | 94.1               | -11.4 | 103.4        | -1.7 | 104.5         | -5.7 |
| 3/4       | 104.5          | -3.0 | 96.7          | -4.6 | 97.0               | -6.4  | 104.8        | -0.1 | 102.5         | -6.9 |
| 4/4       | 104.7          | -2.7 | 97.8          | -4.0 | 98.7               | -5.4  | ...          | ...  | 102.8         | -7.5 |
| 2021. 1/4 | 107.3          | 0.7  | 101.7         | 2.1  | 114.4              | 13.9  | ...          | ...  | 105.2         | -2.0 |
| 2/4       | 110.4          | 5.7  | 106.7         | 11.5 | 118.8              | 26.2  | ...          | ...  | 110.0         | 5.2  |
| 3/4       | 115.0          | 10.1 | 112.6         | 16.4 | 125.0              | 28.8  | ...          | ...  | 115.0         | 12.2 |
| 4/4       | 119.9          | 14.5 | 120.7         | 23.5 | 134.3              | 36.1  | ...          | ...  | 120.9         | 17.6 |
| 2022. 1/4 | 127.0          | 18.3 | 130.6         | 28.3 | 141.8              | 23.9  | ...          | ...  | 133.5         | 26.9 |
| 2/4       | ...            | ...  | ...           | ...  | ...                | ...   | ...          | ...  | ...           | ...  |

주: 1) 2015=100, 원화기준

자료: 한국은행 경제통계시스템, IMF 『International Financial Statistics』



## 7. 수출입물량지수

### Volume of Exports and Imports

2010=100

|           | 수출물량지수 <sup>1)</sup> |       |          |       |          |       | Volume of Exports |       |           |      |  |  |
|-----------|----------------------|-------|----------|-------|----------|-------|-------------------|-------|-----------|------|--|--|
|           | 대한민국 <sup>3)</sup>   |       | 독일       |       | 영국       |       | 인도                |       | 홍콩        |      |  |  |
|           | Korea, Rep. of       |       | Germany  |       | U.K.     |       | India             |       | Hong Kong |      |  |  |
|           | 전년(동기간)비             |       | 전년(동기간)비 |       | 전년(동기간)비 |       | 전년(동기간)비          |       | 전년(동기간)비  |      |  |  |
| 2016      | 100.9                | 0.9   | 110.4    | 0.5   | 110.5    | 0.7   | 137.0             | 3.3   | 106.3     | 1.4  |  |  |
| 2017      | 106.3                | 5.3   | 114.0    | 3.3   | 118.1    | 6.8   | 146.6             | 7.0   | 112.8     | 6.2  |  |  |
| 2018      | 112.7                | 6.1   | 115.0    | 0.9   | 118.3    | 0.2   | 150.2             | 2.5   | 118.4     | 4.9  |  |  |
| 2019      | 110.3                | -2.2  | 111.9    | -2.7  | 122.9    | 3.9   | 97.4              | -35.2 | 112.4     | -5.0 |  |  |
| 2020      | 111.5                | 1.1   | 100.8    | -10.0 | 105.4    | -14.3 | 74.1              | -23.9 | 111.6     | -0.8 |  |  |
| 2021      | 120.5                | 8.0   | ...      | ...   | ...      | ...   | ...               | ...   | ...       | ...  |  |  |
| 2018. 3/4 | 114.3                | 4.0   | 113.0    | 0.1   | 116.2    | 1.1   | 149.8             | 3.4   | 126.2     | 6.5  |  |  |
| 4/4       | 115.7                | 7.1   | 112.9    | -2.2  | 119.8    | -1.4  | 149.0             | 1.2   | 122.4     | 0.2  |  |  |
| 2019. 1/4 | 104.7                | -2.5  | 114.2    | -1.8  | 121.7    | 2.6   | 148.1             | -0.7  | 103.6     | -4.2 |  |  |
| 2/4       | 110.2                | -2.9  | 111.9    | -4.9  | 112.0    | -5.5  | 139.9             | -6.9  | 109.6     | -6.0 |  |  |
| 3/4       | 111.0                | -2.9  | 111.0    | -1.8  | 119.9    | 3.2   | 237.4             | 58.5  | 117.1     | -7.2 |  |  |
| 4/4       | 115.5                | -0.2  | 110.7    | -2.0  | 138.2    | 15.3  | 192.9             | 29.5  | 119.4     | -2.4 |  |  |
| 2020. 1/4 | 110.8                | 5.8   | 107.4    | -6.0  | 111.0    | -8.8  | 137.9             | -6.9  | 94.2      | -9.0 |  |  |
| 2/4       | 99.2                 | -10.0 | 84.0     | -25.0 | 100.2    | -10.6 | 97.8              | -30.1 | 105.8     | -3.5 |  |  |
| 3/4       | 114.3                | 3.0   | 102.8    | -7.3  | 97.9     | -18.4 | 156.0             | -34.3 | 119.8     | 2.3  |  |  |
| 4/4       | 121.2                | 5.0   | 109.0    | -1.6  | 112.7    | -18.5 | 154.5             | -19.9 | 126.5     | 6.0  |  |  |
| 2021. 1/4 | 116.5                | 5.1   | 109.5    | 1.9   | 96.6     | -13.0 | 151.9             | 10.1  | 124.3     | 31.9 |  |  |
| 2/4       | 118.5                | 19.4  | 109.3    | 30.2  | 106.9    | 6.7   | 218.9             | 123.8 | 128.2     | 21.1 |  |  |
| 3/4       | 119.9                | 4.9   | 106.4    | 3.5   | 101.6    | 3.7   | ...               | ...   | 138.6     | 15.7 |  |  |
| 4/4       | 126.6                | 4.4   | ...      | ...   | ...      | ...   | ...               | ...   | ...       | ...  |  |  |
| 2022. 1/4 | 124.3                | 6.7   | ...      | ...   | ...      | ...   | ...               | ...   | ...       | ...  |  |  |
| 2/4       | 121.1                | 2.2   | ...      | ...   | ...      | ...   | ...               | ...   | ...       | ...  |  |  |

|           | 수입물량지수 <sup>2)</sup> |      |          |       |          |       | Volume of Imports |       |           |       |  |  |
|-----------|----------------------|------|----------|-------|----------|-------|-------------------|-------|-----------|-------|--|--|
|           | 대한민국 <sup>3)</sup>   |      | 독일       |       | 영국       |       | 인도                |       | 홍콩        |       |  |  |
|           | Korea, Rep. of       |      | Germany  |       | U.K.     |       | India             |       | Hong Kong |       |  |  |
|           | 전년(동기간)비             |      | 전년(동기간)비 |       | 전년(동기간)비 |       | 전년(동기간)비          |       | 전년(동기간)비  |       |  |  |
| 2016      | 101.1                | 1.1  | 111.0    | 2.6   | 124.3    | 3.6   | 131.1             | -3.1  | 108.9     | 1.0   |  |  |
| 2017      | 109.8                | 8.6  | 114.2    | 2.9   | 127.3    | 2.4   | 148.7             | 13.4  | 116.3     | 6.8   |  |  |
| 2018      | 111.3                | 1.4  | 116.8    | 2.2   | 127.6    | 0.2   | 157.2             | 5.7   | 123.1     | 5.9   |  |  |
| 2019      | 109.5                | -1.7 | 115.7    | -0.9  | 130.8    | 2.5   | 70.7              | -55.0 | 113.8     | -7.6  |  |  |
| 2020      | 113.2                | 3.3  | 108.5    | -6.2  | 113.1    | -13.5 | 58.9              | -16.7 | 110.8     | -2.6  |  |  |
| 2021      | 124.3                | 9.9  | ...      | ...   | ...      | ...   | ...               | ...   | ...       | ...   |  |  |
| 2018. 3/4 | 106.7                | -5.5 | 116.4    | 2.5   | 125.9    | -1.5  | 162.0             | 12.9  | 130.1     | 8.8   |  |  |
| 4/4       | 114.3                | 3.1  | 116.4    | 0.3   | 132.3    | 3.5   | 151.3             | -1.6  | 126.8     | -0.4  |  |  |
| 2019. 1/4 | 107.3                | -5.2 | 118.8    | 1.9   | 147.3    | 15.5  | 154.9             | 3.6   | 107.4     | -5.0  |  |  |
| 2/4       | 109.3                | -1.7 | 115.5    | -1.9  | 123.7    | -0.9  | 179.1             | 15.4  | 113.3     | -7.3  |  |  |
| 3/4       | 109.5                | 2.7  | 113.7    | -2.3  | 126.6    | 0.6   | 155.6             | -4.0  | 116.0     | -10.9 |  |  |
| 4/4       | 111.9                | -2.1 | 114.7    | -1.4  | 125.6    | -5.0  | 147.8             | -2.3  | 118.4     | -6.6  |  |  |
| 2020. 1/4 | 109.0                | 1.5  | 113.2    | -4.7  | 117.2    | -20.4 | 149.3             | -3.7  | 97.2      | -9.5  |  |  |
| 2/4       | 110.9                | 1.5  | 97.4     | -15.7 | 88.5     | -28.4 | 109.3             | -39.0 | 104.7     | -7.6  |  |  |
| 3/4       | 112.3                | 2.5  | 108.0    | -5.0  | 110.9    | -12.4 | 127.6             | -18.0 | 115.2     | -0.7  |  |  |
| 4/4       | 120.8                | 7.9  | 115.5    | 0.7   | 135.8    | 8.1   | 144.8             | -2.0  | 126.3     | 6.7   |  |  |
| 2021. 1/4 | 121.9                | 11.9 | 114.8    | 1.4   | 113.1    | -3.5  | 157.8             | 5.7   | 120.9     | 24.4  |  |  |
| 2/4       | 123.5                | 11.4 | 117.8    | 20.9  | 112.9    | 27.6  | 156.3             | 43.0  | 128.0     | 22.2  |  |  |
| 3/4       | 122.6                | 9.2  | 113.4    | 5.0   | 121.2    | 9.2   | ...               | ...   | 136.4     | 18.4  |  |  |
| 4/4       | 128.7                | 6.6  | ...      | ...   | ...      | ...   | ...               | ...   | ...       | ...   |  |  |
| 2022. 1/4 | 129.3                | 6.1  | ...      | ...   | ...      | ...   | ...               | ...   | ...       | ...   |  |  |
| 2/4       | 123.5                | -0.0 | ...      | ...   | ...      | ...   | ...               | ...   | ...       | ...   |  |  |

주: 1) FOB 기준 2) CIF 기준 3) 2015=100

자료: 한국은행 경제통계시스템, IMF 『International Financial Statistics』

## 8. 수출입단가지수 Unit Value of Exports and Imports

2010=100

|          | 수출 단 가지 수 <sup>1)</sup>              |       |                |      |               |      |                     |      |                 |      |
|----------|--------------------------------------|-------|----------------|------|---------------|------|---------------------|------|-----------------|------|
|          | Unit Value of Exports                |       |                |      |               |      |                     |      |                 |      |
|          | 대한민국 <sup>3)</sup><br>Korea, Rep. of |       | 덴마크<br>Denmark |      | 브라질<br>Brazil |      | 코스타리카<br>Costa Rica |      | 홍콩<br>Hong Kong |      |
|          | 전년(동월)비                              |       | 전년(동월)비        |      | 전년(동월)비       |      | 전년(동월)비             |      | 전년(동월)비         |      |
| 2016     | 94.6                                 | -5.4  | 102.8          | -2.3 | 74.3          | -5.0 | 99.6                | -1.1 | 113.6           | -1.7 |
| 2017     | 108.4                                | 14.6  | 103.3          | 0.5  | 80.6          | 8.6  | 100.5               | 0.8  | 115.6           | 1.8  |
| 2018     | 119.8                                | 10.5  | 104.4          | 1.0  | 85.5          | 6.0  | 100.9               | 0.4  | 118.5           | 2.5  |
| 2019     | 107.4                                | -10.4 | 108.0          | 3.5  | 85.0          | -0.5 | 99.9                | -1.0 | 119.9           | 1.2  |
| 2020     | 101.3                                | -5.6  | ...            | ...  | 78.4          | -7.9 | 100.0               | 0.1  | 119.1           | -0.6 |
| 2021     | 128.1                                | 26.4  | ...            | ...  | 102.9         | 31.4 | ...                 | ...  | ...             | ...  |
| 2020. 12 | 120.2                                | 9.6   | ...            | ...  | 80.9          | -9.1 | 100.1               | 0.1  | 119.9           | 0.4  |
| 2021. 1  | 110.3                                | 11.3  | ...            | ...  | 79.7          | -0.3 | 100.8               | 1.0  | 119.5           | -0.5 |
| 2        | 107.3                                | 10.1  | ...            | ...  | 97.4          | 7.7  | 101.3               | 1.8  | 120.5           | 0.7  |
| 3        | 126.8                                | 14.8  | ...            | ...  | 102.3         | 15.4 | 101.2               | 1.1  | 121.4           | 2.4  |
| 4        | 123.5                                | 41.9  | ...            | ...  | 107.6         | 35.9 | 101.4               | 0.8  | 123.5           | 4.1  |
| 5        | 122.5                                | 49.0  | ...            | ...  | 110.3         | 42.1 | 101.8               | 1.2  | 125.4           | 5.3  |
| 6        | 130.5                                | 40.5  | ...            | ...  | 108.0         | 52.4 | 102.4               | 2.2  | 125.7           | 5.3  |
| 7        | 132.4                                | 31.5  | ...            | ...  | 107.7         | 53.2 | 103.1               | 3.3  | 125.4           | 5.7  |
| 8        | 127.7                                | 35.1  | ...            | ...  | 106.7         | 49.1 | 103.6               | 3.7  | 126.1           | 6.2  |
| 9        | 134.9                                | 18.6  | ...            | ...  | 105.0         | 49.9 | ...                 | ...  | 126.8           | 6.7  |
| 10       | 134.0                                | 25.3  | ...            | ...  | 105.0         | 33.3 | ...                 | ...  | 128.3           | 7.9  |
| 11       | 140.5                                | 26.9  | ...            | ...  | 103.5         | 26.2 | ...                 | ...  | ...             | ...  |
| 12       | 146.7                                | 22.0  | ...            | ...  | 102.3         | 26.5 | ...                 | ...  | ...             | ...  |
| 2022. 1  | 135.2                                | 22.6  | ...            | ...  | ...           | ...  | ...                 | ...  | ...             | ...  |
| 2        | 128.5                                | 19.8  | ...            | ...  | ...           | ...  | ...                 | ...  | ...             | ...  |
| 3        | 154.0                                | 21.5  | ...            | ...  | ...           | ...  | ...                 | ...  | ...             | ...  |
| 4        | 140.8                                | 14.0  | ...            | ...  | ...           | ...  | ...                 | ...  | ...             | ...  |
| 5        | 147.0                                | 20.1  | ...            | ...  | ...           | ...  | ...                 | ...  | ...             | ...  |

|          | 수입 단 가지 수 <sup>2)</sup>              |      |                |      |               |       |                     |      |                 |      |
|----------|--------------------------------------|------|----------------|------|---------------|-------|---------------------|------|-----------------|------|
|          | Unit Value of Imports                |      |                |      |               |       |                     |      |                 |      |
|          | 대한민국 <sup>3)</sup><br>Korea, Rep. of |      | 덴마크<br>Denmark |      | 브라질<br>Brazil |       | 코스타리카<br>Costa Rica |      | 홍콩<br>Hong Kong |      |
|          | 전년(동월)비                              |      | 전년(동월)비        |      | 전년(동월)비       |       | 전년(동월)비             |      | 전년(동월)비         |      |
| 2016     | 92.8                                 | -7.2 | 100.9          | -4.4 | 74.9          | -15.2 | 94.8                | -4.0 | 112.5           | -1.8 |
| 2017     | 110.5                                | 19.1 | 104.9          | 4.0  | 81.3          | 8.5   | 98.3                | 3.7  | 114.6           | 1.9  |
| 2018     | 123.7                                | 12.0 | 107.5          | 2.5  | 92.0          | 13.2  | 102.3               | 4.1  | 117.6           | 2.6  |
| 2019     | 116.1                                | -6.2 | 108.9          | 1.3  | 90.9          | -1.1  | 100.8               | -1.4 | 119.1           | 1.3  |
| 2020     | 107.9                                | -7.1 | ...            | ...  | 83.2          | -8.5  | 97.6                | -3.1 | 118.3           | -0.7 |
| 2021     | 142.6                                | 32.2 | ...            | ...  | 94.7          | 13.8  | ...                 | ...  | ...             | ...  |
| 2020. 12 | 124.0                                | 2.9  | ...            | ...  | 94.0          | 21.3  | 99.3                | -0.4 | 119.4           | 0.3  |
| 2021. 1  | 124.1                                | 4.8  | ...            | ...  | 86.5          | -17.9 | 101.6               | 1.3  | 119.0           | 0.5  |
| 2        | 118.3                                | 15.7 | ...            | ...  | 82.3          | -13.1 | 102.2               | 3.5  | 119.2           | 0.8  |
| 3        | 138.8                                | 19.2 | ...            | ...  | 92.6          | 10.6  | 105.0               | 8.4  | 120.5           | 1.8  |
| 4        | 141.3                                | 34.4 | ...            | ...  | 90.5          | 28.3  | 105.8               | 10.1 | 121.9           | 4.0  |
| 5        | 133.7                                | 39.4 | ...            | ...  | 93.3          | 28.9  | 106.9               | 12.0 | 123.7           | 4.7  |
| 6        | 139.1                                | 40.3 | ...            | ...  | 91.3          | 23.1  | 106.7               | 9.4  | 124.2           | 5.2  |
| 7        | 148.8                                | 38.2 | ...            | ...  | 93.7          | 15.1  | 109.9               | 13.6 | 124.7           | 5.4  |
| 8        | 143.2                                | 45.2 | ...            | ...  | 91.6          | 14.9  | 110.0               | 13.4 | 125.3           | 6.0  |
| 9        | 144.2                                | 33.9 | ...            | ...  | 99.3          | 23.7  | ...                 | ...  | 127.5           | 8.0  |
| 10       | 150.3                                | 39.1 | ...            | ...  | 98.8          | 22.9  | ...                 | ...  | 128.3           | 8.2  |
| 11       | 159.3                                | 42.9 | ...            | ...  | 100.5         | 22.8  | ...                 | ...  | ...             | ...  |
| 12       | 170.6                                | 37.6 | ...            | ...  | 116.3         | 23.8  | ...                 | ...  | ...             | ...  |
| 2022. 1  | 166.8                                | 34.4 | ...            | ...  | ...           | ...   | ...                 | ...  | ...             | ...  |
| 2        | 148.6                                | 25.5 | ...            | ...  | ...           | ...   | ...                 | ...  | ...             | ...  |
| 3        | 178.1                                | 28.3 | ...            | ...  | ...           | ...   | ...                 | ...  | ...             | ...  |
| 4        | 168.6                                | 19.3 | ...            | ...  | ...           | ...   | ...                 | ...  | ...             | ...  |
| 5        | 176.4                                | 32.0 | ...            | ...  | ...           | ...   | ...                 | ...  | ...             | ...  |

주: 1) FOB 기준 2) CIF 기준 3) 수출입금액지수, 2015=100

자료: 한국은행 경제통계시스템, IMF 『International Financial Statistics』

## 9. 비교물가수준 Comparative Price Levels

2022. 6월 기준

|                          | 오스트레일리아<br>Australia | 오스트리아<br>Austria | 벨기에<br>Belgium | 캐나다<br>Canada | 칠레<br>Chile | 체코<br>Czech Republic | 덴마크<br>Denmark | 에스토니아<br>Estonia | 핀란드<br>Finland | 프랑스<br>France | 독일<br>Germany | 그리스<br>Greece | 헝가리<br>Hungary | 아이슬란드<br>Iceland | 아일랜드<br>Ireland | 이스라엘<br>Israel | 이탈리아<br>Italy | 일본<br>Japan | 콜롬비아<br>Colombia |
|--------------------------|----------------------|------------------|----------------|---------------|-------------|----------------------|----------------|------------------|----------------|---------------|---------------|---------------|----------------|------------------|-----------------|----------------|---------------|-------------|------------------|
| 통 화 단 위<br>Monetary Unit | AUD                  | EUR              | EUR            | CAD           | CLP         | CZK                  | DKK            | EUR              | EUR            | EUR           | EUR           | EUR           | HUF            | ISK              | EUR             | ILS            | EUR           | JPY         | COOP             |
| 오스트레일리아<br>Australia     | 100                  | 124              | 123            | 104           | 190         | 156                  | 101            | 144              | 112            | 128           | 131           | 155           | 226            | 86               | 100             | 90             | 140           | 138         | 272              |
| 오스트리아<br>Austria         | 80                   | 100              | 99             | 84            | 153         | 126                  | 81             | 116              | 90             | 103           | 105           | 125           | 181            | 69               | 80              | 72             | 113           | 111         | 219              |
| 벨기에<br>Belgium           | 82                   | 101              | 100            | 85            | 155         | 128                  | 82             | 118              | 91             | 104           | 107           | 127           | 184            | 70               | 82              | 73             | 114           | 113         | 222              |
| 캐나다<br>Canada            | 96                   | 120              | 118            | 100           | 183         | 151                  | 97             | 139              | 108            | 123           | 126           | 149           | 217            | 83               | 96              | 87             | 135           | 133         | 262              |
| 칠레<br>Chile              | 52                   | 65               | 64             | 55            | 100         | 82                   | 53             | 76               | 59             | 67            | 69            | 81            | 118            | 45               | 53              | 47             | 74            | 73          | 143              |
| 체코<br>Czech Rep.         | 64                   | 79               | 78             | 66            | 122         | 100                  | 64             | 92               | 71             | 82            | 84            | 99            | 144            | 55               | 64              | 58             | 90            | 88          | 174              |
| 덴마크<br>Denmark           | 99                   | 123              | 122            | 103           | 189         | 155                  | 100            | 143              | 111            | 127           | 130           | 154           | 224            | 85               | 99              | 89             | 139           | 137         | 270              |
| 에스토니아<br>Estonia         | 69                   | 86               | 85             | 72            | 132         | 108                  | 70             | 100              | 77             | 89            | 91            | 107           | 156            | 59               | 69              | 62             | 97            | 96          | 189              |
| 핀란드<br>Finland           | 89                   | 111              | 110            | 93            | 170         | 140                  | 90             | 129              | 100            | 114           | 117           | 139           | 202            | 77               | 89              | 80             | 125           | 124         | 244              |
| 프랑스<br>France            | 78                   | 97               | 96             | 81            | 149         | 122                  | 79             | 113              | 87             | 100           | 102           | 121           | 176            | 67               | 78              | 70             | 110           | 108         | 213              |
| 독일<br>Germany            | 76                   | 95               | 94             | 79            | 145         | 119                  | 77             | 110              | 85             | 98            | 100           | 118           | 172            | 65               | 76              | 69             | 107           | 105         | 208              |
| 그리스<br>Greece            | 64                   | 80               | 79             | 67            | 123         | 101                  | 65             | 93               | 72             | 82            | 85            | 100           | 145            | 55               | 64              | 58             | 90            | 89          | 176              |
| 헝가리<br>Hungary           | 44                   | 55               | 54             | 46            | 84          | 69                   | 45             | 64               | 50             | 57            | 58            | 69            | 100            | 38               | 44              | 40             | 62            | 61          | 121              |
| 아이슬란드<br>Iceland         | 117                  | 145              | 143            | 121           | 222         | 182                  | 118            | 168              | 130            | 149           | 153           | 181           | 263            | 100              | 117             | 105            | 163           | 161         | 318              |
| 아일랜드<br>Ireland          | 100                  | 124              | 123            | 104           | 190         | 156                  | 101            | 144              | 112            | 128           | 131           | 155           | 226            | 86               | 100             | 90             | 140           | 138         | 272              |
| 이스라엘<br>Israel           | 111                  | 138              | 136            | 115           | 212         | 174                  | 112            | 160              | 124            | 142           | 146           | 172           | 251            | 95               | 111             | 100            | 156           | 154         | 303              |
| 이탈리아<br>Italy            | 71                   | 89               | 87             | 74            | 136         | 112                  | 72             | 103              | 80             | 91            | 94            | 111           | 161            | 61               | 71              | 64             | 100           | 99          | 194              |
| 일본<br>Japan              | 72                   | 90               | 89             | 75            | 138         | 113                  | 73             | 104              | 81             | 93            | 95            | 112           | 163            | 62               | 72              | 65             | 101           | 100         | 197              |
| 콜롬비아<br>Colombia         | 37                   | 46               | 45             | 38            | 70          | 57                   | 37             | 53               | 41             | 47            | 48            | 57            | 83             | 31               | 37              | 33             | 51            | 51          | 100              |
| 대한민국<br>Korea, Rep. of   | 69                   | 85               | 84             | 71            | 131         | 107                  | 69             | 99               | 77             | 88            | 90            | 106           | 155            | 59               | 69              | 62             | 96            | 95          | 187              |
| 라트비아<br>Latvia           | 62                   | 77               | 76             | 65            | 118         | 97                   | 63             | 90               | 69             | 79            | 81            | 96            | 140            | 53               | 62              | 56             | 87            | 86          | 169              |
| 리투아니아<br>Lithuania       | 57                   | 71               | 70             | 59            | 108         | 89                   | 57             | 82               | 64             | 73            | 74            | 88            | 128            | 49               | 57              | 51             | 80            | 79          | 155              |
| 룩셈부르크<br>Luxembourg      | 93                   | 116              | 115            | 97            | 178         | 146                  | 94             | 135              | 104            | 120           | 122           | 145           | 211            | 80               | 93              | 84             | 131           | 129         | 254              |
| 멕시코<br>Mexico            | 51                   | 64               | 63             | 53            | 97          | 80                   | 52             | 74               | 57             | 65            | 67            | 79            | 115            | 44               | 51              | 46             | 72            | 71          | 139              |
| 네덜란드<br>Netherlands      | 82                   | 103              | 101            | 86            | 157         | 129                  | 83             | 119              | 92             | 106           | 108           | 128           | 186            | 71               | 82              | 74             | 116           | 114         | 225              |
| 뉴질랜드<br>New zealand      | 94                   | 117              | 116            | 98            | 180         | 148                  | 95             | 136              | 106            | 121           | 124           | 147           | 213            | 81               | 94              | 85             | 132           | 131         | 257              |
| 노르웨이<br>Norway           | 100                  | 124              | 122            | 104           | 190         | 156                  | 100            | 144              | 111            | 128           | 131           | 155           | 225            | 85               | 100             | 90             | 140           | 138         | 271              |
| 폴란드<br>Poland            | 44                   | 55               | 55             | 46            | 85          | 70                   | 45             | 64               | 50             | 57            | 58            | 69            | 100            | 38               | 44              | 40             | 62            | 62          | 121              |
| 포르투갈<br>Portugal         | 63                   | 79               | 78             | 66            | 121         | 99                   | 64             | 92               | 71             | 81            | 83            | 98            | 143            | 54               | 63              | 57             | 89            | 88          | 173              |
| 슬로바키아<br>Slovak Rep.     | 67                   | 84               | 83             | 70            | 128         | 105                  | 68             | 97               | 75             | 86            | 88            | 104           | 152            | 58               | 67              | 61             | 94            | 93          | 183              |
| 슬로베니아<br>Slovenia        | 64                   | 79               | 78             | 66            | 121         | 100                  | 64             | 92               | 71             | 81            | 83            | 99            | 144            | 55               | 64              | 57             | 89            | 88          | 173              |
| 스페인<br>Spain             | 71                   | 89               | 87             | 74            | 136         | 112                  | 72             | 103              | 80             | 91            | 93            | 111           | 161            | 61               | 71              | 64             | 100           | 99          | 194              |
| 스웨덴<br>Sweden            | 87                   | 108              | 106            | 90            | 165         | 136                  | 88             | 125              | 97             | 111           | 114           | 135           | 196            | 74               | 87              | 78             | 122           | 120         | 236              |
| 스위스<br>Switzerland       | 119                  | 148              | 145            | 123           | 226         | 186                  | 120            | 171              | 133            | 152           | 156           | 184           | 268            | 102              | 119             | 107            | 166           | 164         | 323              |
| 튀르키예<br>Turkiye          | 27                   | 33               | 33             | 28            | 51          | 42                   | 27             | 38               | 30             | 34            | 35            | 41            | 60             | 23               | 27              | 24             | 37            | 37          | 73               |
| 영국<br>U.K.               | 89                   | 111              | 109            | 92            | 169         | 139                  | 90             | 128              | 99             | 114           | 117           | 138           | 201            | 76               | 89              | 80             | 125           | 123         | 242              |
| 미국<br>U.S.A.             | 96                   | 119              | 117            | 99            | 182         | 150                  | 96             | 138              | 107            | 122           | 125           | 148           | 216            | 82               | 96              | 86             | 134           | 132         | 261              |
| 코스타리카<br>Costa Rica      | 49                   | 61               | 60             | 51            | 93          | 76                   | 49             | 70               | 55             | 62            | 64            | 76            | 110            | 42               | 49              | 44             | 68            | 67          | 133              |

자료: OECD 『Purchasing Power Parities Statistics』



## 9. 비교물가수준(계속)

### Comparative Price Levels (Cont'd)

2022. 6월 기준

|         |                | 대한민국           | 라트비아   | 리투아니아     | 룩셈부르크      | 멕시코    | 네덜란드        | 뉴질랜드        | 노르웨이   | 폴란드    | 포르투갈     | 슬로바키아           | 슬로베니아    | 스페인   | 스웨덴    | 스위스         | 튀르키예    | 영국   | 미국     | 코스타리카      |
|---------|----------------|----------------|--------|-----------|------------|--------|-------------|-------------|--------|--------|----------|-----------------|----------|-------|--------|-------------|---------|------|--------|------------|
|         |                | Korea, Rep. of | Latvia | Lithuania | Luxembourg | Mexico | Netherlands | New Zealand | Norway | Poland | Portugal | Slovak Republic | Slovenia | Spain | Sweden | Switzerland | Turkiye | U.K. | U.S.A. | Costa Rica |
| 통 화 단 위 | Monetary Unit  | KRW            | EUR    | EUR       | EUR        | MXN    | EUR         | NZD         | NOK    | PLN    | EUR      | EUR             | EUR      | EUR   | SEK    | CHF         | TRY     | GBP  | USD    | CRC        |
| 오스트레일리아 | Australia      | 146            | 161    | 176       | 107        | 196    | 121         | 106         | 100    | 225    | 158      | 149             | 157      | 140   | 115    | 84          | 376     | 112  | 105    | 205        |
| 오스트리아   | Austria        | 117            | 129    | 142       | 86         | 157    | 98          | 85          | 81     | 181    | 127      | 119             | 126      | 113   | 93     | 68          | 302     | 90   | 84     | 165        |
| 벨기에     | Belgium        | 119            | 131    | 144       | 87         | 160    | 99          | 86          | 82     | 183    | 129      | 121             | 128      | 114   | 94     | 69          | 306     | 92   | 85     | 167        |
| 캐나다     | Canada         | 140            | 155    | 169       | 103        | 188    | 117         | 102         | 97     | 216    | 152      | 143             | 151      | 135   | 111    | 81          | 361     | 108  | 101    | 197        |
| 칠레      | Chile          | 77             | 85     | 92        | 56         | 103    | 64          | 56          | 53     | 118    | 83       | 78              | 82       | 74    | 61     | 44          | 197     | 59   | 55     | 108        |
| 체코      | Czech Rep.     | 93             | 103    | 113       | 68         | 125    | 78          | 68          | 64     | 144    | 101      | 95              | 100      | 90    | 74     | 54          | 240     | 72   | 67     | 131        |
| 덴마크     | Denmark        | 145            | 160    | 175       | 106        | 194    | 120         | 105         | 100    | 223    | 156      | 147             | 156      | 139   | 114    | 84          | 372     | 111  | 104    | 203        |
| 에스토니아   | Estonia        | 101            | 111    | 122       | 74         | 136    | 84          | 73          | 70     | 156    | 109      | 103             | 109      | 97    | 80     | 58          | 260     | 78   | 72     | 142        |
| 핀란드     | Finland        | 130            | 144    | 157       | 96         | 175    | 108         | 95          | 90     | 201    | 141      | 133             | 140      | 125   | 103    | 75          | 336     | 101  | 93     | 183        |
| 프랑스     | France         | 114            | 126    | 138       | 84         | 153    | 95          | 83          | 78     | 176    | 123      | 116             | 123      | 110   | 90     | 66          | 294     | 88   | 82     | 160        |
| 독일      | Germany        | 111            | 123    | 134       | 82         | 149    | 93          | 81          | 77     | 171    | 120      | 113             | 120      | 107   | 88     | 64          | 287     | 86   | 80     | 157        |
| 그리스     | Greece         | 94             | 104    | 113       | 69         | 126    | 78          | 68          | 65     | 145    | 102      | 96              | 101      | 90    | 74     | 54          | 242     | 72   | 67     | 132        |
| 헝가리     | Hungary        | 65             | 71     | 78        | 47         | 87     | 54          | 47          | 44     | 100    | 70       | 66              | 70       | 62    | 51     | 37          | 167     | 50   | 46     | 91         |
| 아이슬란드   | Iceland        | 170            | 188    | 205       | 125        | 228    | 141         | 123         | 117    | 262    | 184      | 173             | 183      | 164   | 134    | 98          | 438     | 131  | 122    | 239        |
| 아일랜드    | Ireland        | 146            | 161    | 176       | 107        | 196    | 121         | 106         | 100    | 225    | 158      | 149             | 157      | 140   | 115    | 84          | 376     | 112  | 105    | 205        |
| 이스라엘    | Israel         | 162            | 179    | 196       | 119        | 217    | 135         | 118         | 111    | 250    | 175      | 165             | 175      | 156   | 128    | 94          | 417     | 125  | 116    | 228        |
| 이탈리아    | Italy          | 104            | 115    | 126       | 76         | 140    | 87          | 75          | 72     | 160    | 112      | 106             | 112      | 100   | 82     | 60          | 268     | 80   | 75     | 146        |
| 일본      | Japan          | 105            | 116    | 127       | 77         | 142    | 88          | 77          | 73     | 163    | 114      | 107             | 114      | 101   | 83     | 61          | 272     | 81   | 76     | 148        |
| 콜롬비아    | Colombia       | 54             | 59     | 65        | 39         | 72     | 45          | 39          | 37     | 83     | 58       | 55              | 58       | 51    | 42     | 31          | 138     | 41   | 38     | 75         |
| 대한민국    | Korea, Rep. of | 100            | 110    | 121       | 73         | 134    | 83          | 73          | 69     | 154    | 108      | 102             | 108      | 96    | 79     | 58          | 258     | 77   | 72     | 141        |
| 라트비아    | Latvia         | 91             | 100    | 109       | 67         | 122    | 75          | 66          | 62     | 140    | 98       | 92              | 98       | 87    | 72     | 52          | 233     | 70   | 65     | 127        |
| 리투아니아   | Lithuania      | 83             | 91     | 100       | 61         | 111    | 69          | 60          | 57     | 128    | 90       | 84              | 89       | 80    | 65     | 48          | 213     | 64   | 59     | 117        |
| 룩셈부르크   | Luxembourg     | 136            | 150    | 164       | 100        | 183    | 113         | 99          | 94     | 210    | 147      | 139             | 147      | 131   | 108    | 79          | 351     | 105  | 98     | 192        |
| 멕시코     | Mexico         | 75             | 82     | 90        | 55         | 100    | 62          | 54          | 51     | 115    | 81       | 76              | 80       | 72    | 59     | 43          | 192     | 57   | 53     | 105        |
| 네덜란드    | Netherlands    | 120            | 133    | 145       | 88         | 161    | 100         | 87          | 83     | 185    | 130      | 122             | 130      | 116   | 95     | 69          | 310     | 93   | 86     | 169        |
| 뉴질랜드    | New Zealand    | 138            | 152    | 166       | 101        | 185    | 115         | 100         | 95     | 212    | 149      | 140             | 148      | 133   | 109    | 80          | 355     | 106  | 99     | 194        |
| 노르웨이    | Norway         | 145            | 160    | 175       | 107        | 195    | 121         | 105         | 100    | 224    | 157      | 148             | 157      | 140   | 115    | 84          | 374     | 112  | 104    | 204        |
| 폴란드     | Poland         | 65             | 72     | 78        | 48         | 87     | 54          | 47          | 45     | 100    | 70       | 66              | 70       | 62    | 51     | 37          | 167     | 50   | 47     | 91         |
| 포르투갈    | Portugal       | 92             | 102    | 112       | 68         | 124    | 77          | 67          | 64     | 143    | 100      | 94              | 100      | 89    | 73     | 53          | 238     | 71   | 66     | 130        |
| 슬로바키아   | Slovak Rep.    | 98             | 108    | 119       | 72         | 132    | 82          | 71          | 68     | 151    | 106      | 100             | 106      | 94    | 78     | 57          | 253     | 76   | 70     | 138        |
| 슬로베니아   | Slovenia       | 93             | 102    | 112       | 68         | 125    | 77          | 67          | 64     | 143    | 100      | 95              | 100      | 89    | 73     | 54          | 239     | 72   | 67     | 131        |
| 스페인     | Spain          | 104            | 115    | 125       | 76         | 140    | 86          | 75          | 72     | 160    | 112      | 106             | 112      | 100   | 82     | 60          | 268     | 80   | 75     | 146        |
| 스웨덴     | Sweden         | 127            | 140    | 153       | 93         | 170    | 105         | 92          | 87     | 195    | 137      | 129             | 136      | 122   | 100    | 73          | 326     | 98   | 91     | 178        |
| 스위스     | Switzerland    | 173            | 191    | 209       | 127        | 232    | 144         | 126         | 119    | 267    | 187      | 176             | 186      | 166   | 137    | 100         | 446     | 133  | 124    | 243        |
| 튀르키예    | Turkiye        | 39             | 43     | 47        | 29         | 52     | 32          | 28          | 27     | 60     | 42       | 40              | 42       | 37    | 31     | 22          | 100     | 30   | 28     | 55         |
| 영국      | U.K.           | 130            | 143    | 157       | 95         | 174    | 108         | 94          | 89     | 200    | 140      | 132             | 140      | 125   | 103    | 75          | 334     | 100  | 93     | 183        |
| 미국      | U.S.A.         | 139            | 154    | 168       | 102        | 187    | 116         | 101         | 96     | 215    | 151      | 142             | 150      | 134   | 110    | 81          | 359     | 108  | 100    | 196        |
| 코스타리카   | Costa Rica     | 71             | 78     | 86        | 52         | 95     | 59          | 52          | 49     | 110    | 77       | 72              | 77       | 68    | 56     | 41          | 183     | 55   | 51     | 100        |

## VI. 국민계정 NATIONAL ACCOUNTS

|                         |    |
|-------------------------|----|
| 1. 국내총생산(당해년가격) .....   | 78 |
| 2. GDP디플레이터(계절조정) ..... | 81 |
| 3. GDP성장률(기준년가격) .....  | 83 |
| 4. 정부소비지출(계절조정) .....   | 86 |
| 5. 민간소비지출(계절조정) .....   | 88 |
| 6. 총고정자본형성(계절조정) .....  | 90 |

### VI-1. 국내총생산(당해년가격)(GDP, Gross Domestic Product (Current Prices))

- 국내총생산(GDP)은 한 나라의 국토 내에서 생산한 부가가치 총액으로 내국인이나 외국인이 생산한 것을 불문하고 포함하되, 외국에 진출하여 생산한 것은 제외함. 자국화폐GDP를 기간평균환율로 나누어 계상함.

### VI-2. GDP디플레이터(계절조정)(GDP Deflator (Seasonally Adjusted))

- 명목GDP를 실질GDP로 나누어 사후적으로 얻어지는 값. GDP디플레이터는 국민 소득에 영향을 주는 모든 물가 요인을 포괄하는 종합물가지수로서 GDP라는 상품의 가격수준을 나타낸다고 할 수 있음.

### VI-3. GDP성장률(기준년가격)(GDP Growth Rates (Constant Prices))

- 기준년가격 GDP란 기준시점 GDP와 비교시점 GDP에 동일한 가격수준을 반영하여 비교성을 높이기 위하여 산출하는 자료로서, 특정기준시점의 가격을 적용하여 산출함.

$$\cdot \text{경제성장률}(\%) = \frac{\text{금년도 기준년가격 } GDP - \text{전년도 기준년가격 } GDP}{\text{전년도 기준년가격 } GDP} \times 100$$

# 1. 국내총생산(당해년가격) <sup>1)</sup>

## Gross Domestic Product (Current Prices)

단위: 십억 달러

In billion US\$

|           | 대한민국<br>Korea, Rep. of | 그리스 <sup>2)</sup><br>Greece | 네덜란드 <sup>2)</sup><br>Netherlands | 노르웨이 <sup>2)</sup><br>Norway | 뉴질랜드 <sup>2)</sup><br>New Zealand | 대만<br>Taiwan | 덴마크 <sup>2)</sup><br>Denmark |
|-----------|------------------------|-----------------------------|-----------------------------------|------------------------------|-----------------------------------|--------------|------------------------------|
| 2016      | 1,500.0                | 193.0                       | 783.3                             | 368.8                        | 185.6                             | 543.0        | 313.2                        |
| 2017      | 1,623.3                | 199.4                       | 832.1                             | 398.4                        | 203.5                             | 590.8        | 332.2                        |
| 2018      | 1,725.2                | 211.9                       | 913.5                             | 436.9                        | 209.3                             | 609.3        | 356.9                        |
| 2019      | 1,651.0                | 205.1                       | 910.1                             | 405.0                        | 210.9                             | 611.3        | 346.5                        |
| 2020      | 1,644.6                | 188.4                       | 907.7                             | 362.3                        | 210.2                             | 669.3        | 355.2                        |
| 2021      | 1,810.2                | 216.2                       | 1,012.8                           | 482.1                        | 247.8                             | 774.9        | 398.2                        |
| 2018. 3/4 | 433.1                  | 56.0                        | 226.3                             | 110.9                        | 50.8                              | 149.9        | 88.6                         |
| 4/4       | 434.9                  | 51.9                        | 224.2                             | 107.5                        | 51.5                              | 155.4        | 87.7                         |
| 2019. 1/4 | 404.8                  | 47.1                        | 227.9                             | 103.9                        | 53.2                              | 148.5        | 86.7                         |
| 2/4       | 412.3                  | 51.8                        | 227.2                             | 103.1                        | 52.5                              | 148.1        | 86.8                         |
| 3/4       | 409.6                  | 55.4                        | 226.7                             | 100.1                        | 52.5                              | 152.8        | 86.6                         |
| 4/4       | 424.8                  | 50.8                        | 228.2                             | 99.2                         | 52.6                              | 161.9        | 86.5                         |
| 2020. 1/4 | 385.5                  | 44.7                        | 224.5                             | 92.3                         | 51.9                              | 155.5        | 86.7                         |
| 2/4       | 389.9                  | 41.7                        | 206.8                             | 79.5                         | 45.7                              | 157.6        | 81.6                         |
| 3/4       | 417.6                  | 52.0                        | 235.4                             | 93.6                         | 56.0                              | 172.0        | 92.5                         |
| 4/4       | 454.8                  | 50.5                        | 242.6                             | 96.7                         | 57.2                              | 184.2        | 95.2                         |
| 2021. 1/4 | 434.0                  | 47.9                        | 246.0                             | 107.5                        | 61.5                              | 186.1        | 96.1                         |
| 2/4       | 458.8                  | 53.1                        | 255.9                             | 115.1                        | 63.5                              | 186.8        | 99.6                         |
| 3/4       | 457.0                  | 60.2                        | 257.4                             | 123.5                        | 60.6                              | 194.8        | 100.4                        |
| 4/4       | 460.5                  | 54.8                        | 253.1                             | 134.1                        | 62.1                              | 207.3        | 102.0                        |
| 2022. 1/4 | 422.9                  | 51.5                        | 255.1                             | 139.6                        | 61.6                              | 200.9        | 101.2                        |
| 2/4       | 429.3                  | ...                         | ...                               | ...                          | ...                               | 186.9        | ...                          |

|           | 독일 <sup>2)</sup><br>Germany | 라트비아 <sup>2)</sup><br>Latvia | 룩셈부르크 <sup>2)</sup><br>Luxembourg | 리투아니아 <sup>2)</sup><br>Lithuania | 멕시코 <sup>2)</sup><br>Mexico | 미국 <sup>2)</sup><br>U.S.A. | 벨기에 <sup>2)</sup><br>Belgium |
|-----------|-----------------------------|------------------------------|-----------------------------------|----------------------------------|-----------------------------|----------------------------|------------------------------|
| 2016      | 3,466.6                     | 28.1                         | 62.2                              | 43.0                             | 1,080.6                     | 18,695.1                   | 475.6                        |
| 2017      | 3,682.9                     | 30.4                         | 65.6                              | 47.7                             | 1,162.3                     | 19,479.6                   | 501.7                        |
| 2018      | 3,971.9                     | 34.4                         | 71.2                              | 53.7                             | 1,226.6                     | 20,527.2                   | 543.0                        |
| 2019      | 3,887.9                     | 34.3                         | 70.2                              | 54.7                             | 1,272.1                     | 21,372.6                   | 535.3                        |
| 2020      | 3,880.7                     | 33.6                         | 73.2                              | 56.4                             | 1,094.1                     | 20,893.7                   | 520.5                        |
| 2021      | 4,259.7                     | 38.9                         | 86.7                              | 65.5                             | 1,299.2                     | 22,996.1                   | 598.7                        |
| 2018. 3/4 | 978.4                       | 8.6                          | 17.7                              | 13.3                             | 313.3                       | 5,164.8                    | 134.0                        |
| 4/4       | 973.6                       | 8.6                          | 17.4                              | 13.4                             | 302.8                       | 5,203.3                    | 133.9                        |
| 2019. 1/4 | 978.3                       | 8.7                          | 17.2                              | 13.6                             | 315.0                       | 5,250.4                    | 133.6                        |
| 2/4       | 973.9                       | 8.6                          | 17.7                              | 13.7                             | 319.0                       | 5,322.3                    | 133.3                        |
| 3/4       | 969.6                       | 8.5                          | 17.6                              | 13.6                             | 318.2                       | 5,376.3                    | 133.7                        |
| 4/4       | 973.1                       | 8.5                          | 17.6                              | 13.8                             | 320.4                       | 5,423.6                    | 134.6                        |
| 2020. 1/4 | 962.8                       | 8.4                          | 17.5                              | 13.8                             | 311.4                       | 5,370.3                    | 130.1                        |
| 2/4       | 881.3                       | 7.6                          | 16.7                              | 13.0                             | 216.8                       | 4,869.4                    | 113.7                        |
| 3/4       | 1,000.2                     | 8.6                          | 19.0                              | 14.6                             | 270.5                       | 5,284.6                    | 137.1                        |
| 4/4       | 1,035.2                     | 9.0                          | 20.0                              | 15.1                             | 303.2                       | 5,369.4                    | 140.8                        |
| 2021. 1/4 | 1,049.2                     | 9.4                          | 21.0                              | 15.8                             | 313.4                       | 5,509.6                    | 145.9                        |
| 2/4       | 1,072.4                     | 9.7                          | 21.6                              | 16.5                             | 327.1                       | 5,685.2                    | 149.5                        |
| 3/4       | 1,072.1                     | 9.8                          | 21.8                              | 16.5                             | 331.8                       | 5,800.6                    | 152.0                        |
| 4/4       | 1,055.1                     | 9.8                          | 22.1                              | 16.7                             | 327.3                       | 6,000.7                    | 151.1                        |
| 2022. 1/4 | 1,056.6                     | 10.4                         | 22.3                              | 17.4                             | 341.2                       | 6,096.7                    | 153.4                        |
| 2/4       | 1,015.4                     | ...                          | ...                               | ...                              | ...                         | 6,213.0                    | ...                          |

주: 1) 자국화폐(단, 그리스, 네덜란드, 독일, 라트비아, 룩셈부르크, 리투아니아, 벨기에, 스페인, 슬로바키아, 슬로베니아, 아일랜드, 에스토니아, 오스트리아, 이탈리아, 포르투갈, 프랑스, 핀란드는 유로화) GDP를 기간평균환율로 나누어 계상

2) 계절조정

자료: 한국은행 경제통계시스템, OECD 『Main Economic Indicators』, 대만( <https://eng.stat.gov.tw> )

# 1. 국내총생산(당해년가격)(계속) <sup>1)</sup>

## Gross Domestic Product (Current Prices)(Cont'd)

단위: 십억 달러

In billion US\$

|           | 스웨덴 <sup>2)</sup> | 스위스 <sup>2)</sup> | 스페인 <sup>2)</sup> | 슬로바키아 <sup>2)</sup> | 슬로베니아 <sup>2)</sup> | 아이슬란드 <sup>2)</sup> | 아일랜드 <sup>2)</sup> |
|-----------|-------------------|-------------------|-------------------|---------------------|---------------------|---------------------|--------------------|
|           | Sweden            | Switzerland       | Spain             | Slovak Republic     | Slovenia            | Iceland             | Ireland            |
| 2016      | 516.0             | 695.8             | 1,231.7           | 89.6                | 44.7                | 20.8                | 298.8              |
| 2017      | 541.1             | 704.4             | 1,309.7           | 95.2                | 48.5                | 24.7                | 335.7              |
| 2018      | 555.6             | 735.5             | 1,420.1           | 105.5               | 54.1                | 26.3                | 385.5              |
| 2019      | 534.0             | 731.8             | 1,392.9           | 105.3               | 54.2                | 24.8                | 399.3              |
| 2020      | 547.1             | 752.1             | 1,278.5           | 104.9               | 53.5                | 21.6                | 424.9              |
| 2021      | 636.3             | 813.5             | 1,425.2           | 114.9               | 61.5                | 25.5                | 504.1              |
| 2018. 3/4 | 134.3             | 183.3             | 351.3             | 26.3                | 13.5                | 6.5                 | 95.9               |
| 4/4       | 135.8             | 182.0             | 348.8             | 26.0                | 13.5                | 6.1                 | 95.0               |
| 2019. 1/4 | 136.2             | 181.8             | 349.4             | 26.3                | 13.5                | 6.2                 | 97.2               |
| 2/4       | 133.6             | 181.1             | 348.3             | 26.3                | 13.5                | 6.3                 | 99.1               |
| 3/4       | 131.9             | 184.7             | 346.5             | 26.2                | 13.6                | 6.1                 | 100.3              |
| 4/4       | 132.7             | 184.8             | 348.8             | 26.4                | 13.8                | 6.3                 | 101.6              |
| 2020. 1/4 | 133.3             | 185.5             | 326.7             | 25.4                | 13.1                | 5.8                 | 102.2              |
| 2/4       | 123.5             | 174.3             | 270.7             | 23.7                | 11.9                | 5.0                 | 96.8               |
| 3/4       | 142.7             | 194.4             | 338.1             | 27.6                | 14.0                | 5.3                 | 114.9              |
| 4/4       | 149.0             | 198.4             | 346.1             | 28.4                | 14.4                | 5.6                 | 113.0              |
| 2021. 1/4 | 157.2             | 198.0             | 347.2             | 28.0                | 14.9                | 5.9                 | 120.0              |
| 2/4       | 158.5             | 202.5             | 352.6             | 29.3                | 15.3                | 6.5                 | 127.2              |
| 3/4       | 158.7             | 205.6             | 359.5             | 29.0                | 15.3                | 6.5                 | 131.0              |
| 4/4       | 160.1             | 206.5             | 365.4             | 28.6                | 15.7                | 6.5                 | 125.4              |
| 2022. 1/4 | 151.7             | 208.3             | 356.9             | 28.4                | 15.7                | 6.9                 | 130.3              |
| 2/4       | ...               | ...               | 341.1             | ...                 | ...                 | ...                 | ...                |

|           | 에스토니아 <sup>2)</sup> | 영국 <sup>2)</sup> | 오스트레일리아 <sup>2)</sup> | 오스트리아 <sup>2)</sup> | 이스라엘 <sup>2)</sup> | 이탈리아 <sup>2)</sup> | 인도 <sup>2)</sup> |
|-----------|---------------------|------------------|-----------------------|---------------------|--------------------|--------------------|------------------|
|           | Estonia             | U.K.             | Australia             | Austria             | Israel             | Italy              | India            |
| 2016      | 24.0                | 2,721.7          | 1,263.5               | 395.5               | 319.1              | 1,875.3            | 2,227.0          |
| 2017      | 26.9                | 2,700.6          | 1,381.5               | 416.4               | 355.3              | 1,957.6            | 2,553.4          |
| 2018      | 30.5                | 2,900.2          | 1,415.8               | 454.9               | 373.2              | 2,090.6            | 2,731.9          |
| 2019      | 31.0                | 2,878.1          | 1,386.7               | 445.0               | 398.0              | 2,011.1            | 2,802.6          |
| 2020      | 30.6                | 2,757.9          | 1,354.7               | 432.3               | 407.2              | 1,888.2            | 2,589.0          |
| 2021      | 36.3                | 3,187.3          | 1,634.0               | 476.3               | 482.3              | 2,099.7            | 3,085.4          |
| 2018. 3/4 | 7.5                 | 712.8            | 349.0                 | 112.2               | 93.0               | 514.7              | 670.5            |
| 4/4       | 7.6                 | 708.1            | 346.2                 | 111.6               | 92.7               | 507.0              | 663.8            |
| 2019. 1/4 | 7.8                 | 725.7            | 347.9                 | 112.3               | 96.0               | 507.7              | 683.8            |
| 2/4       | 7.8                 | 721.5            | 347.9                 | 111.1               | 97.8               | 504.8              | 705.9            |
| 3/4       | 7.7                 | 700.6            | 346.0                 | 110.8               | 101.1              | 500.6              | 705.8            |
| 4/4       | 7.8                 | 731.2            | 344.3                 | 110.6               | 103.4              | 498.1              | 710.0            |
| 2020. 1/4 | 7.5                 | 717.7            | 331.7                 | 107.6               | 102.5              | 465.8              | 709.8            |
| 2/4       | 7.0                 | 605.8            | 305.8                 | 96.8                | 93.1               | 412.1              | 506.6            |
| 3/4       | 7.9                 | 705.4            | 348.5                 | 113.9               | 103.3              | 504.7              | 651.0            |
| 4/4       | 8.2                 | 733.0            | 371.2                 | 114.0               | 108.5              | 508.9              | 736.0            |
| 2021. 1/4 | 8.6                 | 766.0            | 407.7                 | 114.6               | 112.3              | 515.7              | 780.2            |
| 2/4       | 8.9                 | 804.7            | 419.2                 | 120.1               | 117.1              | 531.2              | 692.1            |
| 3/4       | 9.2                 | 805.2            | 397.9                 | 122.6               | 122.3              | 533.0              | 774.3            |
| 4/4       | 9.4                 | 811.3            | 408.3                 | 118.6               | 130.1              | 518.1              | 846.9            |
| 2022. 1/4 | 9.6                 | 833.5            | 420.5                 | 119.9               | 130.8              | 516.5              | 861.0            |
| 2/4       | ...                 | ...              | ...                   | 115.3               | ...                | ...                | ...              |

# 1. 국내총생산(당해년가격)(계속) <sup>1)</sup>

## Gross Domestic Product (Current Prices)(Cont'd)

단위: 십억 달러

In billion US\$

|           | 인도네시아 <sup>2)</sup> | 일본 <sup>2)</sup> | 중국 <sup>2)</sup> | 체코 <sup>2)</sup> | 칠레 <sup>2)</sup> | 캐나다 <sup>2)</sup> | 코스타리카 <sup>2)</sup> |
|-----------|---------------------|------------------|------------------|------------------|------------------|-------------------|---------------------|
|           | Indonesia           | Japan            | China            | Czech Republic   | Chile            | Canada            | Costa Rica          |
| 2016      | 931.9               | 5,003.2          | 11,233.3         | 196.3            | 249.5            | 1,528.2           | 58.7                |
| 2017      | 1,015.6             | 4,930.1          | 12,310.5         | 218.5            | 276.4            | 1,649.1           | 60.2                |
| 2018      | 1,042.3             | 5,037.2          | 13,894.9         | 249.0            | 295.1            | 1,724.9           | 62.1                |
| 2019      | 1,119.1             | 5,121.6          | 14,280.0         | 252.6            | 278.4            | 1,741.8           | 62.6                |
| 2020      | 1,058.7             | 5,039.2          | 14,687.7         | 246.0            | 253.1            | 1,645.4           | 60.3                |
| 2021      | 1,186.1             | 4,937.3          | 17,734.1         | 281.7            | 316.7            | 1,988.9           | 63.5                |
| 2018. 3/4 | 257.4               | 1,244.4          | 3,443.5          | 61.7             | 71.2             | 432.1             | 15.7                |
| 4/4       | 257.8               | 1,224.1          | 3,739.5          | 60.9             | 70.9             | 423.0             | 15.1                |
| 2019. 1/4 | 273.8               | 1,266.4          | 3,219.7          | 62.9             | 72.8             | 426.3             | 15.2                |
| 2/4       | 277.0               | 1,279.4          | 3,536.2          | 63.0             | 71.5             | 432.1             | 15.9                |
| 3/4       | 282.0               | 1,309.7          | 3,576.9          | 63.1             | 70.3             | 439.0             | 16.6                |
| 4/4       | 286.4               | 1,265.6          | 3,931.4          | 63.7             | 64.5             | 444.5             | 16.6                |
| 2020. 1/4 | 281.8               | 1,269.1          | 2,940.6          | 62.6             | 62.9             | 422.6             | 16.9                |
| 2/4       | 244.9               | 1,191.3          | 3,502.9          | 54.4             | 56.1             | 361.9             | 15.0                |
| 3/4       | 259.2               | 1,270.2          | 3,822.7          | 63.8             | 63.0             | 419.4             | 15.0                |
| 4/4       | 274.0               | 1,307.8          | 4,466.8          | 65.8             | 70.9             | 444.1             | 15.2                |
| 2021. 1/4 | 286.3               | 1,281.1          | 3,827.4          | 68.3             | 77.5             | 475.8             | 15.6                |
| 2/4       | 288.5               | 1,245.5          | 4,359.3          | 71.3             | 81.4             | 498.5             | 15.9                |
| 3/4       | 295.0               | 1,225.2          | 4,481.7          | 72.2             | 80.3             | 498.4             | 16.3                |
| 4/4       | 316.3               | 1,190.2          | 5,074.5          | 70.0             | 77.3             | 516.2             | 16.5                |
| 2022. 1/4 | 320.6               | 1,166.1          | 4,256.5          | 74.7             | 80.8             | 532.6             | 16.8                |
| 2/4       | 336.6               | ...              | 4,420.8          | ...              | ...              | ...               | 16.4                |

|           | 콜롬비아 <sup>2)</sup> | 튀르키예 <sup>2)</sup> | 포르투갈 <sup>2)</sup> | 폴란드 <sup>2)</sup> | 프랑스 <sup>2)</sup> | 핀란드 <sup>2)</sup> | 헝가리 <sup>2)</sup> |
|-----------|--------------------|--------------------|--------------------|-------------------|-------------------|-------------------|-------------------|
|           | Colombia           | Turkiye            | Portugal           | Poland            | France            | Finland           | Hungary           |
| 2016      | 282.8              | 869.0              | 206.2              | 472.5             | 2,470.6           | 240.5             | 128.6             |
| 2017      | 311.9              | 858.9              | 220.9              | 526.5             | 2,589.6           | 255.1             | 143.1             |
| 2018      | 334.1              | 776.7              | 242.2              | 587.5             | 2,789.2           | 275.5             | 160.6             |
| 2019      | 323.1              | 760.6              | 240.0              | 597.3             | 2,728.6           | 268.5             | 163.6             |
| 2020      | 270.2              | 719.3              | 228.0              | 599.8             | 2,632.9           | 271.2             | 156.7             |
| 2021      | 314.4              | 813.5              | 249.9              | 679.2             | 2,957.7           | 297.4             | 182.3             |
| 2018. 3/4 | 84.4               | 174.0              | 60.0               | 144.5             | 690.0             | 68.1              | 39.4              |
| 4/4       | 79.6               | 176.4              | 59.3               | 144.8             | 682.3             | 67.2              | 39.7              |
| 2019. 1/4 | 81.8               | 190.9              | 60.2               | 147.4             | 686.8             | 67.3              | 41.4              |
| 2/4       | 81.2               | 180.8              | 59.8               | 149.8             | 686.4             | 67.4              | 41.0              |
| 3/4       | 80.1               | 193.0              | 59.9               | 147.6             | 680.5             | 66.9              | 40.6              |
| 4/4       | 80.0               | 196.1              | 60.1               | 151.9             | 677.8             | 66.9              | 40.6              |
| 2020. 1/4 | 75.7               | 193.8              | 57.7               | 152.2             | 644.4             | 67.0              | 40.5              |
| 2/4       | 57.0               | 157.5              | 49.9               | 134.1             | 578.8             | 63.1              | 34.3              |
| 3/4       | 65.7               | 186.2              | 59.8               | 154.3             | 700.1             | 69.9              | 40.2              |
| 4/4       | 72.6               | 182.7              | 61.1               | 159.8             | 715.5             | 71.7              | 42.1              |
| 2021. 1/4 | 77.9               | 208.3              | 61.0               | 166.5             | 731.0             | 73.1              | 43.5              |
| 2/4       | 75.2               | 199.5              | 63.1               | 171.2             | 742.3             | 75.1              | 46.7              |
| 3/4       | 78.6               | 217.2              | 63.4               | 167.8             | 749.2             | 74.9              | 46.3              |
| 4/4       | 82.5               | 192.4              | 62.4               | 172.4             | 732.9             | 74.2              | 45.8              |
| 2022. 1/4 | 86.3               | 192.9              | 64.0               | 177.1             | 724.8             | 74.2              | 47.1              |
| 2/4       | ...                | ...                | ...                | ...               | 693.2             | ...               | ...               |

## 2. GDP디플레이터(계절조정) GDP Deflator (Seasonally Adjusted)

2015=100

|          | 대한민국<br>Korea, Rep. of | 네덜란드<br>Netherlands | 노르웨이<br>Norway | 뉴질랜드<br>New Zealand | 덴마크<br>Denmark | 독일<br>Germany | 라트비아<br>Latvia |
|----------|------------------------|---------------------|----------------|---------------------|----------------|---------------|----------------|
| 2016     | 102.0                  | 100.5               | 98.5           | 101.9               | 100.3          | 101.3         | 100.9          |
| 2017     | 104.3                  | 101.7               | 102.4          | 105.2               | 101.4          | 102.9         | 103.8          |
| 2018     | 104.8                  | 104.2               | 109.2          | 106.6               | 102.2          | 104.9         | 107.9          |
| 2019     | 103.9                  | 107.4               | 108.7          | 109.1               | 103.3          | 107.1         | 110.7          |
| 2020     | 105.5                  | 109.4               | 104.8          | 111.5               | 106.0          | 109.1         | 110.5          |
| 2021     | 108.1                  | 112.2               | 122.5          | 114.7               | 108.9          | 112.4         | 118.0          |
| 2018.3/4 | 105.5                  | 104.5               | 111.5          | 107.1               | 102.7          | 105.2         | 108.4          |
| 4/4      | 104.4                  | 105.2               | 110.9          | 106.5               | 103.2          | 105.9         | 109.4          |
| 2019.1/4 | 104.0                  | 106.7               | 109.1          | 107.6               | 102.8          | 106.2         | 110.0          |
| 2/4      | 104.1                  | 107.0               | 108.8          | 108.6               | 102.9          | 106.9         | 110.3          |
| 3/4      | 103.9                  | 107.5               | 108.1          | 109.7               | 103.3          | 107.5         | 110.8          |
| 4/4      | 103.5                  | 108.2               | 108.6          | 110.4               | 104.0          | 108.0         | 111.1          |
| 2020.1/4 | 103.6                  | 108.6               | 106.6          | 111.8               | 105.5          | 109.0         | 112.1          |
| 2/4      | 105.8                  | 108.7               | 101.7          | 111.3               | 105.7          | 110.2         | 109.4          |
| 3/4      | 106.4                  | 109.6               | 104.4          | 111.7               | 105.9          | 108.1         | 109.5          |
| 4/4      | 106.2                  | 110.8               | 106.0          | 111.2               | 106.7          | 109.1         | 111.0          |
| 2021.1/4 | 106.5                  | 111.1               | 111.3          | 112.3               | 106.4          | 111.0         | 114.8          |
| 2/4      | 107.7                  | 111.3               | 116.2          | 113.9               | 107.7          | 111.2         | 116.0          |
| 3/4      | 109.0                  | 112.8               | 125.6          | 115.9               | 109.6          | 112.8         | 118.4          |
| 4/4      | 109.3                  | 113.5               | 135.6          | 116.8               | 111.6          | 114.5         | 122.1          |
| 2022.1/4 | 109.1                  | 116.0               | 144.7          | 119.1               | 113.4          | 115.9         | 128.4          |
| 2/4      | ...                    | ...                 | ...            | ...                 | ...            | 117.5         | ...            |

|          | 룩셈부르크<br>Luxembourg | 미국<br>U.S.A. | 벨기에<br>Belgium | 스웨덴<br>Sweden | 스위스<br>Switzerland | 스페인<br>Spain | 슬로바키아<br>Slovak Republic |
|----------|---------------------|--------------|----------------|---------------|--------------------|--------------|--------------------------|
| 2016     | 98.9                | 101.0        | 101.9          | 101.5         | 99.4               | 100.3        | 99.5                     |
| 2017     | 101.0               | 102.9        | 103.8          | 103.7         | 99.0               | 101.6        | 100.7                    |
| 2018     | 102.8               | 105.4        | 105.4          | 106.2         | 99.8               | 102.9        | 102.7                    |
| 2019     | 103.4               | 107.3        | 107.2          | 108.9         | 99.7               | 104.2        | 105.3                    |
| 2020     | 107.8               | 108.6        | 108.6          | 111.1         | 99.2               | 105.4        | 107.8                    |
| 2021     | 115.1               | 113.1        | 113.3          | 114.4         | 100.6              | 107.7        | 110.4                    |
| 2018.3/4 | 103.1               | 105.6        | 105.4          | 101.0         | 100.0              | 103.0        | 103.2                    |
| 4/4      | 102.9               | 106.2        | 106.4          | 101.8         | 100.2              | 103.6        | 103.5                    |
| 2019.1/4 | 101.0               | 106.5        | 106.4          | 103.1         | 100.0              | 103.7        | 104.3                    |
| 2/4      | 103.2               | 107.1        | 106.8          | 103.5         | 99.7               | 104.0        | 105.1                    |
| 3/4      | 104.1               | 107.5        | 107.6          | 103.5         | 99.5               | 104.2        | 105.5                    |
| 4/4      | 104.8               | 107.9        | 108.1          | 104.1         | 99.5               | 105.0        | 106.3                    |
| 2020.1/4 | 106.6               | 108.3        | 108.4          | 105.3         | 99.2               | 104.5        | 106.9                    |
| 2/4      | 108.1               | 107.8        | 107.3          | 106.4         | 99.0               | 105.1        | 107.6                    |
| 3/4      | 106.8               | 108.8        | 108.8          | 104.7         | 99.1               | 105.9        | 108.0                    |
| 4/4      | 109.2               | 109.3        | 109.7          | 106.4         | 99.3               | 106.1        | 108.7                    |
| 2021.1/4 | 111.0               | 110.5        | 111.0          | 107.5         | 99.4               | 105.8        | 107.3                    |
| 2/4      | 113.2               | 112.2        | 111.9          | 108.0         | 100.4              | 106.2        | 110.2                    |
| 3/4      | 115.9               | 113.8        | 113.8          | 108.9         | 100.8              | 107.9        | 111.4                    |
| 4/4      | 119.6               | 115.8        | 116.2          | 111.2         | 101.6              | 110.6        | 112.5                    |
| 2022.1/4 | 121.7               | 118.1        | 119.5          | 111.9         | 102.1              | 109.8        | 113.6                    |
| 2/4      | ...                 | 120.6        | ...            | ...           | ...                | 109.4        | ...                      |

자료: OECD 『Main Economic Indicators』

## 2. GDP디플레이터(계절조정)(계속) GDP Deflator (Seasonally Adjusted)(Cont'd)

2015=100

|          | 아일랜드<br>Ireland | 에스토니아<br>Estonia | 영국<br>U.K. | 오스트레일리아<br>Australia | 오스트리아<br>Austria | 이탈리아<br>Italy | 일본<br>Japan |
|----------|-----------------|------------------|------------|----------------------|------------------|---------------|-------------|
| 2016     | 100.7           | 102.2            | 101.9      | 101.0                | 101.8            | 101.1         | 100.4       |
| 2017     | 101.8           | 105.9            | 103.8      | 104.6                | 102.9            | 101.9         | 100.3       |
| 2018     | 102.9           | 110.1            | 105.8      | 107.0                | 104.7            | 103.0         | 100.3       |
| 2019     | 106.6           | 113.6            | 108.0      | 110.4                | 106.4            | 103.9         | 101.0       |
| 2020     | 104.9           | 113.3            | 113.5      | 111.5                | 108.9            | 105.3         | 101.9       |
| 2021     | 105.6           | 119.5            | 113.8      | 117.5                | 110.3            | 105.8         | 101.0       |
| 2018.3/4 | 102.9           | 110.3            | 106.1      | 107.4                | 104.9            | 102.9         | 100.3       |
| 4/4      | 103.2           | 112.3            | 106.5      | 108.4                | 105.3            | 103.0         | 100.1       |
| 2019.1/4 | 104.3           | 113.2            | 107.0      | 109.3                | 105.6            | 103.5         | 100.6       |
| 2/4      | 105.5           | 114.0            | 107.7      | 110.4                | 106.0            | 103.6         | 100.9       |
| 3/4      | 106.1           | 113.8            | 108.5      | 111.3                | 106.7            | 103.9         | 100.8       |
| 4/4      | 106.8           | 114.2            | 108.5      | 110.6                | 107.2            | 104.6         | 101.6       |
| 2020.1/4 | 105.1           | 113.1            | 110.0      | 111.1                | 107.5            | 104.5         | 101.6       |
| 2/4      | 105.3           | 111.1            | 118.7      | 110.2                | 109.2            | 105.9         | 102.2       |
| 3/4      | 104.2           | 114.0            | 112.9      | 111.2                | 109.2            | 105.2         | 102.1       |
| 4/4      | 105.9           | 114.4            | 113.1      | 112.4                | 109.3            | 105.7         | 101.7       |
| 2021.1/4 | 101.9           | 114.7            | 114.6      | 114.5                | 109.1            | 105.7         | 101.4       |
| 2/4      | 105.7           | 115.9            | 112.4      | 117.3                | 109.7            | 106.1         | 101.2       |
| 3/4      | 107.2           | 120.6            | 113.1      | 118.8                | 110.7            | 106.0         | 101.0       |
| 4/4      | 107.5           | 125.8            | 115.0      | 118.7                | 111.3            | 105.5         | 100.3       |
| 2022.1/4 | 107.1           | 131.2            | 117.8      | 122.2                | 112.8            | 107.0         | 100.6       |
| 2/4      | ...             | ...              | ...        | ...                  | 113.8            | ...           | ...         |

|          | 체코<br>Czech Republic | 캐나다<br>Canada | 포르투갈<br>Portugal | 폴란드<br>Poland | 프랑스<br>France | 핀란드<br>Finland | 헝가리<br>Hungary |
|----------|----------------------|---------------|------------------|---------------|---------------|----------------|----------------|
| 2016     | 101.1                | 100.8         | 101.7            | 100.3         | 100.5         | 100.1          | 101.3          |
| 2017     | 102.5                | 103.3         | 103.3            | 102.2         | 101.0         | 100.9          | 105.4          |
| 2018     | 105.1                | 105.0         | 105.1            | 103.4         | 102.0         | 102.9          | 110.5          |
| 2019     | 109.2                | 106.6         | 107.0            | 106.7         | 103.4         | 104.5          | 115.8          |
| 2020     | 113.9                | 107.4         | 109.0            | 111.2         | 106.2         | 106.0          | 123.1          |
| 2021     | 117.7                | 116.0         | 109.8            | 117.7         | 107.6         | 108.7          | 131.6          |
| 2018.3/4 | 105.5                | 105.6         | 105.5            | 103.6         | 102.2         | 103.3          | 111.1          |
| 4/4      | 105.9                | 104.2         | 105.6            | 104.7         | 102.5         | 104.0          | 112.5          |
| 2019.1/4 | 108.2                | 105.6         | 106.7            | 105.2         | 102.9         | 103.8          | 114.1          |
| 2/4      | 108.9                | 106.6         | 106.5            | 106.7         | 103.2         | 104.2          | 115.4          |
| 3/4      | 109.6                | 106.6         | 107.3            | 106.2         | 103.5         | 104.6          | 115.9          |
| 4/4      | 110.0                | 107.5         | 107.3            | 108.4         | 103.8         | 105.3          | 117.2          |
| 2020.1/4 | 112.4                | 106.4         | 108.3            | 109.6         | 105.0         | 106.0          | 120.4          |
| 2/4      | 113.4                | 105.6         | 110.5            | 110.9         | 109.1         | 106.4          | 123.4          |
| 3/4      | 114.4                | 107.9         | 108.7            | 110.3         | 105.0         | 105.9          | 122.7          |
| 4/4      | 115.3                | 109.4         | 108.8            | 113.7         | 106.2         | 105.8          | 126.5          |
| 2021.1/4 | 116.2                | 112.7         | 110.5            | 116.6         | 107.2         | 106.8          | 127.8          |
| 2/4      | 117.8                | 115.4         | 109.6            | 117.2         | 107.8         | 108.0          | 131.8          |
| 3/4      | 119.2                | 116.8         | 109.7            | 115.3         | 107.6         | 109.3          | 131.6          |
| 4/4      | 117.5                | 119.1         | 109.4            | 121.4         | 107.9         | 110.7          | 135.3          |
| 2022.1/4 | 123.0                | 122.6         | 111.4            | 124.0         | 109.0         | 112.1          | 138.9          |
| 2/4      | ...                  | ...           | ...              | ...           | 109.3         | ...            | ...            |



### 3. GDP성장률(기준년가격) <sup>1)</sup>

#### GDP Growth Rates (Constant Prices)

| 단위: %    | In percent             |                             |                                   |                              |                                   |              |                              |
|----------|------------------------|-----------------------------|-----------------------------------|------------------------------|-----------------------------------|--------------|------------------------------|
|          | 대한민국<br>Korea, Rep. of | 그리스 <sup>2)</sup><br>Greece | 네덜란드 <sup>2)</sup><br>Netherlands | 노르웨이 <sup>2)</sup><br>Norway | 뉴질랜드 <sup>2)</sup><br>New Zealand | 대만<br>Taiwan | 덴마크 <sup>2)</sup><br>Denmark |
| 2016     | 2.9                    | -0.5                        | 2.2                               | 1.1                          | 4.0                               | 2.2          | 3.2                          |
| 2017     | 3.2                    | 1.1                         | 2.9                               | 2.3                          | 4.0                               | 3.3          | 2.8                          |
| 2018     | 2.9                    | 1.7                         | 2.4                               | 1.1                          | 4.3                               | 2.8          | 2.0                          |
| 2019     | 2.2                    | 1.8                         | 2.0                               | 0.7                          | 3.3                               | 3.1          | 1.5                          |
| 2020     | -0.7                   | -9.0                        | -3.9                              | -0.7                         | -1.0                              | 3.4          | -2.0                         |
| 2021     | 4.1                    | 8.3                         | 4.9                               | 3.9                          | 5.1                               | 6.6          | 4.9                          |
| 2018.3/4 | 2.4                    | 0.4                         | 2.1                               | 1.1                          | 3.8                               | 2.3          | 2.4                          |
| 4/4      | 3.3                    | 2.0                         | 1.8                               | 1.8                          | 4.0                               | 2.1          | 2.1                          |
| 2019.1/4 | 1.9                    | 1.2                         | 2.0                               | 0.7                          | 3.6                               | 2.1          | 1.4                          |
| 2/4      | 2.3                    | 2.1                         | 1.8                               | 0.6                          | 3.1                               | 3.0          | 1.9                          |
| 3/4      | 2.1                    | 2.3                         | 1.9                               | 0.1                          | 4.0                               | 3.4          | 1.8                          |
| 4/4      | 2.6                    | 1.4                         | 1.9                               | 1.5                          | 2.7                               | 3.7          | 0.9                          |
| 2020.1/4 | 1.5                    | -1.4                        | -0.3                              | 0.5                          | 1.0                               | 3.0          | 0.4                          |
| 2/4      | -2.5                   | -15.5                       | -8.5                              | -4.4                         | -8.9                              | 0.6          | -6.6                         |
| 3/4      | -0.9                   | -10.8                       | -3.2                              | -0.3                         | 2.6                               | 4.3          | -1.1                         |
| 4/4      | -0.9                   | -6.9                        | -3.6                              | -1.1                         | 1.4                               | 5.3          | -0.7                         |
| 2021.1/4 | 2.2                    | -1.7                        | -2.1                              | 0.2                          | 4.0                               | 9.2          | 0.0                          |
| 2/4      | 6.2                    | 15.0                        | 10.4                              | 5.9                          | 17.3                              | 7.8          | 9.1                          |
| 3/4      | 4.0                    | 11.7                        | 5.5                               | 5.4                          | -1.5                              | 4.4          | 3.9                          |
| 4/4      | 4.2                    | 8.1                         | 6.2                               | 4.7                          | 2.0                               | 5.3          | 6.7                          |
| 2022.1/4 | 3.0                    | 7.0                         | 6.6                               | 3.7                          | 0.4                               | 3.7          | 6.2                          |
| 2/4      | 2.9                    | ...                         | ...                               | ...                          | ...                               | 3.1          | ...                          |

|          | 독일 <sup>2)</sup><br>Germany | 라트비아 <sup>2)</sup><br>Latvia | 러시아 <sup>2)</sup><br>Russia | 룩셈부르크 <sup>2)</sup><br>Luxembourg | 리투아니아 <sup>2)</sup><br>Lithuania | 멕시코 <sup>2)</sup><br>Mexico | 미국 <sup>2)</sup><br>U.S.A. |
|----------|-----------------------------|------------------------------|-----------------------------|-----------------------------------|----------------------------------|-----------------------------|----------------------------|
| 2016     | 2.2                         | 2.4                          | 0.2                         | 5.0                               | 2.5                              | 2.6                         | 1.7                        |
| 2017     | 2.7                         | 3.3                          | 1.8                         | 1.3                               | 4.3                              | 2.1                         | 2.3                        |
| 2018     | 1.0                         | 4.0                          | 2.8                         | 2.0                               | 4.0                              | 2.2                         | 2.9                        |
| 2019     | 1.1                         | 2.5                          | 2.0                         | 3.3                               | 4.6                              | -0.2                        | 2.3                        |
| 2020     | -3.7                        | -3.8                         | -3.0                        | -1.8                              | -0.1                             | -8.1                        | -3.4                       |
| 2021     | 2.6                         | 4.5                          | ...                         | 6.9                               | 5.0                              | 4.8                         | 5.7                        |
| 2018.3/4 | 0.2                         | 4.6                          | 2.2                         | 1.5                               | 3.9                              | 2.9                         | 3.1                        |
| 4/4      | 0.1                         | 4.9                          | 2.8                         | 1.7                               | 4.3                              | 1.3                         | 2.3                        |
| 2019.1/4 | 1.4                         | 4.6                          | 1.4                         | 2.7                               | 4.8                              | 0.2                         | 2.2                        |
| 2/4      | 0.6                         | 3.0                          | 3.1                         | 4.9                               | 4.8                              | -0.2                        | 2.1                        |
| 3/4      | 1.5                         | 1.4                          | 1.9                         | 3.2                               | 4.3                              | -0.1                        | 2.3                        |
| 4/4      | 0.9                         | 0.8                          | 0.8                         | 2.5                               | 4.3                              | -0.6                        | 2.6                        |
| 2020.1/4 | -1.2                        | -1.6                         | 0.6                         | -0.4                              | 3.6                              | -1.6                        | 0.6                        |
| 2/4      | -10.4                       | -8.7                         | -6.0                        | -8.0                              | -3.6                             | -18.8                       | -9.1                       |
| 3/4      | -2.5                        | -3.0                         | -2.5                        | 0.1                               | -0.2                             | -8.3                        | -2.9                       |
| 4/4      | -2.1                        | -1.7                         | -1.3                        | 1.3                               | 0.0                              | -4.3                        | -2.3                       |
| 2021.1/4 | -2.2                        | -0.4                         | -0.4                        | 5.1                               | 1.0                              | -2.9                        | 0.5                        |
| 2/4      | 10.2                        | 10.1                         | 7.6                         | 12.9                              | 8.6                              | 19.6                        | 12.2                       |
| 3/4      | 1.8                         | 4.8                          | 3.8                         | 5.1                               | 5.3                              | 4.6                         | 4.9                        |
| 4/4      | 1.2                         | 2.7                          | ...                         | 4.9                               | 5.0                              | 1.2                         | 5.5                        |
| 2022.1/4 | 3.6                         | 6.4                          | ...                         | 4.0                               | 4.4                              | 1.8                         | 3.5                        |
| 2/4      | 1.5                         | 2.4                          | ...                         | ...                               | ...                              | 1.6                         | 1.6                        |

주: 1) 전년 동기비                      2) 계절조정

자료: 한국은행 경제통계시스템

OECD 'Main Economic Indicators', 대만( <https://eng.stat.gov.tw> )

### 3. GDP성장률(기준년가격)(계속) <sup>1)</sup>

#### GDP Growth Rates (Constant Prices)(Cont'd)

| 단위: %    | In percent                   |                             |                                  |                            |  |                                 |                                |
|----------|------------------------------|-----------------------------|----------------------------------|----------------------------|--|---------------------------------|--------------------------------|
|          | 벨기에 <sup>2)</sup><br>Belgium | 스웨덴 <sup>2)</sup><br>Sweden | 스위스 <sup>2)</sup><br>Switzerland | 스페인 <sup>2)</sup><br>Spain | 슬로바키아 <sup>2)</sup><br>Slovak Republic | 슬로베니아 <sup>2)</sup><br>Slovenia | 아이슬란드 <sup>2)</sup><br>Iceland |
| 2016     | 1.3                          | 2.1                         | 2.0                              | 3.0                        | 1.9                                    | 3.2                             | 6.3                            |
| 2017     | 1.6                          | 2.6                         | 1.6                              | 3.0                        | 3.0                                    | 4.8                             | 4.2                            |
| 2018     | 1.8                          | 2.0                         | 2.9                              | 2.3                        | 3.8                                    | 4.4                             | 4.9                            |
| 2019     | 2.1                          | 2.0                         | 1.2                              | 2.1                        | 2.6                                    | 3.3                             | 2.4                            |
| 2020     | -5.7                         | -2.2                        | -2.4                             | -10.8                      | -4.4                                   | -4.2                            | -7.1                           |
| 2021     | 6.2                          | 5.1                         | 3.8                              | 5.1                        | 3.0                                    | 8.1                             | 4.3                            |
| 2018.3/4 | 2.1                          | 0.8                         | 2.9                              | 2.1                        | 4.1                                    | 5.0                             | 4.6                            |
| 4/4      | 2.3                          | 1.9                         | 2.0                              | 2.2                        | 3.5                                    | 4.0                             | 2.8                            |
| 2019.1/4 | 2.1                          | 2.1                         | 1.2                              | 2.4                        | 3.6                                    | 4.4                             | 4.1                            |
| 2/4      | 2.0                          | 1.6                         | 0.7                              | 2.2                        | 2.8                                    | 2.8                             | 1.7                            |
| 3/4      | 2.3                          | 2.6                         | 1.4                              | 2.0                        | 2.0                                    | 2.9                             | 0.8                            |
| 4/4      | 2.0                          | 1.7                         | 1.7                              | 1.7                        | 2.0                                    | 2.9                             | 3.0                            |
| 2020.1/4 | -1.5                         | 1.0                         | -0.2                             | -4.3                       | -2.8                                   | -2.3                            | -4.1                           |
| 2/4      | -13.3                        | -7.7                        | -6.7                             | -21.5                      | -10.1                                  | -11.3                           | -10.8                          |
| 3/4      | -3.6                         | -1.1                        | -1.3                             | -8.7                       | -2.2                                   | -2.0                            | -7.5                           |
| 4/4      | -4.4                         | -1.5                        | -1.8                             | -8.8                       | -2.3                                   | -3.6                            | -6.0                           |
| 2021.1/4 | 0.1                          | 0.2                         | -0.4                             | -4.1                       | 0.2                                    | 2.6                             | -2.9                           |
| 2/4      | 15.2                         | 9.8                         | 8.2                              | 17.8                       | 10.0                                   | 15.5                            | 10.0                           |
| 3/4      | 5.1                          | 4.3                         | 3.7                              | 3.5                        | 1.2                                    | 4.7                             | 7.0                            |
| 4/4      | 5.7                          | 5.6                         | 3.8                              | 5.5                        | 1.2                                    | 10.5                            | 3.9                            |
| 2022.1/4 | 4.9                          | 3.1                         | 4.5                              | 6.3                        | 3.0                                    | 9.6                             | 7.3                            |
| 2/4      | 3.3                          | 3.8                         | ...                              | 6.3                        | ...                                    | ...                             | ...                            |

|          | 아일랜드 <sup>2)</sup><br>Ireland | 에스토니아 <sup>2)</sup><br>Estonia | 영국 <sup>2)</sup><br>U.K. | 오스트레일리아 <sup>2)</sup><br>Australia | 오스트리아 <sup>2)</sup><br>Austria | 이스라엘 <sup>2)</sup><br>Israel | 이탈리아 <sup>2)</sup><br>Italy |
|----------|-------------------------------|--------------------------------|--------------------------|------------------------------------|--------------------------------|------------------------------|-----------------------------|
| 2016     | 2.0                           | 3.2                            | 2.3                      | 2.7                                | 2.0                            | 4.5                          | 1.3                         |
| 2017     | 9.0                           | 5.8                            | 2.1                      | 2.4                                | 2.3                            | 4.4                          | 1.7                         |
| 2018     | 8.5                           | 4.1                            | 1.7                      | 2.8                                | 2.5                            | 4.1                          | 0.9                         |
| 2019     | 5.4                           | 4.1                            | 1.7                      | 2.0                                | 1.5                            | 3.7                          | 0.5                         |
| 2020     | 6.2                           | -3.0                           | -9.3                     | -2.2                               | -6.7                           | -2.1                         | -9.0                        |
| 2021     | 13.6                          | 8.3                            | 7.4                      | 4.8                                | 4.8                            | 7.9                          | 6.6                         |
| 2018.3/4 | 7.5                           | 4.0                            | 1.8                      | 2.6                                | 2.1                            | 3.8                          | 0.6                         |
| 4/4      | 3.3                           | 4.0                            | 1.8                      | 2.3                                | 2.4                            | 3.1                          | 0.4                         |
| 2019.1/4 | 5.2                           | 4.5                            | 2.2                      | 1.9                                | 2.4                            | 3.3                          | 0.6                         |
| 2/4      | 4.6                           | 4.2                            | 1.8                      | 1.7                                | 1.6                            | 3.4                          | 0.9                         |
| 3/4      | 6.2                           | 4.2                            | 1.6                      | 2.1                                | 1.6                            | 3.6                          | 0.8                         |
| 4/4      | 6.4                           | 3.2                            | 1.2                      | 2.3                                | 0.3                            | 4.0                          | -0.3                        |
| 2020.1/4 | 7.5                           | 0.3                            | -2.0                     | 1.6                                | -3.0                           | 1.6                          | -6.4                        |
| 2/4      | -0.1                          | -5.9                           | -21.1                    | -6.0                               | -13.7                          | -8.2                         | -18.5                       |
| 3/4      | 10.8                          | -3.3                           | -7.7                     | -3.4                               | -4.5                           | -1.5                         | -5.4                        |
| 4/4      | 4.2                           | -1.6                           | -6.3                     | -0.7                               | -6.1                           | -0.5                         | -6.1                        |
| 2021.1/4 | 10.7                          | 3.2                            | -5.0                     | 1.4                                | -4.1                           | 0.3                          | 0.0                         |
| 2/4      | 19.6                          | 12.1                           | 24.5                     | 9.7                                | 12.9                           | 14.8                         | 17.5                        |
| 3/4      | 10.1                          | 9.3                            | 6.9                      | 4.1                                | 5.3                            | 7.6                          | 4.0                         |
| 4/4      | 13.9                          | 8.4                            | 6.6                      | 4.4                                | 6.5                            | 9.2                          | 6.4                         |
| 2022.1/4 | 10.9                          | 4.7                            | 8.7                      | 3.3                                | 8.7                            | 9.0                          | 6.2                         |
| 2/4      | ...                           | ...                            | ...                      | ...                                | 4.7                            | ...                          | 4.6                         |

### 3. GDP성장률(기준년가격)(계속) <sup>1)</sup>

#### GDP Growth Rates (Constant Prices)(Cont'd)

| 단위: %    | In percent                |                                  |                           |                                    |                           |                             |                                   |
|----------|---------------------------|----------------------------------|---------------------------|------------------------------------|---------------------------|-----------------------------|-----------------------------------|
|          | 인도 <sup>2)</sup><br>India | 인도네시아 <sup>2)</sup><br>Indonesia | 일본 <sup>2)</sup><br>Japan | 체코 <sup>2)</sup><br>Czech Republic | 칠레 <sup>2)</sup><br>Chile | 캐나다 <sup>2)</sup><br>Canada | 코스타리카 <sup>2)</sup><br>Costa Rica |
| 2016     | 9.0                       | 5.0                              | 0.8                       | 2.5                                | 1.8                       | 1.0                         | 4.2                               |
| 2017     | 6.1                       | 5.1                              | 1.7                       | 5.2                                | 1.4                       | 3.0                         | 4.2                               |
| 2018     | 7.3                       | 5.2                              | 0.6                       | 3.2                                | 4.0                       | 2.8                         | 2.6                               |
| 2019     | 4.5                       | 5.0                              | -0.2                      | 3.0                                | 0.8                       | 1.9                         | 2.4                               |
| 2020     | -6.6                      | -2.1                             | -4.5                      | -5.5                               | -6.0                      | -5.2                        | -4.1                              |
| 2021     | 8.3                       | 3.7                              | 1.7                       | 3.5                                | 11.7                      | 4.5                         | 7.8                               |
| 2018.3/4 | 6.9                       | 5.2                              | -0.1                      | 2.7                                | 2.8                       | 2.9                         | 2.8                               |
| 4/4      | 6.5                       | 5.2                              | -0.4                      | 2.6                                | 3.2                       | 2.7                         | 0.4                               |
| 2019.1/4 | 5.3                       | 5.1                              | -0.0                      | 3.0                                | 1.7                       | 1.9                         | 1.3                               |
| 2/4      | 5.1                       | 5.1                              | 0.1                       | 3.1                                | 1.7                       | 2.1                         | 1.8                               |
| 3/4      | 4.7                       | 5.0                              | 0.8                       | 3.0                                | 2.3                       | 1.8                         | 2.6                               |
| 4/4      | 3.2                       | 4.8                              | -1.8                      | 2.8                                | -2.8                      | 1.7                         | 4.0                               |
| 2020.1/4 | 2.1                       | 2.9                              | -1.9                      | -1.5                               | -0.6                      | -0.6                        | 1.8                               |
| 2/4      | -23.4                     | -5.4                             | -10.1                     | -10.8                              | -14.2                     | -12.4                       | -7.6                              |
| 3/4      | -5.3                      | -3.5                             | -5.3                      | -5.2                               | -9.9                      | -4.9                        | -7.0                              |
| 4/4      | 0.4                       | -2.2                             | -0.8                      | -4.6                               | 0.1                       | -3.1                        | -3.5                              |
| 2021.1/4 | 1.7                       | -0.5                             | -1.7                      | -1.9                               | 1.5                       | 0.2                         | -0.5                              |
| 2/4      | 19.7                      | 7.2                              | 7.4                       | 9.1                                | 18.3                      | 11.7                        | 10.4                              |
| 3/4      | 9.1                       | 3.6                              | 1.2                       | 3.8                                | 17.2                      | 3.8                         | 12.8                              |
| 4/4      | 4.7                       | 4.8                              | 0.4                       | 3.5                                | 11.7                      | 3.2                         | 9.1                               |
| 2022.1/4 | 4.1                       | 4.9                              | 0.7                       | 4.9                                | 6.9                       | 2.9                         | 7.8                               |
| 2/4      | ...                       | 5.6                              | ...                       | 3.7                                | ...                       | 4.8                         | 5.3                               |

|          | 콜롬비아 <sup>2)</sup><br>Colombia | 튀르키예 <sup>2)</sup><br>Turkiye | 포르투갈 <sup>2)</sup><br>Portugal | 폴란드 <sup>2)</sup><br>Poland | 프랑스 <sup>2)</sup><br>France | 핀란드 <sup>2)</sup><br>Finland | 헝가리 <sup>2)</sup><br>Hungary |
|----------|--------------------------------|-------------------------------|--------------------------------|-----------------------------|-----------------------------|------------------------------|------------------------------|
| 2016     | 2.1                            | 3.3                           | 2.0                            | 3.1                         | 1.1                         | 2.8                          | 2.2                          |
| 2017     | 1.4                            | 7.5                           | 3.5                            | 4.8                         | 2.3                         | 3.2                          | 4.3                          |
| 2018     | 2.6                            | 3.0                           | 2.8                            | 5.4                         | 1.9                         | 1.1                          | 5.4                          |
| 2019     | 3.2                            | 0.9                           | 2.7                            | 4.7                         | 1.8                         | 1.2                          | 4.6                          |
| 2020     | -7.0                           | 1.8                           | -8.4                           | -2.2                        | -7.8                        | -2.2                         | -4.5                         |
| 2021     | 10.7                           | 11.0                          | 4.9                            | 5.9                         | 6.8                         | 3.0                          | 7.1                          |
| 2018.3/4 | 2.9                            | 2.4                           | 2.9                            | 5.8                         | 1.5                         | 0.7                          | 5.7                          |
| 4/4      | 2.9                            | -2.7                          | 2.7                            | 4.9                         | 1.5                         | 0.1                          | 5.3                          |
| 2019.1/4 | 3.1                            | -2.3                          | 2.8                            | 5.5                         | 2.1                         | 0.5                          | 5.1                          |
| 2/4      | 3.4                            | -0.6                          | 2.6                            | 5.0                         | 2.4                         | 1.5                          | 4.6                          |
| 3/4      | 3.3                            | 1.1                           | 2.5                            | 4.5                         | 2.0                         | 1.6                          | 4.5                          |
| 4/4      | 3.0                            | 5.8                           | 2.8                            | 4.0                         | 1.1                         | 1.3                          | 4.0                          |
| 2020.1/4 | 0.7                            | 4.3                           | -2.6                           | 2.6                         | -5.2                        | 0.5                          | 1.8                          |
| 2/4      | -16.5                          | -9.1                          | -17.9                          | -7.5                        | -18.6                       | -6.5                         | -13.0                        |
| 3/4      | -8.7                           | 5.8                           | -6.3                           | -1.6                        | -3.6                        | -1.9                         | -4.2                         |
| 4/4      | -3.6                           | 5.6                           | -6.8                           | -2.1                        | -4.2                        | -0.9                         | -3.2                         |
| 2021.1/4 | 1.2                            | 7.4                           | -5.4                           | -1.1                        | 1.5                         | -0.9                         | -1.4                         |
| 2/4      | 18.2                           | 22.4                          | 16.5                           | 11.0                        | 18.6                        | 7.1                          | 17.6                         |
| 3/4      | 13.9                           | 8.1                           | 4.4                            | 6.1                         | 3.6                         | 3.1                          | 6.5                          |
| 4/4      | 10.8                           | 8.4                           | 5.9                            | 8.0                         | 5.1                         | 3.1                          | 7.1                          |
| 2022.1/4 | 8.2                            | 7.4                           | 11.8                           | 9.2                         | 4.8                         | 3.8                          | 8.0                          |
| 2/4      | ...                            | ...                           | 6.9                            | ...                         | 4.2                         | ...                          | ...                          |

## 4. 정부소비지출(계절조정)

### Government Consumption (Seasonally Adjusted)

|          | 대한민국<br>Korea, Rep. of | 그리스<br>Greece | 네덜란드<br>Netherlands | 노르웨이<br>Norway | 뉴질랜드<br>New Zealand | 덴마크<br>Denmark |
|----------|------------------------|---------------|---------------------|----------------|---------------------|----------------|
| 통화단위     | mln Won                | mln Euros     | mln Euros           | mln Kroner     | mln NZ\$            | mln Kroner     |
| 2017.2/4 | 70,355,200             | 9,092         | 44,851              | 196,957        | 12,701              | 133,178        |
| 3/4      | 71,625,700             | 9,042         | 44,915              | 199,521        | 13,028              | 134,328        |
| 4/4      | 72,163,000             | 9,213         | 45,612              | 200,568        | 13,099              | 134,676        |
| 2018.1/4 | 74,073,700             | 9,115         | 46,566              | 203,225        | 13,280              | 135,775        |
| 2/4      | 75,196,200             | 8,697         | 46,548              | 205,375        | 13,606              | 136,369        |
| 3/4      | 76,738,300             | 8,984         | 47,378              | 206,819        | 13,804              | 137,276        |
| 4/4      | 78,684,500             | 8,882         | 48,190              | 210,651        | 14,052              | 137,580        |
| 2019.1/4 | 79,308,300             | 9,023         | 49,261              | 212,726        | 14,372              | 136,704        |
| 2/4      | 81,351,400             | 9,453         | 49,812              | 214,347        | 14,727              | 139,103        |
| 3/4      | 82,811,500             | 9,097         | 50,312              | 219,107        | 15,125              | 141,100        |
| 4/4      | 85,192,000             | 9,172         | 50,743              | 221,569        | 15,571              | 140,683        |
| 2020.1/4 | 86,623,200             | 9,344         | 51,155              | 224,361        | 15,822              | 142,584        |
| 2/4      | 87,278,000             | 9,241         | 50,391              | 222,996        | 16,146              | 141,968        |
| 3/4      | 87,882,300             | 9,403         | 52,780              | 227,358        | 16,528              | 143,240        |
| 4/4      | 88,310,900             | 9,615         | 53,120              | 231,016        | 17,025              | 147,634        |
| 2021.1/4 | 90,179,500             | 9,549         | 53,961              | 236,043        | 17,702              | 147,522        |
| 2/4      | 93,457,700             | 9,716         | 56,164              | 239,693        | 18,256              | 154,186        |
| 3/4      | 94,914,600             | 9,876         | 57,034              | 242,662        | 18,684              | 150,866        |
| 4/4      | 97,666,900             | 9,810         | 57,889              | 249,800        | 19,667              | 155,828        |
| 2022.1/4 | 98,534,400             | 9,995         | 58,069              | 252,147        | 20,267              | 154,090        |
| 2/4      | ...                    | ...           | ...                 | ...            | ...                 | ...            |

|          | 독일<br>Germany | 멕시코<br>Mexico | 미 국<br>U.S.A. | 스웨덴<br>Sweden | 스위스<br>Switzerland | 스페인<br>Spain |
|----------|---------------|---------------|---------------|---------------|--------------------|--------------|
| 통화단위     | mln Euros     | mln Pesos     | mln US\$      | mln Kronor    | mln Francs         | mln Euros    |
| 2017.2/4 | 161,136       | 629,689       | 678,358       | 299,700       | 19,580             | 53,847       |
| 3/4      | 162,412       | 639,181       | 683,502       | 302,435       | 19,671             | 54,196       |
| 4/4      | 165,015       | 657,239       | 693,729       | 304,931       | 19,804             | 54,648       |
| 2018.1/4 | 165,373       | 672,229       | 703,617       | 308,011       | 19,826             | 55,080       |
| 2/4      | 167,326       | 681,497       | 714,685       | 314,662       | 19,937             | 55,719       |
| 3/4      | 167,609       | 682,616       | 723,119       | 316,987       | 19,993             | 56,655       |
| 4/4      | 170,058       | 686,726       | 727,996       | 318,411       | 20,098             | 57,235       |
| 2019.1/4 | 173,371       | 688,095       | 731,420       | 322,348       | 20,174             | 57,856       |
| 2/4      | 174,450       | 689,935       | 741,196       | 323,658       | 20,220             | 58,412       |
| 3/4      | 177,786       | 696,910       | 747,084       | 327,144       | 20,350             | 58,730       |
| 4/4      | 179,588       | 711,409       | 754,219       | 327,292       | 20,488             | 59,330       |
| 2020.1/4 | 182,664       | 737,139       | 764,736       | 331,231       | 20,684             | 60,138       |
| 2/4      | 187,710       | 725,272       | 771,229       | 329,210       | 20,874             | 60,814       |
| 3/4      | 190,404       | 736,838       | 769,846       | 333,221       | 20,866             | 61,702       |
| 4/4      | 193,796       | 744,411       | 772,180       | 338,075       | 21,418             | 62,605       |
| 2021.1/4 | 194,469       | 750,926       | 796,623       | 344,663       | 21,512             | 63,565       |
| 2/4      | 200,813       | 792,609       | 805,848       | 353,305       | 21,997             | 64,124       |
| 3/4      | 200,998       | 779,783       | 819,179       | 356,201       | 21,917             | 64,881       |
| 4/4      | 203,989       | 784,422       | 828,743       | 360,018       | 22,254             | 65,506       |
| 2022.1/4 | 207,824       | 797,103       | 844,144       | 361,459       | 22,654             | 66,392       |
| 2/4      | ...           | ...           | 867,187       | ...           | ...                | 66,765       |

자료: IMF 『International Financial Statistics』

#### 4. 정부소비지출(계절조정)(계속) Government Consumption (Seasonally Adjusted)(Cont'd)

|          | 오스트레일리아<br>Australia | 영국<br>U.K.    | 이스라엘<br>Israel   | 이탈리아<br>Italy | 일본<br>Japan   | 체코<br>Czech Republic |
|----------|----------------------|---------------|------------------|---------------|---------------|----------------------|
| 통화단위     | mln A\$              | mln Pounds    | mln New Sheqalim | mln Euros     | mln Yen       | mln Koruny           |
| 2017.2/4 | 85,493               | 95,956        | 71,545           | 81,422        | 26,768,325    | 237,463              |
| 3/4      | 85,525               | 97,041        | 70,942           | 81,848        | 26,904,225    | 239,997              |
| 4/4      | 87,452               | 98,611        | 73,372           | 82,229        | 26,903,750    | 247,307              |
| 2018.1/4 | 89,240               | 99,025        | 76,184           | 82,611        | 27,167,950    | 255,693              |
| 2/4      | 89,737               | 98,097        | 74,445           | 84,314        | 27,238,350    | 259,137              |
| 3/4      | 91,509               | 100,038       | 77,050           | 83,630        | 27,206,550    | 266,040              |
| 4/4      | 93,769               | 101,884       | 77,713           | 83,900        | 27,255,125    | 269,105              |
| 2019.1/4 | 95,084               | 103,663       | 77,618           | 83,376        | 27,409,050    | 276,578              |
| 2/4      | 98,535               | 103,410       | 80,084           | 83,081        | 27,779,175    | 282,103              |
| 3/4      | 100,132              | 107,365       | 80,791           | 83,798        | 27,902,050    | 288,002              |
| 4/4      | 101,979              | 109,568       | 80,250           | 84,243        | 28,132,800    | 287,786              |
| 2020.1/4 | 103,849              | 108,007       | 80,388           | 85,030        | 28,010,975    | 307,773              |
| 2/4      | 106,923              | 122,327       | 82,629           | 85,984        | 27,908,425    | 299,940              |
| 3/4      | 109,059              | 122,350       | 83,737           | 85,819        | 28,627,300    | 304,536              |
| 4/4      | 110,557              | 125,172       | 85,523           | 87,168        | 28,629,075    | 330,342              |
| 2021.1/4 | 110,478              | 129,573       | 84,875           | 87,747        | 28,554,650    | 317,198              |
| 2/4      | 112,754              | 125,910       | 84,319           | 88,071        | 28,912,300    | 324,837              |
| 3/4      | 117,506              | 126,681       | 86,766           | 87,878        | 29,459,400    | 334,988              |
| 4/4      | 118,689              | 129,105       | 89,616           | 87,774        | 29,228,575    | 335,948              |
| 2022.1/4 | 122,313              | 132,349       | 89,011           | 89,669        | 29,627,750    | 339,774              |
| 2/4      | ...                  | ...           | ...              | ...           | ...           | ...                  |
|          | 칠레<br>Chile          | 캐나다<br>Canada | 튀르키예<br>Turkiye  | 폴란드<br>Poland | 프랑스<br>France | 헝가리<br>Hungary       |
| 통화단위     | mln Pesos            | mln C\$       | mln Liras        | mln Zlotys    | mln Euros     | mln Forint           |
| 2017.2/4 | 6,621,729            | 110,544       | 109,089          | 86,906        | 135,608       | 1,946,960            |
| 3/4      | 6,680,889            | 111,046       | 114,860          | 88,139        | 136,398       | 2,036,077            |
| 4/4      | 6,623,961            | 112,586       | 121,929          | 89,741        | 136,748       | 2,101,236            |
| 2018.1/4 | 6,986,887            | 113,770       | 124,849          | 90,600        | 136,838       | 2,103,066            |
| 2/4      | 6,966,724            | 115,179       | 133,497          | 92,885        | 137,427       | 2,095,133            |
| 3/4      | 6,822,292            | 115,953       | 142,177          | 94,816        | 137,567       | 2,150,978            |
| 4/4      | 7,368,898            | 117,467       | 151,440          | 97,120        | 138,310       | 2,193,924            |
| 2019.1/4 | 7,458,362            | 118,068       | 161,320          | 100,285       | 138,954       | 2,246,187            |
| 2/4      | 7,462,229            | 119,055       | 163,055          | 101,962       | 139,824       | 2,321,719            |
| 3/4      | 7,399,966            | 120,111       | 170,024          | 104,251       | 140,579       | 2,407,798            |
| 4/4      | 7,489,724            | 122,122       | 174,173          | 105,069       | 141,211       | 2,453,589            |
| 2020.1/4 | 7,845,882            | 123,082       | 181,369          | 107,808       | 141,804       | 2,433,140            |
| 2/4      | 7,951,130            | 121,863       | 185,673          | 109,092       | 141,072       | 2,548,994            |
| 3/4      | 8,064,404            | 126,135       | 195,475          | 111,711       | 144,782       | 2,528,584            |
| 4/4      | 8,260,489            | 128,793       | 203,467          | 114,200       | 148,349       | 2,624,612            |
| 2021.1/4 | 8,482,357            | 133,483       | 211,375          | 116,283       | 149,893       | 2,757,761            |
| 2/4      | 8,616,523            | 133,894       | 225,818          | 119,821       | 151,581       | 2,769,546            |
| 3/4      | 8,770,462            | 135,538       | 250,761          | 122,582       | 152,360       | 2,850,483            |
| 4/4      | 8,676,079            | 138,035       | 254,492          | 126,450       | 152,311       | 2,934,952            |
| 2022.1/4 | 9,163,882            | 142,599       | 314,301          | 128,954       | 153,550       | 3,540,452            |
| 2/4      | ...                  | ...           | ...              | ...           | 152,577       | ...                  |

## 5. 민간소비지출(계절조정)

### Household Consumption Expenditure (Seasonally Adjusted)

|          | 대한민국<br>Korea, Rep. of | 그리스<br>Greece | 네덜란드<br>Netherlands | 노르웨이<br>Norway | 뉴질랜드<br>New Zealand | 덴마크<br>Denmark |
|----------|------------------------|---------------|---------------------|----------------|---------------------|----------------|
| 통화단위     | mln Won                | mln Euros     | mln Euros           | mln Kroner     | mln NZ\$            | mln Kroner     |
| 2017.2/4 | 216,789,100            | 30,428        | 81,442              | 367,718        | 40,909              | 252,680        |
| 3/4      | 220,323,500            | 30,620        | 82,637              | 369,424        | 41,411              | 252,590        |
| 4/4      | 221,868,300            | 30,794        | 82,559              | 375,570        | 42,141              | 258,533        |
| 2018.1/4 | 225,769,400            | 30,928        | 84,482              | 375,511        | 42,571              | 262,361        |
| 2/4      | 226,353,400            | 31,090        | 85,108              | 382,382        | 43,367              | 266,004        |
| 3/4      | 228,680,400            | 31,135        | 85,839              | 385,194        | 44,115              | 265,916        |
| 4/4      | 230,772,900            | 31,190        | 86,187              | 390,058        | 44,738              | 264,344        |
| 2019.1/4 | 230,715,500            | 31,403        | 87,314              | 393,325        | 44,922              | 271,105        |
| 2/4      | 233,104,300            | 31,423        | 88,015              | 395,162        | 45,502              | 270,025        |
| 3/4      | 234,294,300            | 31,432        | 88,760              | 399,328        | 46,092              | 269,618        |
| 4/4      | 237,819,600            | 31,845        | 89,498              | 399,113        | 46,602              | 274,228        |
| 2020.1/4 | 223,109,400            | 31,812        | 87,575              | 386,719        | 46,764              | 268,159        |
| 2/4      | 224,878,100            | 26,496        | 77,878              | 348,432        | 41,465              | 256,240        |
| 3/4      | 227,046,100            | 28,207        | 85,172              | 381,210        | 47,413              | 275,169        |
| 4/4      | 225,287,300            | 28,886        | 84,874              | 383,967        | 48,288              | 274,756        |
| 2021.1/4 | 229,601,600            | 29,731        | 82,881              | 377,418        | 51,311              | 263,478        |
| 2/4      | 239,415,400            | 31,027        | 88,806              | 387,943        | 51,108              | 286,095        |
| 3/4      | 240,306,100            | 32,133        | 93,152              | 416,602        | 48,004              | 294,361        |
| 4/4      | 246,456,600            | 33,498        | 94,719              | 432,352        | 51,217              | 297,941        |
| 2022.1/4 | 247,665,900            | 34,767        | 98,752              | 427,682        | 54,574              | 295,242        |
| 2/4      | ...                    | ...           | ...                 | ...            | ...                 | ...            |

|          | 독일<br>Germany | 멕시코<br>Mexico | 미 국<br>U.S.A. | 스웨덴<br>Sweden | 스위스<br>Switzerland | 스페인<br>Spain |
|----------|---------------|---------------|---------------|---------------|--------------------|--------------|
| 통화단위     | mln Euros     | mln Pesos     | mln US\$      | mln Kronor    | mln Francs         | mln Euros    |
| 2017.2/4 | 423,470       | 3,556,923     | 3,286,101     | 526,187       | 90,931             | 169,010      |
| 3/4      | 428,117       | 3,582,698     | 3,317,037     | 529,486       | 91,581             | 169,975      |
| 4/4      | 431,603       | 3,656,706     | 3,374,364     | 536,596       | 92,024             | 171,920      |
| 2018.1/4 | 434,462       | 3,759,936     | 3,416,858     | 546,229       | 92,591             | 173,564      |
| 2/4      | 436,822       | 3,801,196     | 3,466,191     | 551,895       | 92,921             | 174,317      |
| 3/4      | 438,807       | 3,835,435     | 3,500,647     | 550,821       | 93,299             | 175,392      |
| 4/4      | 443,064       | 3,853,566     | 3,529,835     | 556,507       | 93,421             | 176,201      |
| 2019.1/4 | 447,031       | 3,877,922     | 3,538,888     | 559,000       | 93,633             | 176,719      |
| 2/4      | 450,481       | 3,954,497     | 3,593,931     | 566,951       | 94,126             | 177,360      |
| 3/4      | 453,106       | 4,035,139     | 3,632,370     | 567,976       | 93,980             | 178,970      |
| 4/4      | 454,216       | 4,011,624     | 3,663,487     | 573,852       | 94,189             | 180,589      |
| 2020.1/4 | 446,372       | 3,971,636     | 3,609,772     | 576,691       | 91,531             | 169,782      |
| 2/4      | 396,549       | 3,200,374     | 3,247,432     | 526,219       | 84,690             | 133,826      |
| 3/4      | 436,106       | 3,686,613     | 3,573,458     | 554,970       | 92,579             | 162,405      |
| 4/4      | 426,759       | 3,876,797     | 3,616,903     | 557,078       | 90,961             | 162,004      |
| 2021.1/4 | 412,800       | 4,052,450     | 3,751,361     | 574,084       | 88,437             | 159,424      |
| 2/4      | 430,251       | 4,226,279     | 3,920,425     | 588,454       | 92,200             | 166,224      |
| 3/4      | 460,718       | 4,270,044     | 3,991,235     | 606,482       | 95,029             | 168,692      |
| 4/4      | 460,351       | 4,440,310     | 4,078,550     | 623,822       | 95,695             | 175,394      |
| 2022.1/4 | 471,681       | 4,711,091     | 4,167,523     | 631,399       | 96,589             | 176,934      |
| 2/4      | ...           | ...           | 4,250,104     | ...           | ...                | 185,070      |

자료: IMF 『International Financial Statistics』

## 5. 민간소비지출(계절조정)(계속)

### Household Consumption Expenditure (Seasonally Adjusted)(Cont'd)

|          | 오스트레일리아<br>Australia | 영국<br>U.K. | 이스라엘<br>Israel   | 이탈리아<br>Italy | 일본<br>Japan | 체코<br>Czech Republic |
|----------|----------------------|------------|------------------|---------------|-------------|----------------------|
| 통화단위     | mln A\$              | mln Pounds | mln New Sheqalim | mln Euros     | mln Yen     | mln Koruny           |
| 2017.2/4 | 251,213              | 337,274    | 173,526          | 261,275       | 75,660,575  | 600,377              |
| 3/4      | 253,129              | 338,533    | 175,851          | 261,516       | 75,408,675  | 610,155              |
| 4/4      | 256,816              | 341,948    | 177,327          | 262,833       | 75,815,400  | 620,365              |
| 2018.1/4 | 259,518              | 348,432    | 180,262          | 265,154       | 76,139,700  | 630,488              |
| 2/4      | 262,321              | 350,432    | 180,937          | 265,789       | 76,158,500  | 637,893              |
| 3/4      | 263,811              | 354,396    | 183,504          | 267,234       | 76,370,750  | 648,880              |
| 4/4      | 265,505              | 359,049    | 186,585          | 268,078       | 76,106,750  | 652,408              |
| 2019.1/4 | 266,660              | 359,540    | 189,302          | 268,180       | 76,227,525  | 666,338              |
| 2/4      | 269,481              | 363,728    | 190,538          | 268,908       | 76,633,925  | 675,722              |
| 3/4      | 270,493              | 363,977    | 190,248          | 269,059       | 77,079,425  | 683,600              |
| 4/4      | 272,127              | 361,832    | 196,531          | 268,691       | 74,625,675  | 686,380              |
| 2020.1/4 | 269,597              | 353,740    | 185,445          | 249,165       | 75,238,150  | 670,215              |
| 2/4      | 235,948              | 283,288    | 159,460          | 220,085       | 68,770,775  | 623,560              |
| 3/4      | 254,372              | 338,778    | 169,341          | 247,869       | 72,365,900  | 666,529              |
| 4/4      | 266,832              | 333,839    | 179,107          | 241,848       | 73,053,575  | 628,372              |
| 2021.1/4 | 271,359              | 324,742    | 181,162          | 241,116       | 72,679,150  | 636,276              |
| 2/4      | 276,097              | 355,104    | 195,204          | 254,330       | 72,928,975  | 695,715              |
| 3/4      | 263,769              | 368,750    | 198,879          | 263,482       | 72,317,950  | 727,323              |
| 4/4      | 282,572              | 375,799    | 207,626          | 266,791       | 73,903,225  | 710,546              |
| 2022.1/4 | 291,079              | 384,284    | 213,202          | 270,476       | 74,621,850  | 764,043              |
| 2/4      | ...                  | ...        | ...              | ...           | ...         | ...                  |

|          | 칠레<br>Chile | 캐나다<br>Canada | 튀르키예<br>Turkiye | 폴란드<br>Poland | 프랑스<br>France | 헝가리<br>Hungary |
|----------|-------------|---------------|-----------------|---------------|---------------|----------------|
| 통화단위     | mln Pesos   | mln C\$       | mln Liras       | mln Zlotys    | mln Euros     | mln Forint     |
| 2017.2/4 | 27,519,138  | 308,979       | 448,481         | 288,409       | 308,877       | 4,866,986      |
| 3/4      | 27,991,553  | 311,567       | 462,574         | 293,299       | 311,028       | 4,966,211      |
| 4/4      | 28,332,038  | 315,688       | 494,926         | 299,173       | 312,935       | 5,082,236      |
| 2018.1/4 | 28,756,776  | 319,320       | 507,189         | 302,822       | 315,927       | 5,172,205      |
| 2/4      | 29,343,580  | 322,644       | 519,000         | 307,242       | 317,424       | 5,283,891      |
| 3/4      | 29,652,070  | 325,684       | 539,065         | 311,917       | 319,542       | 5,405,673      |
| 4/4      | 29,823,922  | 326,514       | 546,686         | 317,685       | 321,017       | 5,511,371      |
| 2019.1/4 | 29,777,216  | 329,279       | 573,755         | 320,481       | 323,580       | 5,650,697      |
| 2/4      | 30,495,258  | 332,577       | 603,001         | 328,291       | 326,561       | 5,794,883      |
| 3/4      | 30,945,268  | 334,514       | 623,140         | 331,989       | 327,718       | 5,928,198      |
| 4/4      | 29,466,150  | 338,546       | 656,227         | 338,618       | 329,666       | 6,093,913      |
| 2020.1/4 | 30,185,389  | 331,509       | 678,636         | 340,026       | 313,290       | 6,142,032      |
| 2/4      | 24,412,308  | 283,224       | 616,469         | 303,399       | 278,304       | 5,542,154      |
| 3/4      | 28,921,004  | 321,886       | 766,484         | 342,129       | 328,174       | 6,024,854      |
| 4/4      | 31,992,694  | 324,659       | 802,380         | 338,968       | 311,545       | 6,240,970      |
| 2021.1/4 | 33,092,088  | 327,088       | 849,479         | 349,372       | 314,627       | 6,006,887      |
| 2/4      | 34,853,955  | 329,334       | 917,101         | 361,027       | 319,029       | 6,493,490      |
| 3/4      | 39,165,614  | 348,185       | 1,015,047       | 376,557       | 339,363       | 6,878,192      |
| 4/4      | 39,568,714  | 354,256       | 1,213,853       | 394,540       | 343,815       | 7,237,933      |
| 2022.1/4 | 40,936,388  | 362,613       | 1,575,601       | 406,422       | 344,165       | 7,514,138      |
| 2/4      | ...         | ...           | ...             | ...           | 349,342       | ...            |

## 6. 총고정자본형성(계절조정) Gross Fixed Capital Formation (Seasonally Adjusted)

|          | 대한민국<br>Korea, Rep. of | 그리스<br>Greece | 네덜란드<br>Netherlands | 노르웨이<br>Norway | 뉴질랜드<br>New Zealand | 덴마크<br>Denmark |
|----------|------------------------|---------------|---------------------|----------------|---------------------|----------------|
| 통화단위     | mln Won                | mln Euros     | mln Euros           | mln Kroner     | mln NZ\$            | mln Kroner     |
| 2017.2/4 | 144,213,500            | 4,410         | 36,313              | 202,064        | 15,935              | 115,157        |
| 3/4      | 147,132,400            | 6,645         | 38,229              | 198,993        | 16,431              | 117,639        |
| 4/4      | 146,088,400            | 5,141         | 38,155              | 205,269        | 17,057              | 121,320        |
| 2018.1/4 | 148,171,800            | 4,989         | 38,944              | 204,572        | 17,376              | 119,556        |
| 2/4      | 143,465,600            | 5,391         | 39,503              | 212,975        | 17,698              | 133,566        |
| 3/4      | 141,888,000            | 4,902         | 38,897              | 213,065        | 17,639              | 118,585        |
| 4/4      | 143,061,900            | 4,761         | 40,836              | 219,099        | 18,022              | 117,879        |
| 2019.1/4 | 140,312,400            | 4,873         | 41,786              | 225,010        | 18,693              | 123,269        |
| 2/4      | 144,904,400            | 4,686         | 42,972              | 238,473        | 18,918              | 120,292        |
| 3/4      | 144,897,100            | 5,082         | 44,117              | 244,239        | 19,038              | 123,927        |
| 4/4      | 148,888,200            | 4,767         | 44,008              | 249,370        | 19,192              | 123,378        |
| 2020.1/4 | 150,839,100            | 4,618         | 44,853              | 234,313        | 18,631              | 125,551        |
| 2/4      | 150,254,100            | 4,745         | 40,485              | 233,872        | 15,137              | 121,350        |
| 3/4      | 152,675,900            | 5,068         | 43,195              | 229,711        | 19,051              | 129,291        |
| 4/4      | 153,685,700            | 4,882         | 44,448              | 233,604        | 19,108              | 141,921        |
| 2021.1/4 | 159,416,500            | 5,295         | 45,291              | 232,662        | 20,245              | 134,771        |
| 2/4      | 162,296,900            | 5,679         | 45,913              | 237,682        | 20,376              | 142,228        |
| 3/4      | 164,237,500            | 6,179         | 45,982              | 239,601        | 19,497              | 141,810        |
| 4/4      | 168,083,400            | 6,304         | 47,447              | 250,228        | 22,495              | 147,329        |
| 2022.1/4 | 164,613,700            | 6,184         | 48,453              | 250,500        | 23,274              | 155,122        |
| 2/4      | ...                    | ...           | ...                 | ...            | ...                 | ...            |

|          | 독일<br>Germany | 멕시코<br>Mexico | 미 국<br>U.S.A. | 스웨덴<br>Sweden | 스위스<br>Switzerland | 스페인<br>Spain |
|----------|---------------|---------------|---------------|---------------|--------------------|--------------|
| 통화단위     | mln Euros     | mln Pesos     | mln US\$      | mln Kronor    | mln Francs         | mln Euros    |
| 2017.2/4 | 166,859       | 1,203,133     | 1,000,284     | 291,615       | 44,648             | 53,370       |
| 3/4      | 168,697       | 1,206,736     | 1,005,244     | 299,594       | 45,404             | 55,226       |
| 4/4      | 170,604       | 1,232,341     | 1,028,497     | 290,393       | 45,905             | 55,814       |
| 2018.1/4 | 172,852       | 1,266,200     | 1,049,003     | 302,516       | 46,653             | 55,839       |
| 2/4      | 176,677       | 1,311,533     | 1,071,137     | 305,735       | 46,517             | 58,759       |
| 3/4      | 179,662       | 1,315,797     | 1,077,725     | 301,319       | 45,459             | 59,183       |
| 4/4      | 182,449       | 1,291,228     | 1,083,814     | 307,978       | 45,396             | 60,215       |
| 2019.1/4 | 184,642       | 1,283,325     | 1,102,069     | 305,822       | 46,037             | 62,375       |
| 2/4      | 186,083       | 1,260,343     | 1,123,156     | 300,466       | 45,787             | 62,112       |
| 3/4      | 187,343       | 1,257,704     | 1,133,543     | 307,388       | 45,816             | 62,978       |
| 4/4      | 187,108       | 1,242,631     | 1,133,858     | 321,610       | 47,797             | 62,422       |
| 2020.1/4 | 187,596       | 1,206,122     | 1,136,412     | 325,439       | 46,150             | 60,721       |
| 2/4      | 175,386       | 946,838       | 1,057,903     | 303,815       | 42,795             | 48,624       |
| 3/4      | 182,317       | 1,112,139     | 1,119,017     | 316,966       | 46,251             | 59,187       |
| 4/4      | 187,561       | 1,161,212     | 1,165,611     | 319,370       | 46,660             | 59,067       |
| 2021.1/4 | 188,905       | 1,212,933     | 1,203,268     | 333,329       | 46,467             | 58,972       |
| 2/4      | 194,975       | 1,273,685     | 1,222,967     | 342,994       | 47,687             | 59,261       |
| 3/4      | 195,050       | 1,326,896     | 1,241,978     | 353,076       | 47,534             | 61,026       |
| 4/4      | 198,000       | 1,361,530     | 1,273,933     | 360,658       | 49,162             | 62,765       |
| 2022.1/4 | 208,296       | 1,409,520     | 1,320,114     | 364,651       | 48,485             | 66,972       |
| 2/4      | ...           | ...           | 1,335,678     | ...           | ...                | 69,474       |

자료: IMF 『International Financial Statistics』



## 6. 총고정자본형성(계절조정)(계속)

### Gross Fixed Capital Formation (Seasonally Adjusted)(Cont'd)

|          | 오스트레일리아<br>Australia | 영국<br>U.K. | 이스라엘<br>Israel   | 이탈리아<br>Italy | 일본<br>Japan | 체코<br>Czech Republic |
|----------|----------------------|------------|------------------|---------------|-------------|----------------------|
| 통화단위     | mln A\$              | mln Pounds | mln New Sheqalim | mln Euros     | mln Yen     | mln Koruny           |
| 2017.2/4 | 107,818              | 94,610     | 64,418           | 75,158        | 34,583,950  | 318,421              |
| 3/4      | 110,755              | 94,784     | 66,075           | 76,812        | 34,762,300  | 322,850              |
| 4/4      | 111,264              | 96,325     | 66,894           | 78,241        | 34,768,475  | 323,021              |
| 2018.1/4 | 113,284              | 95,615     | 70,455           | 78,091        | 34,984,825  | 338,446              |
| 2/4      | 114,109              | 96,150     | 71,606           | 79,344        | 35,388,450  | 351,678              |
| 3/4      | 114,841              | 97,243     | 71,368           | 79,183        | 34,757,400  | 365,887              |
| 4/4      | 113,455              | 97,456     | 73,697           | 79,614        | 35,197,950  | 368,664              |
| 2019.1/4 | 113,230              | 99,813     | 73,412           | 80,163        | 35,613,600  | 376,761              |
| 2/4      | 112,282              | 99,301     | 72,313           | 81,275        | 35,812,175  | 381,149              |
| 3/4      | 113,900              | 100,917    | 73,835           | 81,205        | 36,435,800  | 398,020              |
| 4/4      | 113,991              | 99,578     | 75,621           | 80,586        | 34,937,000  | 412,291              |
| 2020.1/4 | 113,444              | 97,888     | 73,035           | 73,419        | 35,327,350  | 380,691              |
| 2/4      | 107,733              | 79,655     | 67,125           | 61,662        | 33,691,175  | 376,089              |
| 3/4      | 108,220              | 93,341     | 70,048           | 79,863        | 33,476,875  | 375,573              |
| 4/4      | 112,799              | 97,045     | 76,016           | 80,242        | 33,808,050  | 383,944              |
| 2021.1/4 | 118,481              | 96,918     | 77,505           | 83,642        | 34,166,650  | 377,525              |
| 2/4      | 124,303              | 98,236     | 80,809           | 86,649        | 34,721,450  | 397,860              |
| 3/4      | 126,306              | 99,445     | 83,344           | 89,691        | 34,234,400  | 401,911              |
| 4/4      | 128,248              | 101,168    | 87,126           | 92,912        | 34,211,825  | 408,439              |
| 2022.1/4 | 132,188              | 106,506    | 88,540           | 97,393        | 33,988,750  | 438,192              |
| 2/4      | ...                  | ...        | ...              | ...           | ...         | ...                  |

|          | 칠레<br>Chile | 캐나다<br>Canada | 튀르키예<br>Turkiye | 폴란드<br>Poland | 프랑스<br>France | 헝가리<br>Hungary |
|----------|-------------|---------------|-----------------|---------------|---------------|----------------|
| 통화단위     | mln Pesos   | mln C\$       | mln Liras       | mln Zlotys    | mln Euros     | mln Forint     |
| 2017.2/4 | 9,735,508   | 120,263       | 227,281         | 85,889        | 128,528       | 2,150,329      |
| 3/4      | 9,877,456   | 120,870       | 245,350         | 87,431        | 130,256       | 2,198,031      |
| 4/4      | 10,332,605  | 125,824       | 250,134         | 89,675        | 131,871       | 2,282,550      |
| 2018.1/4 | 10,425,750  | 126,352       | 270,974         | 92,518        | 132,376       | 2,395,074      |
| 2/4      | 10,595,551  | 127,733       | 288,632         | 94,444        | 134,594       | 2,617,274      |
| 3/4      | 10,947,183  | 126,868       | 286,655         | 98,404        | 136,446       | 2,818,300      |
| 4/4      | 11,487,620  | 126,010       | 268,690         | 99,879        | 138,060       | 2,899,282      |
| 2019.1/4 | 11,434,495  | 128,148       | 284,133         | 102,542       | 140,200       | 3,131,405      |
| 2/4      | 11,717,811  | 128,364       | 265,748         | 104,043       | 143,153       | 3,250,868      |
| 3/4      | 12,110,008  | 130,788       | 272,120         | 104,665       | 144,487       | 3,337,652      |
| 4/4      | 12,605,866  | 130,580       | 295,453         | 109,282       | 145,441       | 3,153,396      |
| 2020.1/4 | 12,277,788  | 131,983       | 303,451         | 110,677       | 132,281       | 3,202,052      |
| 2/4      | 10,389,506  | 113,931       | 291,719         | 98,618        | 112,608       | 3,106,113      |
| 3/4      | 11,019,580  | 131,496       | 381,094         | 100,763       | 140,240       | 3,101,499      |
| 4/4      | 12,041,806  | 135,938       | 405,823         | 100,264       | 144,457       | 3,447,120      |
| 2021.1/4 | 12,638,404  | 145,309       | 427,142         | 113,261       | 147,015       | 3,368,087      |
| 2/4      | 12,804,975  | 148,509       | 468,907         | 103,896       | 150,339       | 3,668,840      |
| 3/4      | 15,473,403  | 147,006       | 517,530         | 110,261       | 153,099       | 3,902,783      |
| 4/4      | 16,421,231  | 154,119       | 602,433         | 111,038       | 154,847       | 4,046,886      |
| 2022.1/4 | 15,481,967  | 161,700       | 783,176         | 127,469       | 158,498       | 4,438,460      |
| 2/4      | ...         | ...           | ...             | ...           | 161,519       | ...            |

## VII. 금융 FINANCE

|                               |     |
|-------------------------------|-----|
| 1. 통화(M1)증감률 .....            | 96  |
| 2. 총통화(M2)증감률 .....           | 97  |
| 3. 총유동성(M3)증감률(계절조정) .....    | 98  |
| 4. 단기이자율(3개월 이자율 및 수익률) ..... | 99  |
| 5. 장기국채수익률(10년 만기) .....      | 100 |
| 6. 예금금리 .....                 | 102 |
| 7. 대출금리 .....                 | 104 |
| 8. 국제금리 .....                 | 106 |
| 9. 정책금리 .....                 | 108 |
| 10. 정부채권수익률 .....             | 109 |
| 11. 주가지수 .....                | 110 |

### VII-1. 통화(M1) 증감률(Change Rate of M1)

○ 통화(M1)는 화폐의 지불수단으로서의 기능을 중시하여 민간이 보유하고 있는 현금과 당좌예금, 보통예금 등의 은행요구불예금의 합계로 정의됨. 요구불예금은 비록 현금은 아니지만 수표발행을 통해 지불수단으로 사용되거나 즉각적으로 현금과 교환될 수 있어 기능면에서 현금과 거의 같다고 할 수 있으므로 통화(M1)에 포함.

$$\cdot \text{통화(M1)} = \text{민간보유현금} + \text{은행요구불예금} = \text{현금통화} + \text{요구불예금} + \text{수시입출식 저축성예금}$$

### VII-2. 총통화(M2) 증감률(Change Rate of M2)

○ 총통화(M2)는 통화보다 넓은 의미의 통화지표로서 통화(M1)에 포함되는 현금과 요구불예금뿐만 아니라 정기예금, 정기적금 등 은행의 저축성예금, 그리고 거주자 외화 예금을 포함. 이와같이 저축성예금을 통화지표에 포함시키는 것은 저축성예금이 비록 거래적동기보다는 자산증식을 위한 동기나 미래의 지출에 대비한 예비적동기를 갖고 보유되지만 약간의 이자소득만 포기한다면 얼마든지 쉽게 현금화가 가능하다는 점에서 요구불예금과 큰 차이가 없다고 보기 때문. 또 거주자 외화예금도 국내의 지급결제수단으로는 다소 제약이 있지만 요구불, 저축성을 불문하고 언제나 원화로 바뀌어 국내에서 유통될 수 있기 때문에 총통화에 포함.

$$\cdot \text{총통화(M2)} = \text{통화(M1)}(\text{민간보유현금} + \text{요구불예금}) + \text{저축성예금} + \text{거주자외화예금} = \text{통화(M1)} + \text{만기2년미만 정기예·적금} + \text{시장형상품} + \text{만기2년미만 실적배당형상품} + \text{만기2년미만 금융채} + \text{기타(CMA, 신탁형 증권저축, 중금사 발행어음, 2년미만 외화예수금)}$$

### VII-3. 총유동성(M3) 증감률(계절조정)(Change Rate of M3 (Seasonally Adjusted))

○ 총유동성은 총통화에 종합금융회사, 투자신탁회사 등 비은행금융기관의 각종 예수금과 금융기관이 발행하는 금융채, 양도성예금증서(CD), 표지어음매출, 상업 어음매출과 환매조건부채권매도 등을 포함시킨 가장 넓은 의미의 통화지표임. 다만, 포괄범위가 국가마다 서로 다른 경우가 있으므로 자료 이용시 유의하여야함. 본 통계표에서 총유동성(M3) 증가율을 기간말 잔고 기준에 의한 증가율임.

· 총유동성(M3) = 총통화(M2) + 비통화금융기관의 예수금 + 금융기관이 발행하는  
금융채, 양도성 예금증서, 표지어음매출, 상업어음매출, RP매도

#### VII-4. 단기이자율(3개월 이자율 및 수익률)(Interest Rates/3-Month or 90-Day Rates and Yields)

- 단기이자율의 기간은 국가에 따라 상이하지만 일반적으로 3개월 또는 91일(90일) 채무성 증권금리, 은행간금리, 양도성 예금증서금리 등에 적용되는 월평균 연이율임. 우리나라는 91일 양도성예금증서 금리를 사용함.

#### VII-5. 장기국채수익률(10년 만기)(Interest Rates/Long-term Government Bond Yields (10-year))

- 장기국채수익률의 기간은 국가에 따라 상이하지만 일반적으로 장기채권(5년 이상)에 대한 제2차 시장 수익률을 나타내는 월평균 연이율임. 우리나라는 국고채 10년 만기 지표를 사용함.

#### VII-8. 국제금리(International interest rates)

- 시장 금리(Money Market Rates)는 일반적으로 단기자금시장에서 은행 등 기관 간의 거래에서 적용되는 금리로, 우리나라는 1일 무담보 콜금리를 의미함. 참고로 예금금리, 대출금리는 은행과 고객과의 거래로서 시장금리와 구분됨.

#### VII-11. 주가지수(Share Prices Index)

$$\cdot \text{주가지수} = \frac{\text{비교시점의 시가총액}}{\text{기준시점의 시가총액}} \times 100$$

- 시가총액 : 개별 상장주식의 시가총액(주가×상장주식수)을 합계한 것



# 1. 통화(M1)증감률 <sup>1)</sup>

## Change Rate of M1

단위: 기말, %

In end of period, percent

|         | 대한민국 <sup>2)</sup><br>Korea | 기니<br>Guinea | 대만<br>Taiwan | 리비아<br>Libya | 베트남<br>Viet Nam |
|---------|-----------------------------|--------------|--------------|--------------|-----------------|
| 2016    | 12.3                        | 9.2          | 5.8          | 22.8         | 18.1            |
| 2017    | 6.8                         | 10.1         | 3.5          | 14.9         | 16.7            |
| 2018    | 1.9                         | 11.2         | 5.8          | -0.3         | 9.8             |
| 2019    | 10.1                        | 22.9         | 7.6          | -2.8         | 13.3            |
| 2020    | 25.7                        | 19.6         | 16.9         | 17.0         | 19.6            |
| 2021    | 14.6                        | 6.9          | 12.1         | -20.1        | 19.8            |
| 2021. 1 | 25.9                        | 20.2         | 17.5         | ...          | 20.6            |
| 2       | 25.1                        | 18.3         | 18.3         | ...          | 23.8            |
| 3       | 24.6                        | 18.3         | 17.7         | 8.0          | 22.2            |
| 4       | 23.3                        | 16.3         | 18.1         | 8.2          | 23.3            |
| 5       | 20.1                        | 11.0         | 17.4         | 2.7          | 24.2            |
| 6       | 19.5                        | 13.6         | 17.1         | -0.3         | 23.6            |
| 7       | 20.1                        | 11.3         | 16.0         | -4.7         | 22.5            |
| 8       | 20.4                        | 8.2          | 15.2         | -3.9         | 21.3            |
| 9       | 17.4                        | 6.2          | 15.2         | -9.9         | 20.8            |
| 10      | 17.7                        | 2.9          | 14.8         | -12.3        | 22.0            |
| 11      | 16.1                        | 5.0          | 13.1         | -15.0        | 23.6            |
| 12      | 14.6                        | 6.9          | 12.1         | -20.1        | 19.8            |
| 2022. 1 | 13.1                        | ...          | 11.9         | ...          | 21.5            |
| 2       | 10.7                        | ...          | 11.3         | ...          | 20.4            |
| 3       | 10.0                        | ...          | 10.4         | -7.3         | 21.1            |
| 4       | 10.1                        | ...          | 9.1          | ...          | 20.2            |
| 5       | 9.5                         | ...          | 8.3          | ...          | 17.1            |
| 6       | 7.6 p)                      | ...          | 7.0          | ...          | ...             |

|         | 아루바<br>Aruba | 인도<br>India | 싱가포르<br>Singapore | 중국<br>China | 홍콩<br>Hong Kong |
|---------|--------------|-------------|-------------------|-------------|-----------------|
| 2016    | 9.2          | -17.7       | 7.7               | 21.4        | 13.0            |
| 2017    | 7.6          | 45.0        | 6.3               | 11.8        | 12.3            |
| 2018    | 0.5          | 14.9        | 0.6               | 1.5         | ...             |
| 2019    | 5.8          | 11.5        | 5.9               | 4.4         | ...             |
| 2020    | 6.0          | 18.8        | 32.8              | 8.6         | ...             |
| 2021    | ...          | 16.5        | ...               | ...         | ...             |
| 2021. 1 | 4.7          | 20.4        | 31.2              | 14.7        | ...             |
| 2       | 4.0          | 19.4        | 29.7              | 7.4         | ...             |
| 3       | 5.4          | 16.6        | 28.2              | 7.1         | ...             |
| 4       | 9.1          | 17.4        | 21.1              | 6.2         | ...             |
| 5       | 8.7          | 15.0        | 16.5              | 6.1         | ...             |
| 6       | ...          | 14.5        | 17.2              | ...         | ...             |
| 7       | ...          | 13.9        | ...               | ...         | ...             |
| 8       | ...          | 12.1        | ...               | ...         | ...             |
| 9       | ...          | 11.5        | ...               | ...         | ...             |
| 10      | ...          | 12.9        | ...               | ...         | ...             |
| 11      | ...          | 11.1        | ...               | ...         | ...             |
| 12      | ...          | 16.5        | ...               | ...         | ...             |
| 2022. 1 | ...          | 10.2        | ...               | ...         | ...             |
| 2       | ...          | 11.5        | ...               | ...         | ...             |
| 3       | ...          | 10.7        | ...               | ...         | ...             |
| 4       | ...          | 14.3        | ...               | ...         | ...             |
| 5       | ...          | ...         | ...               | ...         | ...             |
| 6       | ...          | ...         | ...               | ...         | ...             |

주: 1) IMF에서 각국의 통화(Money)를 집계하여 발표한 수치, 월자료는 전년동월비임

2) 협의통화(M1) = 현금통화 + 요구불예금 + 수시입출식 저축성예금

자료: 한국은행 경제통계시스템, IMF 『International Financial Statistics』, 대만 『Financial Statistics』

## 2. 총통화(M2)증감률 <sup>1)</sup> Change Rate of M2

단위: 기말, %

In end of period, percent

|         | 대한민국 <sup>2)</sup><br>Korea | 기니<br>Guinea | 대만<br>Taiwan | 리비아<br>Libya | 베트남<br>Viet Nam |
|---------|-----------------------------|--------------|--------------|--------------|-----------------|
| 2016    | 7.1                         | 10.0         | 3.6          | 22.1         | 17.9            |
| 2017    | 5.1                         | 15.1         | 3.6          | 15.2         | 14.3            |
| 2018    | 6.7                         | 10.3         | 2.7          | -0.1         | 12.7            |
| 2019    | 7.9                         | 23.6         | 4.5          | -2.1         | 13.6            |
| 2020    | 9.8                         | 22.4         | 9.4          | 16.0         | 13.6            |
| 2021    | 12.9                        | 8.4          | 7.4          | -19.0        | 9.7             |
| 2021. 1 | 10.6                        | 24.6         | 8.1          | ...          | 12.7            |
| 2       | 10.5                        | 21.6         | 9.2          | ...          | 13.9            |
| 3       | 11.3                        | 23.6         | 8.7          | 7.2          | 14.3            |
| 4       | 11.0                        | 20.8         | 9.0          | 7.3          | 15.0            |
| 5       | 10.4                        | 17.6         | 9.2          | 2.0          | 14.0            |
| 6       | 10.9                        | 17.8         | 8.9          | -0.9         | 12.8            |
| 7       | 11.5                        | 15.0         | 8.7          | -4.8         | 12.7            |
| 8       | 12.9                        | 12.8         | 8.6          | -4.1         | 11.9            |
| 9       | 11.9                        | 10.4         | 8.9          | -10.0        | 11.2            |
| 10      | 12.7                        | 7.1          | 8.5          | -12.4        | 10.8            |
| 11      | 12.7                        | 6.8          | 8.2          | -15.1        | 10.5            |
| 12      | 12.9                        | 8.4          | 7.4          | -19.0        | 9.7             |
| 2022. 1 | 12.3                        | ...          | 8.5          | ...          | 11.7            |
| 2       | 11.2                        | ...          | 7.7          | ...          | 10.6            |
| 3       | 9.9                         | ...          | 8.2          | -7.0         | 11.3            |
| 4       | 9.9                         | ...          | 8.2          | ...          | 10.5            |
| 5       | 9.3                         | ...          | 7.5          | ...          | 9.8             |
| 6       | 8.3 p)                      | ...          | 7.4          | ...          | ...             |

|         | 아루바<br>Aruba | 영국<br>U.K. | 인도<br>India | 싱가포르<br>Singapore | 중국<br>China | 홍콩<br>Hong Kong |
|---------|--------------|------------|-------------|-------------------|-------------|-----------------|
| 2016    | 9.5          | 8.7        | 6.8         | 8.0               | 11.3        | 7.8             |
| 2017    | 1.8          | 8.3        | 10.4        | 3.2               | 8.1         | 9.9             |
| 2018    | 3.2          | 5.3        | 10.5        | 3.9               | 7.0         | ...             |
| 2019    | 4.4          | -1.4       | 10.5        | 5.0               | 8.9         | ...             |
| 2020    | 4.9          | 9.7        | 12.5        | 13.2              | 10.0        | ...             |
| 2021    | ...          | 9.8        | 11.3        | ...               | ...         | ...             |
| 2021. 1 | 3.9          | 10.4       | 12.6        | 11.3              | 9.4         | ...             |
| 2       | 2.7          | 11.8       | 13.3        | 10.3              | 10.0        | ...             |
| 3       | 2.9          | 5.6        | 12.3        | 10.8              | 9.6         | ...             |
| 4       | 5.3          | 5.2        | 11.7        | 7.2               | 8.2         | ...             |
| 5       | 4.8          | 4.5        | 10.0        | 7.0               | 8.5         | ...             |
| 6       | ...          | 5.7        | 10.1        | 6.1               | ...         | ...             |
| 7       | ...          | 4.5        | 9.7         | ...               | ...         | ...             |
| 8       | ...          | 5.2        | 9.4         | ...               | ...         | ...             |
| 9       | ...          | 7.2        | 9.2         | ...               | ...         | ...             |
| 10      | ...          | 10.0       | 9.6         | ...               | ...         | ...             |
| 11      | ...          | 10.3       | 8.6         | ...               | ...         | ...             |
| 12      | ...          | 9.8        | 11.3        | ...               | ...         | ...             |
| 2022. 1 | ...          | 9.7        | 8.3         | ...               | ...         | ...             |
| 2       | ...          | 10.0       | 8.6         | ...               | ...         | ...             |
| 3       | ...          | 10.5       | 9.1         | ...               | ...         | ...             |
| 4       | ...          | 11.3       | 10.0        | ...               | ...         | ...             |
| 5       | ...          | 10.7       | ...         | ...               | ...         | ...             |
| 6       | ...          | 11.4       | ...         | ...               | ...         | ...             |

주: 1) IMF의 통화량 자료 활용, 월자료는 전년동월비임

2) 광의통화(M2) = M1 + 만기2년미만 정기예·적금 + 시장형상품 + 만기2년미만 실적배당형상품 + 만기2년미만 금융채 + 기타(CMA, 신탁형증권저축, 종금사 발행어음, 2년미만 외화예수금)

자료: 한국은행 경제통계시스템, IMF 『International Financial Statistics』, 대만 『Financial Statistics』

### 3. 총유동성(M3)증감률(계절조정) <sup>1)</sup> Change Rate of M3 (Seasonally Adjusted)

단위: 기말, %

In end of period, percent

|         | 대한민국 <sup>2)</sup><br>Korea | 남아프리카공화국<br>South Africa | 노르웨이<br>Norway | 러시아<br>Russia | 미국<br>U.S.A. | 아이슬란드<br>Iceland | 영국<br>U.K. | 오스트레일리아<br>Australia |
|---------|-----------------------------|--------------------------|----------------|---------------|--------------|------------------|------------|----------------------|
| 2016    | 7.5                         | 6.1                      | 4.0            | 10.4          | 6.8          | ...              | 9.8        | 6.0                  |
| 2017    | 6.6                         | 6.4                      | 6.4            | 3.4           | 5.7          | ...              | 6.3        | 6.7                  |
| 2018    | 7.6                         | 5.6                      | 5.7            | 9.7           | 3.8          | ...              | 3.8        | 2.6                  |
| 2019    | 7.9                         | 6.1                      | 4.3            | 7.8           | 5.1          | ...              | -0.5       | 3.0                  |
| 2020    | 8.2                         | 9.4                      | 9.6            | 13.5          | 19.1         | ...              | 12.6       | 8.8                  |
| 2021    | 10.1                        | 5.7                      | 10.6           | 11.1          | 16.3         | ...              | 7.3        | 8.7                  |
| 2021. 1 | 8.4                         | 9.3                      | 13.0           | 16.9          | 25.8         | 10.1             | 12.5       | 12.8                 |
| 2       | 8.4                         | 7.6                      | 14.4           | 17.3          | 26.9         | 9.8              | 12.0       | 12.8                 |
| 3       | 9.0                         | 4.0                      | 9.6            | 15.1          | 24.2         | 9.5              | 7.1        | 9.9                  |
| 4       | 10.2                        | 1.8                      | 9.1            | 10.2          | 18.3         | 9.2              | 7.1        | 7.0                  |
| 5       | 8.6                         | 1.5                      | 8.9            | 11.8          | 14.5         | 8.8              | 6.2        | 7.0                  |
| 6       | 8.9                         | 0.7                      | 11.3           | 12.5          | 12.9         | 8.6              | 6.1        | 7.7                  |
| 7       | 9.1                         | 1.6                      | 10.5           | 10.8          | 12.8         | 8.6              | 5.4        | 7.8                  |
| 8       | 9.9                         | 1.9                      | 10.4           | 9.1           | 13.6         | 8.7              | 6.7        | 7.1                  |
| 9       | 9.4                         | 3.9                      | 10.3           | 9.3           | 13.0         | 9.1              | 7.6        | 7.9                  |
| 10      | 9.2                         | 3.3                      | 8.8            | 7.9           | 12.9         | 9.6              | 8.1        | 8.0                  |
| 11      | 9.3                         | 6.2                      | 10.2           | 7.9           | 12.5         | 9.9              | 9.0        | 8.2                  |
| 12      | 10.1                        | 5.9                      | 10.5           | 10.8          | 12.4         | 9.9              | 7.3        | 9.3                  |
| 2022. 1 | 9.7                         | 5.3                      | 11.0           | 11.3          | 11.8         | 9.6              | 6.3        | 8.7                  |
| 2       | 9.2                         | 6.4                      | 8.0            | 12.1          | 10.7         | 9.3              | 7.3        | 8.6                  |
| 3       | 7.8                         | 8.4                      | 10.0           | 13.5          | 9.5          | 9.0              | 7.3        | 9.3                  |
| 4       | 6.1                         | 7.5                      | 8.8            | 13.2          | 7.7          | 8.4              | 6.5        | 9.6                  |
| 5       | 7.8                         | 7.6                      | 8.8            | ...           | 6.2          | 7.9              | 5.8        | 10.3                 |
| 6       | 6.9 p)                      | 8.0                      | ...            | ...           | 5.9          | 7.4              | 5.9        | 9.8                  |

|         | 유로지역<br>Euro Area | 이스라엘<br>Israel | 일본<br>Japan | 체코<br>Czech Republic | 캐나다<br>Canada | 코스타리카<br>Costa Rica | 콜롬비아<br>Colombia | 헝가리<br>Hungary |
|---------|-------------------|----------------|-------------|----------------------|---------------|---------------------|------------------|----------------|
| 2016    | 5.0               | ...            | ...         | 8.6                  | 8.6           | 3.1                 | 7.1              | 7.1            |
| 2017    | 4.1               | ...            | ...         | 9.5                  | 6.2           | 1.7                 | 7.3              | 7.9            |
| 2018    | 4.3               | ...            | ...         | 5.3                  | 5.0           | 2.3                 | 5.6              | 11.8           |
| 2019    | 5.0               | ...            | ...         | 6.9                  | 7.7           | 4.2                 | 7.8              | 8.1            |
| 2020    | 11.4              | ...            | ...         | 10.0                 | 12.9          | 17.8                | 13.8             | 21.0           |
| 2021    | 7.0               | ...            | ...         | 9.5                  | 7.0           | 6.0                 | 12.0             | 16.2           |
| 2021. 1 | 11.9              | 23.8           | 7.9         | 11.2                 | 11.9          | 17.6                | 13.3             | 19.7           |
| 2       | 11.5              | 23.8           | 8.1         | 12.1                 | 12.0          | 18.8                | 12.9             | 20.6           |
| 3       | 9.3               | 17.9           | 8.0         | 10.5                 | 9.1           | 15.6                | 8.3              | 18.3           |
| 4       | 8.5               | 17.5           | 7.9         | 10.3                 | 5.4           | 14.6                | 6.4              | 17.7           |
| 5       | 7.6               | 17.0           | 6.8         | 10.0                 | 4.9           | 11.2                | 6.1              | 16.3           |
| 6       | 7.6               | 18.4           | 5.2         | 10.2                 | 3.7           | 8.5                 | 6.7              | 16.5           |
| 7       | 7.9               | 19.3           | 4.6         | 10.0                 | 4.8           | 7.2                 | 7.4              | 16.9           |
| 8       | 8.0               | 17.1           | 4.1         | 9.6                  | 5.4           | 6.0                 | 7.8              | 15.9           |
| 9       | 7.6               | 17.4           | 3.7         | 8.3                  | 4.9           | 6.0                 | 7.1              | 15.8           |
| 10      | 7.6               | 15.6           | 3.7         | 7.7                  | 7.4           | 6.2                 | 8.2              | 16.3           |
| 11      | 7.4               | 15.0           | 3.5         | 7.9                  | 8.1           | 6.6                 | 10.1             | 18.2           |
| 12      | 7.1               | 15.4           | 3.4         | 7.0                  | 7.9           | 6.0                 | 12.0             | 16.2           |
| 2022. 1 | 6.4               | 13.6           | 3.3         | 6.4                  | 8.3           | 5.1                 | 12.3             | 15.4           |
| 2       | 6.3               | 13.9           | 3.2         | 5.8                  | 8.3           | 5.2                 | 11.7             | 15.9           |
| 3       | 6.3               | 11.9           | 3.1         | 5.3                  | 8.5           | 5.3                 | 12.3             | 15.2           |
| 4       | 6.5               | 11.4           | 3.1         | 5.0                  | 9.4           | 5.0                 | 12.8             | 16.5           |
| 5       | 6.1               | 12.0           | 2.8         | 5.8                  | 9.1           | 4.9                 | 12.4             | 17.6           |
| 6       | 6.1               | 12.0           | 3.0         | 4.9                  | ...           | 4.9                 | 13.3             | 17.6           |

주: 1) OECD에서 각국의 총유동성을 집계하여 발표한 수치, 월자료는 전년동월비임  
원 출처의 자료중단으로 인해 계절조정 자료를 게재

2) Lf(금융기관유동성)를 나타냄

자료: 한국은행 경제통계시스템, OECD 『Main Economic Indicators』



## 4. 단기이자율(3개월 이자율 및 수익률) <sup>1)</sup>

### Interest Rates/3-Month or 90-Day Rates and Yields

단위: 기간평균, 연리 %

In period averages, percent per annum

|         | 대한민국<br>Korea | 그리스<br>Greece | 노르웨이<br>Norway | 뉴질랜드<br>New Zealand | 덴마크<br>Denmark | 멕시코<br>Mexico | 미국<br>U.S.A. | 스웨덴<br>Sweden |
|---------|---------------|---------------|----------------|---------------------|----------------|---------------|--------------|---------------|
| 2016    | 1.49          | -0.26         | 1.07           | 2.33                | -0.15          | 4.57          | 0.64         | -0.66         |
| 2017    | 1.44          | -0.33         | 0.89           | 1.96                | -0.26          | 7.12          | 1.15         | -0.70         |
| 2018    | 1.68          | -0.32         | 1.07           | 1.95                | -0.30          | 8.06          | 2.19         | -0.69         |
| 2019    | 1.69          | -0.36         | 1.55           | 1.52                | -0.38          | 8.27          | 2.21         | -0.42         |
| 2020    | 0.92          | -0.43         | 0.70           | 0.48                | -0.24          | 5.67          | 0.53         | -0.14         |
| 2021    | 0.85          | -0.55         | 0.50           | 0.49                | -0.23          | 4.66          | 0.11         | -0.19         |
| 2021. 2 | 0.73          | -0.54         | 0.45           | 0.28                | -0.23          | 4.33          | 0.11         | -0.13         |
| 3       | 0.75          | -0.54         | 0.38           | 0.33                | -0.21          | 4.24          | 0.10         | -0.16         |
| 4       | 0.74          | -0.54         | 0.30           | 0.34                | -0.21          | 4.25          | 0.11         | -0.15         |
| 5       | 0.68          | -0.54         | 0.24           | 0.35                | -0.21          | 4.26          | 0.10         | -0.15         |
| 6       | 0.66          | -0.54         | 0.20           | 0.33                | -0.21          | 4.31          | 0.09         | -0.16         |
| 7       | 0.69          | -0.54         | 0.32           | 0.40                | -0.21          | 4.58          | 0.10         | -0.16         |
| 8       | 0.77          | -0.55         | 0.42           | 0.54                | -0.21          | 4.71          | 0.10         | -0.16         |
| 9       | 0.98          | -0.55         | 0.67           | 0.57                | -0.21          | 4.80          | 0.10         | -0.17         |
| 10      | 1.08          | -0.55         | 0.74           | 0.70                | -0.28          | 5.06          | 0.11         | -0.21         |
| 11      | 1.17          | -0.57         | 0.83           | 0.83                | -0.28          | 5.27          | 0.14         | -0.35         |
| 12      | 1.27          | -0.58         | 1.02           | 0.91                | -0.27          | 5.62          | 0.17         | -0.38         |
| 2022. 1 | 1.39          | -0.56         | 1.10           | 1.03                | -0.29          | 5.87          | 0.22         | -0.16         |
| 2       | 1.50          | -0.53         | 1.17           | 1.21                | -0.27          | 6.18          | 0.38         | -0.14         |
| 3       | 1.50          | -0.50         | 1.32           | 1.49                | -0.24          | 6.57          | 0.73         | -0.22         |
| 4       | 1.64          | -0.45         | 1.27           | 1.81                | -0.21          | 6.98          | 0.91         | -0.10         |
| 5       | 1.77          | -0.39         | 1.24           | 2.22                | -0.15          | 7.38          | 1.33         | 0.31          |
| 6       | 1.99          | -0.24         | 1.68           | 2.68                | 0.01           | 7.84          | 1.87         | 0.51          |
| 7       | 2.41          | 0.04          | 2.24           | 3.03                | 0.28           | 8.35          | 2.50         | 0.78          |

|         | 스위스<br>Switzerland | 아이슬란드<br>Iceland | 오스트레일리아<br>Australia | 이탈리아<br>Italy | 일본<br>Japan | 체코<br>Czech Republic | 폴란드<br>Poland | 홍콩 <sup>2)</sup><br>Hong Kong |
|---------|--------------------|------------------|----------------------|---------------|-------------|----------------------|---------------|-------------------------------|
| 2016    | -0.80              | 6.28             | 1.99                 | -0.26         | 0.07        | 0.29                 | 1.70          | 0.25                          |
| 2017    | -0.82              | 5.06             | 1.74                 | -0.33         | 0.06        | 0.41                 | 1.73          | 0.49                          |
| 2018    | -0.78              | 4.72             | 1.95                 | -0.32         | 0.07        | 1.27                 | 1.71          | 1.32                          |
| 2019    | -0.75              | 4.39             | 1.34                 | -0.36         | 0.03        | 2.12                 | 1.72          | 1.75                          |
| 2020    | -0.69              | 2.01             | 0.26                 | -0.43         | -0.04       | 0.86                 | 0.60          | 0.41                          |
| 2021    | -0.74              | 1.79             | 0.03                 | -0.55         | -0.07       | 1.13                 | 0.61          | 0.04                          |
| 2021. 2 | -0.73              | 1.38             | 0.01                 | -0.54         | -0.06       | 0.36                 | 0.21          | 0.04                          |
| 3       | -0.73              | 1.38             | 0.03                 | -0.54         | -0.07       | 0.36                 | 0.21          | 0.02                          |
| 4       | -0.73              | 1.35             | 0.04                 | -0.54         | -0.07       | 0.36                 | 0.21          | 0.01                          |
| 5       | -0.73              | 1.60             | 0.04                 | -0.54         | -0.07       | 0.37                 | 0.21          | 0.02                          |
| 6       | -0.73              | 1.60             | 0.03                 | -0.54         | -0.07       | 0.48                 | 0.21          | 0.01                          |
| 7       | -0.73              | 1.60             | 0.02                 | -0.54         | -0.07       | 0.69                 | 0.21          | ...                           |
| 8       | -0.88              | 1.86             | 0.01                 | -0.55         | -0.07       | 0.94                 | 0.22          | 0.01                          |
| 9       | -0.76              | 1.89             | 0.01                 | -0.55         | -0.07       | 1.11                 | 0.23          | ...                           |
| 10      | -0.72              | 2.15             | 0.04                 | -0.55         | -0.07       | 2.02                 | 0.74          | 0.02                          |
| 11      | -0.68              | 2.63             | 0.04                 | -0.57         | -0.07       | 2.97                 | 2.06          | 0.10                          |
| 12      | -0.72              | 2.65             | 0.06                 | -0.58         | -0.05       | 3.50                 | 2.54          | 0.15                          |
| 2022. 1 | -0.72              | 2.71             | 0.07                 | -0.56         | -0.05       | 4.21                 | 3.02          | 0.16                          |
| 2       | -0.55              | 3.43             | 0.07                 | -0.53         | -0.05       | 4.69                 | 3.65          | 0.16                          |
| 3       | -0.70              | 3.61             | 0.17                 | -0.50         | -0.05       | 4.86                 | 4.77          | 0.10                          |
| 4       | -0.69              | 3.75             | 0.41                 | -0.45         | -0.05       | 5.36                 | 6.05          | 0.18                          |
| 5       | -0.69              | 4.94             | 1.00                 | -0.39         | -0.05       | 5.97                 | 6.59          | 0.25                          |
| 6       | -0.40              | 5.49             | 1.60                 | -0.24         | 0.01        | 6.64                 | 7.05          | 0.97                          |
| 7       | ...                | 5.60             | 2.07                 | 0.04          | ...         | 7.30                 | 7.01          | 1.53                          |

주: 1) 은행간의 금리로 대상은 국가별로 상이함(한국: CD유통수익률 91일)

2) IMF 자료임

자료: 한국은행 경제통계시스템, OECD 『Main Economic Indicators』, IMF 『International Financial Statistics』

## 5. 장기국채수익률(10년 만기) <sup>1)</sup>

### Interest Rates/Long-term Government Bond Yields (10-year)

단위: 기간평균, 연리 %

In period averages, percent per annum

|         | 대한민국 <sup>2)</sup><br>Korea | 그리스<br>Greece | 네덜란드<br>Netherlands | 노르웨이<br>Norway | 뉴질랜드<br>New Zealand | 덴마크<br>Denmark | 독일<br>Germany | 라트비아<br>Latvia |
|---------|-----------------------------|---------------|---------------------|----------------|---------------------|----------------|---------------|----------------|
| 2016    | 1.75                        | 8.36          | 0.29                | 1.33           | 2.76                | 0.32           | 0.09          | 0.53           |
| 2017    | 2.28                        | 5.98          | 0.52                | 1.64           | 2.99                | 0.48           | 0.32          | 0.83           |
| 2018    | 2.50                        | 4.19          | 0.58                | 1.88           | 2.75                | 0.45           | 0.40          | 0.90           |
| 2019    | 1.70                        | 2.59          | -0.07               | 1.49           | 1.65                | -0.18          | -0.25         | 0.34           |
| 2020    | 1.50                        | 1.27          | -0.38               | 0.82           | 0.89                | -0.36          | -0.51         | -0.06          |
| 2021    | 2.07                        | 0.88          | -0.33               | 1.40           | 1.82                | -0.06          | -0.37         | -0.00          |
| 2021. 2 | 1.85                        | 0.81          | -0.39               | 1.28           | 1.46                | -0.28          | -0.45         | -0.25          |
| 3       | 2.04                        | 0.91          | -0.33               | 1.46           | 1.76                | -0.03          | -0.36         | -0.20          |
| 4       | 2.04                        | 0.88          | -0.30               | 1.42           | 1.68                | 0.00           | -0.33         | -0.21          |
| 5       | 2.13                        | 0.99          | -0.19               | 1.47           | 1.81                | 0.11           | -0.22         | -0.06          |
| 6       | 2.10                        | 0.81          | -0.24               | 1.47           | 1.76                | 0.11           | -0.29         | 0.14           |
| 7       | 1.98                        | 0.70          | -0.38               | 1.24           | 1.59                | -0.05          | -0.45         | 0.09           |
| 8       | 1.91                        | 0.59          | -0.48               | 1.23           | 1.65                | -0.16          | -0.54         | 0.00           |
| 9       | 2.06                        | 0.80          | -0.34               | 1.42           | 1.87                | -0.01          | -0.36         | 0.02           |
| 10      | 2.40                        | 0.96          | -0.18               | 1.68           | 2.21                | 0.10           | -0.20         | 0.17           |
| 11      | 2.36                        | 1.22          | -0.27               | 1.61           | 2.57                | 0.01           | -0.31         | 0.26           |
| 12      | 2.19                        | 1.29          | -0.32               | 1.54           | 2.38                | -0.08          | -0.38         | 0.30           |
| 2022. 1 | 2.49                        | 1.62          | -0.10               | 1.86           | 2.56                | 0.11           | -0.11         | 0.38           |
| 2       | 2.69                        | 2.46          | 0.24                | 2.11           | 2.74                | 0.46           | 0.15          | 0.79           |
| 3       | 2.78                        | 2.61          | 0.34                | 2.32           | 3.07                | 0.57           | 0.28          | 1.20           |
| 4       | 3.22                        | 2.89          | 0.85                | 2.72           | 3.47                | 1.04           | 0.75          | 1.59           |
| 5       | 3.30                        | 3.54          | 1.05                | 2.77           | 3.64                | 1.30           | 0.95          | 1.99           |
| 6       | 3.64                        | 3.93          | 1.82                | 3.03           | 3.98                | 1.84           | 1.45          | 2.55           |
| 7       | 3.30                        | 3.38          | ...                 | 2.89           | 3.67                | ...            | 1.08          | ...            |

|         | 룩셈부르크<br>Luxembourg | 리투아니아<br>Lithuania | 미 국<br>U.S.A. | 벨기에<br>Belgium | 스웨덴<br>Sweden | 스위스<br>Switzerland | 스페인<br>Spain | 슬로베니아<br>Slovenia |
|---------|---------------------|--------------------|---------------|----------------|---------------|--------------------|--------------|-------------------|
| 2016    | -0.18               | 0.90               | 1.84          | 0.48           | 0.52          | -0.36              | 1.39         | 1.15              |
| 2017    | 0.50                | 0.31               | 2.33          | 0.72           | 0.66          | -0.07              | 1.56         | 0.96              |
| 2018    | 0.56                | 0.31               | 2.91          | 0.80           | 0.65          | 0.03               | 1.42         | 0.93              |
| 2019    | -0.12               | 0.31               | 2.14          | 0.19           | 0.05          | -0.49              | 0.66         | 0.28              |
| 2020    | -0.41               | 0.22               | 0.89          | -0.15          | -0.04         | -0.52              | 0.38         | 0.08              |
| 2021    | -0.36               | 0.16               | 1.44          | -0.01          | 0.27          | -0.23              | 0.35         | 0.07              |
| 2021. 2 | -0.45               | 0.16               | 1.26          | -0.21          | 0.25          | -0.23              | 0.23         | 0.02              |
| 3       | -0.40               | 0.16               | 1.61          | -0.04          | 0.40          | -0.27              | 0.31         | 0.03              |
| 4       | -0.38               | 0.16               | 1.64          | 0.04           | 0.37          | -0.21              | 0.37         | 0.02              |
| 5       | -0.31               | 0.16               | 1.62          | 0.18           | 0.42          | -0.13              | 0.52         | 0.21              |
| 6       | -0.33               | 0.16               | 1.52          | 0.12           | 0.36          | -0.20              | 0.45         | 0.15              |
| 7       | -0.40               | 0.16               | 1.32          | -0.03          | 0.18          | -0.37              | 0.33         | 0.14              |
| 8       | -0.47               | 0.16               | 1.28          | -0.14          | 0.11          | -0.35              | 0.22         | -0.09             |
| 9       | -0.37               | 0.16               | 1.37          | 0.01           | 0.27          | -0.17              | 0.33         | 0.05              |
| 10      | -0.20               | 0.16               | 1.58          | 0.16           | 0.38          | -0.05              | 0.47         | 0.17              |
| 11      | -0.21               | 0.16               | 1.56          | 0.07           | 0.27          | -0.23              | 0.48         | 0.15              |
| 12      | -0.22               | 0.16               | 1.47          | 0.03           | 0.14          | -0.13              | 0.41         | 0.17              |
| 2022. 1 | -0.04               | 0.16               | 1.76          | 0.26           | 0.36          | 0.05               | 0.66         | 0.40              |
| 2       | 0.40                | 0.16               | 1.93          | 0.59           | 0.61          | 0.26               | 1.11         | 0.70              |
| 3       | 0.55                | 0.16               | 2.13          | 0.79           | 0.82          | 0.68               | 1.23         | 1.04              |
| 4       | 1.07                | 0.16               | 2.75          | 1.30           | 1.47          | 0.82               | 1.69         | 1.55              |
| 5       | 1.23                | 0.16               | 2.90          | 1.58           | 1.77          | 0.78               | 2.05         | 1.82              |
| 6       | 1.78                | 0.16               | 3.14          | 2.13           | 1.86          | 1.15               | 2.65         | 2.09              |
| 7       | ...                 | ...                | 2.90          | 1.80           | 1.53          | 0.52               | 2.33         | ...               |

주: 1) 장기국채수익률의 대상은 국가별로 상이함

2) 국고채 10년

자료: 한국은행 경제통계시스템, OECD 『Main Economic Indicators』

## 5. 장기국채수익률(10년 만기)(계속) <sup>1)</sup>

### Interest Rates/Long-term Government Bond Yields (10-year)(Cont'd)

단위: 기간평균, 연리 %

In period averages, percent per annum

|         | 아이슬란드<br>Iceland | 아일랜드<br>Ireland | 에스토니아<br>Estonia | 영국<br>U.K. | 오스트레일리아<br>Australia | 오스트리아<br>Austria | 이스라엘<br>Israel | 이탈리아<br>Italy |
|---------|------------------|-----------------|------------------|------------|----------------------|------------------|----------------|---------------|
| 2016    | 2.78             | 0.74            | ...              | 1.31       | 2.34                 | 0.38             | 1.88           | 1.49          |
| 2017    | 2.22             | 0.80            | ...              | 1.24       | 2.64                 | 0.58             | 1.91           | 2.11          |
| 2018    | 1.84             | 0.95            | ...              | 1.46       | 2.68                 | 0.69             | 1.99           | 2.61          |
| 2019    | 1.09             | 0.33            | ...              | 0.94       | 1.49                 | 0.06             | 1.47           | 1.95          |
| 2020    | 0.34             | -0.06           | ...              | 0.37       | 0.92                 | -0.22            | 0.78           | 1.17          |
| 2021    | 0.78             | 0.06            | 0.06             | 0.79       | 1.47                 | -0.09            | 1.12           | 0.81          |
| 2021. 2 | 1.03             | -0.06           | -0.11            | 0.62       | 1.32                 | -0.20            | 0.98           | 0.59          |
| 3       | 0.87             | 0.03            | 0.05             | 0.85       | 1.69                 | -0.09            | 1.13           | 0.70          |
| 4       | 0.84             | 0.08            | 0.09             | 0.85       | 1.65                 | -0.04            | 1.06           | 0.80          |
| 5       | 0.87             | 0.24            | 0.16             | 0.91       | 1.62                 | 0.08             | 1.18           | 0.98          |
| 6       | 0.82             | 0.18            | 0.13             | 0.85       | 1.52                 | 0.02             | 1.19           | 0.88          |
| 7       | 0.75             | 0.03            | 0.09             | 0.70       | 1.25                 | -0.13            | 1.05           | 0.75          |
| 8       | 0.67             | -0.08           | 0.02             | 0.64       | 1.12                 | -0.22            | 0.97           | 0.63          |
| 9       | 0.57             | 0.07            | 0.03             | 0.80       | 1.28                 | -0.08            | 1.07           | 0.78          |
| 10      | 0.70             | 0.22            | 0.18             | 1.08       | 1.72                 | 0.08             | 1.40           | 0.95          |
| 11      | 0.63             | 0.19            | 0.20             | 0.94       | 1.81                 | -0.01            | 1.34           | 1.01          |
| 12      | 0.68             | 0.10            | 0.11             | 0.84       | 1.61                 | -0.05            | 1.21           | 1.05          |
| 2022. 1 | 0.89             | 0.38            | 0.31             | 1.21       | 1.88                 | 0.18             | 1.43           | 1.35          |
| 2       | 0.58             | 0.78            | 0.79             | 1.49       | 2.11                 | 0.54             | 1.76           | 1.79          |
| 3       | 0.49             | 0.93            | 1.20             | 1.55       | 2.50                 | 0.72             | 2.11           | 1.85          |
| 4       | 0.71             | 1.40            | 1.49             | 1.84       | 3.01                 | 1.29             | 2.36           | 2.44          |
| 5       | 0.82             | 1.63            | 1.91             | 1.91       | 3.38                 | 1.54             | 2.56           | 2.99          |
| 6       | 0.94             | 2.13            | 2.48             | 2.38       | 3.77                 | 2.07             | 2.98           | 3.64          |
| 7       | 1.05             | ...             | ...              | 2.15       | 3.42                 | 1.70             | 2.60           | 3.36          |

|         | 일본<br>Japan | 체코<br>Czech Republic | 캐나다<br>Canada | 콜롬비아<br>Colombia | 포르투갈<br>Portugal | 프랑스<br>France | 핀란드<br>Finland | 헝가리<br>Hungary |
|---------|-------------|----------------------|---------------|------------------|------------------|---------------|----------------|----------------|
| 2016    | -0.07       | 0.43                 | 1.25          | 7.92             | 3.17             | 0.47          | 0.37           | 3.14           |
| 2017    | 0.05        | 0.98                 | 1.78          | 6.82             | 3.05             | 0.81          | 0.55           | 2.96           |
| 2018    | 0.07        | 1.98                 | 2.28          | 7.01             | 1.84             | 0.78          | 0.66           | 3.06           |
| 2019    | -0.11       | 1.55                 | 1.59          | 6.50             | 0.76             | 0.13          | 0.07           | 2.47           |
| 2020    | -0.01       | 1.13                 | 0.75          | 6.33             | 0.42             | -0.15         | -0.22          | 2.23           |
| 2021    | 0.07        | 1.90                 | 1.36          | 7.62             | 0.30             | 0.01          | -0.10          | 3.06           |
| 2021. 2 | 0.15        | 1.49                 | 1.10          | 6.44             | 0.16             | -0.15         | -0.22          | 2.43           |
| 3       | 0.12        | 1.87                 | 1.50          | 7.45             | 0.23             | -0.07         | -0.12          | 2.68           |
| 4       | 0.09        | 1.86                 | 1.52          | 7.46             | 0.35             | -0.01         | -0.08          | 2.69           |
| 5       | 0.08        | 1.74                 | 1.52          | 7.75             | 0.53             | 0.21          | 0.05           | 2.94           |
| 6       | 0.05        | 1.67                 | 1.43          | 7.58             | 0.43             | 0.15          | -0.02          | 2.85           |
| 7       | 0.02        | 1.72                 | 1.25          | 7.60             | 0.27             | -0.01         | -0.10          | 2.83           |
| 8       | 0.02        | 1.74                 | 1.19          | 7.60             | 0.14             | -0.11         | -0.22          | 2.84           |
| 9       | 0.07        | 1.90                 | 1.26          | 8.05             | 0.26             | 0.04          | -0.08          | 3.09           |
| 10      | 0.10        | 2.34                 | 1.60          | 8.40             | 0.39             | 0.20          | 0.08           | 3.69           |
| 11      | 0.05        | 2.62                 | 1.69          | 8.80             | 0.39             | 0.09          | 0.00           | 4.07           |
| 12      | 0.07        | 2.62                 | 1.45          | 8.46             | 0.36             | 0.05          | -0.06          | 4.40           |
| 2022. 1 | 0.17        | 3.12                 | 1.76          | 9.26             | 0.58             | 0.31          | 0.18           | 4.71           |
| 2       | 0.18        | 3.03                 | 1.88          | 9.37             | 1.06             | 0.68          | 0.51           | 4.86           |
| 3       | 0.21        | 3.53                 | 2.13          | 9.97             | 1.16             | 0.78          | 0.72           | 5.92           |
| 4       | 0.22        | 4.01                 | 2.70          | 10.54            | 1.76             | 1.28          | 1.18           | 6.59           |
| 5       | 0.24        | 4.61                 | 2.92          | 10.78            | 2.14             | 1.52          | 1.45           | 7.20           |
| 6       | 0.23        | 5.12                 | 3.32          | 11.61            | 2.65             | 2.06          | 2.07           | 7.95           |
| 7       | 0.18        | ...                  | 3.04          | 12.62            | 2.26             | 1.72          | 1.71           | 8.51           |

## 6. 예금금리 <sup>1)</sup>

### Deposit Rates

단위: 연리 %

In percent per annum

|         | 대한민국 <sup>2)3)</sup><br>Korea | 나이지리아<br>Nigeria | 남아프리카공화국<br>South Africa | 노르웨이<br>Norway | 뉴질랜드<br>New Zealand | 러시아<br>Russia |
|---------|-------------------------------|------------------|--------------------------|----------------|---------------------|---------------|
| 2016    | 1.48                          | 7.50             | 7.17                     | 0.76           | 3.23                | 6.97          |
| 2017    | 1.56                          | 9.55             | 7.25                     | 0.72           | 3.30                | 5.86          |
| 2018    | 1.87                          | 9.70             | 7.00                     | 0.73           | 3.26                | 5.36          |
| 2019    | 1.75                          | 8.90             | 7.01                     | 0.93           | 3.00                | 5.40          |
| 2020    | 1.05                          | 4.65             | 4.88                     | 0.60           | 1.68                | 3.77          |
| 2021    | 1.08                          | 4.21             | 3.82                     | 0.30           | 1.02                | 3.49          |
| 2021. 1 | 0.87                          | 2.88             | 3.80                     | 0.33           | 0.82                | 3.36          |
| 2       | 0.85                          | 3.13             | 3.75                     | 0.32           | 0.82                | 3.16          |
| 3       | 0.86                          | 3.05             | 3.74                     | 0.31           | 0.82                | 3.22          |
| 4       | 0.84                          | 3.32             | 3.77                     | 0.28           | 0.83                | 3.32          |
| 5       | 0.83                          | 4.00             | 3.79                     | 0.27           | 0.82                | 3.30          |
| 6       | 0.94                          | 4.96             | 3.80                     | 0.26           | 0.82                | 3.41          |
| 7       | 0.97                          | 4.78             | 3.79                     | 0.26           | 0.98                | 3.62          |
| 8       | 1.03                          | 4.80             | 3.78                     | 0.26           | 1.01                | 3.86          |
| 9       | 1.17                          | 4.65             | 3.80                     | 0.29           | 1.06                | 4.14          |
| 10      | 1.29                          | 5.02             | 3.81                     | 0.31           | 1.32                | 4.33          |
| 11      | 1.57                          | 4.96             | 3.97                     | 0.35           | 1.40                | 4.62          |
| 12      | 1.70                          | 4.94             | 3.98                     | 0.38           | 1.48                | ...           |
| 2022. 1 | 1.65                          | 5.00             | 4.11                     | 0.43           | 1.48                | ...           |
| 2       | 1.70                          | ...              | 4.22                     | 0.46           | 1.60                | ...           |
| 3       | 1.74                          | ...              | 4.41                     | 0.51           | 1.88                | ...           |
| 4       | 1.87                          | ...              | 4.44                     | 0.51           | 2.15                | ...           |
| 5       | 2.02                          | ...              | 4.74                     | 0.55           | 2.31                | ...           |
| 6       | 2.41                          | ...              | ...                      | ...            | 2.77                | ...           |

|         | 루마니아<br>Romania | 말레이시아<br>Malaysia | 멕시코<br>Mexico | 브라질<br>Brazil | 스위스<br>Switzerland | 싱가포르<br>Singapore | 아르헨티나<br>Argentina |
|---------|-----------------|-------------------|---------------|---------------|--------------------|-------------------|--------------------|
| 2016    | 1.11            | 3.03              | 1.29          | 12.45         | -0.20              | 0.19              | 24.28              |
| 2017    | 0.89            | 2.92              | 2.70          | 8.51          | -0.27              | 0.14              | 19.00              |
| 2018    | 1.30            | 3.14              | 3.27          | 6.87          | -0.32              | 0.16              | 31.92              |
| 2019    | 1.79            | 2.98              | 3.53          | 5.43          | -0.35              | 0.20              | 47.29              |
| 2020    | 1.93            | 1.95              | 1.46          | 2.20          | -0.38              | 0.18              | 29.32              |
| 2021    | 1.58            | 1.56              | 0.65          | 4.35          | -0.42              | 0.12              | 33.55              |
| 2021. 1 | 1.64            | 1.57              | 0.55          | 1.91          | -0.40              | 0.13              | 33.58              |
| 2       | 1.58            | 1.58              | 0.50          | 1.84          | -0.40              | 0.12              | 33.52              |
| 3       | 1.56            | 1.56              | 0.46          | 2.21          | -0.40              | 0.12              | 33.48              |
| 4       | 1.50            | 1.56              | 0.46          | 2.68          | -0.40              | 0.12              | 33.49              |
| 5       | 1.46            | 1.56              | 0.46          | 3.29          | -0.40              | 0.12              | 33.44              |
| 6       | 1.54            | 1.56              | 0.45          | 3.66          | -0.43              | 0.12              | 33.54              |
| 7       | 1.53            | 1.56              | 0.59          | 4.08          | -0.43              | ...               | 33.63              |
| 8       | 1.52            | 1.55              | 0.63          | 4.92          | -0.43              | ...               | 33.56              |
| 9       | 1.53            | 1.56              | 0.72          | 5.28          | -0.43              | ...               | 33.63              |
| 10      | 1.62            | 1.56              | 0.84          | 6.22          | -0.43              | ...               | 33.63              |
| 11      | 1.70            | 1.56              | 0.95          | 7.56          | -0.44              | ...               | 33.53              |
| 12      | 1.77            | 1.57              | 1.13          | 8.53          | -0.44              | ...               | 33.51              |
| 2022. 1 | 1.83            | 1.55              | 1.29          | 8.86          | -0.45              | ...               | 35.89              |
| 2       | 2.03            | 1.55              | 1.47          | 10.27         | -0.47              | ...               | 37.36              |
| 3       | 2.38            | 1.56              | 1.73          | 10.56         | -0.46              | ...               | 39.47              |
| 4       | 2.74            | 1.56              | 1.87          | 5.86          | ...                | ...               | 42.25              |
| 5       | ...             | 1.77              | 2.04          | ...           | ...                | ...               | 44.46              |
| 6       | ...             | 1.79              | ...           | ...           | ...                | ...               | 47.44              |

주: 1) 예금금리의 대상은 국가별로 상이함

2) 해당기간 중 신규취급된 예금의 가중평균금리(외국은행 국내지점 제외)로서 연자료는 월 금리의 12개월 단순평균금리

3) 수시입출식저축성예금을 제외한 순수저축성예금 및 시장형금융상품 수신금리

자료: 한국은행 경제통계시스템, IMF 『International Financial Statistics』

## 6. 예금금리(계속) <sup>1)</sup>

### Deposit Rates (Cont'd)

단위: 연리 %

In percent per annum

|         | 알바니아<br>Albania | 이집트<br>Egypt | 인도네시아<br>Indonesia | 중국<br>China | 체코<br>Czech Republic | 칠레<br>Chile | 코스타리카<br>Costa Rica |
|---------|-----------------|--------------|--------------------|-------------|----------------------|-------------|---------------------|
| 2016    | 0.83            | 7.86         | 7.17               | 1.50        | 0.37                 | 3.82        | 1.21                |
| 2017    | 0.77            | 12.09        | 6.52               | 1.50        | 0.28                 | 2.94        | 2.79                |
| 2018    | 0.75            | 12.32        | 6.13               | 1.50        | 0.28                 | 2.70        | 4.02                |
| 2019    | 0.49            | 10.95        | 6.69               | 1.50        | 0.39                 | 2.53        | 4.64                |
| 2020    | 0.41            | 7.78         | 5.50               | 1.50        | 0.30                 | 0.86        | 2.58                |
| 2021    | 0.41            | 7.40         | 3.67               | 1.50        | 0.23                 | 1.28        | 1.61                |
| 2021. 1 | 0.41            | 7.30         | 4.33               | 1.50        | 0.21                 | 0.45        | 1.97                |
| 2       | 0.40            | 7.40         | 4.16               | 1.50        | 0.20                 | 0.43        | 1.88                |
| 3       | 0.40            | 7.50         | 3.96               | 1.50        | 0.19                 | 0.44        | 1.82                |
| 4       | 0.42            | 7.40         | 3.84               | 1.50        | 0.19                 | 0.45        | 1.80                |
| 5       | 0.38            | 7.30         | 3.75               | 1.50        | 0.19                 | 0.45        | 1.69                |
| 6       | 0.40            | 7.40         | 3.64               | 1.50        | 0.19                 | 0.48        | 1.69                |
| 7       | 0.42            | 7.50         | 3.56               | 1.50        | 0.19                 | 0.65        | 1.65                |
| 8       | 0.43            | 7.50         | 3.50               | 1.50        | 0.19                 | 0.85        | 1.47                |
| 9       | 0.40            | 7.20         | 3.41               | 1.50        | 0.20                 | 1.65        | 1.36                |
| 10      | 0.41            | 7.40         | 3.36               | 1.50        | 0.24                 | 2.49        | 1.33                |
| 11      | 0.43            | 7.40         | 3.29               | 1.50        | 0.36                 | 3.03        | 1.34                |
| 12      | 0.42            | 7.50         | 3.19               | 1.50        | 0.44                 | 3.94        | 1.31                |
| 2022. 1 | 0.39            | 7.30         | 3.14               | 1.50        | ...                  | 4.68        | 1.34                |
| 2       | 0.38            | 7.20         | 3.05               | 1.50        | ...                  | 5.77        | 1.52                |
| 3       | 0.48            | 7.40         | 3.02               | 1.50        | ...                  | 6.60        | 1.34                |
| 4       | 0.79            | 7.60         | 2.99               | 1.50        | ...                  | ...         | 1.34                |
| 5       | 0.90            | 7.80         | 2.98               | 1.50        | ...                  | ...         | 1.41                |
| 6       | 0.92            | ...          | ...                | 1.50        | ...                  | ...         | 1.91                |

|         | 콜롬비아<br>Colombia | 태국<br>Thailand | 튀르키예<br>Turkiye | 파키스탄<br>Pakistan | 페루<br>Peru | 헝가리<br>Hungary | 홍콩<br>Hong Kong |
|---------|------------------|----------------|-----------------|------------------|------------|----------------|-----------------|
| 2016    | 6.78             | 1.30           | 14.61           | 4.83             | 4.91       | 0.58           | 0.01            |
| 2017    | 5.99             | 1.29           | 15.29           | 4.48             | 4.45       | 0.12           | 0.01            |
| 2018    | 4.71             | 1.29           | 23.28           | 5.23             | 3.34       | 0.06           | 0.04            |
| 2019    | 4.50             | 1.42           | 25.41           | 9.13             | 3.67       | 0.10           | 0.14            |
| 2020    | 3.38             | 0.62           | 13.36           | 7.47             | 1.86       | 0.47           | 0.06            |
| 2021    | 2.07             | 0.41           | 20.70           | 5.75             | 0.70       | 1.01           | 0.02            |
| 2021. 1 | 1.91             | 0.48           | 19.45           | 5.56             | 0.48       | 0.48           | 0.02            |
| 2       | 1.81             | 0.47           | 19.45           | 5.52             | 0.47       | 0.50           | 0.02            |
| 3       | 1.77             | 0.43           | 20.25           | 5.55             | 0.47       | 0.51           | 0.02            |
| 4       | 1.76             | 0.42           | 20.25           | 5.52             | 0.46       | 0.54           | 0.02            |
| 5       | 1.82             | 0.41           | 20.25           | 5.51             | 0.46       | 0.53           | 0.02            |
| 6       | 1.91             | ...            | 20.25           | 5.60             | 0.49       | 0.57           | 0.02            |
| 7       | 1.90             | 0.39           | 20.00           | 5.56             | 0.57       | 0.74           | 0.02            |
| 8       | 1.99             | 0.38           | 20.00           | 5.58             | 0.64       | 0.98           | 0.02            |
| 9       | 2.05             | 0.38           | 20.00           | 5.65             | 0.73       | 1.31           | 0.02            |
| 10      | 2.22             | 0.37           | 20.00           | 5.75             | 0.84       | 1.42           | 0.02            |
| 11      | 2.65             | 0.37           | 19.00           | 5.97             | 1.06       | 1.87           | 0.02            |
| 12      | 3.08             | 0.37           | 29.50           | 7.25             | 1.69       | 2.72           | 0.02            |
| 2022. 1 | 3.47             | ...            | 28.00           | ...              | 2.07       | ...            | 0.02            |
| 2       | 4.31             | 0.42           | 22.50           | ...              | 2.68       | ...            | 0.02            |
| 3       | 4.97             | 0.42           | 21.19           | ...              | 3.20       | ...            | 0.02            |
| 4       | 5.97             | 0.42           | 20.65           | ...              | 3.62       | ...            | 0.02            |
| 5       | 7.04             | 0.42           | ...             | ...              | 4.25       | ...            | 0.02            |
| 6       | 7.72             | 0.42           | ...             | ...              | 5.03       | ...            | 0.02            |

## 7. 대출금리 <sup>1)</sup>

### Lending Rates

단위: 연리 %

In percent per annum

|         | 대한민국 <sup>2)3)</sup><br>Korea | 나이지리아<br>Nigeria | 남아프리카공화국<br>South Africa | 러시아<br>Russia | 루마니아<br>Romania | 말레이시아<br>Malaysia |
|---------|-------------------------------|------------------|--------------------------|---------------|-----------------|-------------------|
| 2016    | 3.37                          | 16.87            | 10.46                    | 12.60         | 5.71            | 4.53              |
| 2017    | 3.48                          | 17.55            | 10.38                    | 10.56         | 5.56            | 4.61              |
| 2018    | 3.66                          | 16.90            | 10.08                    | 8.87          | 6.81            | 4.93              |
| 2019    | 3.45                          | 15.38            | 10.13                    | 8.75          | 7.16            | 4.88              |
| 2020    | 2.80                          | 13.64            | 7.71                     | 6.78          | 6.49            | 3.94              |
| 2021    | 2.88                          | 11.48            | 7.04                     | 6.73          | 5.61            | 3.44              |
| 2021. 1 | 2.72                          | 11.25            | 7.00                     | 6.10          | 5.96            | 3.44              |
| 2       | 2.74                          | 11.21            | 7.00                     | 6.01          | 5.85            | 3.49              |
| 3       | 2.77                          | 11.13            | 7.00                     | 6.03          | 5.79            | 3.47              |
| 4       | 2.74                          | 11.24            | 7.00                     | 6.11          | 5.67            | 3.45              |
| 5       | 2.72                          | 11.29            | 7.00                     | 6.49          | 5.61            | 3.42              |
| 6       | 2.77                          | 11.67            | 7.00                     | 6.65          | 5.56            | 3.47              |
| 7       | 2.77                          | 11.57            | 7.00                     | 7.21          | 5.45            | 3.43              |
| 8       | 2.87                          | 11.62            | 7.00                     | 7.98          | 5.41            | 3.40              |
| 9       | 2.96                          | 11.73            | 7.00                     | 7.99          | 5.40            | 3.45              |
| 10      | 3.07                          | 11.61            | 7.00                     | 8.14          | 5.47            | 3.42              |
| 11      | 3.23                          | 11.80            | 7.25                     | 8.45          | 5.53            | 3.44              |
| 12      | 3.25                          | 11.68            | 7.25                     | ...           | 5.67            | 3.45              |
| 2022. 1 | 3.45                          | 11.68            | 7.50                     | ...           | 6.01            | 3.44              |
| 2       | 3.51                          | ...              | 7.50                     | ...           | 6.07            | 3.48              |
| 3       | 3.50                          | ...              | 7.75                     | ...           | 6.34            | 3.48              |
| 4       | 3.57                          | ...              | 7.75                     | ...           | 6.90            | 3.56              |
| 5       | 3.68                          | ...              | 8.25                     | ...           | ...             | 3.68              |
| 6       | 3.90                          | ...              | 8.25                     | ...           | ...             | 3.79              |

|         | 멕시코<br>Mexico | 미국<br>U.S.A. | 브라질<br>Brazil | 스위스<br>Switzerland | 싱가포르<br>Singapore | 아르헨티나<br>Argentina |
|---------|---------------|--------------|---------------|--------------------|-------------------|--------------------|
| 2016    | 4.75          | 3.51         | 52.10         | 2.65               | 5.35              | 31.23              |
| 2017    | 7.33          | 4.10         | 46.92         | 2.63               | 5.28              | 26.58              |
| 2018    | 8.04          | 4.90         | 39.08         | 2.63               | 5.33              | 48.52              |
| 2019    | 8.43          | 5.28         | 37.48         | 2.63               | 5.25              | 67.25              |
| 2020    | 6.34          | 3.54         | 29.04         | 2.63               | 5.25              | 29.39              |
| 2021    | 4.89          | 3.25         | 30.02         | 2.64               | 5.25              | 35.56              |
| 2021. 1 | 5.01          | 3.25         | 28.50         | 2.65               | 5.25              | 34.73              |
| 2       | 4.78          | 3.25         | 28.10         | 2.65               | 5.25              | 34.92              |
| 3       | 4.61          | 3.25         | 28.40         | 2.64               | 5.25              | 36.08              |
| 4       | 4.48          | 3.25         | 29.20         | 2.64               | 5.25              | 36.44              |
| 5       | 4.50          | 3.25         | 28.50         | 2.64               | 5.25              | 35.88              |
| 6       | 4.51          | 3.25         | 28.40         | 2.64               | 5.25              | 35.83              |
| 7       | 4.70          | 3.25         | 28.80         | 2.64               | ...               | 35.80              |
| 8       | 4.81          | 3.25         | 29.80         | 2.64               | ...               | 35.52              |
| 9       | 4.92          | ...          | 30.50         | 2.64               | ...               | 35.73              |
| 10      | 5.21          | ...          | 32.50         | 2.63               | ...               | 35.22              |
| 11      | 5.39          | ...          | 33.70         | 2.63               | ...               | 35.18              |
| 12      | 5.78          | ...          | 33.80         | 2.63               | ...               | 35.36              |
| 2022. 1 | 5.97          | ...          | 35.30         | 2.63               | ...               | 35.67              |
| 2       | 6.44          | ...          | 36.50         | 2.63               | ...               | 35.98              |
| 3       | 6.61          | ...          | ...           | 2.63               | ...               | 37.19              |
| 4       | 7.05          | ...          | ...           | ...                | ...               | 38.98              |
| 5       | 7.29          | ...          | ...           | ...                | ...               | 40.64              |
| 6       | 7.74          | ...          | ...           | ...                | ...               | 42.52              |

주: 1) 대출금리의 대상은 국가별로 상이함

2) 해당기간 중 신규취급된 대출금의 가중평균금리(외국은행 국내지점 제외)로서 연자료는 월 금리의 12개월 단순평균금리

3) 당좌대출 및 마이너스통장대출 제외

자료: 한국은행 경제통계시스템, IMF 『International Financial Statistics』

## 7. 대출금리(계속) <sup>1)</sup>

### Lending Rates (Cont'd)

단위: 연리 %

In percent per annum

|         | 아이슬란드<br>Iceland | 알바니아<br>Albania | 이탈리아<br>Italy | 이집트<br>Egypt | 인도네시아<br>Indonesia | 중 국<br>China | 체 코<br>Czech Republic |
|---------|------------------|-----------------|---------------|--------------|--------------------|--------------|-----------------------|
| 2016    | 8.24             | 6.73            | 3.50          | 13.60        | 11.89              | 4.35         | 3.91                  |
| 2017    | 7.26             | 6.22            | 3.00          | 18.18        | 11.07              | 4.35         | 3.59                  |
| 2018    | 6.96             | 5.93            | 2.68          | 18.32        | 10.54              | 4.35         | 3.54                  |
| 2019    | 6.95             | 6.28            | 2.60          | 16.12        | 10.37              | 4.35         | 3.69                  |
| 2020    | 5.76             | 6.12            | 2.33          | 11.37        | 9.54               | 4.35         | 3.34                  |
| 2021    | 5.40             | 6.02            | 2.03          | 9.43         | 8.92               | 4.35         | 3.20                  |
| 2021. 1 | 5.33             | 6.85            | 2.21          | 9.50         | 9.21               | 4.35         | 3.16                  |
| 2       | 5.23             | 6.56            | 2.17          | 9.50         | 9.17               | 4.35         | 3.14                  |
| 3       | 5.10             | 5.35            | 2.08          | 9.50         | 9.06               | 4.35         | 3.12                  |
| 4       | 5.10             | 6.34            | 2.10          | 9.40         | 9.03               | 4.35         | 3.09                  |
| 5       | 5.03             | 5.79            | 2.08          | 9.60         | 8.96               | 4.35         | 3.08                  |
| 6       | 5.40             | 5.89            | 2.00          | 9.40         | 8.96               | 4.35         | 3.10                  |
| 7       | 5.17             | 6.50            | 1.96          | 9.40         | 8.94               | 4.35         | 3.11                  |
| 8       | 5.43             | 5.83            | 1.98          | 9.40         | 8.87               | 4.35         | 3.12                  |
| 9       | 5.57             | 5.69            | 1.98          | 9.30         | 8.81               | 4.35         | 3.16                  |
| 10      | 5.69             | 5.88            | 1.95          | 9.30         | 8.75               | 4.35         | 3.25                  |
| 11      | 5.78             | 5.65            | 1.95          | 9.30         | 8.72               | 4.35         | 3.42                  |
| 12      | 6.02             | 5.93            | 1.85          | 9.50         | 8.59               | 4.35         | 3.65                  |
| 2022. 1 | 6.01             | 6.56            | ...           | 9.50         | 8.62               | 4.35         | ...                   |
| 2       | 6.02             | 6.40            | ...           | 9.50         | 8.58               | 4.35         | ...                   |
| 3       | 6.31             | 6.01            | ...           | 9.70         | 8.59               | 4.35         | ...                   |
| 4       | 6.08             | 6.69            | ...           | 9.90         | 8.49               | 4.35         | ...                   |
| 5       | 6.83             | 6.57            | ...           | 10.40        | 8.48               | 4.35         | ...                   |
| 6       | 7.22             | 5.70            | ...           | ...          | ...                | 4.35         | ...                   |

|         | 코스타리카<br>Costa Rica | 콜롬비아<br>Colombia | 태 국<br>Thailand | 파키스탄<br>Pakistan | 페루<br>Peru | 헝가리<br>Hungary | 홍 콩<br>Hong Kong |
|---------|---------------------|------------------|-----------------|------------------|------------|----------------|------------------|
| 2016    | 11.64               | 14.65            | 4.47            | 8.76             | 16.47      | 2.09           | 5.00             |
| 2017    | 11.37               | 13.69            | 4.42            | 8.21             | 16.79      | 1.48           | 5.00             |
| 2018    | 11.12               | 12.11            | 4.15            | 8.53             | 14.54      | 1.47           | 5.04             |
| 2019    | 8.75                | 11.77            | 4.08            | 12.23            | 14.39      | 1.79           | 5.10             |
| 2020    | 6.64                | 9.85             | 3.29            | 10.76            | 12.94      | 1.96           | 5.00             |
| 2021    | 5.51                | 9.34             | 3.06            | 8.67             | 10.98      | 2.97           | 5.00             |
| 2021. 1 | 5.07                | 9.35             | 3.07            | 8.62             | 12.03      | 2.13           | 5.00             |
| 2       | 5.88                | 9.02             | 3.07            | 8.67             | 11.88      | 2.84           | 5.00             |
| 3       | 4.93                | 8.95             | 3.07            | 8.59             | 11.14      | 2.04           | 5.00             |
| 4       | 5.95                | 8.71             | 3.10            | 8.71             | 11.08      | 2.31           | 5.00             |
| 5       | 6.41                | 8.20             | 3.06            | 8.63             | 10.80      | 2.18           | 5.00             |
| 6       | 6.29                | 8.85             | ...             | 8.69             | 10.68      | 2.82           | 5.00             |
| 7       | 5.18                | 9.43             | 3.07            | 8.53             | 10.68      | 2.79           | 5.00             |
| 8       | 6.28                | 9.43             | 3.06            | 8.55             | 10.69      | 3.03           | 5.00             |
| 9       | 5.25                | 9.52             | 3.04            | 8.39             | 10.49      | 3.31           | 5.00             |
| 10      | 5.45                | 9.91             | 3.04            | 8.60             | 10.56      | 3.24           | 5.00             |
| 11      | 5.16                | 10.75            | 3.05            | 8.68             | 10.73      | 3.73           | 5.00             |
| 12      | 4.29                | 9.93             | 3.03            | 9.33             | 10.99      | 5.22           | 5.00             |
| 2022. 1 | 5.41                | 11.75            | ...             | ...              | 11.13      | ...            | 5.00             |
| 2       | 6.98                | 11.59            | 3.03            | ...              | 11.29      | ...            | 5.00             |
| 3       | 4.46                | 12.26            | 3.02            | ...              | 11.52      | ...            | 5.00             |
| 4       | 5.52                | 13.02            | 3.02            | ...              | 11.85      | ...            | 5.00             |
| 5       | 6.10                | 14.03            | 3.02            | ...              | 12.12      | ...            | 5.00             |
| 6       | 6.03                | 14.44            | 3.04            | ...              | 12.49      | ...            | 5.00             |

## 8. 국제금리 International Interest Rates

단위: 기간평균, 연리 %

In period averages, percent per annum

|         | 정 부 채         |                |                     |                |                   |               |                | Government bonds |  |  |  |  |  |  |
|---------|---------------|----------------|---------------------|----------------|-------------------|---------------|----------------|------------------|--|--|--|--|--|--|
|         | 대한민국<br>Korea | 노르웨이<br>Norway | 뉴질랜드<br>New Zealand | 덴마크<br>Denmark | 말레이시아<br>Malaysia | 멕시코<br>Mexico | 모로코<br>Morocco |                  |  |  |  |  |  |  |
| 2016    | 1.66          | 0.84           | 2.26                | 0.32           | 3.45              | 6.19          | 3.49           |                  |  |  |  |  |  |  |
| 2017    | 2.17          | 1.07           | 2.49                | 0.52           | 3.64              | 7.25          | 3.83           |                  |  |  |  |  |  |  |
| 2018    | 2.45          | 1.44           | 2.19                | 0.46           | 3.75              | 7.93          | 3.70           |                  |  |  |  |  |  |  |
| 2019    | 1.68          | 1.29           | 1.31                | -0.18          | 3.43              | 7.67          | 3.39           |                  |  |  |  |  |  |  |
| 2020    | 1.37          | 0.56           | 0.46                | -0.36          | 2.42              | 6.25          | 2.88           |                  |  |  |  |  |  |  |
| 2021    | 1.85          | 1.14           | 1.28                | -0.06          | 2.71              | 6.76          | 2.64           |                  |  |  |  |  |  |  |
| 2021. 1 | 1.46          | 0.67           | 0.39                | -0.44          | 2.07              | 5.61          | 2.68           |                  |  |  |  |  |  |  |
| 2       | 1.47          | 0.83           | 0.75                | -0.28          | 2.37              | ...           | 2.63           |                  |  |  |  |  |  |  |
| 3       | 1.69          | 1.03           | 1.03                | -0.03          | 2.66              | 6.25          | 2.62           |                  |  |  |  |  |  |  |
| 4       | 1.74          | 0.99           | 0.88                | ...            | 2.58              | 6.68          | ...            |                  |  |  |  |  |  |  |
| 5       | 1.81          | 1.06           | 1.03                | 0.11           | 2.60              | ...           | 2.63           |                  |  |  |  |  |  |  |
| 6       | 1.86          | 1.15           | 1.03                | 0.11           | 2.55              | 6.54          | ...            |                  |  |  |  |  |  |  |
| 7       | 1.82          | 1.06           | 1.13                | -0.05          | 2.62              | 6.90          | 2.64           |                  |  |  |  |  |  |  |
| 8       | 1.79          | 1.07           | 1.30                | -0.16          | 2.68              | 6.98          | 2.65           |                  |  |  |  |  |  |  |
| 9       | 1.90          | 1.22           | 1.52                | -0.01          | 2.93              | ...           | ...            |                  |  |  |  |  |  |  |
| 10      | 2.26          | 1.55           | 1.79                | 0.10           | 3.19              | 7.61          | 2.64           |                  |  |  |  |  |  |  |
| 11      | 2.31          | 1.56           | 2.33                | 0.01           | 3.13              | 7.54          | 2.63           |                  |  |  |  |  |  |  |
| 12      | 2.14          | 1.48           | 2.21                | -0.08          | 3.15              | 7.57          | ...            |                  |  |  |  |  |  |  |
| 2022. 1 | 2.42          | 1.75           | 2.36                | 0.11           | 3.28              | ...           | 2.71           |                  |  |  |  |  |  |  |
| 2       | 2.63          | 2.03           | 2.58                | ...            | 3.29              | 7.68          | 2.69           |                  |  |  |  |  |  |  |
| 3       | 2.73          | 2.26           | 2.93                | ...            | 3.43              | 8.60          | ...            |                  |  |  |  |  |  |  |
| 4       | 3.22          | 2.69           | 3.39                | ...            | 3.91              | 8.86          | ...            |                  |  |  |  |  |  |  |
| 5       | 3.29          | 2.70           | 3.49                | ...            | 3.73              | 8.87          | ...            |                  |  |  |  |  |  |  |
| 6       | ...           | ...            | 3.77                | ...            | 3.94              | 9.22          | ...            |                  |  |  |  |  |  |  |

|         | 정 부 채         |              |                   |                  | Government bonds      |                 |               |  |
|---------|---------------|--------------|-------------------|------------------|-----------------------|-----------------|---------------|--|
|         | 미 국<br>U.S.A. | 스페인<br>Spain | 싱가포르<br>Singapore | 아이슬란드<br>Iceland | 체 코<br>Czech Republic | 태 국<br>Thailand | 폴란드<br>Poland |  |
| 2016    | 1.84          | 1.39         | 2.05              | 2.78             | 0.43                  | 2.18            | 3.04          |  |
| 2017    | 2.33          | 1.56         | 2.16              | 2.22             | 0.98                  | 2.60            | 3.42          |  |
| 2018    | 2.91          | 1.42         | 2.40              | 1.84             | 1.98                  | 2.69            | 3.20          |  |
| 2019    | 2.14          | 0.66         | 1.95              | 1.09             | 1.55                  | 2.05            | 2.35          |  |
| 2020    | 0.89          | 0.38         | 1.02              | 0.34             | 1.13                  | 1.33            | 1.50          |  |
| 2021    | 1.40          | 0.35         | 1.43              | 0.78             | 1.90                  | 1.75            | 1.94          |  |
| 2021. 1 | 1.08          | 0.08         | 1.00              | 0.91             | 1.28                  | 1.33            | 1.19          |  |
| 2       | 1.26          | 0.23         | 1.33              | 1.03             | 1.49                  | 1.45            | 1.31          |  |
| 3       | 1.61          | 0.31         | 1.74              | 0.87             | 1.87                  | 1.93            | 1.52          |  |
| 4       | 1.64          | 0.37         | 1.59              | 0.84             | 1.86                  | 1.89            | 1.55          |  |
| 5       | 1.62          | 0.52         | 1.48              | 0.87             | 1.74                  | 1.80            | 1.82          |  |
| 6       | 1.52          | 0.45         | 1.58              | 0.82             | 1.67                  | 1.83            | 1.78          |  |
| 7       | 1.32          | 0.33         | 1.30              | 0.75             | 1.72                  | 1.67            | 1.61          |  |
| 8       | 1.28          | 0.21         | ...               | 0.67             | 1.74                  | 1.56            | 1.60          |  |
| 9       | ...           | 0.33         | ...               | 0.57             | 1.90                  | 1.73            | 1.87          |  |
| 10      | ...           | 0.47         | ...               | 0.70             | 2.34                  | 1.96            | 2.63          |  |
| 11      | ...           | 0.47         | ...               | 0.63             | 2.62                  | 1.94            | 3.12          |  |
| 12      | ...           | 0.41         | ...               | 0.68             | 2.62                  | 1.92            | 3.33          |  |
| 2022. 1 | ...           | 0.66         | ...               | 0.89             | ...                   | 2.12            | 3.98          |  |
| 2       | ...           | ...          | ...               | 0.58             | ...                   | 2.19            | ...           |  |
| 3       | ...           | ...          | ...               | 0.49             | ...                   | 2.31            | ...           |  |
| 4       | ...           | ...          | ...               | 0.71             | ...                   | 2.66            | ...           |  |
| 5       | ...           | ...          | ...               | 0.82             | ...                   | 3.16            | ...           |  |
| 6       | ...           | ...          | ...               | 0.95             | ...                   | 2.98            | ...           |  |

자료: IMF 『International Financial Statistics』



## 8. 국제금리(계속)

### International Interest Rates (Cont'd)

단위: 기간평균, 연리 %

In period averages, percent per annum

|         | 시 장 금 리       |                |                     |                |                   |               |                | Money Market Rate |  |  |  |  |  |  |
|---------|---------------|----------------|---------------------|----------------|-------------------|---------------|----------------|-------------------|--|--|--|--|--|--|
|         | 대한민국<br>Korea | 노르웨이<br>Norway | 뉴질랜드<br>New Zealand | 덴마크<br>Denmark | 말레이시아<br>Malaysia | 멕시코<br>Mexico | 모로코<br>Morocco |                   |  |  |  |  |  |  |
| 2016    | 1.34          | 1.07           | 2.07                | -0.44          | 3.06              | 4.47          | 2.27           |                   |  |  |  |  |  |  |
| 2017    | 1.26          | 0.90           | 1.66                | -0.44          | 2.98              | 7.06          | 2.28           |                   |  |  |  |  |  |  |
| 2018    | 1.52          | 1.08           | 1.69                | -0.49          | 3.19              | 8.00          | 2.28           |                   |  |  |  |  |  |  |
| 2019    | 1.59          | 1.58           | 1.35                | -0.55          | 3.05              | 8.32          | 2.28           |                   |  |  |  |  |  |  |
| 2020    | 0.70          | 0.71           | 0.37                | -0.15          | 2.10              | 5.72          | 1.79           |                   |  |  |  |  |  |  |
| 2021    | 0.61          | 0.48           | 0.31                | -0.08          | 1.74              | 4.62          | 1.50           |                   |  |  |  |  |  |  |
| 2021. 1 | 0.49          | 0.49           | 0.24                | -0.31          | 1.74              | 4.47          | 1.50           |                   |  |  |  |  |  |  |
| 2       | 0.49          | 0.46           | 0.24                | -0.04          | 1.75              | 4.36          | 1.50           |                   |  |  |  |  |  |  |
| 3       | 0.49          | 0.43           | 0.23                | 0.14           | 1.73              | 4.28          | 1.50           |                   |  |  |  |  |  |  |
| 4       | 0.48          | 0.33           | 0.24                | -0.10          | 1.72              | 4.28          | 1.50           |                   |  |  |  |  |  |  |
| 5       | 0.48          | 0.27           | 0.22                | 0.06           | 1.73              | 4.29          | 1.50           |                   |  |  |  |  |  |  |
| 6       | 0.51          | 0.21           | 0.23                | 0.20           | 1.72              | 4.32          | 1.50           |                   |  |  |  |  |  |  |
| 7       | 0.53          | 0.27           | 0.23                | -0.32          | 1.74              | 4.52          | 1.50           |                   |  |  |  |  |  |  |
| 8       | 0.56          | 0.38           | 0.21                | -0.28          | 1.74              | 4.65          | 1.50           |                   |  |  |  |  |  |  |
| 9       | 0.77          | 0.51           | 0.20                | 0.45           | 1.75              | 4.75          | 1.50           |                   |  |  |  |  |  |  |
| 10      | 0.75          | 0.70           | 0.38                | -0.29          | 1.74              | 4.98          | 1.50           |                   |  |  |  |  |  |  |
| 11      | 0.80          | 0.81           | 0.54                | -0.05          | 1.74              | 5.13          | 1.50           |                   |  |  |  |  |  |  |
| 12      | 1.02          | 0.86           | 0.71                | -0.46          | 1.74              | 5.44          | 1.50           |                   |  |  |  |  |  |  |
| 2022. 1 | 1.18          | 1.07           | 0.67                | -0.45          | 1.75              | 5.72          | 1.50           |                   |  |  |  |  |  |  |
| 2       | 1.21          | 1.14           | 0.73                | ...            | 1.74              | 6.02          | 1.50           |                   |  |  |  |  |  |  |
| 3       | 1.25          | 1.38           | 0.94                | ...            | 1.74              | 6.33          | 1.50           |                   |  |  |  |  |  |  |
| 4       | 1.30          | 1.27           | 1.24                | ...            | 1.74              | 6.73          | ...            |                   |  |  |  |  |  |  |
| 5       | 1.50          | 1.30           | 1.53                | ...            | 1.93              | 7.01          | ...            |                   |  |  |  |  |  |  |
| 6       | ...           | ...            | 1.96                | ...            | 1.99              | 7.42          | ...            |                   |  |  |  |  |  |  |

|         | 시 장 금 리       |              |                   |                  | Money Market Rate     |                 |               |  |
|---------|---------------|--------------|-------------------|------------------|-----------------------|-----------------|---------------|--|
|         | 미 국<br>U.S.A. | 스페인<br>Spain | 싱가포르<br>Singapore | 아이슬란드<br>Iceland | 체 코<br>Czech Republic | 태 국<br>Thailand | 폴란드<br>Poland |  |
| 2016    | 0.40          | -0.21        | 0.28              | 5.47             | 0.29                  | 1.45            | 1.55          |  |
| 2017    | 1.00          | -0.29        | 0.69              | 4.48             | 0.42                  | 1.45            | 1.58          |  |
| 2018    | 1.83          | ...          | 1.27              | 4.09             | 1.32                  | 1.46            | 1.53          |  |
| 2019    | 2.16          | -0.36        | 1.79              | 3.59             | 2.12                  | 1.56            | 1.56          |  |
| 2020    | 0.38          | -0.36        | 0.45              | 1.21             | 0.77                  | 0.62            | 0.49          |  |
| 2021    | 0.08          | -0.50        | 0.21              | 1.05             | 1.25                  | 0.45            | 0.28          |  |
| 2021. 1 | 0.09          | -0.50        | 0.24              | 0.65             | 0.36                  | 0.45            | 0.09          |  |
| 2       | 0.08          | ...          | 0.26              | 0.65             | 0.36                  | 0.45            | 0.09          |  |
| 3       | 0.07          | ...          | 0.23              | 0.65             | 0.36                  | 0.45            | 0.10          |  |
| 4       | 0.07          | ...          | 0.25              | 0.63             | 0.36                  | 0.45            | 0.10          |  |
| 5       | 0.06          | ...          | 0.15              | 0.88             | 0.40                  | 0.45            | 0.10          |  |
| 6       | 0.08          | ...          | 0.07              | 0.88             | 0.66                  | 0.46            | 0.10          |  |
| 7       | 0.10          | ...          | 0.27              | 0.88             | 0.76                  | 0.45            | 0.10          |  |
| 8       | 0.09          | ...          | ...               | 1.13             | 0.99                  | 0.45            | 0.10          |  |
| 9       | ...           | ...          | ...               | 1.13             | 1.24                  | 0.45            | 0.10          |  |
| 10      | ...           | ...          | ...               | 1.38             | 2.18                  | 0.45            | 0.23          |  |
| 11      | ...           | ...          | ...               | 1.88             | 3.19                  | 0.45            | 0.91          |  |
| 12      | ...           | ...          | ...               | 1.88             | 4.08                  | 0.45            | 1.39          |  |
| 2022. 1 | ...           | ...          | ...               | 1.88             | ...                   | 0.45            | 1.96          |  |
| 2       | ...           | ...          | ...               | 2.63             | ...                   | 0.45            | ...           |  |
| 3       | ...           | ...          | ...               | 2.63             | ...                   | 0.45            | ...           |  |
| 4       | ...           | ...          | ...               | 2.63             | ...                   | 0.45            | ...           |  |
| 5       | ...           | ...          | ...               | 3.63             | ...                   | 0.45            | ...           |  |
| 6       | ...           | ...          | ...               | 4.63             | ...                   | 0.45            | ...           |  |

## 9. 정책금리

### Central Bank Policy Rate

단위: 연리 %

In percent per annum

|          | 대한민국<br>Korea | 나이지리아<br>Nigeria | 남아프리카공화국<br>South Africa | 네팔<br>Nepal | 뉴질랜드<br>New Zealand | 루마니아<br>Romania | 러시아<br>Russia | 멕시코<br>Mexico |
|----------|---------------|------------------|--------------------------|-------------|---------------------|-----------------|---------------|---------------|
| 2016     | 1.25          | 14.00            | 7.00                     | 7.00        | 1.75                | 1.75            | 10.00         | 5.75          |
| 2017     | 1.50          | 14.00            | 6.75                     | 7.00        | 1.75                | 1.75            | 7.75          | 7.25          |
| 2018     | 1.75          | 14.00            | 6.75                     | 6.50        | 1.75                | 2.50            | 7.75          | 8.25          |
| 2019     | 1.25          | 13.50            | 6.50                     | 6.00        | 1.00                | 2.50            | 6.25          | 7.25          |
| 2020     | 0.50          | 11.50            | 3.50                     | 5.00        | 0.25                | 1.50            | 4.25          | 4.25          |
| 2021     | 1.00          | 11.50            | 3.75                     | 5.00        | 0.75                | 1.75            | 8.50          | 5.50          |
| 2020. 11 |               |                  |                          |             |                     |                 |               |               |
| 12       | 0.50          | 11.50            | 3.50                     | 5.00        | 0.25                | 1.50            | 4.25          | 4.25          |
| 2021. 1  | 0.50          | 11.50            | 3.50                     | 5.00        | 0.25                | 1.25            | 4.25          | 4.25          |
| 2        | 0.50          | 11.50            | 3.50                     | 5.00        | 0.25                | 1.25            | 4.25          | 4.00          |
| 3        | 0.50          | 11.50            | 3.50                     | 5.00        | 0.25                | 1.25            | 4.50          | 4.00          |
| 4        | 0.50          | 11.50            | 3.50                     | 5.00        | 0.25                | 1.25            | 5.00          | 4.00          |
| 5        | 0.50          | 11.50            | 3.50                     | 5.00        | 0.25                | 1.25            | 5.00          | 4.00          |
| 6        | 0.50          | 11.50            | 3.50                     | 5.00        | 0.25                | 1.25            | 5.50          | 4.25          |
| 7        | 0.50          | 11.50            | 3.50                     | 5.00        | 0.25                | 1.25            | 6.50          | 4.25          |
| 8        | 0.75          | 11.50            | 3.50                     | 5.00        | 0.25                | 1.25            | 6.50          | 4.50          |
| 9        | 0.75          | 11.50            | 3.50                     | 5.00        | 0.25                | 1.25            | 6.75          | 4.50          |
| 10       | 0.75          | 11.50            | 3.50                     | 5.00        | 0.50                | 1.50            | 7.50          | 4.75          |
| 11       | 1.00          | 11.50            | 3.75                     | 5.00        | 0.75                | 1.75            | 7.50          | 5.00          |
| 12       | 1.00          | 11.50            | 3.75                     | 5.00        | 0.75                | 1.75            | 8.50          | 5.50          |
| 2022. 1  | 1.25          | 11.50            | 4.00                     | 5.00        | 0.75                | 2.00            | 8.50          | 5.50          |
| 2        | 1.25          | ...              | 4.00                     | 5.00        | 1.00                | 2.50            | 20.00         | 6.00          |
| 3        | 1.25          | ...              | 4.25                     | 7.00        | 1.00                | 2.50            | ...           | 6.50          |
| 4        | 1.50          | ...              | 4.25                     | 7.00        | 1.50                | 3.00            | ...           | 6.50          |

|          | 미 국<br>U.S.A. | 브라질<br>Brazil | 오스트레일리아<br>Australia | 체 코<br>Czech Republic | 칠 레<br>Chile | 캐나다<br>Canada | 필리핀<br>Philippines | 헝가리<br>Hungary |
|----------|---------------|---------------|----------------------|-----------------------|--------------|---------------|--------------------|----------------|
| 2016     | 0.63          | 13.75         | 1.50                 | 0.05                  | 3.50         | 0.50          | 3.00               | 0.90           |
| 2017     | 1.38          | 7.00          | 1.50                 | 0.50                  | 2.50         | 1.00          | 3.00               | 0.90           |
| 2018     | 2.38          | 6.50          | 1.50                 | 1.75                  | 2.75         | 1.75          | 4.75               | 0.90           |
| 2019     | 1.63          | 4.50          | 0.75                 | 2.00                  | 1.75         | 1.75          | 4.00               | 0.90           |
| 2020     | 0.13          | 2.00          | 0.10                 | 0.25                  | 0.50         | 0.25          | 2.00               | 0.60           |
| 2021     | 0.13          | 9.25          | 0.10                 | 3.75                  | 4.00         | 0.25          | 2.00               | 2.40           |
| 2020. 11 |               |               |                      |                       |              |               |                    |                |
| 12       | 0.13          | 2.00          | 0.10                 | 0.25                  | 0.50         | 0.25          | 2.00               | 0.60           |
| 2021. 1  | 0.13          | 2.00          | 0.10                 | 0.25                  | 0.50         | 0.25          | 2.00               | 0.60           |
| 2        | 0.13          | 2.00          | 0.10                 | 0.25                  | 0.50         | 0.25          | 2.00               | 0.60           |
| 3        | 0.13          | 2.75          | 0.10                 | 0.25                  | 0.50         | 0.25          | 2.00               | 0.60           |
| 4        | 0.13          | 2.75          | 0.10                 | 0.25                  | 0.50         | 0.25          | 2.00               | 0.60           |
| 5        | 0.13          | 3.50          | 0.10                 | 0.25                  | 0.50         | 0.25          | 2.00               | 0.60           |
| 6        | 0.13          | 4.25          | 0.10                 | 0.50                  | 0.50         | 0.25          | 2.00               | 0.90           |
| 7        | 0.13          | 4.25          | 0.10                 | 0.50                  | 0.75         | 0.25          | 2.00               | 1.20           |
| 8        | 0.13          | 5.25          | 0.10                 | 0.75                  | 0.75         | 0.25          | 2.00               | 1.50           |
| 9        | 0.13          | 6.25          | 0.10                 | 0.75                  | 1.50         | 0.25          | 2.00               | 1.65           |
| 10       | 0.13          | 7.75          | 0.10                 | 1.50                  | 2.75         | 0.25          | 2.00               | 1.80           |
| 11       | 0.13          | 7.75          | 0.10                 | 2.75                  | 2.75         | 0.25          | 2.00               | 2.10           |
| 12       | 0.13          | 9.25          | 0.10                 | 3.75                  | 4.00         | 0.25          | 2.00               | 2.40           |
| 2022. 1  | 0.13          | 9.25          | 0.10                 | ...                   | 5.50         | 0.25          | 2.00               | ...            |
| 2        | 0.13          | 10.75         | 0.10                 | ...                   | 5.50         | 0.25          | 2.00               | ...            |
| 3        | 0.38          | 11.75         | 0.10                 | ...                   | 7.00         | 0.50          | 2.00               | ...            |
| 4        | 0.38          | 11.75         | 0.10                 | ...                   | 7.00         | 1.00          | 2.00               | ...            |

자료: IMF 『International Financial Statistics』

## 10. 정부채권수익률 Government Bond Yield

단위: 연리 %

In percent per annum

|         | 대한민국 <sup>1)</sup><br>Korea | 그리스<br>Greece | 노르웨이<br>Norway | 뉴질랜드<br>New Zealand | 덴마크<br>Denmark | 러시아<br>Russia | 말레이시아<br>Malaysia | 멕시코<br>Mexico | 미국<br>U.S.A. |
|---------|-----------------------------|---------------|----------------|---------------------|----------------|---------------|-------------------|---------------|--------------|
| 2016    | 1.44                        | 8.36          | 0.84           | 2.26                | 0.32           | ...           | 3.45              | 6.19          | 1.84         |
| 2017    | 1.80                        | 5.98          | 1.07           | 2.49                | 0.52           | 7.96          | 3.64              | 7.25          | 2.33         |
| 2018    | 2.10                        | 4.19          | 1.44           | 2.19                | 0.46           | 8.19          | 3.75              | 7.93          | 2.91         |
| 2019    | 1.53                        | 2.59          | 1.29           | 1.31                | -0.18          | 7.70          | 3.43              | 7.67          | 2.14         |
| 2020    | 0.99                        | 1.27          | 0.56           | 0.46                | -0.36          | 6.58          | 2.42              | 6.25          | 0.89         |
| 2021    | 1.39                        | 0.88          | 1.14           | 1.28                | -0.06          | 7.54          | 2.71              | 6.76          | 1.40         |
| 2021. 1 | 0.98                        | 0.65          | 0.67           | 0.39                | -0.44          | 6.93          | 2.07              | 5.61          | 1.08         |
| 2       | 1.00                        | 0.81          | 0.83           | 0.75                | -0.28          | 7.30          | 2.37              | ...           | 1.26         |
| 3       | 1.13                        | 0.91          | 1.03           | 1.03                | -0.03          | 7.38          | 2.66              | 6.25          | 1.61         |
| 4       | 1.14                        | 0.88          | 0.99           | 0.88                | ...            | 7.39          | 2.58              | 6.68          | 1.64         |
| 5       | 1.13                        | 0.99          | 1.06           | 1.03                | 0.11           | 7.43          | 2.60              | ...           | 1.62         |
| 6       | 1.30                        | 0.81          | 1.15           | 1.03                | 0.11           | 7.26          | 2.55              | 6.54          | 1.52         |
| 7       | 1.42                        | 0.70          | 1.06           | 1.13                | -0.05          | 7.03          | 2.62              | 6.90          | 1.32         |
| 8       | 1.41                        | 0.59          | 1.07           | 1.30                | -0.16          | 7.30          | 2.68              | 6.98          | 1.28         |
| 9       | 1.52                        | 0.80          | 1.22           | 1.52                | -0.01          | 7.64          | 2.93              | ...           | ...          |
| 10      | 1.84                        | 0.96          | 1.55           | 1.79                | 0.10           | 8.11          | 3.19              | 7.61          | ...          |
| 11      | 1.95                        | 1.22          | 1.56           | 2.33                | 0.01           | 8.22          | 3.13              | 7.54          | ...          |
| 12      | 1.80                        | 1.29          | 1.48           | 2.21                | -0.08          | 8.43          | 3.15              | 7.57          | ...          |
| 2022. 1 | 2.06                        | 1.62          | 1.75           | 2.36                | 0.11           | 9.27          | 3.28              | ...           | ...          |
| 2       | 2.29                        | ...           | 2.03           | 2.58                | ...            | ...           | 3.29              | 7.68          | ...          |
| 3       | 2.37                        | ...           | 2.26           | 2.93                | ...            | ...           | 3.43              | 8.60          | ...          |
| 4       | 2.94                        | ...           | 2.69           | 3.39                | ...            | ...           | 3.91              | 8.86          | ...          |
| 5       | 3.02                        | ...           | 2.70           | 3.49                | ...            | ...           | 3.73              | 8.87          | ...          |
| 6       | 3.48                        | ...           | ...            | 3.77                | ...            | ...           | 3.94              | 9.22          | ...          |

|         | 스위스<br>Switzerland | 스페인<br>Spain | 싱가포르<br>Singapore | 아이슬란드<br>Iceland | 영국<br>U.K. | 이탈리아<br>Italy | 체코<br>Czech Republic | 폴란드<br>Poland | 헝가리<br>Hungary |
|---------|--------------------|--------------|-------------------|------------------|------------|---------------|----------------------|---------------|----------------|
| 2016    | -0.36              | 1.39         | 2.05              | 2.78             | 1.31       | 1.49          | 0.43                 | 3.04          | 3.14           |
| 2017    | -0.07              | 1.56         | 2.16              | 2.22             | 1.28       | 2.11          | 0.98                 | 3.42          | 2.96           |
| 2018    | 0.03               | 1.42         | 2.40              | 1.84             | 1.31       | 2.61          | 1.98                 | 3.20          | 3.06           |
| 2019    | -0.49              | 0.66         | 1.95              | 1.09             | 0.83       | 1.95          | 1.55                 | 2.35          | 2.47           |
| 2020    | -0.53              | 0.38         | 1.02              | 0.34             | 0.32       | 1.17          | 1.13                 | 1.50          | 2.23           |
| 2021    | -0.23              | 0.35         | 1.43              | 0.78             | 0.84       | 0.81          | 1.90                 | 1.94          | 3.06           |
| 2021. 1 | -0.45              | 0.08         | 1.00              | 0.91             | 0.37       | 0.62          | 1.28                 | 1.19          | 2.22           |
| 2       | -0.23              | 0.23         | 1.33              | 1.03             | 0.62       | 0.59          | 1.49                 | 1.31          | 2.43           |
| 3       | -0.27              | 0.31         | 1.74              | 0.87             | 0.85       | 0.70          | 1.87                 | 1.52          | 2.68           |
| 4       | -0.21              | 0.37         | 1.59              | 0.84             | 0.85       | 0.80          | 1.86                 | 1.55          | 2.69           |
| 5       | -0.13              | 0.52         | 1.48              | 0.87             | 0.91       | 0.98          | 1.74                 | 1.82          | 2.94           |
| 6       | -0.20              | 0.45         | 1.58              | 0.82             | 0.85       | 0.88          | 1.67                 | 1.78          | 2.85           |
| 7       | -0.37              | 0.33         | 1.30              | 0.75             | 0.70       | 0.75          | 1.72                 | 1.61          | 2.83           |
| 8       | -0.35              | 0.21         | ...               | 0.67             | 0.64       | 0.63          | 1.74                 | 1.60          | 2.84           |
| 9       | -0.17              | 0.33         | ...               | 0.57             | 0.80       | 0.78          | 1.90                 | 1.87          | 3.09           |
| 10      | -0.05              | 0.47         | ...               | 0.70             | 1.08       | 0.96          | 2.34                 | 2.63          | 3.69           |
| 11      | -0.23              | 0.47         | ...               | 0.63             | 0.94       | 1.01          | 2.62                 | 3.12          | 4.07           |
| 12      | -0.13              | 0.41         | ...               | 0.68             | 0.84       | 1.05          | 2.62                 | 3.33          | 4.40           |
| 2022. 1 | 0.05               | 0.66         | ...               | 0.89             | 1.21       | 1.35          | ...                  | 3.98          | 4.71           |
| 2       | 0.26               | ...          | ...               | 0.58             | 1.49       | ...           | ...                  | ...           | ...            |
| 3       | 0.68               | ...          | ...               | 0.49             | ...        | ...           | ...                  | ...           | ...            |
| 4       | 0.82               | ...          | ...               | 0.71             | ...        | ...           | ...                  | ...           | ...            |
| 5       | ...                | ...          | ...               | 0.82             | ...        | ...           | ...                  | ...           | ...            |
| 6       | ...                | ...          | ...               | 0.95             | ...        | ...           | ...                  | ...           | ...            |

주: 1) 장외거래 수익률, 국고채권(3년물)의 월평균 수익률

자료: 한국은행 경제통계시스템, IMF 『International Financial Statistics』

# 11. 주가지수

## Share Prices Index

단위: 기간평균, 2015=100

In period averages, 2015=100

|         | 대한민국<br>Korea | 그리스<br>Greece | 네덜란드<br>Netherlands | 노르웨이<br>Norway | 뉴질랜드<br>New Zealand | 덴마크<br>Denmark | 독일<br>Germany | 라트비아<br>Latvia |
|---------|---------------|---------------|---------------------|----------------|---------------------|----------------|---------------|----------------|
| 2016    | 98.7          | 77.9          | 94.8                | 100.0          | 113.1               | 99.2           | 91.9          | 137.5          |
| 2017    | 114.8         | 100.1         | 110.5               | 122.2          | 121.3               | 108.8          | 109.5         | 189.2          |
| 2018    | 115.7         | 100.9         | 112.7               | 146.9          | 134.9               | 111.3          | 107.9         | 211.1          |
| 2019    | 104.8         | 107.8         | 115.1               | 147.7          | 152.9               | 115.5          | 102.5         | 213.0          |
| 2020    | 110.4         | 93.0          | 112.7               | 139.1          | 166.8               | 138.0          | 101.9         | 221.3          |
| 2021    | 154.6         | 117.7         | 145.9               | 181.5          | 182.3               | 181.7          | 123.1         | 254.1          |
| 2021. 2 | 153.8         | 104.7         | 135.4               | 163.3          | 182.7               | 163.8          | 116.2         | 245.2          |
| 3       | 150.7         | 113.5         | 136.7               | 172.4          | 177.3               | 161.2          | 119.0         | 234.6          |
| 4       | 157.4         | 120.6         | 143.0               | 174.2          | 180.3               | 169.9          | 124.1         | 236.7          |
| 5       | 157.5         | 120.8         | 141.9               | 176.1          | 178.7               | 173.7          | 122.9         | 240.3          |
| 6       | 162.0         | 122.7         | 145.7               | 183.0          | 179.1               | 180.1          | 125.8         | 252.2          |
| 7       | 161.8         | 117.5         | 147.0               | 182.3          | 181.1               | 188.0          | 125.7         | 258.1          |
| 8       | 158.2         | 121.8         | 152.5               | 185.4          | 183.3               | 197.5          | 127.7         | 264.9          |
| 9       | 156.2         | 121.2         | 154.8               | 187.9          | 187.1               | 194.9          | 125.9         | 270.2          |
| 10      | 148.7         | 120.6         | 153.0               | 196.4          | 185.1               | 190.6          | 123.9         | 269.5          |
| 11      | 147.4         | 122.2         | 157.6               | 200.6          | 182.2               | 199.6          | 127.7         | 268.3          |
| 12      | 148.6         | 119.9         | 152.5               | 195.4          | 181.1               | 195.6          | 124.3         | 266.3          |
| 2022. 1 | 142.0         | 125.7         | 150.3               | 196.7          | 178.0               | 186.1          | 125.1         | 267.3          |
| 2       | 135.1         | 127.7         | 143.4               | 196.6          | 171.4               | 179.4          | 119.8         | 263.3          |
| 3       | 134.0         | 114.5         | 135.6               | 206.0          | 168.4               | 183.4          | 110.3         | 236.3          |
| 4       | 134.4         | 124.2         | 138.0               | 214.2          | 166.8               | 189.1          | 110.4         | 223.1          |
| 5       | 130.8         | 118.1         | 132.6               | 210.5          | 158.1               | 179.3          | 105.6         | 215.5          |
| 6       | 124.0         | 115.1         | 128.9               | 210.6          | 152.7               | 176.2          | 102.0         | 233.8          |
| 7       | 117.5         | 109.5         | 130.6               | 204.5          | 154.8               | 182.4          | 96.6          | 238.3          |

|         | 러시아<br>Russia | 룩셈부르크<br>Luxembourg | 리투아니아<br>Lithuania | 멕시코<br>Mexico | 미 국<br>U.S.A. | 벨기에<br>Belgium | 브라질<br>Brazil | 스웨덴<br>Sweden |
|---------|---------------|---------------------|--------------------|---------------|---------------|----------------|---------------|---------------|
| 2016    | 114.7         | 87.4                | 107.2              | 103.8         | 97.2          | 95.2           | 106.7         | 95.4          |
| 2017    | 121.2         | 100.6               | 125.2              | 111.6         | 110.9         | 101.5          | 136.8         | 110.3         |
| 2018    | 137.3         | 99.6                | 140.7              | 107.4         | 118.4         | 96.6           | 164.1         | 110.9         |
| 2019    | 159.6         | 77.7                | 139.4              | 98.0          | 120.5         | 92.7           | 202.4         | 117.8         |
| 2020    | 170.7         | 59.9                | 151.5              | 89.1          | 118.4         | 77.9           | 198.5         | 130.3         |
| 2021    | 223.1         | 97.5                | 189.4              | 112.6         | 152.2         | 91.7           | 234.8         | 178.6         |
| 2021. 2 | 202.3         | 81.0                | 175.8              | 101.3         | 142.3         | 84.5           | 236.4         | 157.5         |
| 3       | 206.7         | 88.5                | 175.5              | 107.2         | 145.0         | 87.0           | 228.8         | 165.5         |
| 4       | 211.0         | 95.7                | 179.7              | 109.9         | 150.3         | 88.8           | 239.3         | 174.1         |
| 5       | 217.4         | 98.6                | 186.6              | 112.4         | 153.5         | 91.7           | 245.5         | 174.1         |
| 6       | 226.8         | 99.2                | 190.3              | 115.3         | 155.2         | 94.1           | 259.2         | 178.3         |
| 7       | 225.9         | 101.0               | 196.5              | 114.2         | 154.8         | 91.9           | 253.1         | 186.0         |
| 8       | 229.6         | 108.5               | 201.1              | 117.7         | 156.6         | 93.9           | 241.7         | 192.8         |
| 9       | 239.2         | 104.8               | 203.1              | 117.4         | 155.1         | 93.2           | 229.1         | 187.7         |
| 10      | 250.7         | 104.6               | 193.0              | 117.8         | 156.9         | 95.7           | 221.4         | 184.3         |
| 11      | 242.0         | 104.7               | 196.9              | 116.6         | 159.9         | 97.9           | 209.8         | 195.2         |
| 12      | 223.4         | 103.2               | 198.2              | 117.9         | 157.3         | 97.1           | 212.6         | 194.7         |
| 2022. 1 | 212.9         | 110.2               | 199.6              | 119.6         | 158.1         | 101.2          | 214.5         | 189.0         |
| 2       | 195.1         | 107.5               | 192.2              | 119.1         | 155.3         | 99.3           | 226.8         | 175.8         |
| 3       | 147.4         | 108.9               | 178.3              | 123.8         | 153.0         | 92.7           | 231.1         | 167.5         |
| 4       | 146.3         | 111.1               | 188.4              | 123.3         | 153.6         | 94.9           | 231.1         | 168.9         |
| 5       | 141.4         | 103.7               | 188.1              | 115.9         | 144.4         | 93.8           | 216.6         | 156.6         |
| 6       | 138.9         | 97.8                | 186.7              | 110.9         | 139.7         | 91.2           | 208.3         | 150.1         |
| 7       | 127.7         | 87.8                | 183.5              | 108.0         | 137.5         | 88.8           | 199.1         | 149.2         |

자료: OECD 『Main Economic Indicators』

## 11. 주가지수(계속)

### Share Prices Index (Cont'd)

단위: 기간평균, 2015=100

In period averages, 2015=100

|         | 스위스<br>Switzerland | 스페인<br>Spain | 슬로바키아<br>Slovak Republic | 슬로베니아<br>Slovenia | 아이슬란드<br>Iceland | 아일랜드<br>Ireland |
|---------|--------------------|--------------|--------------------------|-------------------|------------------|-----------------|
| 2016    | 92.3               | 81.4         | 121.5                    | 95.0              | 111.2            | 99.0            |
| 2017    | 103.9              | 95.7         | 122.5                    | 105.5             | 115.9            | 109.2           |
| 2018    | 104.9              | 89.8         | 128.8                    | 112.9             | 114.7            | 106.5           |
| 2019    | 114.2              | 85.4         | 132.7                    | 116.4             | 123.1            | 101.0           |
| 2020    | 118.5              | 69.8         | 132.5                    | 114.7             | 132.6            | 102.4           |
| 2021    | 136.8              | 79.8         | 144.2                    | 148.2             | 202.3            | 131.2           |
| 2021. 2 | 125.8              | 75.2         | 136.8                    | 126.8             | 184.2            | 118.2           |
| 3       | 127.9              | 78.5         | 141.4                    | 132.2             | 181.3            | 127.6           |
| 4       | 131.3              | 79.6         | 141.8                    | 138.5             | 189.0            | 130.4           |
| 5       | 131.2              | 83.5         | 142.6                    | 146.8             | 192.0            | 131.4           |
| 6       | 138.9              | 83.6         | 141.8                    | 152.6             | 193.5            | 133.1           |
| 7       | 141.1              | 79.7         | 141.4                    | 152.9             | 206.6            | 132.1           |
| 8       | 144.9              | 81.3         | 143.3                    | 159.6             | 214.2            | 139.4           |
| 9       | 141.7              | 80.5         | 149.6                    | 157.4             | 215.2            | 140.2           |
| 10      | 139.8              | 81.6         | 150.0                    | 157.3             | 223.4            | 136.2           |
| 11      | 145.5              | 81.3         | 152.7                    | 163.4             | 228.4            | 134.5           |
| 12      | 147.2              | 77.3         | 153.0                    | 165.7             | 227.8            | 132.0           |
| 2022. 1 | 145.0              | 80.1         | 153.5                    | 174.2             | 227.6            | 135.0           |
| 2       | 139.8              | 79.5         | 154.5                    | 167.0             | 226.2            | 132.0           |
| 3       | 136.8              | 75.9         | 152.2                    | 153.7             | 219.8            | 116.3           |
| 4       | 141.2              | 79.2         | 147.0                    | 158.6             | 228.7            | 116.1           |
| 5       | 133.1              | 78.5         | 145.8                    | 152.8             | 208.4            | 114.8           |
| 6       | 125.3              | 77.2         | 142.7                    | 154.0             | 199.6            | 107.7           |
| 7       | 126.3              | 74.0         | 143.6                    | 151.3             | 209.1            | 103.8           |

|         | 에스토니아<br>Estonia | 영국<br>U.K. | 오스트레일리아<br>Australia | 오스트리아<br>Austria | 이스라엘<br>Israel | 이탈리아<br>Italy |
|---------|------------------|------------|----------------------|------------------|----------------|---------------|
| 2016    | 113.8            | 98.1       | 96.1                 | 97.0             | 90.6           | 83.3          |
| 2017    | 135.7            | 111.9      | 105.6                | 129.8            | 85.8           | 101.3         |
| 2018    | 144.2            | 111.5      | 109.2                | 139.4            | 88.7           | 103.9         |
| 2019    | 144.3            | 110.4      | 117.3                | 130.1            | 91.3           | 104.0         |
| 2020    | 139.9            | 95.2       | 111.2                | 106.2            | 88.2           | 97.4          |
| 2021    | 199.9            | 106.1      | 130.5                | 145.9            | 110.8          | 121.8         |
| 2021. 2 | 168.5            | 99.8       | 124.1                | 129.5            | 102.4          | 111.2         |
| 3       | 171.5            | 101.8      | 123.2                | 133.5            | 101.7          | 115.6         |
| 4       | 184.8            | 104.7      | 127.3                | 137.2            | 105.5          | 119.0         |
| 5       | 187.7            | 106.5      | 128.7                | 144.4            | 108.7          | 120.0         |
| 6       | 191.2            | 107.6      | 132.9                | 149.0            | 109.9          | 124.4         |
| 7       | 196.6            | 106.9      | 133.6                | 146.8            | 108.7          | 121.4         |
| 8       | 216.7            | 108.3      | 137.0                | 151.8            | 110.4          | 124.3         |
| 9       | 229.3            | 107.1      | 134.7                | 154.7            | 115.1          | 124.0         |
| 10      | 222.2            | 108.6      | 133.6                | 158.0            | 117.6          | 125.1         |
| 11      | 235.3            | 110.2      | 134.5                | 159.8            | 123.3          | 134.1         |
| 12      | 230.5            | 110.5      | 134.0                | 159.2            | 124.7          | 134.3         |
| 2022. 1 | 232.5            | 113.7      | 132.7                | 163.0            | 129.5          | 136.2         |
| 2       | 225.6            | 114.3      | 130.4                | 159.8            | 128.4          | 131.2         |
| 3       | 211.8            | 110.9      | 131.7                | 137.7            | 127.7          | 120.9         |
| 4       | 222.5            | 114.6      | 136.1                | 139.3            | 131.1          | 123.9         |
| 5       | 213.6            | 113.0      | 130.4                | 137.5            | 120.9          | 120.9         |
| 6       | 206.5            | 110.7      | 123.8                | 136.3            | 116.6          | 114.7         |
| 7       | 203.5            | 109.6      | 122.0                | 128.7            | 119.1          | 108.7         |

## 11. 주가지수(계속)

### Share Prices Index (Cont'd)

단위: 기간평균, 2015=100

In period averages, 2015=100

|         | 인도<br>India | 인도네시아<br>Indonesia | 일본<br>Japan | 중국<br>China | 체코<br>Czech Republic | 칠레<br>Chile | 캐나다<br>Canada |
|---------|-------------|--------------------|-------------|-------------|----------------------|-------------|---------------|
| 2016    | 96.4        | 102.4              | 87.4        | 81.2        | 88.5                 | 104.8       | 97.9          |
| 2017    | 113.0       | 117.0              | 104.6       | 87.9        | 101.2                | 130.6       | 108.4         |
| 2018    | 129.4       | 124.0              | 111.5       | 79.7        | 109.1                | 145.2       | 109.7         |
| 2019    | 140.3       | 128.3              | 102.8       | 78.9        | 106.0                | 135.1       | 113.8         |
| 2020    | 138.3       | 106.7              | 102.9       | 84.4        | 93.5                 | 106.5       | 111.8         |
| 2021    | 196.4       | 126.7              | 125.8       | 95.8        | 120.7                | 118.1       | 138.2         |
| 2021. 2 | 185.6       | 126.3              | 123.4       | 97.3        | 105.8                | 121.3       | 127.3         |
| 3       | 183.2       | 127.4              | 125.6       | 93.2        | 108.1                | 129.1       | 130.1         |
| 4       | 178.6       | 122.5              | 125.1       | 93.5        | 109.9                | 129.9       | 133.6         |
| 5       | 181.9       | 119.9              | 122.9       | 94.7        | 113.4                | 116.5       | 135.6         |
| 6       | 191.5       | 123.0              | 125.9       | 96.8        | 117.3                | 115.0       | 140.2         |
| 7       | 192.5       | 123.3              | 124.4       | 95.1        | 117.9                | 112.3       | 140.6         |
| 8       | 202.0       | 124.5              | 124.5       | 94.6        | 126.7                | 115.2       | 142.6         |
| 9       | 214.8       | 124.6              | 133.0       | 98.1        | 130.3                | 116.6       | 143.1         |
| 10      | 221.0       | 133.1              | 128.4       | 96.7        | 135.5                | 109.1       | 144.8         |
| 11      | 217.3       | 135.1              | 130.5       | 95.7        | 137.0                | 118.1       | 149.5         |
| 12      | 210.8       | 134.2              | 127.5       | 98.1        | 140.6                | 114.1       | 146.1         |
| 2022. 1 | 217.5       | 135.5              | 126.2       | 95.5        | 143.1                | 118.2       | 146.7         |
| 2       | 210.9       | 138.8              | 123.6       | 93.1        | 143.2                | 121.0       | 148.0         |
| 3       | 206.4       | 141.7              | 121.6       | 88.9        | 132.8                | 127.8       | 150.8         |
| 4       | 212.7       | 146.7              | 122.6       | 85.2        | 136.9                | 132.7       | 150.6         |
| 5       | 199.4       | 141.1              | 121.3       | 83.5        | 131.7                | 137.6       | 142.2         |
| 6       | 195.5       | 143.7              | 122.2       | 89.0        | 130.8                | 143.4       | 137.7         |
| 7       | 199.9       | 137.9              | 123.0       | 89.4        | 123.5                | 144.1       | 132.0         |

|         | 콜롬비아<br>Colombia | 튀르키예<br>Turkiye | 포르투갈<br>Portugal | 폴란드<br>Poland | 프랑스<br>France | 핀란드<br>Finland | 헝가리<br>Hungary |
|---------|------------------|-----------------|------------------|---------------|---------------|----------------|----------------|
| 2016    | 101.4            | 95.7            | 97.2             | 90.2          | 92.4          | 96.5           | 128.9          |
| 2017    | 110.9            | 122.7           | 111.9            | 117.2         | 108.9         | 111.2          | 169.6          |
| 2018    | 116.3            | 126.3           | 122.6            | 114.1         | 111.8         | 115.1          | 179.0          |
| 2019    | 120.6            | 123.1           | 125.4            | 112.7         | 113.7         | 111.2          | 197.1          |
| 2020    | 98.3             | 140.5           | 128.2            | 97.1          | 105.6         | 113.0          | 176.7          |
| 2021    | 103.3            | 187.1           | 155.7            | 125.4         | 132.7         | 144.3          | 228.6          |
| 2021. 2 | 105.8            | 189.5           | 145.7            | 110.9         | 119.2         | 133.6          | 208.9          |
| 3       | 103.9            | 185.0           | 141.5            | 111.8         | 124.1         | 134.6          | 209.0          |
| 4       | 101.5            | 172.6           | 149.3            | 114.6         | 129.0         | 138.9          | 206.3          |
| 5       | 96.8             | 178.1           | 152.0            | 121.0         | 131.6         | 141.7          | 215.1          |
| 6       | 97.5             | 176.0           | 151.0            | 128.0         | 135.7         | 146.1          | 229.3          |
| 7       | 98.4             | 169.5           | 153.0            | 128.9         | 134.6         | 150.9          | 226.6          |
| 8       | 99.7             | 178.8           | 157.0            | 132.4         | 139.1         | 155.0          | 241.3          |
| 9       | 102.8            | 176.7           | 161.8            | 136.1         | 137.3         | 152.5          | 247.8          |
| 10      | 108.8            | 178.3           | 167.0            | 141.1         | 137.4         | 148.6          | 258.6          |
| 11      | 105.2            | 208.6           | 168.8            | 137.0         | 144.1         | 149.5          | 251.0          |
| 12      | 108.7            | 243.7           | 165.1            | 130.9         | 143.1         | 148.6          | 240.5          |
| 2022. 1 | 115.4            | 248.8           | 162.9            | 134.6         | 145.5         | 148.3          | 249.9          |
| 2       | 117.2            | 247.9           | 157.2            | 126.2         | 141.1         | 139.8          | 239.1          |
| 3       | 120.8            | 260.8           | 167.0            | 119.6         | 131.8         | 128.9          | 205.0          |
| 4       | 125.1            | 301.5           | 177.2            | 120.1         | 134.2         | 132.4          | 204.1          |
| 5       | 118.2            | 301.5           | 174.2            | 107.3         | 130.0         | 128.3          | 197.1          |
| 6       | 114.8            | 315.0           | 180.1            | 104.7         | 125.6         | 125.6          | 189.5          |
| 7       | 101.7            | 305.8           | 183.1            | 102.2         | 124.4         | 123.4          | 191.9          |

## VIII. 무역 · 국제수지

### TRADE AND BALANCE OF PAYMENT

|                      |     |
|----------------------|-----|
| 1. 수출(F.O.B.) .....  | 118 |
| 2. 수입(C.I.F.) .....  | 120 |
| 3. 외환보유액(총보유액) ..... | 122 |
| 4. 외환보유액(금제외) .....  | 125 |
| 5. 환율 .....          | 128 |
| 6. 실질실효환율 .....      | 130 |
| 7. 경상수지 .....        | 132 |
| 8. 상품수지 .....        | 135 |
| 9. 서비스수지 .....       | 138 |

### VIII-1. 수출(F.O.B.)(Exports(Exports Free on Board))

- 수출액은 통상 F.O.B.(Free on Board), 즉 본선인도가격을 기준으로 산출하는데, 이는 무역상품을 선적하여 매수자에게 인도할 때의 가격이므로 선적 이후에 발생할 수 있는 운임비, 보험료 등이 제외된 가격임(보통 수출할 때 가격조건임).

### VIII-2. 수입(C.I.F.)(Imports(Cost, Insurance and Freight))

- 수입액은 통상 C.I.F.(Cost, Insurance and Freight), 즉 상품이 수입국에 도착하는 시점에서의 가격 개념을 적용하는데, 이는 운임비와 보험료를 포함한 매매계약 가격을 말함(보통 수입할 때 가격조건임).

### VIII-3. 외환보유액(총보유액)(Foreign Exchange Reserves(Total Reserves))

- 대외지급준비금을 의미하며, 통화당국(정부 및 중앙은행)과 외국환은행이 보유하는 외화자산의 총액임.  
· 외환보유액 = 금 + 외환액 + IMF 『포지션』 + SDR

### VIII-5. 환율(Foreign Exchange Rates)

- 미화 1달러당 자국 화폐의 기간(년, 월) 평균환율임.

### VIII-6. 실질실효환율(Real Effective Exchange Rates)

- 통화의 대외가치는 환율변동 뿐만 아니라, 국가 간의 물가상승률의 차이에 의해서도 영향을 받게 되는데, 국가 간의 물가변동을 고려하지 않고 주요 교역상대국의 환율 변동만을 종합적으로 고려한 환율을 명목실효환율이라고 하고 물가변동까지를 고려한 환율을 실질실효환율이라고 함. 다만, 실질실효환율은 국내에서는 공식적으로 공표되는 통계가 아니며 작성하는 기관에 따라서 사용하는 변수가 다를 수 있음. 따라서 IMF와 OECD의 공표자료도 작성기관에 따라 서로 상이할 수 있으므로 사용에 유의하여야 함.



#### **VIII-7. 경상수지(Current Balance)**

- 상품 수지, 서비스 수지, 소득 수지, 경상이전 수지를 합한 것으로, 재화 및 용역의 국가 간 이동이라는 실물면에서 본 수지 차의 개념임.

#### **VIII-8. 상품수지(Trade Balance)**

- 재화의 수출과 수입의 차이를 나타내는데 소유권 이전 기준으로 계상하며 수출입 간의 형평을 고려하여 가격 산출 조건을 수출입 모두 F.O.B.(본선인도가격기준)로 평가함. 자국화폐자료를 기간평균환율로 나누어 계상한 수치임.

#### **VIII-9. 서비스수지(Services Balance)**

- 외국과의 용역거래 결과 벌어들인 돈과 지급한 돈의 수지 차를 말하며, 국제수지표에서 서비스거래는 운수, 여행, 통신서비스, 보험서비스, 특허권 등 사용료, 사업서비스, 정부서비스, 기타서비스로 구분함. 자국화폐를 기간 평균환율로 나누어 계상한 수치임.





# 1. 수출(F.O.B.)

## Exports (F.O.B.)

단위: 백만 달러

In million US\$

|          | 대한민국<br>Korea | 노르웨이<br>Norway | 뉴질랜드<br>New Zealand | 덴마크<br>Denmark | 도미니카공화국<br>Dominican Rep. | 독 일<br>Germany | 멕시코<br>Mexico | 모로코<br>Morocco |
|----------|---------------|----------------|---------------------|----------------|---------------------------|----------------|---------------|----------------|
| 2016     | 495,426       | 88,410         | 33,755              | 95,327         | 9,840                     | 1,334,356      | 373,948       | 22,661         |
| 2017     | 573,694       | 101,054        | 38,077              | 102,506        | 10,135                    | 1,448,191      | 409,432       | 25,273         |
| 2018     | 604,860       | 121,791        | 39,673              | 109,697        | 10,638                    | 1,560,538      | 450,714       | 28,609         |
| 2019     | 542,233       | 102,799        | 39,516              | 111,098        | 11,193                    | 1,489,411      | 460,603       | 29,131         |
| 2020     | 512,498       | 84,460         | 38,919              | 108,438        | 10,297                    | 1,382,534      | 417,000       | 27,160         |
| 2021     | 644,400       | 160,106        | 44,757              | 124,933        | 12,413                    | 1,631,932      | 494,224       | 35,845         |
| 2020. 11 | 45,752        | 7,853          | 3,562               | 9,542          | 904                       | 133,029        | 38,241        | 2,520          |
| 12       | 51,332        | 8,733          | 3,819               | 9,233          | 964                       | 123,465        | 43,056        | 2,329          |
| 2021. 1  | 48,007        | 9,188          | 3,024               | 9,467          | 783                       | 120,115        | 32,668        | 2,773          |
| 2        | 44,707        | 9,753          | 3,261               | 9,575          | 964                       | 130,988        | 36,175        | 2,650          |
| 3        | 53,691        | 11,528         | 4,064               | 11,614         | 1,150                     | 151,986        | 43,021        | 3,131          |
| 4        | 51,226        | 9,768          | 3,837               | 9,890          | 1,008                     | 134,476        | 40,773        | 2,844          |
| 5        | 50,725        | 10,513         | 4,253               | 10,577         | 1,056                     | 133,411        | 40,798        | 2,471          |
| 6        | 54,779        | 11,620         | 4,234               | 11,434         | 1,037                     | 143,388        | 42,671        | 3,003          |
| 7        | 55,462        | 12,221         | 4,033               | 10,024         | 1,054                     | 136,466        | 40,888        | 2,497          |
| 8        | 53,165        | 13,079         | 3,045               | 9,072          | 1,084                     | 123,200        | 40,313        | 2,911          |
| 9        | 55,914        | 14,957         | 3,101               | 10,809         | 1,068                     | 139,223        | 41,680        | 3,218          |
| 10       | 55,660        | 18,540         | 3,800               | 10,600         | ...                       | 141,409        | 41,957        | 3,115          |
| 11       | 60,331        | 18,093         | 3,981               | 11,570         | ...                       | 144,503        | 45,587        | 3,468          |
| 12       | 60,734        | 20,846         | 4,124               | 10,301         | ...                       | 132,767        | 47,693        | 3,764          |
| 2022. 1  | 55,459        | 18,130         | 3,237               | 10,296         | ...                       | 123,864        | 33,899        | 3,226          |
| 2        | 54,154        | 17,413         | 3,667               | 10,500         | ...                       | 139,903        | ...           | 3,395          |
| 3        | 63,790        | 25,619         | 4,583               | 12,713         | ...                       | 151,838        | ...           | 3,854          |
| 4        | 57,851        | 18,580         | 4,263               | 9,881          | ...                       | 132,287        | ...           | 3,845          |

|          | 미 국<br>U. S. A. | 베트남<br>Viet Nam | 사우디아라비아<br>Saudi Arabia | 스웨덴<br>Sweden | 스페인<br>Spain | 싱가포르<br>Singapore | 아르헨티나<br>Argentina | 아일랜드<br>Ireland |
|----------|-----------------|-----------------|-------------------------|---------------|--------------|-------------------|--------------------|-----------------|
| 2016     | 1,451,010       | 176,581         | 183,579                 | 139,289       | 289,981      | 338,082           | 57,910             | 130,863         |
| 2017     | 1,546,274       | 215,013         | 221,835                 | 152,921       | 319,531      | 373,237           | 58,644             | 137,360         |
| 2018     | 1,663,982       | 243,699         | 294,373                 | 165,967       | 346,753      | 411,759           | 61,781             | 164,794         |
| 2019     | 1,643,161       | 264,268         | 261,534                 | 160,575       | 334,016      | 390,341           | 65,116             | 169,626         |
| 2020     | 1,424,934       | 282,630         | 173,854                 | 155,496       | 308,317      | 357,953           | 54,884             | 180,105         |
| 2021     | 1,754,578       | 335,928         | 276,179                 | 189,736       | 382,993      | 406,041           | ...                | 190,204         |
| 2020. 11 | 126,614         | 25,225          | 15,682                  | 14,831        | 29,913       | 28,549            | 4,500              | 17,194          |
| 12       | 132,194         | 27,653          | 17,423                  | 14,312        | 29,744       | 30,137            | 3,544              | 14,649          |
| 2021. 1  | 127,860         | 28,541          | 18,630                  | 13,768        | 26,193       | 29,440            | 4,912              | 15,751          |
| 2        | 124,010         | 20,268          | 17,223                  | 14,814        | 29,549       | 28,359            | 4,775              | 14,505          |
| 3        | 151,723         | 29,658          | 19,623                  | 16,868        | 35,811       | 35,512            | 5,720              | 16,982          |
| 4        | 144,178         | 26,610          | 18,467                  | 15,535        | 31,596       | 33,850            | 6,143              | 14,163          |
| 5        | 144,841         | 26,192          | 20,956                  | 16,005        | 32,448       | 31,241            | 6,813              | 15,856          |
| 6        | 147,636         | 27,209          | 22,491                  | 17,190        | 34,083       | 33,788            | 7,010              | 17,397          |
| 7        | 144,103         | 27,865          | 23,646                  | 14,722        | 32,084       | 34,045            | 7,252              | 15,133          |
| 8        | 148,176         | 27,228          | 23,924                  | 13,304        | 26,133       | 32,995            | 8,099              | 15,135          |
| 9        | 141,863         | 27,026          | 25,388                  | 17,024        | 33,778       | 34,123            | 7,570              | 16,943          |
| 10       | 164,540         | 28,871          | 28,269                  | 16,817        | 33,422       | 35,486            | 6,848              | 16,915          |
| 11       | 156,512         | 31,868          | 29,017                  | 17,439        | 34,602       | 37,332            | ...                | 17,162          |
| 12       | 159,136         | 34,592          | 28,545                  | 16,250        | 33,294       | 39,869            | ...                | 14,262          |
| 2022. 1  | ...             | 30,845          | 28,839                  | 15,444        | 31,359       | 37,086            | ...                | 18,037          |
| 2        | ...             | 23,417          | 30,875                  | 16,304        | 34,381       | ...               | ...                | 17,452          |
| 3        | ...             | 34,712          | 37,849                  | 19,117        | 37,885       | ...               | ...                | 22,110          |
| 4        | ...             | 33,317          | 36,565                  | 16,314        | 34,311       | ...               | ...                | 18,544          |

자료: 관세청 『수출입무역통계』, IMF 『International Financial Statistics』

# 1. 수출(F.O.B.)(계속)

## Exports (F.O.B.)(Cont'd)

단위: 백만 달러

In million US\$

|          | 영 국<br>United Kingdom | 오스트레일리아<br>Australia | 오스트리아<br>Austria | 우루과이<br>Uruguay | 인 도<br>India | 인도네시아<br>Indonesia | 중 국<br>China | 칠 레<br>Chile |
|----------|-----------------------|----------------------|------------------|-----------------|--------------|--------------------|--------------|--------------|
| 2016     | 410,856               | 192,506              | 152,089          | 7,042           | 264,542      | 144,491            | 2,097,632    | 60,718       |
| 2017     | 440,998               | 231,131              | 168,026          | 7,888           | 299,242      | 168,810            | 2,263,346    | 68,823       |
| 2018     | 486,440               | 257,097              | 184,815          | 7,498           | 324,779      | 180,123            | 2,486,695    | 74,839       |
| 2019     | 460,029               | 271,005              | 178,668          | 7,681           | 324,339      | 167,682            | 2,499,458    | 68,794       |
| 2020     | 399,528               | 250,824              | 169,418          | 6,858           | 276,410      | 163,306            | 2,589,952    | 74,085       |
| 2021     | 468,121               | 344,768              | 202,717          | ...             | 395,425      | 229,850            | 3,363,891    | 94,677       |
| 2020. 11 | 37,239                | 21,968               | 16,210           | 600             | 23,616       | 15,259             | 266,912      | 6,918        |
| 12       | 38,064                | 26,587               | 14,307           | 603             | 27,207       | 16,538             | 281,688      | 7,901        |
| 2021. 1  | 27,407                | 24,643               | 14,278           | 564             | 27,538       | 15,294             | 263,632      | 7,114        |
| 2        | 36,582                | 24,808               | 15,931           | 586             | 27,615       | 15,256             | 204,636      | 7,271        |
| 3        | 48,141                | 27,825               | 18,908           | 617             | 35,244       | 18,354             | 240,738      | 7,760        |
| 4        | 37,736                | 27,364               | 17,155           | 588             | 30,728       | 18,491             | 263,446      | 8,364        |
| 5        | 38,169                | 30,024               | 16,652           | 942             | 32,326       | 16,933             | 263,617      | 7,790        |
| 6        | 38,237                | 31,547               | 17,542           | 846             | 32,482       | 18,542             | 281,067      | 7,635        |
| 7        | 37,056                | 31,189               | 17,237           | 896             | 35,516       | 17,713             | 282,312      | 7,937        |
| 8        | 33,190                | 30,908               | 15,116           | 946             | 33,409       | 21,427             | 294,012      | 7,906        |
| 9        | 39,324                | 27,774               | 18,024           | 967             | 33,781       | 20,606             | 305,307      | 7,620        |
| 10       | 46,336                | 28,273               | 17,107           | 989             | 35,725       | 22,030             | 299,717      | 7,770        |
| 11       | 40,265                | 29,568               | 18,722           | ...             | 31,802       | 22,844             | 324,908      | 8,526        |
| 12       | 45,678                | 30,845               | 16,045           | ...             | 39,259       | 22,360             | 340,499      | 8,984        |
| 2022. 1  | 35,256                | 30,480               | 16,775           | ...             | 35,235       | 19,174             | 327,286      | ...          |
| 2        | 38,939                | 29,465               | 17,610           | ...             | 37,160       | 20,473             | 217,417      | ...          |
| 3        | 44,495                | 32,850               | 19,926           | ...             | 44,521       | 26,497             | 276,085      | ...          |
| 4        | 39,105                | 33,183               | 16,232           | ...             | 39,775       | 27,322             | 273,620      | ...          |

|          | 카자흐스탄<br>Kazakhstan | 카타르<br>Qatar | 파라과이<br>Paraguay | 페 루<br>Peru | 포르투갈<br>Portugal | 프랑스<br>France | 핀란드<br>Finland | 홍 콩<br>Hong Kong |
|----------|---------------------|--------------|------------------|-------------|------------------|---------------|----------------|------------------|
| 2016     | 36,686              | 57,309       | 8,494            | 37,082      | 55,374           | 501,178       | 57,907         | 516,635          |
| 2017     | 48,303              | 67,498       | 8,680            | 45,422      | 62,128           | 535,298       | 68,074         | 549,864          |
| 2018     | 60,956              | 84,294       | 9,041            | 49,068      | 68,360           | 582,224       | 75,870         | 568,454          |
| 2019     | 57,309              | 72,935       | 7,968            | 48,226      | 67,064           | 570,953       | 73,469         | 534,888          |
| 2020     | 46,447              | 51,504       | 8,517            | 42,941      | 61,495           | 488,638       | 66,221         | 548,774          |
| 2021     | 60,624              | 87,361       | 10,548           | ...         | 75,181           | 584,767       | 81,965         | 669,904          |
| 2020. 11 | 4,137               | 4,560        | 722              | 4,307       | 6,149            | 46,759        | 5,934          | 52,295           |
| 12       | 3,666               | 4,708        | 678              | 5,031       | 5,178            | 47,251        | 7,451          | 53,146           |
| 2021. 1  | 3,240               | 5,851        | 542              | 4,532       | 5,604            | 43,449        | 5,429          | 52,029           |
| 2        | 3,817               | 5,663        | 556              | 4,447       | 6,023            | 45,148        | 5,884          | 41,088           |
| 3        | 4,480               | 6,061        | 1,191            | 4,559       | 6,917            | 52,502        | 6,980          | 54,663           |
| 4        | 5,188               | 5,756        | 936              | 4,564       | 6,377            | 49,378        | 6,463          | 53,093           |
| 5        | 4,979               | 6,844        | 1,001            | 4,937       | 6,439            | 45,734        | 6,498          | 52,672           |
| 6        | 5,556               | 6,969        | 1,063            | 5,088       | 6,202            | 53,784        | 6,924          | 55,614           |
| 7        | 5,010               | 7,546        | 1,123            | 4,942       | 6,602            | 48,193        | 6,609          | 55,915           |
| 8        | 5,416               | 7,499        | 883              | ...         | 5,132            | 40,946        | 6,133          | 57,902           |
| 9        | 5,892               | 7,705        | 846              | ...         | 6,470            | 50,454        | 7,852          | 59,929           |
| 10       | 5,795               | 8,266        | 886              | ...         | 6,482            | 51,756        | 7,155          | 57,498           |
| 11       | 5,455               | 9,419        | 848              | ...         | 6,929            | 51,746        | 7,604          | 64,366           |
| 12       | 5,796               | 9,781        | 673              | ...         | 6,004            | 51,677        | 8,434          | 65,135           |
| 2022. 1  | 6,085               | 9,765        | 483              | ...         | 6,357            | 50,708        | 6,423          | 61,088           |
| 2        | 6,056               | 8,757        | 749              | ...         | 6,770            | 50,595        | 6,383          | 41,974           |
| 3        | 6,975               | 10,086       | ...              | ...         | 7,286            | 56,298        | 7,572          | 50,237           |
| 4        | 7,433               | 11,937       | ...              | ...         | 6,758            | 49,702        | 7,112          | 50,766           |

## 2. 수입(C.I.F.) Imports (C.I.F.)

단위: 백만 달러

In million US\$

|          | 대한민국<br>Korea | 노르웨이<br>Norway | 뉴질랜드<br>New Zealand | 덴마크<br>Denmark | 도미니카공화국<br>Dominican Rep. | 독 일<br>Germany | 멕시코<br>Mexico | 모로코<br>Morocco |
|----------|---------------|----------------|---------------------|----------------|---------------------------|----------------|---------------|----------------|
| 2016     | 406,193       | 72,109         | 36,080              | 85,513         | 17,399                    | 1,055,327      | 397,524       | 41,389         |
| 2017     | 478,478       | 81,250         | 40,124              | 92,956         | 17,734                    | 1,162,907      | 432,181       | 44,490         |
| 2018     | 535,202       | 86,600         | 43,791              | 102,753        | 20,197                    | 1,284,351      | 476,836       | 51,039         |
| 2019     | 503,343       | 85,319         | 42,363              | 98,019         | 20,268                    | 1,233,978      | 467,351       | 50,736         |
| 2020     | 467,633       | 80,448         | 37,152              | 97,928         | 17,047                    | 1,171,782      | 393,278       | 43,831         |
| 2021     | 615,093       | 97,763         | 49,856              | 121,327        | 24,556                    | 1,420,128      | 522,459       | 58,035         |
| 2020. 11 | 39,945        | 7,830          | 3,372               | 9,240          | 1,517                     | 112,726        | 36,196        | 4,020          |
| 12       | 44,638        | 7,342          | 3,766               | 9,101          | 1,745                     | 104,686        | 37,903        | 4,165          |
| 2021. 1  | 44,457        | 6,476          | 3,489               | 8,765          | 1,501                     | 102,442        | 34,980        | 4,059          |
| 2        | 42,405        | 6,808          | 3,113               | 9,503          | 1,646                     | 108,625        | 34,581        | 4,172          |
| 3        | 49,743        | 8,538          | 4,035               | 10,852         | 1,910                     | 126,414        | 47,654        | 5,429          |
| 4        | 50,891        | 7,743          | 3,553               | 9,643          | 1,981                     | 115,571        | 40,517        | 4,820          |
| 5        | 47,911        | 8,642          | 3,894               | 10,118         | 1,977                     | 117,926        | 41,763        | 4,896          |
| 6        | 50,429        | 8,649          | 4,060               | 10,558         | 2,091                     | 123,680        | 43,257        | 4,800          |
| 7        | 53,676        | 7,418          | 4,304               | 9,480          | 2,155                     | 114,969        | 46,428        | 4,520          |
| 8        | 51,581        | 8,267          | 4,534               | 9,331          | 1,935                     | 109,376        | 45,683        | 4,818          |
| 9        | 51,636        | 8,754          | 4,628               | 10,811         | 2,118                     | 119,864        | 45,541        | 4,916          |
| 10       | 53,848        | 8,550          | 4,706               | 10,515         | ...                       | 125,903        | 46,149        | 4,606          |
| 11       | 57,358        | 9,089          | 4,744               | 11,011         | ...                       | 130,488        | 47,243        | 5,340          |
| 12       | 61,160        | 8,829          | 4,796               | 10,740         | ...                       | 124,870        | 48,663        | 5,659          |
| 2022. 1  | 60,364        | 7,752          | 3,984               | 10,357         | ...                       | 120,171        | 41,713        | 5,456          |
| 2        | 53,316        | 7,907          | 3,924               | 10,261         | ...                       | 127,452        | ...           | 5,382          |
| 3        | 63,608        | 9,956          | 4,852               | 11,933         | ...                       | 143,669        | ...           | 6,454          |
| 4        | 60,328        | 8,192          | 3,869               | 10,234         | ...                       | 131,390        | ...           | 6,477          |

|          | 미 국<br>U. S. A. | 베트남<br>Viet Nam | 사우디아라비아<br>Saudi Arabia | 스웨덴<br>Sweden | 스페인<br>Spain | 싱가포르<br>Singapore | 아르헨티나<br>Argentina | 아일랜드<br>Ireland |
|----------|-----------------|-----------------|-------------------------|---------------|--------------|-------------------|--------------------|-----------------|
| 2016     | 2,250,152       | 174,805         | 140,170                 | 141,022       | 310,921      | 291,908           | 55,852             | 81,184          |
| 2017     | 2,408,475       | 212,920         | 134,519                 | 154,216       | 351,980      | 327,689           | 66,937             | 93,198          |
| 2018     | 2,614,223       | 236,862         | 137,065                 | 170,604       | 390,561      | 370,504           | 65,482             | 107,669         |
| 2019     | 2,567,445       | 253,392         | 144,335                 | 158,971       | 372,750      | 358,984           | 49,124             | 101,103         |
| 2020     | 2,406,934       | 262,701         | 137,997                 | 149,985       | 326,193      | 345,297           | 42,354             | 99,824          |
| 2021     | 2,937,140       | 331,583         | 152,849                 | 186,899       | 418,177      | 456,805           | ...                | 119,412         |
| 2020. 11 | 219,509         | 24,666          | 12,991                  | 14,609        | 30,111       | 32,120            | 4,115              | 11,047          |
| 12       | 222,297         | 27,904          | 12,128                  | 14,152        | 32,098       | 34,709            | 3,908              | 10,895          |
| 2021. 1  | 211,481         | 26,467          | 12,814                  | 13,256        | 28,350       | 33,936            | 3,844              | 7,768           |
| 2        | 200,214         | 20,745          | 10,944                  | 14,162        | 30,286       | 32,094            | 3,713              | 7,728           |
| 3        | 245,175         | 28,500          | 13,413                  | 16,521        | 36,828       | 41,305            | 5,320              | 10,782          |
| 4        | 234,733         | 27,863          | 13,254                  | 15,345        | 32,703       | 37,914            | 4,673              | 9,643           |
| 5        | 238,893         | 28,452          | 11,790                  | 15,585        | 33,621       | 35,597            | 5,141              | 10,230          |
| 6        | 251,217         | 27,659          | 12,402                  | 16,137        | 36,843       | 37,224            | 5,909              | 11,509          |
| 7        | 246,699         | 29,112          | 12,427                  | 13,913        | 34,321       | 36,797            | 5,715              | 9,260           |
| 8        | 255,255         | 27,753          | 13,555                  | 14,583        | 30,615       | 38,399            | 5,754              | 8,670           |
| 9        | 254,083         | 26,666          | 12,621                  | 16,329        | 37,933       | 38,615            | 5,886              | 9,853           |
| 10       | 261,221         | 26,133          | 12,227                  | 16,813        | 37,024       | 39,700            | 5,247              | 10,360          |
| 11       | 269,732         | 30,610          | 13,216                  | 17,460        | 39,665       | 41,786            | ...                | 11,447          |
| 12       | 268,437         | 31,623          | 14,187                  | 16,795        | 39,988       | 43,437            | ...                | 12,162          |
| 2022. 1  | ...             | 29,449          | 13,989                  | 15,583        | 38,705       | 40,671            | ...                | 10,653          |
| 2        | ...             | 25,381          | 13,102                  | 16,162        | 39,131       | ...               | ...                | 10,107          |
| 3        | ...             | 32,663          | 14,895                  | 18,620        | 44,018       | ...               | ...                | 12,359          |
| 4        | ...             | 32,468          | 14,740                  | 16,490        | 40,973       | ...               | ...                | 12,166          |

자료: 관세청 『수출입무역통계』, IMF 『International Financial Statistics』

## 2. 수입(C.I.F.)(계속) Imports (C.I.F.)(Cont'd)

단위: 백만 달러

In million US\$

|          | 영 국<br>United Kingdom | 오스트레일리아<br>Australia | 오스트리아<br>Austria | 우루과이<br>Uruguay | 인 도<br>India | 인도네시아<br>Indonesia | 중 국<br>China | 칠 레<br>Chile |
|----------|-----------------------|----------------------|------------------|-----------------|--------------|--------------------|--------------|--------------|
| 2016     | 636,731               | 196,269              | 157,697          | 8,137           | 361,649      | 135,654            | 1,587,925    | 59,374       |
| 2017     | 640,995               | 228,779              | 175,753          | 8,457           | 449,925      | 156,925            | 1,843,792    | 65,231       |
| 2018     | 672,450               | 235,385              | 193,722          | 8,893           | 514,464      | 188,708            | 2,135,748    | 74,612       |
| 2019     | 696,208               | 221,564              | 184,758          | 8,245           | 486,059      | 171,274            | 2,078,385    | 69,855       |
| 2020     | 638,251               | 211,824              | 172,449          | 7,564           | 373,202      | 141,620            | 2,065,963    | 59,212       |
| 2021     | 693,761               | 261,165              | 218,985          | ...             | 572,909      | 196,042            | 2,688,065    | 92,197       |
| 2020. 11 | 64,404                | 21,635               | 16,428           | 689             | 33,807       | 12,664             | 192,663      | 5,064        |
| 12       | 60,444                | 20,521               | 14,631           | 774             | 42,919       | 14,438             | 205,898      | 6,157        |
| 2021. 1  | 48,328                | 18,999               | 14,831           | 636             | 42,029       | 13,330             | 201,970      | 5,756        |
| 2        | 48,540                | 19,623               | 16,456           | 623             | 40,721       | 13,265             | 169,319      | 6,224        |
| 3        | 58,100                | 22,353               | 20,239           | 830             | 48,881       | 16,788             | 228,977      | 7,455        |
| 4        | 54,443                | 20,787               | 18,716           | 729             | 46,011       | 16,204             | 222,598      | 6,493        |
| 5        | 56,145                | 21,115               | 17,897           | 909             | 38,861       | 14,235             | 220,369      | 7,268        |
| 6        | 63,046                | 22,486               | 19,718           | 803             | 42,078       | 17,218             | 230,548      | 6,977        |
| 7        | 58,655                | 21,104               | 18,097           | 921             | 46,135       | 15,115             | 226,359      | 8,069        |
| 8        | 54,670                | 21,236               | 16,787           | 838             | 45,119       | 16,679             | 235,271      | 8,642        |
| 9        | 62,127                | 21,863               | 19,320           | 945             | 56,195       | 16,234             | 238,141      | 8,076        |
| 10       | 62,220                | 21,979               | 19,032           | 1,039           | 53,607       | 16,294             | 215,317      | 9,110        |
| 11       | 65,212                | 24,901               | 19,839           | ...             | 52,995       | 19,328             | 253,161      | 8,542        |
| 12       | 62,275                | 24,719               | 18,053           | ...             | 60,277       | 21,352             | 246,035      | 9,585        |
| 2022. 1  | 68,341                | 22,553               | 18,465           | ...             | 52,511       | 18,211             | 241,914      | ...          |
| 2        | 65,129                | 24,510               | 18,975           | ...             | 55,855       | 16,639             | 186,833      | ...          |
| 3        | 80,560                | 27,772               | 21,643           | ...             | 63,022       | 21,962             | 228,704      | ...          |
| 4        | 67,624                | 24,119               | 18,081           | ...             | 60,183       | 19,757             | 222,501      | ...          |

|          | 카자흐스탄<br>Kazakhstan | 카타르<br>Qatar | 파라과이<br>Paraguay | 페 루<br>Peru | 포르투갈<br>Portugal | 프랑스<br>France | 핀란드<br>Finland | 홍 콩<br>Hong Kong |
|----------|---------------------|--------------|------------------|-------------|------------------|---------------|----------------|------------------|
| 2016     | 24,995              | 32,060       | 9,752            | 36,253      | 67,953           | 567,659       | 60,841         | 546,519          |
| 2017     | 29,265              | 29,896       | 11,873           | 39,885      | 78,765           | 619,335       | 70,586         | 588,912          |
| 2018     | 32,534              | 31,696       | 13,336           | 43,261      | 89,060           | 676,444       | 78,623         | 626,614          |
| 2019     | 37,758              | 29,178       | 12,543           | 42,283      | 89,539           | 654,658       | 73,716         | 577,834          |
| 2020     | 37,221              | 25,835       | 10,219           | 36,124      | 77,894           | 581,297       | 68,267         | 569,767          |
| 2021     | 41,171              | 28,069       | 13,560           | ...         | 97,713           | 714,104       | 85,911         | 712,357          |
| 2020. 11 | 3,047               | 2,070        | 884              | 3,465       | 7,257            | 53,714        | 6,177          | 53,189           |
| 12       | 3,517               | 2,347        | 1,051            | 3,962       | 6,941            | 53,082        | 6,210          | 57,447           |
| 2021. 1  | 2,428               | 2,132        | 823              | 3,451       | 6,698            | 52,506        | 5,809          | 54,775           |
| 2        | 2,646               | 2,031        | 924              | 3,671       | 6,921            | 53,756        | 6,370          | 42,696           |
| 3        | 3,453               | 2,440        | 1,041            | 4,171       | 8,257            | 62,913        | 7,267          | 58,465           |
| 4        | 3,414               | 2,244        | 981              | 4,142       | 8,060            | 59,108        | 6,726          | 56,727           |
| 5        | 3,323               | 2,281        | 990              | 4,163       | 8,195            | 57,313        | 6,710          | 56,686           |
| 6        | 3,594               | 2,284        | 1,089            | ...         | 8,122            | 63,603        | 7,204          | 60,654           |
| 7        | 3,359               | 2,163        | 1,148            | ...         | 8,453            | 57,670        | 7,053          | 59,994           |
| 8        | 3,709               | 2,225        | 1,193            | ...         | 7,198            | 51,975        | 6,759          | 61,208           |
| 9        | 3,678               | 2,415        | 1,206            | ...         | 8,645            | 61,317        | 7,671          | 64,409           |
| 10       | 3,621               | 2,446        | 1,359            | ...         | 8,830            | 62,377        | 7,764          | 61,675           |
| 11       | 3,737               | 2,682        | 1,429            | ...         | 9,494            | 65,950        | 7,998          | 65,183           |
| 12       | 4,209               | 2,727        | 1,377            | ...         | 8,840            | 65,616        | 8,580          | 69,885           |
| 2022. 1  | 2,758               | 2,650        | 1,204            | ...         | 8,611            | 64,065        | 7,378          | 60,689           |
| 2        | 3,356               | 2,601        | 1,152            | ...         | 9,298            | 64,957        | 7,467          | 46,666           |
| 3        | 3,424               | 2,759        | ...              | ...         | 9,998            | 73,952        | 8,952          | 54,924           |
| 4        | 3,691               | 2,548        | ...              | ...         | 9,403            | 64,992        | 8,087          | 56,526           |

### 3. 외환보유액(총보유액)<sup>1)</sup>

#### Foreign Exchange Reserves (Total Reserves)

단위: 기말, 백만 달러

In end of period, million US\$

|         | 대한민국<br>Korea | 그리스<br>Greece | 네덜란드<br>Netherlands | 노르웨이<br>Norway | 대만<br>Taiwan | 덴마크<br>Denmark | 독일<br>Germany |
|---------|---------------|---------------|---------------------|----------------|--------------|----------------|---------------|
| 2016    | 371,102       | 6,893         | 36,133              | 60,445         | 438,984      | 64,245         | 185,286       |
| 2017    | 389,267       | 7,807         | 38,442              | 65,924         | 456,658      | 75,244         | 200,092       |
| 2018    | 403,694       | 7,585         | 38,468              | 63,145         | 466,792      | 70,936         | 198,228       |
| 2019    | 408,816       | 8,501         | 43,285              | 66,946         | 483,240      | 66,818         | 223,833       |
| 2020    | 443,098       | 11,944        | 54,038              | 75,259         | 535,327      | 72,816         | 268,776       |
| 2021    | 463,118       | 14,458        | 64,525              | 84,271         | 553,984      | 82,205         | 296,039       |
| 2021. 1 | 442,728       | 11,737        | 53,602              | 77,958         | 546,916      | 72,294         | 266,821       |
| 2       | 447,557       | 11,126        | 51,331              | 78,026         | 548,781      | 70,665         | 255,290       |
| 3       | 446,127       | 10,616        | 49,699              | 76,651         | 544,460      | 71,330         | 245,531       |
| 4       | 452,310       | 10,897        | 51,324              | 81,241         | 546,648      | 72,163         | 254,688       |
| 5       | 456,459       | 11,261        | 54,275              | 81,370         | 548,559      | 75,819         | 269,880       |
| 6       | 454,106       | 10,849        | 51,674              | 81,239         | 548,818      | 74,311         | 253,847       |
| 7       | 458,681       | 11,169        | 52,510              | 82,304         | 548,605      | 74,357         | 261,357       |
| 8       | 463,934       | 14,375        | 63,992              | 88,027         | 549,138      | 78,021         | 296,427       |
| 9       | 463,972       | 14,120        | 62,207              | 85,352         | 550,439      | 79,208         | 285,869       |
| 10      | 469,208       | 14,289        | 63,471              | 85,727         | 552,250      | 78,315         | 292,792       |
| 11      | 463,908       | 14,182        | 63,907              | 83,679         | 552,889      | 75,216         | 294,090       |
| 12      | 463,118       | 14,458        | 64,525              | 84,271         | 553,984      | 82,205         | 296,039       |
| 2022. 1 | 461,527       | 14,143        | 63,335              | 84,571         | 554,425      | 80,166         | 292,248       |
| 2       | 461,766       | 14,596        | 65,695              | 87,841         | 555,500      | 81,351         | 306,548       |
| 3       | 457,810       | 14,497        | 66,023              | 80,224         | 554,166      | 80,583         | 308,358       |
| 4       | 449,298       | 12,164        | 64,798              | 78,668         | 550,294      | 76,723         | 304,559       |
| 5       | 447,711       | 11,604        | 63,491              | 81,198         | 554,164      | 77,576         | 298,005       |
| 6       | 438,278       | 11,429        | 62,275              | 78,157         | 554,156      | 75,143         | 292,063       |

|         | 러시아<br>Russia | 루마니아<br>Romania | 룩셈부르크<br>Luxembourg | 말레이시아<br>Malaysia | 멕시코<br>Mexico | 미국<br>U. S. A. | 벨기에<br>Belgium |
|---------|---------------|-----------------|---------------------|-------------------|---------------|----------------|----------------|
| 2016    | 377,738       | 39,999          | 974                 | 94,501            | 178,025       | 117,332        | 23,565         |
| 2017    | 432,731       | 44,432          | 878                 | 102,446           | 175,448       | 123,293        | 26,159         |
| 2018    | 468,478       | 42,133          | 939                 | 101,444           | 176,380       | 125,798        | 26,870         |
| 2019    | 554,346       | 42,006          | 1,055               | 103,613           | 183,024       | 129,479        | 28,957         |
| 2020    | 595,772       | 52,198          | 1,119               | 107,636           | 199,056       | 144,890        | 33,321         |
| 2021    | 630,624       | 51,884          | 2,921               | 116,890           | 207,744       | 251,238        | 41,893         |
| 2021. 1 | 590,682       | 51,592          | 1,158               | 108,635           | 203,185       | 144,009        | 32,697         |
| 2       | 586,266       | 48,482          | 1,147               | 108,954           | 200,218       | 143,407        | 31,885         |
| 3       | 573,321       | 47,522          | 1,115               | 108,623           | 199,301       | 139,048        | 30,906         |
| 4       | 590,474       | 52,354          | 1,139               | 110,799           | 201,898       | 141,120        | 31,760         |
| 5       | 605,232       | 52,149          | 1,158               | 111,000           | 200,123       | 141,810        | 32,939         |
| 6       | 591,744       | 49,662          | 1,128               | 111,098           | 199,581       | 140,185        | 31,732         |
| 7       | 601,002       | 52,508          | 1,155               | 111,063           | 200,465       | 140,555        | 32,433         |
| 8       | 618,180       | 55,248          | 2,948               | 116,308           | 211,671       | 253,217        | 40,808         |
| 9       | 614,120       | 53,565          | 2,904               | 115,198           | 212,002       | 250,525        | 40,820         |
| 10      | 624,234       | 52,418          | 2,980               | 116,174           | 211,589       | 252,430        | 41,517         |
| 11      | 622,499       | 50,327          | 2,922               | 116,632           | 212,758       | 250,226        | 41,472         |
| 12      | 630,624       | 51,884          | 2,921               | 116,890           | 207,744       | 251,238        | 41,893         |
| 2022. 1 | 630,202       | 54,119          | 2,900               | 116,066           | 209,729       | 250,372        | 41,282         |
| 2       | ...           | 53,207          | 2,933               | 115,737           | 210,002       | 250,796        | 42,426         |
| 3       | ...           | 51,029          | 2,921               | 115,575           | 209,575       | 248,224        | 42,167         |
| 4       | ...           | 49,223          | 2,835               | 112,242           | 207,103       | 240,958        | 41,326         |
| 5       | ...           | 50,094          | 2,839               | 112,628           | 206,038       | 242,311        | 41,219         |
| 6       | ...           | 49,866          | 2,795               | 109,020           | 203,585       | 238,575        | 40,370         |

주: 1) 광의의 외환보유액으로 금, 외환액, IMF포지션, 특별인출권(SDR)의 합계임

자료: 한국은행 경제통계시스템, IMF 『International Financial Statistics』, 대만 『Financial Statistics』



### 3. 외환보유액(총보유액)(계속) <sup>1)</sup>

#### Foreign Exchange Reserves (Total Reserves)(Cont'd)

단위: 기말, 백만 달러

In end of period, million US\$

|         | 브라질<br>Brazil | 스웨덴<br>Sweden | 스위스<br>Switzerland | 스페인<br>Spain | 슬로바키아<br>Slovak Republic | 싱가포르<br>Singapore | 아르헨티나<br>Argentina |
|---------|---------------|---------------|--------------------|--------------|--------------------------|-------------------|--------------------|
| 2016    | 365,015       | 59,386        | 679,359            | 63,144       | 2,892                    | 246,576           | 38,425             |
| 2017    | 373,966       | 62,216        | 811,196            | 69,409       | 3,622                    | 279,902           | 55,330             |
| 2018    | 374,715       | 60,567        | 786,971            | 70,650       | 5,231                    | 287,678           | 66,220             |
| 2019    | 356,884       | 55,490        | 854,804            | 74,715       | 7,167                    | 279,451           | 44,877             |
| 2020    | 355,620       | 58,279        | 1,083,481          | 81,318       | 9,347                    | 362,300           | 39,408             |
| 2021    | 362,204       | 62,072        | 1,109,917          | 92,227       | 9,612                    | 417,896           | 39,662             |
| 2021. 1 | 355,416       | 57,925        | 1,078,787          | 81,266       | 9,568                    | 370,081           | 39,481             |
| 2       | 356,070       | 54,474        | 1,074,853          | 79,577       | 9,519                    | 382,632           | 39,475             |
| 3       | 347,413       | 54,453        | 1,052,004          | 78,083       | 9,105                    | 379,759           | 39,446             |
| 4       | 350,995       | 55,750        | 1,070,377          | 79,269       | 9,209                    | 385,709           | 40,270             |
| 5       | 353,455       | 57,188        | 1,073,185          | 80,819       | 9,306                    | 398,078           | 41,870             |
| 6       | 352,486       | 56,805        | 1,084,648          | 79,462       | 9,114                    | 398,361           | 42,340             |
| 7       | 355,671       | 57,901        | 1,086,221          | 79,799       | 9,234                    | 407,740           | 42,599             |
| 8       | 370,394       | 64,260        | 1,094,130          | 92,411       | 10,092                   | 418,149           | 46,170             |
| 9       | 368,886       | 62,020        | 1,077,411          | 91,100       | 9,769                    | 416,754           | 42,837             |
| 10      | 367,926       | 61,024        | 1,086,216          | 92,191       | 9,664                    | 419,033           | 42,802             |
| 11      | 367,772       | 61,218        | 1,081,241          | 91,797       | 9,527                    | 412,962           | 41,531             |
| 12      | 362,204       | 62,072        | 1,109,917          | 92,227       | 9,612                    | 417,896           | 39,662             |
| 2022. 1 | 358,398       | 61,850        | 1,092,560          | 91,982       | 9,447                    | 418,392           | 37,589             |
| 2       | 357,752       | 61,137        | 1,099,952          | 92,737       | 9,630                    | 426,634           | 37,024             |
| 3       | 353,169       | 59,468        | 1,064,772          | 91,944       | 9,820                    | 379,669           | 43,136             |
| 4       | 345,097       | 58,904        | 1,031,818          | 90,274       | 9,935                    | 365,276           | 41,989             |
| 5       | 346,415       | 60,269        | 1,041,091          | 90,332       | 10,312                   | 345,360           | 41,565             |
| 6       | 341,958       | 60,455        | 962,473            | 88,821       | 10,247                   | 314,386           | 42,735             |

|         | 아이슬란드<br>Iceland | 에스토니아<br>Estonia | 영국<br>U. K. | 오스트레일리아<br>Australia | 오스트리아<br>Austria | 이집트<br>Egypt | 이탈리아<br>Italy |
|---------|------------------|------------------|-------------|----------------------|------------------|--------------|---------------|
| 2016    | 7,226            | 352              | 135,044     | 52,511               | 23,359           | 23,204       | 136,044       |
| 2017    | 6,567            | 345              | 150,803     | 65,640               | 21,574           | 35,887       | 151,199       |
| 2018    | 6,322            | 755              | 172,681     | 53,904               | 23,207           | 41,325       | 152,508       |
| 2019    | 6,782            | 1,426            | 173,568     | 57,982               | 23,600           | 43,986       | 175,256       |
| 2020    | 6,419            | 1,997            | 180,129     | 42,538               | 30,470           | 38,485       | 210,955       |
| 2021    | 7,079            | 2,371            | 194,200     | 57,846               | 33,982           | 39,318       | 227,699       |
| 2021. 1 | 6,258            | 2,144            | 173,522     | 41,303               | 29,799           | 38,509       | 208,002       |
| 2       | 7,026            | 2,064            | 171,132     | 43,342               | 28,636           | 38,637       | 199,983       |
| 3       | 6,787            | 2,381            | 171,223     | 47,110               | 27,673           | 38,744       | 192,809       |
| 4       | 6,861            | 2,424            | 172,081     | 47,104               | 28,513           | 38,741       | 200,546       |
| 5       | 6,935            | 2,051            | 171,201     | 47,278               | 29,037           | 38,860       | 212,086       |
| 6       | 6,943            | 2,432            | 167,548     | 48,164               | 28,197           | 38,989       | 201,893       |
| 7       | 6,964            | 2,358            | 169,563     | 46,885               | 28,886           | 39,004       | 207,639       |
| 8       | 7,367            | 2,386            | 192,091     | 57,355               | 34,098           | 39,067       | 226,909       |
| 9       | 7,204            | 2,679            | 193,412     | 58,355               | 33,092           | 39,233       | 219,606       |
| 10      | 7,187            | 2,704            | 192,474     | 56,253               | 33,754           | 39,259       | 225,034       |
| 11      | 7,092            | 2,314            | 192,883     | 57,211               | 33,762           | 39,321       | 225,177       |
| 12      | 7,079            | 2,371            | 194,200     | 57,846               | 33,982           | 39,318       | 227,699       |
| 2022. 1 | 6,985            | 2,328            | 186,309     | 56,322               | 33,839           | 39,309       | 224,600       |
| 2       | 7,034            | 2,228            | 188,084     | 56,441               | 35,306           | 39,296       | 234,165       |
| 3       | 6,875            | 2,699            | 190,546     | 56,296               | 35,388           | 34,547       | 234,698       |
| 4       | 6,733            | 2,603            | 180,906     | 54,105               | 34,672           | 34,596       | 232,044       |
| 5       | 6,756            | 2,345            | 178,079     | 54,725               | 34,185           | 32,941       | 227,437       |
| 6       | 6,588            | 2,338            | 175,019     | 54,055               | 33,530           | ...          | 222,461       |

### 3. 외환보유액(총보유액)(계속) <sup>1)</sup>

#### Foreign Exchange Reserves (Total Reserves)(Cont'd)

단위: 기말, 백만 달러

In end of period, million US\$

|         | 인도<br>India | 일본<br>Japan | 중국<br>China | 체코<br>Czech Republic | 캐나다<br>Canada | 태국<br>Thailand | 튀르키예<br>Turkiye |
|---------|-------------|-------------|-------------|----------------------|---------------|----------------|-----------------|
| 2016    | 359,729     | 1,216,843   | 3,097,653   | 85,729               | 82,718        | 171,853        | 104,971         |
| 2017    | 409,772     | 1,264,141   | 3,235,350   | 147,976              | 86,678        | 202,562        | 107,657         |
| 2018    | 396,115     | 1,270,466   | 3,168,212   | 142,512              | 83,926        | 205,641        | 92,997          |
| 2019    | 460,209     | 1,322,443   | 3,222,900   | 149,855              | 85,297        | 224,322        | 105,620         |
| 2020    | 586,045     | 1,390,809   | 3,357,028   | 166,121              | 90,428        | 258,128        | 93,199          |
| 2021    | 633,761     | 1,405,749   | 3,427,045   | 173,613              | 106,615       | 245,985        | 109,535         |
| 2021. 1 | 590,596     | 1,388,192   | 3,349,705   | 164,432              | 89,107        | 256,837        | 94,036          |
| 2       | 584,820     | 1,375,551   | 3,336,424   | 165,737              | 86,326        | 253,919        | 93,704          |
| 3       | 577,164     | 1,364,662   | 3,297,568   | 163,644              | 83,375        | 245,535        | 85,061          |
| 4       | 588,201     | 1,374,617   | 3,330,744   | 167,482              | 84,337        | 250,379        | 86,345          |
| 5       | 599,065     | 1,383,635   | 3,362,799   | 169,594              | 89,217        | 251,782        | 90,592          |
| 6       | 611,256     | 1,372,658   | 3,346,174   | 167,058              | 89,053        | 246,532        | 96,309          |
| 7       | 620,243     | 1,382,685   | 3,372,029   | 167,767              | 90,198        | 248,022        | 104,317         |
| 8       | 640,875     | 1,420,478   | 3,409,001   | 171,173              | 106,539       | 252,019        | 116,235         |
| 9       | 635,447     | 1,405,543   | 3,373,239   | 169,152              | 106,176       | 244,660        | 119,695         |
| 10      | 640,542     | 1,400,741   | 3,392,562   | 172,795              | 104,169       | 246,124        | 122,382         |
| 11      | 638,181     | 1,405,755   | 3,399,174   | 170,370              | 103,627       | 243,019        | 124,112         |
| 12      | 633,761     | 1,405,749   | 3,427,045   | 173,613              | 106,615       | 245,985        | 109,535         |
| 2022. 1 | 630,107     | 1,385,932   | 3,398,231   | 174,287              | 104,402       | 242,752        | 108,220         |
| 2       | 631,995     | 1,384,573   | 3,397,745   | 176,299              | 102,889       | 245,044        | 106,295         |
| 3       | 607,419     | 1,356,071   | 3,373,289   | 173,688              | 103,764       | 242,434        | 101,639         |
| 4       | 596,754     | 1,322,192   | 3,301,770   | 169,115              | 105,617       | 228,576        | 102,664         |
| 5       | 603,292     | 1,329,651   | 3,305,587   | 167,557              | 107,893       | 229,992        | 97,458          |
| 6       | 589,164     | 1,311,253   | 3,247,011   | 154,618              | 106,282       | 222,271        | 94,104          |

|         | 포르투갈<br>Portugal | 폴란드<br>Poland | 프랑스<br>France | 핀란드<br>Finland | 필리핀<br>Philippines | 헝가리<br>Hungary | 홍콩<br>Hong Kong |
|---------|------------------|---------------|---------------|----------------|--------------------|----------------|-----------------|
| 2016    | 25,132           | 114,372       | 146,771       | 10,484         | 80,692             | 25,824         | 386,294         |
| 2017    | 26,109           | 113,267       | 156,401       | 10,508         | 81,565             | 28,002         | 431,442         |
| 2018    | 24,943           | 116,957       | 166,628       | 10,312         | 79,193             | 31,361         | 424,620         |
| 2019    | 24,981           | 128,392       | 188,865       | 11,424         | 87,840             | 31,831         | 441,349         |
| 2020    | 29,502           | 154,219       | 224,503       | 13,485         | 110,117            | 41,353         | 491,775         |
| 2021    | 32,570           | 166,030       | 244,500       | 16,749         | 108,794            | 43,478         | 496,867         |
| 2021. 1 | 28,161           | 157,287       | 221,523       | 13,261         | 108,674            | 40,288         | 493,165         |
| 2       | 27,013           | 163,444       | 213,148       | 13,197         | 105,161            | 40,234         | 495,722         |
| 3       | 26,662           | 158,341       | 205,529       | 13,055         | 104,482            | 37,595         | 491,368         |
| 4       | 29,051           | 155,660       | 212,562       | 13,305         | 107,705            | 36,633         | 490,575         |
| 5       | 31,868           | 162,717       | 224,110       | 13,637         | 107,252            | 37,238         | 494,490         |
| 6       | 30,139           | 159,392       | 212,633       | 13,364         | 105,763            | 36,616         | 491,630         |
| 7       | 31,223           | 163,011       | 218,275       | 13,582         | 107,151            | 37,403         | 494,760         |
| 8       | 34,015           | 169,438       | 244,387       | 16,784         | 107,965            | 39,876         | 497,055         |
| 9       | 32,830           | 167,016       | 237,603       | 16,584         | 106,596            | 44,405         | 494,942         |
| 10      | 33,366           | 167,806       | 243,583       | 16,744         | 107,904            | 43,766         | 498,028         |
| 11      | 32,079           | 166,673       | 243,781       | 16,720         | 107,724            | 42,045         | 499,384         |
| 12      | 32,570           | 166,030       | 244,500       | 16,749         | 108,794            | 43,478         | 496,867         |
| 2022. 1 | 31,487           | 161,238       | 240,867       | 16,522         | 107,668            | 39,690         | 492,540         |
| 2       | 32,287           | 160,682       | 251,165       | 16,597         | 107,801            | 40,520         | 491,083         |
| 3       | 31,457           | 158,061       | 251,210       | 16,619         | 107,309            | 41,148         | 481,609         |
| 4       | 31,393           | 152,107       | 248,605       | 16,263         | 105,400            | 36,275         | 465,704         |
| 5       | 30,836           | 156,300       | 243,960       | 16,228         | 103,647            | 36,541         | 465,042         |
| 6       | 30,180           | 154,254       | 239,923       | 15,938         | 100,854            | 39,120         | 447,235         |

## 4. 외환보유액(금제외) <sup>1)</sup>

### Foreign Exchange Reserves (Total Reserves Excluding Gold)

단위: 기말, 백만 달러

In end of period, million US\$

|         | 대한민국<br>Korea | 그리스<br>Greece | 네덜란드<br>Netherlands | 노르웨이<br>Norway | 대만<br>Taiwan | 덴마크<br>Denmark | 독일<br>Germany |
|---------|---------------|---------------|---------------------|----------------|--------------|----------------|---------------|
| 2016    | 366,307       | 2,695         | 13,342              | 60,445         | 434,204      | 61,764         | 59,582        |
| 2017    | 384,472       | 3,096         | 12,893              | 65,924         | 451,500      | 72,470         | 59,357        |
| 2018    | 398,900       | 2,918         | 13,195              | 63,145         | 461,784      | 68,200         | 59,173        |
| 2019    | 404,021       | 2,950         | 13,331              | 66,946         | 478,126      | 63,577         | 59,185        |
| 2020    | 438,303       | 5,006         | 16,734              | 75,259         | 529,911      | 68,777         | 63,969        |
| 2021    | 458,324       | 7,773         | 28,630              | 84,271         | 548,408      | 78,342         | 99,169        |
| 2021. 1 | 437,933       | 4,893         | 16,799              | 77,958         | 541,481      | 68,306         | 64,765        |
| 2       | 442,763       | 4,667         | 16,600              | 78,026         | 543,326      | 66,936         | 64,613        |
| 3       | 441,333       | 4,447         | 16,528              | 76,651         | 539,044      | 67,712         | 63,416        |
| 4       | 447,515       | 4,421         | 16,509              | 81,241         | 541,110      | 68,392         | 63,620        |
| 5       | 451,664       | 4,281         | 16,751              | 81,370         | 542,978      | 71,754         | 64,077        |
| 6       | 449,311       | 4,399         | 17,007              | 81,239         | 543,282      | 70,539         | 63,709        |
| 7       | 453,886       | 4,472         | 16,520              | 82,304         | 543,076      | 70,451         | 63,963        |
| 8       | 459,139       | 7,729         | 28,283              | 88,027         | 543,578      | 74,138         | 100,572       |
| 9       | 459,178       | 7,796         | 28,229              | 85,352         | 544,899      | 75,479         | 99,513        |
| 10      | 464,413       | 7,739         | 28,291              | 85,727         | 546,701      | 74,529         | 99,843        |
| 11      | 459,113       | 7,606         | 28,591              | 83,679         | 547,332      | 71,355         | 100,395       |
| 12      | 458,324       | 7,773         | 28,630              | 84,271         | 548,408      | 78,342         | 99,169        |
| 2022. 1 | 456,732       | 7,576         | 28,073              | 84,571         | 548,874      | 76,325         | 98,845        |
| 2       | 456,972       | 7,587         | 28,066              | 87,841         | 549,994      | 77,265         | 100,200       |
| 3       | 453,016       | 7,414         | 28,010              | 80,224         | 548,770      | 76,428         | 99,904        |
| 4       | 444,503       | 5,131         | 27,062              | 78,668         | 545,061      | 72,633         | 97,685        |
| 5       | 442,916       | 4,807         | 27,023              | 81,198         | 548,854      | 73,642         | 98,228        |
| 6       | 433,484       | 4,798         | 26,710              | 78,157         | 548,963      | 71,255         | 97,232        |

|         | 러시아<br>Russia | 루마니아<br>Romania | 룩셈부르크<br>Luxembourg | 말레이시아<br>Malaysia | 멕시코<br>Mexico | 미국<br>U. S. A. | 벨기에<br>Belgium |
|---------|---------------|-----------------|---------------------|-------------------|---------------|----------------|----------------|
| 2016    | 317,544       | 36,133          | 891                 | 93,072            | 173,536       | 106,291        | 15,103         |
| 2017    | 356,084       | 40,107          | 785                 | 100,878           | 170,458       | 112,252        | 16,673         |
| 2018    | 381,575       | 37,856          | 847                 | 99,850            | 171,445       | 114,757        | 17,487         |
| 2019    | 443,970       | 36,931          | 945                 | 101,726           | 177,177       | 118,438        | 17,835         |
| 2020    | 457,018       | 45,889          | 981                 | 105,280           | 191,769       | 133,849        | 19,470         |
| 2021    | 497,554       | 45,821          | 2,790               | 114,641           | 200,775       | 240,197        | 28,566         |
| 2021. 1 | 453,897       | 45,404          | 1,021               | 106,279           | 195,996       | 132,968        | 19,032         |
| 2       | 455,962       | 42,599          | 1,018               | 106,598           | 193,500       | 132,366        | 18,990         |
| 3       | 448,034       | 41,904          | 994                 | 106,523           | 192,784       | 128,007        | 18,589         |
| 4       | 459,620       | 46,436          | 1,011               | 108,699           | 195,087       | 130,079        | 18,833         |
| 5       | 465,733       | 45,797          | 1,020               | 108,900           | 192,802       | 130,769        | 19,007         |
| 6       | 461,305       | 43,803          | 1,001               | 108,907           | 192,775       | 129,144        | 18,861         |
| 7       | 466,127       | 46,414          | 1,023               | 108,873           | 193,419       | 129,514        | 19,071         |
| 8       | 485,483       | 49,203          | 2,817               | 114,117           | 204,670       | 242,176        | 27,549         |
| 9       | 485,462       | 47,800          | 2,780               | 113,042           | 205,282       | 239,484        | 28,205         |
| 10      | 491,375       | 46,428          | 2,852               | 114,017           | 204,768       | 241,389        | 28,456         |
| 11      | 489,761       | 44,340          | 2,793               | 114,476           | 205,806       | 239,185        | 28,360         |
| 12      | 497,554       | 45,821          | 2,790               | 114,641           | 200,775       | 240,197        | 28,566         |
| 2022. 1 | 497,946       | 48,149          | 2,771               | 113,817           | 202,806       | 239,331        | 28,190         |
| 2       | ...           | 46,862          | 2,795               | 113,487           | 202,639       | 239,755        | 28,455         |
| 3       | ...           | 44,614          | 2,782               | 113,162           | 202,087       | 237,182        | 28,053         |
| 4       | ...           | 42,841          | 2,697               | 109,828           | 199,740       | 229,917        | 27,316         |
| 5       | ...           | 43,929          | 2,705               | 110,215           | 198,957       | 231,270        | 27,679         |
| 6       | ...           | 43,828          | 2,665               | 106,757           | 196,580       | 227,534        | 27,166         |

주: 1) 광의의 외환보유액(금, 외환액, IMF포지션, 특별인출권(SDR)의 합계)에서 금을 제외함

자료: 한국은행 경제통계시스템, IMF 「International Financial Statistics」, 대만 「Financial Statistics」

## 4. 외환보유액(금제외)(계속) <sup>1)</sup>

### Foreign Exchange Reserves (Total Reserves Excluding Gold)(Cont'd)

단위: 기말, 백만 달러

In end of period, million US\$

|         | 브라질<br>Brazil | 스웨덴<br>Sweden | 스위스<br>Switzerland | 스페인<br>Spain | 슬로바키아<br>Slovak Republic | 싱가포르<br>Singapore | 아르헨티나<br>Argentina |
|---------|---------------|---------------|--------------------|--------------|--------------------------|-------------------|--------------------|
| 2016    | 362,505       | 54,730        | 640,594            | 52,666       | 1,712                    | 246,365           | 36,323             |
| 2017    | 371,151       | 56,951        | 767,680            | 57,663       | 2,300                    | 279,690           | 53,031             |
| 2018    | 371,934       | 55,386        | 744,167            | 59,030       | 3,923                    | 287,466           | 63,964             |
| 2019    | 353,588       | 49,354        | 804,004            | 60,944       | 5,617                    | 279,240           | 42,193             |
| 2020    | 351,519       | 50,617        | 1,020,172          | 64,168       | 7,417                    | 362,088           | 35,650             |
| 2021    | 354,623       | 54,696        | 1,048,963          | 75,724       | 7,755                    | 416,101           | 36,448             |
| 2021. 1 | 351,393       | 50,415        | 1,016,440          | 64,345       | 7,663                    | 369,870           | 35,808             |
| 2       | 352,323       | 47,518        | 1,016,446          | 63,610       | 7,722                    | 382,420           | 36,051             |
| 3       | 343,714       | 47,547        | 995,266            | 62,833       | 7,388                    | 379,548           | 36,053             |
| 4       | 347,168       | 48,606        | 1,011,243          | 63,262       | 7,408                    | 385,498           | 36,759             |
| 5       | 348,598       | 49,487        | 1,009,456          | 63,567       | 7,364                    | 396,882           | 38,087             |
| 6       | 345,613       | 49,668        | 1,025,815          | 63,524       | 7,320                    | 396,567           | 38,831             |
| 7       | 348,075       | 50,534        | 1,025,198          | 63,253       | 7,372                    | 405,946           | 38,999             |
| 8       | 362,859       | 56,950        | 1,033,529          | 75,994       | 8,244                    | 416,354           | 42,571             |
| 9       | 361,560       | 54,915        | 1,019,165          | 75,479       | 8,011                    | 414,959           | 39,354             |
| 10      | 360,511       | 53,836        | 1,026,866          | 76,016       | 7,843                    | 417,239           | 39,266             |
| 11      | 360,335       | 54,047        | 1,020,954          | 75,561       | 7,700                    | 411,168           | 38,009             |
| 12      | 354,623       | 54,696        | 1,048,963          | 75,724       | 7,755                    | 416,101           | 36,448             |
| 2022. 1 | 350,909       | 54,584        | 1,032,495          | 75,770       | 7,623                    | 416,598           | 34,025             |
| 2       | 349,879       | 53,490        | 1,036,010          | 75,436       | 7,683                    | 424,839           | 33,280             |
| 3       | 345,066       | 51,610        | 999,930            | 74,467       | 7,853                    | 377,875           | 39,277             |
| 4       | 337,141       | 51,188        | 967,932            | 72,924       | 7,982                    | 363,481           | 38,199             |
| 5       | 338,732       | 52,819        | 979,178            | 73,566       | 8,425                    | 343,565           | 37,910             |
| 6       | 334,401       | 53,120        | 901,685            | 72,470       | 8,407                    | 312,591           | 39,147             |

|         | 아이슬란드<br>Iceland | 에스토니아<br>Estonia | 영국<br>U. K. | 오스트레일리아<br>Australia | 오스트리아<br>Austria | 이집트<br>Egypt | 이탈리아<br>Italy |
|---------|------------------|------------------|-------------|----------------------|------------------|--------------|---------------|
| 2016    | 7,153            | 343              | 123,500     | 49,797               | 12,940           | 20,858       | 44,803        |
| 2017    | 6,483            | 335              | 137,924     | 62,617               | 9,894            | 33,214       | 48,919        |
| 2018    | 6,239            | 745              | 159,872     | 51,077               | 11,653           | 38,609       | 51,331        |
| 2019    | 6,685            | 1,414            | 158,376     | 55,604               | 9,906            | 40,685       | 55,341        |
| 2020    | 6,299            | 1,982            | 161,188     | 39,152               | 13,416           | 34,095       | 61,614        |
| 2021    | 6,963            | 2,357            | 176,024     | 53,790               | 17,572           | 35,090       | 84,002        |
| 2021. 1 | 6,141            | 2,129            | 154,989     | 38,079               | 12,974           | 34,225       | 60,666        |
| 2       | 6,916            | 2,050            | 153,877     | 39,936               | 12,758           | 34,497       | 60,945        |
| 3       | 6,678            | 2,368            | 154,220     | 43,643               | 12,508           | 34,810       | 60,013        |
| 4       | 6,748            | 2,409            | 154,415     | 43,253               | 12,596           | 34,613       | 61,169        |
| 5       | 6,814            | 2,035            | 152,302     | 42,767               | 11,883           | 34,451       | 61,869        |
| 6       | 6,831            | 2,418            | 149,930     | 43,978               | 12,349           | 34,878       | 63,111        |
| 7       | 6,848            | 2,344            | 151,379     | 42,550               | 12,433           | 34,736       | 63,559        |
| 8       | 7,251            | 2,372            | 174,061     | 53,162               | 17,773           | 34,828       | 83,953        |
| 9       | 7,092            | 2,665            | 175,879     | 54,329               | 17,559           | 35,162       | 83,583        |
| 10      | 7,073            | 2,690            | 174,753     | 52,166               | 17,671           | 35,041       | 84,198        |
| 11      | 6,979            | 2,299            | 175,058     | 53,042               | 17,617           | 35,099       | 83,797        |
| 12      | 6,963            | 2,357            | 176,024     | 53,790               | 17,572           | 35,090       | 84,002        |
| 2022. 1 | 6,870            | 2,313            | 168,395     | 52,175               | 17,718           | 35,104       | 83,433        |
| 2       | 6,912            | 2,213            | 169,053     | 52,151               | 18,103           | 32,389       | 83,523        |
| 3       | 6,752            | 2,684            | 171,197     | 52,182               | 18,009           | 27,521       | 82,519        |
| 4       | 6,612            | 2,588            | 161,830     | 50,056               | 17,421           | 27,758       | 80,976        |
| 5       | 6,639            | 2,330            | 159,670     | 50,595               | 17,514           | 26,284       | 81,446        |
| 6       | 6,473            | 2,324            | 156,971     | 49,741               | 17,271           | ...          | 80,084        |

## 4. 외환보유액(금제외)(계속) <sup>1)</sup>

### Foreign Exchange Reserves (Total Reserves Excluding Gold)(Cont'd)

단위: 기말, 백만 달러

In end of period, million US\$

|         | 인도<br>India | 일본<br>Japan | 중국<br>China | 체코<br>Czech Republic | 캐나다<br>Canada | 태국<br>Thailand | 튀르키예<br>Turkiye |
|---------|-------------|-------------|-------------|----------------------|---------------|----------------|-----------------|
| 2016    | 341,145     | 1,188,327   | 3,029,775   | 85,366               | 82,718        | 166,157        | 90,919          |
| 2017    | 389,350     | 1,232,244   | 3,158,877   | 147,583              | 86,678        | 196,121        | 84,115          |
| 2018    | 374,425     | 1,238,935   | 3,091,881   | 142,151              | 83,926        | 199,296        | 72,867          |
| 2019    | 432,378     | 1,284,974   | 3,127,494   | 149,464              | 85,297        | 216,817        | 78,532          |
| 2020    | 549,087     | 1,344,283   | 3,238,782   | 165,549              | 90,428        | 248,743        | 49,958          |
| 2021    | 594,356     | 1,356,244   | 3,313,920   | 172,999              | 106,615       | 231,737        | 71,046          |
| 2021. 1 | 554,104     | 1,342,338   | 3,232,950   | 163,867              | 89,107        | 247,704        | 51,867          |
| 2       | 549,399     | 1,332,673   | 3,227,246   | 165,200              | 86,326        | 245,342        | 52,985          |
| 3       | 543,284     | 1,318,667   | 3,191,635   | 163,114              | 83,375        | 237,090        | 46,113          |
| 4       | 552,737     | 1,326,538   | 3,220,012   | 166,941              | 84,337        | 239,151        | 45,409          |
| 5       | 560,788     | 1,331,958   | 3,243,779   | 169,022              | 89,217        | 236,820        | 46,648          |
| 6       | 575,511     | 1,324,702   | 3,235,724   | 166,496              | 89,053        | 232,641        | 55,779          |
| 7       | 582,672     | 1,333,027   | 3,257,657   | 167,188              | 90,198        | 233,785        | 62,725          |
| 8       | 603,136     | 1,371,116   | 3,295,312   | 170,601              | 106,539       | 237,785        | 75,643          |
| 9       | 598,057     | 1,358,141   | 3,264,064   | 168,588              | 106,176       | 230,872        | 81,176          |
| 10      | 602,273     | 1,352,622   | 3,281,736   | 172,208              | 104,169       | 232,127        | 82,704          |
| 11      | 599,404     | 1,356,677   | 3,286,140   | 169,776              | 103,627       | 229,093        | 84,815          |
| 12      | 594,356     | 1,356,244   | 3,313,920   | 172,999              | 106,615       | 231,737        | 71,046          |
| 2022. 1 | 591,020     | 1,337,103   | 3,285,770   | 173,675              | 104,402       | 228,648        | 69,626          |
| 2       | 590,658     | 1,332,627   | 3,278,105   | 175,665              | 102,889       | 230,068        | 64,592          |
| 3       | 564,868     | 1,303,246   | 3,251,626   | 173,011              | 103,764       | 227,228        | 59,706          |
| 4       | 554,648     | 1,270,207   | 3,182,039   | 168,456              | 105,617       | 213,689        | 61,197          |
| 5       | 562,227     | 1,279,640   | 3,190,404   | 166,914              | 107,893       | 215,571        | 55,579          |
| 6       | 548,774     | 1,261,832   | 3,133,188   | 153,962              | 106,282       | 208,083        | 52,961          |

|         | 포르투갈<br>Portugal | 폴란드<br>Poland | 프랑스<br>France | 핀란드<br>Finland | 필리핀<br>Philippines | 헝가리<br>Hungary | 홍콩<br>Hong Kong |
|---------|------------------|---------------|---------------|----------------|--------------------|----------------|-----------------|
| 2016    | 10,899           | 110,535       | 56,125        | 8,655          | 73,433             | 25,824         | 386,217         |
| 2017    | 10,153           | 108,975       | 54,781        | 8,458          | 73,228             | 27,874         | 431,355         |
| 2018    | 9,159            | 111,656       | 66,103        | 8,284          | 71,040             | 30,068         | 424,534         |
| 2019    | 6,271            | 117,196       | 69,725        | 9,020          | 79,824             | 30,288         | 441,248         |
| 2020    | 6,199            | 140,316       | 76,114        | 10,492         | 98,512             | 39,434         | 491,649         |
| 2021    | 10,148           | 152,522       | 101,703       | 13,876         | 99,462             | 37,954         | 496,745         |
| 2021. 1 | 5,172            | 143,667       | 75,126        | 10,308         | 97,981             | 38,413         | 493,041         |
| 2       | 5,318            | 150,467       | 74,993        | 10,411         | 95,991             | 38,448         | 495,604         |
| 3       | 5,941            | 145,951       | 73,576        | 10,393         | 95,369             | 32,472         | 491,256         |
| 4       | 7,304            | 142,656       | 74,069        | 10,511         | 98,395             | 31,257         | 490,457         |
| 5       | 8,429            | 148,635       | 74,845        | 10,626         | 97,345             | 31,446         | 494,364         |
| 6       | 8,484            | 146,293       | 74,729        | 10,582         | 96,888             | 31,279         | 491,513         |
| 7       | 8,742            | 149,497       | 75,104        | 10,695         | 98,003             | 31,844         | 494,638         |
| 8       | 11,709           | 156,009       | 102,332       | 13,919         | 98,810             | 34,361         | 496,934         |
| 9       | 11,606           | 154,118       | 102,439       | 13,858         | 97,748             | 39,141         | 494,826         |
| 10      | 11,391           | 154,582       | 103,637       | 13,929         | 98,774             | 38,319         | 497,908         |
| 11      | 10,019           | 153,242       | 103,293       | 13,894         | 98,720             | 36,585         | 499,264         |
| 12      | 10,148           | 152,522       | 101,703       | 13,876         | 99,462             | 37,954         | 496,745         |
| 2022. 1 | 9,460            | 148,074       | 100,584       | 13,700         | 98,486             | 34,253         | 492,420         |
| 2       | 8,782            | 146,689       | 101,467       | 13,585         | 98,216             | 34,749         | 490,956         |
| 3       | 7,712            | 143,916       | 99,982        | 13,577         | 97,906             | 35,296         | 481,480         |
| 4       | 7,822            | 138,025       | 98,476        | 13,243         | 96,123             | 30,460         | 465,576         |
| 5       | 8,056            | 142,667       | 98,876        | 13,309         | 94,620             | 30,912         | 464,918         |
| 6       | 7,964            | 140,920       | 98,429        | 13,092         | 91,917             | 33,602         | 447,114         |

## 5. 환율

### Foreign Exchange Rates

단위: 기간평균, 대 달러

In period averages, per US\$

| 통화단위    | 대한민국         | 노르웨이 <sup>1)</sup> | 뉴질랜드 <sup>1)</sup>  | 대만             | 덴마크 <sup>1)</sup> | 러시아              | 말레이시아               |
|---------|--------------|--------------------|---------------------|----------------|-------------------|------------------|---------------------|
|         | Korea<br>Won | Norway<br>Kroner   | New Zealand<br>NZ\$ | Taiwan<br>NT\$ | Denmark<br>Kroner | Russia<br>Rubles | Malaysia<br>Ringgit |
| 2016    | 1,160.5      | 8.400              | 1.437               | 32.318         | 6.731             | 67.056           | 4.148               |
| 2017    | 1,130.8      | 8.271              | 1.407               | 30.439         | 6.602             | 58.343           | 4.300               |
| 2018    | 1,100.3      | 8.135              | 1.446               | 30.156         | 6.314             | 62.668           | 4.035               |
| 2019    | 1,165.7      | 8.799              | 1.518               | 30.925         | 6.669             | 64.738           | 4.142               |
| 2020    | 1,180.1      | 9.413              | 1.541               | 29.578         | 6.542             | 72.105           | 4.203               |
| 2021    | 1,144.4      | 8.592              | 1.414               | 28.022         | 6.288             | 73.654           | 4.143               |
| 2021. 2 | 1,111.7      | 8.497              | 1.381               | 28.350         | 6.147             | 74.379           | 4.045               |
| 3       | 1,131.0      | 8.528              | 1.402               | 28.385         | 6.250             | 74.409           | 4.109               |
| 4       | 1,119.4      | 8.392              | 1.403               | 28.257         | 6.220             | 76.092           | 4.124               |
| 5       | 1,123.3      | 8.301              | 1.384               | 27.921         | 6.122             | 74.042           | 4.128               |
| 6       | 1,121.3      | 8.422              | 1.408               | 27.797         | 6.173             | 72.508           | 4.135               |
| 7       | 1,144.0      | 8.778              | 1.433               | 28.001         | 6.291             | 73.917           | 4.198               |
| 8       | 1,160.3      | 8.852              | 1.433               | 27.878         | 6.318             | 73.593           | 4.223               |
| 9       | 1,169.5      | 8.654              | 1.418               | 27.737         | 6.318             | 72.891           | 4.166               |
| 10      | 1,182.8      | 8.460              | 1.417               | 27.946         | 6.413             | 71.492           | 4.163               |
| 11      | 1,182.9      | 8.734              | 1.427               | 27.818         | 6.517             | 72.586           | 4.180               |
| 12      | 1,183.7      | 8.963              | 1.473               | 27.761         | 6.579             | 73.716           | 4.210               |
| 2022. 1 | 1,194.0      | 8.845              | 1.483               | 27.678         | 6.577             | 75.868           | 4.189               |
| 2       | 1,198.3      | 8.865              | 1.498               | 27.881         | 6.561             | 77.341           | 4.188               |
| 3       | 1,221.0      | 8.837              | 1.456               | 28.441         | 6.753             | 103.681          | 4.201               |
| 4       | 1,232.3      | 8.897              | 1.481               | 29.148         | 6.878             | 77.809           | 4.267               |
| 5       | 1,269.9      | 9.600              | 1.562               | 29.597         | 7.037             | 64.344           | 4.384               |
| 6       | 1,277.4      | 9.749              | 1.575               | 29.632         | 7.041             | 57.176           | 4.401               |
| 7       | 1,307.4      | 10.004             | 1.614               | 29.866         | 7.313             | ...              | 4.441               |

| 통화단위    | 멕시코 <sup>1)</sup> | 브라질             | 스웨덴 <sup>1)</sup> | 스위스 <sup>1)</sup>     | 스페인 <sup>1)</sup> | 아이슬란드 <sup>1)</sup> | 아일랜드 <sup>1)</sup> |
|---------|-------------------|-----------------|-------------------|-----------------------|-------------------|---------------------|--------------------|
|         | Mexico<br>Pesos   | Brazil<br>Reais | Sweden<br>Kronor  | Switzerland<br>Francs | Spain<br>Euro     | Iceland<br>Kronur   | Ireland<br>Euro    |
| 2016    | 18.627            | 3.491           | 8.556             | 0.985                 | 0.904             | 120.8               | 0.904              |
| 2017    | 18.871            | 3.191           | 8.547             | 0.985                 | 0.887             | 106.8               | 0.887              |
| 2018    | 19.178            | 3.654           | 8.690             | 0.978                 | 0.847             | 108.3               | 0.847              |
| 2019    | 19.217            | 3.944           | 9.456             | 0.994                 | 0.893             | 122.6               | 0.893              |
| 2020    | 21.401            | 5.155           | 9.210             | 0.939                 | 0.878             | 135.4               | 0.878              |
| 2021    | 20.223            | 5.394           | 8.577             | 0.914                 | 0.846             | 127.0               | 0.846              |
| 2021. 2 | 20.236            | 5.416           | 8.334             | 0.897                 | 0.827             | 128.3               | 0.827              |
| 3       | 20.682            | 5.646           | 8.541             | 0.929                 | 0.840             | 127.3               | 0.840              |
| 4       | 20.025            | 5.562           | 8.508             | 0.924                 | 0.836             | 125.9               | 0.836              |
| 5       | 19.918            | 5.290           | 8.349             | 0.903                 | 0.823             | 123.0               | 0.823              |
| 6       | 19.949            | 5.031           | 8.394             | 0.908                 | 0.830             | 121.9               | 0.830              |
| 7       | 19.926            | 5.156           | 8.628             | 0.918                 | 0.846             | 124.5               | 0.846              |
| 8       | 20.022            | 5.251           | 8.678             | 0.914                 | 0.850             | 126.0               | 0.850              |
| 9       | 20.002            | 5.279           | 8.639             | 0.922                 | 0.850             | 128.3               | 0.850              |
| 10      | 20.454            | 5.539           | 8.673             | 0.924                 | 0.862             | 129.1               | 0.862              |
| 11      | 20.795            | 5.556           | 8.801             | 0.922                 | 0.877             | 130.6               | 0.877              |
| 12      | 20.833            | 5.651           | 9.090             | 0.921                 | 0.885             | 130.0               | 0.885              |
| 2022. 1 | 20.452            | 5.534           | 9.135             | 0.919                 | 0.883             | 129.0               | 0.883              |
| 2       | 20.412            | 5.196           | 9.291             | 0.923                 | 0.882             | 125.2               | 0.882              |
| 3       | 20.493            | 4.968           | 9.572             | 0.930                 | 0.907             | 130.1               | 0.907              |
| 4       | 20.013            | 4.757           | 9.531             | 0.943                 | 0.926             | 129.5               | 0.926              |
| 5       | 19.975            | 4.954           | 9.925             | 0.979                 | 0.945             | 131.0               | 0.945              |
| 6       | 19.953            | 5.049           | 10.017            | 0.969                 | 0.947             | 131.1               | 0.947              |
| 7       | 20.470            | 5.367           | 10.383            | 0.970                 | 0.982             | 136.6               | 0.982              |

주: 1) OECD 보고서 인용, 그 외 국가는 IMF 보고서 인용

2) EMU(유럽통화동맹) 회원국: 오스트리아, 벨기에, 핀란드, 프랑스, 독일, 아일랜드, 이탈리아, 룩셈부르크, 네덜란드, 포르투갈, 스페인, 그리스 등 12개국은 유로화를 단일자국통화로 사용함.

자료: 한국은행 경제통계시스템, IMF 『International Financial Statistics』, OECD 『Main Economic Indicators』  
대만 『Financial Statistics』

## 5. 환율(계속)

### Foreign Exchange Rates (Cont'd)

단위: 기간평균, 대 달러

In period averages, per US\$

|         | 영 국 <sup>1)</sup><br>U. K. | 오스트레일리아 <sup>1)</sup><br>Australia | 유로지역 <sup>1)2)</sup><br>Euro Area | 인 도<br>India | 일 본 <sup>1)</sup><br>Japan | 중 국<br>China | 체 코 <sup>1)</sup><br>Czech Republic |
|---------|----------------------------|------------------------------------|-----------------------------------|--------------|----------------------------|--------------|-------------------------------------|
| 통화단위    | Pound                      | A\$                                | Euro                              | Rupees       | Yen                        | Yuan         | Koruna                              |
| 2016    | 0.741                      | 1.345                              | 0.904                             | 67.195       | 108.8                      | 6.644        | 24.441                              |
| 2017    | 0.777                      | 1.305                              | 0.887                             | 65.122       | 112.2                      | 6.759        | 23.385                              |
| 2018    | 0.750                      | 1.339                              | 0.847                             | 68.389       | 110.4                      | 6.616        | 21.730                              |
| 2019    | 0.784                      | 1.439                              | 0.893                             | 70.420       | 109.0                      | 6.908        | 22.931                              |
| 2020    | 0.780                      | 1.454                              | 0.878                             | 74.100       | 106.8                      | 6.901        | 23.212                              |
| 2021    | 0.727                      | 1.331                              | 0.846                             | 73.918       | 109.8                      | 6.449        | 21.682                              |
| 2021. 2 | 0.721                      | 1.290                              | 0.827                             | 72.756       | 105.3                      | 6.460        | 21.388                              |
| 3       | 0.722                      | 1.297                              | 0.840                             | 72.793       | 108.7                      | 6.509        | 22.002                              |
| 4       | 0.722                      | 1.301                              | 0.836                             | 74.472       | 109.1                      | 6.519        | 21.695                              |
| 5       | 0.710                      | 1.289                              | 0.823                             | 73.268       | 109.1                      | 6.431        | 21.044                              |
| 6       | 0.713                      | 1.307                              | 0.830                             | 73.558       | 110.1                      | 6.424        | 21.132                              |
| 7       | 0.724                      | 1.347                              | 0.846                             | 74.527       | 110.2                      | 6.475        | 21.692                              |
| 8       | 0.725                      | 1.369                              | 0.850                             | 74.185       | 109.8                      | 6.476        | 21.634                              |
| 9       | 0.728                      | 1.366                              | 0.850                             | 73.563       | 110.1                      | 6.456        | 21.570                              |
| 10      | 0.730                      | 1.353                              | 0.862                             | 74.915       | 113.1                      | 6.411        | 21.973                              |
| 11      | 0.744                      | 1.368                              | 0.877                             | 74.497       | 114.0                      | 6.390        | 22.245                              |
| 12      | 0.751                      | 1.397                              | 0.885                             | 75.373       | 113.9                      | 6.367        | 22.338                              |
| 2022. 1 | 0.738                      | 1.393                              | 0.883                             | 74.442       | 114.9                      | 6.356        | 21.628                              |
| 2       | 0.739                      | 1.397                              | 0.882                             | 75.003       | 115.2                      | 6.341        | 21.550                              |
| 3       | 0.759                      | 1.357                              | 0.907                             | 76.244       | 118.5                      | 6.345        | 22.699                              |
| 4       | 0.774                      | 1.352                              | 0.926                             | 76.168       | 126.3                      | 6.434        | 22.580                              |
| 5       | 0.803                      | 1.418                              | 0.945                             | 77.319       | 128.9                      | 6.717        | 23.399                              |
| 6       | 0.812                      | 1.422                              | 0.947                             | 78.075       | 133.8                      | 6.696        | 23.400                              |
| 7       | 0.834                      | 1.459                              | 0.982                             | 79.619       | 136.8                      | 6.735        | 24.111                              |

|         | 캐나다 <sup>1)</sup><br>Canada | 콜롬비아 <sup>1)</sup><br>Colombia | 태 국<br>Thailand | 튀르키예 <sup>1)</sup><br>Turkiye | 폴란드 <sup>1)</sup><br>Poland | 헝가리 <sup>1)</sup><br>Hungary | 홍 콩<br>Hong Kong |
|---------|-----------------------------|--------------------------------|-----------------|-------------------------------|-----------------------------|------------------------------|------------------|
| 통화단위    | Can\$                       | Pesos                          | Baht            | Lira                          | Zlotys                      | Forint                       | HK\$             |
| 2016    | 1.325                       | 3,053.9                        | 35.296          | 3.022                         | 3.944                       | 281.5                        | 7.762            |
| 2017    | 1.298                       | 2,951.3                        | 33.940          | 3.649                         | 3.779                       | 274.5                        | 7.793            |
| 2018    | 1.296                       | 2,956.9                        | 32.310          | 4.840                         | 3.611                       | 270.2                        | 7.839            |
| 2019    | 1.327                       | 3,281.1                        | 31.048          | 5.676                         | 3.839                       | 290.6                        | 7.836            |
| 2020    | 1.341                       | 3,695.6                        | 31.294          | 7.017                         | 3.899                       | 308.0                        | 7.757            |
| 2021    | 1.254                       | 3,744.3                        | 31.977          | 8.861                         | 3.861                       | 303.2                        | 7.773            |
| 2021. 2 | 1.270                       | 3,552.0                        | 29.982          | 7.081                         | 3.718                       | 296.0                        | 7.754            |
| 3       | 1.257                       | 3,618.3                        | 30.784          | 7.677                         | 3.864                       | 307.2                        | 7.766            |
| 4       | 1.250                       | 3,654.6                        | 31.333          | 8.163                         | 3.820                       | 301.9                        | 7.770            |
| 5       | 1.212                       | 3,737.6                        | 31.296          | 8.357                         | 3.729                       | 291.4                        | 7.766            |
| 6       | 1.222                       | 3,687.4                        | 31.437          | 8.613                         | 3.736                       | 290.3                        | 7.762            |
| 7       | 1.252                       | 3,835.9                        | 32.606          | 8.590                         | 3.860                       | 302.2                        | 7.771            |
| 8       | 1.260                       | 3,882.3                        | 33.118          | 8.474                         | 3.882                       | 299.0                        | 7.785            |
| 9       | 1.267                       | 3,823.6                        | 33.030          | 8.546                         | 3.880                       | 299.2                        | 7.781            |
| 10      | 1.244                       | 3,769.0                        | 33.483          | 9.193                         | 3.960                       | 311.1                        | 7.780            |
| 11      | 1.256                       | 3,906.6                        | 33.089          | 10.690                        | 4.069                       | 319.3                        | 7.791            |
| 12      | 1.280                       | 3,969.7                        | 33.564          | 13.558                        | 4.085                       | 325.0                        | 7.799            |
| 2022. 1 | 1.262                       | 4,002.7                        | 33.240          | 13.535                        | 4.021                       | 316.8                        | 7.793            |
| 2       | 1.272                       | 3,934.6                        | 32.674          | 13.655                        | 4.014                       | 314.8                        | 7.801            |
| 3       | 1.266                       | 3,799.5                        | 33.245          | 14.614                        | 4.315                       | 342.4                        | 7.824            |
| 4       | 1.263                       | 3,800.7                        | 33.813          | 14.704                        | 4.295                       | 346.4                        | 7.843            |
| 5       | 1.285                       | 4,015.6                        | 34.410          | 15.610                        | 4.397                       | 363.6                        | 7.850            |
| 6       | 1.281                       | 3,950.3                        | 34.968          | 16.992                        | 4.389                       | 375.2                        | 7.849            |
| 7       | 1.294                       | 4,389.1                        | 36.333          | 17.453                        | 4.687                       | 396.8                        | 7.850            |

## 6. 실질실효환율

### Real Effective Exchange Rates

2015=100

|         | 대한민국<br>Korea | 그리스<br>Greece | 네덜란드<br>Netherlands | 노르웨이<br>Norway | 뉴질랜드<br>New Zealand | 덴마크<br>Denmark | 독일<br>Germany | 룩셈부르크<br>Luxembourg |
|---------|---------------|---------------|---------------------|----------------|---------------------|----------------|---------------|---------------------|
| 2016    | 98.4          | 100.1         | 101.3               | 100.4          | 100.8               | 101.4          | 101.3         | 100.1               |
| 2017    | 101.1         | 99.8          | 100.9               | 101.0          | 102.2               | 101.2          | 101.5         | 100.6               |
| 2018    | 102.4         | 101.0         | 103.5               | 101.5          | 98.3                | 102.0          | 103.0         | 101.0               |
| 2019    | 97.9          | 98.9          | 103.0               | 99.6           | 96.8                | 100.7          | 101.8         | 100.5               |
| 2020    | 96.0          | 98.5          | 105.8               | 92.9           | 96.3                | 101.6          | 102.7         | 101.0               |
| 2021    | 96.5          | 97.6          | 106.1               | 98.3           | 102.4               | 100.4          | 103.4         | 101.1               |
| 2021. 2 | 98.1          | 96.9          | 106.8               | 97.8           | 101.6               | 101.2          | 103.3         | 100.9               |
| 3       | 97.7          | 97.7          | 106.5               | 98.6           | 101.0               | 101.0          | 103.5         | 101.9               |
| 4       | 98.9          | 98.6          | 106.9               | 99.7           | 102.0               | 101.0          | 104.0         | 101.6               |
| 5       | 97.3          | 98.2          | 106.8               | 99.0           | 102.4               | 100.9          | 104.1         | 101.7               |
| 6       | 97.6          | 98.5          | 106.1               | 98.1           | 101.0               | 100.5          | 103.9         | 101.4               |
| 7       | 96.5          | 96.5          | 105.8               | 96.4           | 102.6               | 100.7          | 104.4         | 100.2               |
| 8       | 95.5          | 95.8          | 105.8               | 95.7           | 102.9               | 100.2          | 103.7         | 100.7               |
| 9       | 94.8          | 97.8          | 105.5               | 98.6           | 103.8               | 100.1          | 103.5         | 100.9               |
| 10      | 93.9          | 98.1          | 105.3               | 100.9          | 104.8               | 99.7           | 102.8         | 100.7               |
| 11      | 94.2          | 97.9          | 105.1               | 99.4           | 104.3               | 99.6           | 101.8         | 100.6               |
| 12      | 94.6          | 98.3          | 105.5               | 98.2           | 101.7               | 98.9           | 102.0         | 100.0               |
| 2022. 1 | 93.6          | 97.2          | 105.1               | 97.9           | 101.6               | 99.3           | 100.9         | 99.1                |
| 2       | 93.3          | 97.7          | 105.1               | 98.2           | 100.0               | 99.9           | 101.2         | 100.5               |
| 3       | 93.1          | 99.9          | 108.1               | 100.2          | 102.6               | 98.8           | 102.4         | 99.7                |
| 4       | 92.8          | 98.4          | 104.6               | 100.5          | 102.9               | 98.4           | 100.9         | 99.6                |
| 5       | 92.2          | 97.4          | 102.2               | 94.9           | 100.1               | 98.7           | 101.3         | 99.1                |
| 6       | 92.1          | 97.8          | 101.1               | 93.8           | 99.7                | 99.0           | 100.5         | 99.3                |
| 7       | 91.3          | 97.0          | 100.0               | 94.3           | 99.3                | 98.4           | 99.9          | 98.6                |

|         | 멕시코<br>Mexico | 미국<br>U.S.A. | 벨기에<br>Belgium | 스웨덴<br>Spain | 스위스<br>Switzerland | 스페인<br>Spain | 슬로바키아<br>Slovak Republic | 아이슬란드<br>Iceland |
|---------|---------------|--------------|----------------|--------------|--------------------|--------------|--------------------------|------------------|
| 2016    | 87.1          | 104.4        | 102.5          | 100.6        | 99.0               | 100.7        | 99.9                     | 112.2            |
| 2017    | 89.2          | 104.0        | 103.6          | 99.2         | 97.0               | 101.7        | 98.3                     | 124.8            |
| 2018    | 89.3          | 103.0        | 105.8          | 94.4         | 94.1               | 103.4        | 99.4                     | 121.1            |
| 2019    | 92.0          | 105.7        | 104.4          | 91.2         | 95.4               | 101.8        | 100.0                    | 113.5            |
| 2020    | 84.9          | 107.4        | 105.7          | 92.9         | 99.0               | 102.1        | 102.4                    | 104.9            |
| 2021    | 89.9          | 104.9        | 105.7          | 95.4         | 96.3               | 102.8        | 102.2                    | 108.6            |
| 2021. 2 | 89.3          | 102.1        | 106.1          | 96.6         | 97.3               | 101.5        | 101.9                    | 105.3            |
| 3       | 88.1          | 103.8        | 105.7          | 95.6         | 95.1               | 102.1        | 102.4                    | 107.7            |
| 4       | 90.7          | 103.8        | 105.8          | 95.4         | 95.2               | 103.1        | 102.1                    | 108.7            |
| 5       | 90.5          | 103.0        | 105.8          | 95.6         | 96.1               | 103.4        | 102.2                    | 109.7            |
| 6       | 90.3          | 104.1        | 105.4          | 95.5         | 95.8               | 103.4        | 102.0                    | 111.3            |
| 7       | 91.0          | 105.5        | 105.6          | 94.4         | 95.7               | 101.9        | 102.2                    | 110.8            |
| 8       | 90.7          | 105.8        | 105.6          | 94.5         | 96.4               | 101.9        | 102.0                    | 110.0            |
| 9       | 91.1          | 105.9        | 105.1          | 95.1         | 95.4               | 102.6        | 102.5                    | 108.1            |
| 10      | 89.4          | 106.7        | 105.4          | 95.2         | 95.9               | 103.5        | 102.3                    | 108.1            |
| 11      | 88.7          | 107.5        | 105.8          | 95.3         | 97.1               | 103.1        | 102.4                    | 108.4            |
| 12      | 88.8          | 108.3        | 105.4          | 94.0         | 97.6               | 104.0        | 102.0                    | 110.1            |
| 2022. 1 | 90.2          | 107.9        | 107.0          | 91.9         | 97.0               | 102.5        | 102.6                    | 110.3            |
| 2       | 90.3          | 108.1        | 107.0          | 90.3         | 96.2               | 102.6        | 102.6                    | 114.1            |
| 3       | 90.3          | 109.7        | 105.3          | 90.4         | 97.0               | 103.7        | 104.5                    | 111.5            |
| 4       | 92.9          | 110.3        | 103.7          | 91.4         | 96.3               | 101.8        | 102.6                    | 113.5            |
| 5       | 93.3          | 113.4        | 103.7          | 90.0         | 94.2               | 102.1        | 103.0                    | 115.5            |
| 6       | 93.4          | 114.7        | 104.0          | 89.9         | 95.3               | 103.5        | 103.0                    | 116.6            |
| 7       | 91.9          | 117.0        | 103.1          | 89.3         | 97.9               | 102.9        | 103.1                    | 116.3            |

자료: OECD 『Main Economic Indicators』



## 6. 실질실효환율(계속)

### Real Effective Exchange Rates (Cont'd)

2015=100

|         | 아일랜드<br>Ireland | 영국<br>U. K. | 오스트레일리아<br>Australia | 오스트리아<br>Austria | 이스라엘<br>Israel | 이탈리아<br>Italy | 일본<br>Japan |
|---------|-----------------|-------------|----------------------|------------------|----------------|---------------|-------------|
| 2016    | 103.9           | 90.0        | 101.0                | 101.0            | 101.6          | 100.8         | 112.7       |
| 2017    | 105.2           | 85.2        | 104.2                | 101.7            | 105.8          | 100.4         | 106.9       |
| 2018    | 105.4           | 86.6        | 99.9                 | 102.7            | 103.7          | 101.7         | 106.4       |
| 2019    | 103.4           | 86.4        | 95.3                 | 102.2            | 107.0          | 99.8          | 109.5       |
| 2020    | 103.5           | 86.5        | 94.3                 | 103.4            | 109.4          | 100.2         | 110.7       |
| 2021    | 102.4           | 89.6        | 100.3                | 103.5            | 112.3          | 99.8          | 101.1       |
| 2021. 2 | 102.9           | 88.3        | 101.7                | 103.5            | 109.1          | 100.5         | 105.4       |
| 3       | 102.6           | 89.6        | 102.3                | 104.4            | 109.5          | 100.4         | 103.2       |
| 4       | 103.1           | 89.4        | 102.5                | 103.7            | 110.7          | 100.7         | 101.7       |
| 5       | 103.0           | 90.0        | 102.4                | 103.6            | 110.1          | 100.4         | 100.9       |
| 6       | 102.5           | 90.1        | 101.1                | 103.5            | 110.6          | 99.9          | 100.1       |
| 7       | 102.2           | 89.8        | 99.8                 | 103.2            | 111.2          | 99.7          | 101.0       |
| 8       | 102.1           | 90.3        | 98.2                 | 102.8            | 112.9          | 99.6          | 101.3       |
| 9       | 102.5           | 89.8        | 98.1                 | 103.3            | 113.5          | 99.2          | 100.6       |
| 10      | 101.5           | 90.5        | 100.2                | 103.1            | 113.4          | 98.6          | 97.4        |
| 11      | 101.2           | 90.2        | 99.1                 | 103.4            | 117.6          | 98.6          | 96.7        |
| 12      | 101.2           | 90.3        | 97.3                 | 103.5            | 118.3          | 98.6          | 97.4        |
| 2022. 1 | 99.8            | 90.9        | 98.9                 | 102.2            | 116.8          | 99.2          | 96.1        |
| 2       | 100.1           | 90.6        | 97.8                 | 102.7            | 113.6          | 99.5          | 95.4        |
| 3       | 99.9            | 89.7        | 101.0                | 103.1            | 114.2          | 99.1          | 93.2        |
| 4       | 99.0            | 90.1        | 104.2                | 101.9            | 114.7          | 96.5          | 87.4        |
| 5       | 99.7            | 88.7        | 101.5                | 101.9            | 111.5          | 96.3          | 87.1        |
| 6       | 100.6           | 87.9        | 101.5                | 102.7            | 110.4          | 96.5          | 83.7        |
| 7       | 99.6            | 87.9        | 100.6                | 102.2            | 110.7          | 96.0          | 83.0        |

|         | 체코<br>Czech Republic | 캐나다<br>Canada | 포르투갈<br>Portugal | 폴란드<br>Poland | 프랑스<br>France | 핀란드<br>Finland | 헝가리<br>Hungary |
|---------|----------------------|---------------|------------------|---------------|---------------|----------------|----------------|
| 2016    | 102.5                | 97.5          | 101.0            | 95.8          | 100.6         | 101.4          | 100.5          |
| 2017    | 106.1                | 99.0          | 101.1            | 98.4          | 100.7         | 99.5           | 101.8          |
| 2018    | 110.3                | 98.6          | 101.5            | 99.8          | 102.0         | 101.6          | 100.8          |
| 2019    | 111.0                | 97.5          | 100.1            | 99.0          | 100.8         | 100.5          | 99.7           |
| 2020    | 111.1                | 96.2          | 100.6            | 99.4          | 101.5         | 101.8          | 95.5           |
| 2021    | 115.9                | 101.1         | 99.2             | 98.8          | 100.6         | 100.9          | 95.7           |
| 2021. 2 | 114.6                | 99.8          | 99.4             | 99.5          | 101.4         | 101.9          | 95.1           |
| 3       | 113.1                | 101.3         | 100.2            | 98.0          | 101.5         | 101.8          | 93.6           |
| 4       | 114.3                | 101.6         | 100.2            | 99.2          | 101.3         | 102.1          | 95.2           |
| 5       | 115.7                | 104.3         | 100.1            | 99.9          | 101.4         | 101.7          | 97.3           |
| 6       | 116.2                | 103.1         | 99.7             | 100.0         | 101.0         | 100.9          | 98.5           |
| 7       | 116.0                | 101.2         | 99.2             | 98.5          | 100.4         | 100.8          | 96.3           |
| 8       | 117.2                | 100.7         | 98.5             | 98.2          | 100.5         | 100.6          | 97.6           |
| 9       | 117.5                | 100.1         | 99.1             | 98.7          | 100.2         | 100.4          | 97.4           |
| 10      | 117.1                | 102.1         | 98.2             | 98.1          | 99.4          | 99.6           | 95.1           |
| 11      | 117.4                | 101.0         | 98.1             | 97.5          | 99.0          | 99.4           | 94.4           |
| 12      | 117.8                | 98.9          | 97.5             | 98.6          | 98.8          | 99.0           | 93.4           |
| 2022. 1 | 125.6                | 100.3         | 97.3             | 100.9         | 98.0          | 100.0          | 95.9           |
| 2       | 126.6                | 99.7          | 96.9             | 99.9          | 98.1          | 100.3          | 96.6           |
| 3       | 124.3                | 100.8         | 97.2             | 98.0          | 97.6          | 102.3          | 91.4           |
| 4       | 127.1                | 101.5         | 98.2             | 99.6          | 96.6          | 97.2           | 91.3           |
| 5       | 126.2                | 101.0         | 98.5             | 99.7          | 96.6          | 96.0           | 89.2           |
| 6       | 127.4                | 101.0         | 98.4             | 100.5         | 96.7          | 94.9           | 87.0           |
| 7       | 128.0                | 100.8         | 97.7             | 97.6          | 96.1          | 94.7           | 85.6           |

## 7. 경상수지 Current Balance

| 단위: 백만 달러 |         |         |             |         |             |                  | In million US\$ |  |
|-----------|---------|---------|-------------|---------|-------------|------------------|-----------------|--|
|           | 대한민국    | 그리스     | 네덜란드        | 노르웨이    | 뉴질랜드        | 대만 <sup>1)</sup> | 덴마크             |  |
|           | Korea   | Greece  | Netherlands | Norway  | New Zealand | Taiwan           | Denmark         |  |
| 2016      | 97,924  | -3,261  | 62,968      | 14,766  | -4,140      | 71,264           | 24,313          |  |
| 2017      | 75,231  | -3,606  | 90,231      | 21,650  | -5,787      | 83,088           | 26,734          |  |
| 2018      | 77,467  | -6,249  | 99,060      | 34,961  | -8,110      | 70,743           | 25,762          |  |
| 2019      | 59,676  | -3,112  | 81,901      | 11,919  | -6,031      | 64,984           | 30,551          |  |
| 2020      | 75,902  | -12,413 | 64,951      | 4,223   | -1,966      | 94,799           | 28,952          |  |
| 2021      | 88,302  | -12,694 | 91,960      | 71,551  | -14,269     | 114,326          | 32,466          |  |
| 2018.3/4  | 28,691  | 3,733   | 24,207      | 10,552  | -4,324      | 10,864           | 8,233           |  |
| 4/4       | 19,519  | -4,423  | 27,521      | 4,718   | -2,493      | 20,552           | 8,489           |  |
| 2019.1/4  | 10,550  | -4,290  | 24,901      | 7,202   | 413         | 17,060           | 3,719           |  |
| 2/4       | 10,622  | -408    | 13,701      | 2,666   | -803        | 17,397           | 9,300           |  |
| 3/4       | 19,955  | 4,503   | 21,852      | 1,126   | -3,992      | 13,347           | 8,843           |  |
| 4/4       | 18,549  | -2,918  | 21,447      | 925     | -1,649      | 17,180           | 8,688           |  |
| 2020.1/4  | 12,719  | -3,879  | 18,438      | 5,166   | 1,475       | 16,854           | 5,781           |  |
| 2/4       | 4,958   | -3,803  | 12,351      | -2,661  | 1,020       | 20,978           | 8,732           |  |
| 3/4       | 24,487  | -1,612  | 16,916      | 1,246   | -2,516      | 29,501           | 8,645           |  |
| 4/4       | 33,739  | -3,118  | 17,246      | 472     | -1,945      | 27,466           | 5,795           |  |
| 2021.1/4  | 22,338  | -3,184  | 27,116      | 12,132  | -2,294      | 25,822           | 4,998           |  |
| 2/4       | 19,418  | -5,717  | 27,397      | 12,605  | -1,099      | 29,532           | 8,367           |  |
| 3/4       | 25,653  | 2,097   | 21,333      | 17,436  | -5,777      | 27,013           | 8,836           |  |
| 4/4       | 20,893  | -5,890  | 16,115      | 29,378  | -5,099      | 31,959           | 10,265          |  |
| 2022.1/4  | 15,393  | -7,295  | 22,677      | 38,470  | -4,151      | 30,249           | 5,987           |  |
| 2/4       | 9,390   | ...     | ...         | ...     | ...         | 26,546           | ...             |  |
| <hr/>     |         |         |             |         |             |                  |                 |  |
|           | 독일      | 러시아     | 룩셈부르크       | 멕시코     | 미국          | 벨기에              | 브라질             |  |
|           | Germany | Russia  | Luxembourg  | Mexico  | U. S. A.    | Belgium          | Brazil          |  |
| 2016      | 295,079 | 24,469  | 2,936       | -24,166 | -396,219    | 2,645            | -24,475         |  |
| 2017      | 288,536 | 32,179  | 2,984       | -20,024 | -361,018    | 3,520            | -22,033         |  |
| 2018      | 316,997 | 115,680 | 3,256       | -24,348 | -439,851    | -4,260           | -51,457         |  |
| 2019      | 294,403 | 65,627  | 3,306       | -3,304  | -445,955    | 833              | -65,030         |  |
| 2020      | 274,197 | 35,373  | 3,091       | 27,172  | -619,702    | 4,324            | -24,492         |  |
| 2021      | 313,750 | 122,270 | 4,322       | -4,975  | -846,354    | -2,160           | -27,925         |  |
| 2018.3/4  | 65,518  | 28,074  | 1,587       | -6,236  | -133,694    | -597             | -15,169         |  |
| 4/4       | 74,776  | 38,981  | 1,661       | -3,306  | -130,453    | -4,388           | -13,656         |  |
| 2019.1/4  | 81,207  | 33,628  | 3,152       | -11,235 | -95,719     | 298              | -15,590         |  |
| 2/4       | 66,704  | 10,457  | 4,557       | 4,747   | -119,341    | -2,395           | -8,951          |  |
| 3/4       | 71,178  | 10,749  | -1,623      | -114    | -130,499    | 2,390            | -21,533         |  |
| 4/4       | 75,315  | 10,793  | -2,780      | 3,298   | -100,396    | 540              | -18,957         |  |
| 2020.1/4  | 68,992  | 23,862  | -232        | -7,232  | -90,795     | 1,329            | -19,145         |  |
| 2/4       | 41,435  | 1,265   | 793         | -498    | -151,133    | 1,558            | 6,291           |  |
| 3/4       | 73,394  | 3,760   | 658         | 17,345  | -189,616    | 915              | 435             |  |
| 4/4       | 90,376  | 6,485   | 1,871       | 17,557  | -188,158    | 521              | -12,073         |  |
| 2021.1/4  | 90,373  | 22,427  | 563         | -9,277  | -160,941    | 974              | -17,488         |  |
| 2/4       | 77,092  | 17,311  | 6,117       | 5,871   | -208,411    | 1,282            | 8,911           |  |
| 3/4       | 72,100  | 35,537  | -821        | -4,310  | -253,242    | 2,731            | -2,778          |  |
| 4/4       | 74,185  | 46,994  | -1,538      | 2,741   | -223,760    | -7,147           | -16,570         |  |
| 2022.1/4  | 58,712  | ...     | 493         | -6,523  | -255,473    | -854             | -13,100         |  |
| 2/4       | ...     | ...     | ...         | ...     | ...         | ...              | ...             |  |

주: 1) 2022년 2/4분기 자료는 잠정치임

자료: 한국은행 경제통계시스템, IMF 『International Financial Statistics』, 대만 『Balance of Payments』

## 7. 경상수지(계속) Current Balance (Cont'd)

단위: 백만 달러

In million US\$

|          | 스웨덴<br>Sweden | 스위스<br>Switzerland | 스페인<br>Spain | 슬로바키아<br>Slovak Republic | 슬로베니아<br>Slovenia | 싱가포르<br>Singapore | 아이슬란드<br>Iceland |
|----------|---------------|--------------------|--------------|--------------------------|-------------------|-------------------|------------------|
| 2016     | 12,154        | 55,671             | 39,298       | -2,432                   | 2,143             | 56,263            | 1,720            |
| 2017     | 16,090        | 44,131             | 36,860       | -1,853                   | 3,035             | 59,383            | 1,053            |
| 2018     | 15,004        | 44,770             | 26,482       | -2,293                   | 3,229             | 57,125            | 923              |
| 2019     | 29,361        | 39,809             | 29,188       | -3,532                   | 3,230             | 54,273            | 1,436            |
| 2020     | 32,372        | 20,308             | 10,788       | 459                      | 4,058             | 58,139            | 184              |
| 2021     | 33,883        | 75,502             | 12,993       | -2,220                   | 2,372             | 71,926            | -697             |
| 2018.3/4 | 5,544         | 7,609              | 8,919        | -466                     | 940               | 17,156            | 716              |
| 4/4      | 4,340         | 8,680              | 6,055        | -1,302                   | 619               | 14,542            | 85               |
| 2019.1/4 | 7,633         | 286                | -981         | -404                     | 834               | 13,758            | 265              |
| 2/4      | 6,961         | 13,409             | 12,112       | -951                     | 881               | 12,721            | 184              |
| 3/4      | 9,142         | 11,476             | 9,643        | -1,434                   | 750               | 14,385            | 562              |
| 4/4      | 5,624         | 14,638             | 8,414        | -743                     | 765               | 13,403            | 425              |
| 2020.1/4 | 7,577         | 12,300             | 172          | -885                     | 1,123             | 12,494            | 61               |
| 2/4      | 7,244         | 8,268              | 2,186        | -211                     | 811               | 16,064            | -44              |
| 3/4      | 8,605         | 15,835             | 2,483        | 1,166                    | 965               | 16,478            | -7               |
| 4/4      | 8,946         | -16,096            | 5,947        | 388                      | 1,160             | 13,047            | 175              |
| 2021.1/4 | 9,154         | 16,414             | -477         | 620                      | 1,138             | 13,250            | -182             |
| 2/4      | 9,306         | 17,097             | 2,994        | -702                     | 462               | 19,921            | -319             |
| 3/4      | 7,488         | 26,486             | 5,295        | -1,024                   | 660               | 19,758            | 146              |
| 4/4      | 7,935         | 15,505             | 5,181        | -1,114                   | 112               | 18,951            | -342             |
| 2022.1/4 | 6,152         | 20,624             | -4,090       | -2,276                   | -169              | 21,339            | -392             |
| 2/4      | ...           | ...                | ...          | ...                      | ...               | ...               | ...              |

|          | 아일랜드<br>Ireland | 에스토니아<br>Estonia | 영국<br>U. K. | 오스트레일리아<br>Australia | 오스트리아<br>Austria | 이탈리아<br>Italy | 인도<br>India |
|----------|-----------------|------------------|-------------|----------------------|------------------|---------------|-------------|
| 2016     | -12,521         | 301              | -146,432    | -41,186              | 10,770           | 48,905        | -12,114     |
| 2017     | 3,398           | 614              | -98,076     | -36,063              | 5,650            | 51,636        | -38,168     |
| 2018     | 24,170          | 247              | -112,484    | -29,893              | 4,380            | 52,397        | -65,599     |
| 2019     | -44,934         | 783              | -76,874     | 7,657                | 9,344            | 64,518        | -29,763     |
| 2020     | -8,904          | -141             | -69,828     | 35,601               | 8,161            | 72,036        | 32,730      |
| 2021     | 70,249          | -624             | -82,534     | 56,259               | -2,546           | 53,095        | -33,422     |
| 2018.3/4 | 12,815          | 38               | -31,944     | -9,167               | -300             | 18,838        | -19,033     |
| 4/4      | -15,239         | -17              | -26,162     | -4,880               | -879             | 14,741        | -17,738     |
| 2019.1/4 | 10,396          | 153              | -41,758     | -905                 | 5,585            | 5,273         | -4,628      |
| 2/4      | -36,623         | 208              | -18,674     | 4,376                | -874             | 15,866        | -14,977     |
| 3/4      | 12,914          | 247              | -22,958     | 2,553                | 1,546            | 19,967        | -7,553      |
| 4/4      | -31,621         | 175              | 6,516       | 1,632                | 3,088            | 23,412        | -2,605      |
| 2020.1/4 | -50,636         | 348              | -14,487     | 6,184                | 5,441            | 8,155         | 584         |
| 2/4      | 10,856          | 385              | -6,186      | 12,950               | -818             | 6,555         | 19,083      |
| 3/4      | 17,870          | -52              | -12,499     | 5,753                | 2,674            | 29,988        | 15,275      |
| 4/4      | 13,006          | -822             | -36,656     | 10,713               | 865              | 27,338        | -2,212      |
| 2021.1/4 | 22,938          | -389             | -13,873     | 14,265               | -1,095           | 9,380         | -8,135      |
| 2/4      | 18,074          | -764             | -13,016     | 21,237               | -1,595           | 19,131        | 6,581       |
| 3/4      | 27,474          | 125              | -43,837     | 13,635               | 330              | 19,388        | -9,712      |
| 4/4      | 1,762           | 405              | -11,808     | 7,123                | -185             | 5,197         | -22,156     |
| 2022.1/4 | ...             | 130              | -74,756     | 5,598                | 1,309            | -7,228        | -13,404     |
| 2/4      | ...             | ...              | ...         | ...                  | ...              | ...           | ...         |

## 7. 경상수지(계속)

### Current Balance (Cont'd)

| 단위: 백만 달러 |           | In million US\$ |         |                |             |          |           |  |
|-----------|-----------|-----------------|---------|----------------|-------------|----------|-----------|--|
|           | 인도네시아     | 일 본             | 중 국     | 체 코            | 캐나다         | 태 국      | 튀르키예      |  |
|           | Indonesia | Japan           | China   | Czech Republic | Canada      | Thailand | Turkiye   |  |
| 2016      | -16,952   | 197,049         | 191,337 | 3,462          | -47,263     | 43,438   | -27,038   |  |
| 2017      | -16,196   | 203,169         | 188,676 | 2,961          | -46,236     | 43,952   | -40,877   |  |
| 2018      | -30,633   | 177,269         | 24,131  | 1,260          | -41,150     | 28,423   | -21,740   |  |
| 2019      | -30,279   | 176,610         | 102,910 | 898            | -35,434     | 38,044   | 5,303     |  |
| 2020      | -4,433    | 147,036         | 248,836 | 4,967          | -29,216     | 20,279   | -35,537   |  |
| 2021      | 3,430     | 142,491         | 317,301 | -2,282         | 827         | -11,018  | -13,698   |  |
| 2018.3/4  | -8,380    | 52,148          | 17,574  | -2,638         | -7,431      | 3,829    | 3,028     |  |
| 4/4       | -9,531    | 23,655          | 48,972  | 855            | -8,712      | 6,233    | 5,369     |  |
| 2019.1/4  | -6,550    | 53,323          | 22,298  | 2,259          | -14,051     | 11,536   | -1,071    |  |
| 2/4       | -8,199    | 39,944          | 19,813  | 1,478          | -7,609      | 4,311    | -298      |  |
| 3/4       | -7,481    | 51,105          | 30,634  | -2,219         | -10,643     | 10,775   | 7,185     |  |
| 4/4       | -8,048    | 32,239          | 30,165  | -620           | -3,131      | 11,422   | -513      |  |
| 2020.1/4  | -3,367    | 48,243          | -52,252 | 3,004          | -12,023     | 10,983   | -8,109    |  |
| 2/4       | -2,913    | 7,662           | 91,092  | -396           | -6,272      | 1,639    | -11,899   |  |
| 3/4       | 997       | 45,303          | 89,303  | 3,125          | -11,701     | 7,662    | -8,452    |  |
| 4/4       | 850       | 45,829          | 120,693 | -766           | 781         | -6       | -7,077    |  |
| 2021.1/4  | -1,087    | 55,187          | 70,861  | 3,079          | 1,323       | -1,855   | -7,544    |  |
| 2/4       | -1,929    | 33,468          | 45,514  | 937            | -1,102      | -3,041   | -5,955    |  |
| 3/4       | 4,950     | 38,463          | 82,559  | -3,876         | -2,594      | -4,686   | 2,696     |  |
| 4/4       | 1,496     | 15,373          | 118,367 | -2,421         | 3,199       | -1,436   | -2,895    |  |
| 2022.1/4  | 221       | 25,893          | 88,875  | -355           | 5,598       | -2,189   | -18,706   |  |
| 2/4       | ...       | ...             | ...     | ...            | ...         | ...      | ...       |  |
| <hr/>     |           |                 |         |                |             |          |           |  |
|           | 포르투갈      | 폴란드             | 프랑스     | 핀란드            | 필리핀         | 헝가리      | 홍 콩       |  |
|           | Portugal  | Poland          | France  | Finland        | Philippines | Hungary  | Hong Kong |  |
| 2016      | 2,411     | -3,719          | -12,205 | -4,844         | -1,199      | 5,855    | 12,688    |  |
| 2017      | 3,040     | -2,068          | -17,978 | -1,951         | -2,143      | 2,769    | 15,621    |  |
| 2018      | 1,325     | -7,537          | -24,384 | -5,160         | -8,877      | 415      | 13,514    |  |
| 2019      | 1,013     | 2,832           | 13,699  | -877           | -3,047      | -1,087   | 21,230    |  |
| 2020      | -2,357    | 17,319          | -46,341 | 2,036          | 11,578      | -1,563   | 24,092    |  |
| 2021      | -2,850    | -4,568          | 9,946   | 2,711          | -6,922      | -5,191   | 41,712    |  |
| 2018.3/4  | 3,282     | -3,672          | 824     | -895           | -2,087      | -261     | 5,841     |  |
| 4/4       | -602      | -2,788          | 6,151   | 381            | -2,730      | -824     | 4,637     |  |
| 2019.1/4  | -610      | 1,591           | -7,212  | 135            | -1,728      | -91      | 3,084     |  |
| 2/4       | -1,159    | 193             | 2,511   | -3,878         | -785        | 368      | 3,823     |  |
| 3/4       | 2,835     | -857            | 2,789   | 587            | -192        | -482     | 8,710     |  |
| 4/4       | -54       | 1,905           | 15,612  | 2,278          | -342        | -883     | 5,613     |  |
| 2020.1/4  | -772      | 4,452           | -17,173 | -1,528         | 57          | -218     | -902      |  |
| 2/4       | -1,763    | 5,700           | -17,887 | -1,193         | 5,242       | -1,437   | 7,951     |  |
| 3/4       | 617       | 2,874           | -13,171 | 740            | 3,095       | 646      | 12,741    |  |
| 4/4       | -439      | 4,293           | 1,889   | 4,018          | 3,185       | -555     | 4,302     |  |
| 2021.1/4  | -200      | 3,895           | -8,890  | -182           | -32         | 495      | 7,825     |  |
| 2/4       | -1,887    | 1,586           | 1,714   | 294            | -1,421      | -668     | 9,069     |  |
| 3/4       | 262       | -3,965          | 2,113   | 2,424          | -1,517      | -2,338   | 12,362    |  |
| 4/4       | -1,025    | -6,084          | 15,009  | 175            | -3,953      | -2,680   | 12,457    |  |
| 2022.1/4  | -1,662    | -9,967          | -11,253 | -2,472         | -4,808      | -2,268   | 10,057    |  |
| 2/4       | ...       | ...             | ...     | ...            | ...         | ...      | ...       |  |

## 8. 상품수지 Trade Balance

단위: 백만 달러

In million US\$

|          | 대한민국<br>Korea | 그리스<br>Greece | 네덜란드<br>Netherlands | 노르웨이<br>Norway | 뉴질랜드<br>New Zealand | 대만 <sup>1)</sup><br>Taiwan | 덴마크<br>Denmark |
|----------|---------------|---------------|---------------------|----------------|---------------------|----------------------------|----------------|
| 2016     | 116,462       | -19,858       | 72,645              | 12,920         | -1,881              | 71,002                     | 17,011         |
| 2017     | 113,593       | -22,389       | 81,226              | 23,203         | -1,503              | 81,292                     | 15,010         |
| 2018     | 110,087       | -26,532       | 84,612              | 33,816         | -3,523              | 66,934                     | 12,829         |
| 2019     | 79,812        | -25,572       | 67,305              | 15,789         | -2,437              | 57,491                     | 18,440         |
| 2020     | 80,605        | -21,135       | 70,659              | -131           | 1,863               | 74,872                     | 18,683         |
| 2021     | 76,207        | -30,217       | 74,078              | 59,690         | -4,263              | 88,235                     | 14,704         |
| 2018.3/4 | 34,718        | -6,781        | 20,681              | 8,770          | -2,151              | 15,670                     | 4,107          |
| 4/4      | 24,655        | -6,758        | 20,815              | 9,080          | -1,220              | 17,010                     | 4,364          |
| 2019.1/4 | 19,728        | -6,814        | 18,255              | 6,933          | 196                 | 12,546                     | 3,228          |
| 2/4      | 17,625        | -6,295        | 15,840              | 2,679          | 603                 | 14,374                     | 5,096          |
| 3/4      | 20,572        | -6,523        | 15,830              | 669            | -2,251              | 16,210                     | 5,385          |
| 4/4      | 21,887        | -5,939        | 17,380              | 5,509          | -986                | 14,361                     | 4,731          |
| 2020.1/4 | 15,436        | -6,169        | 17,879              | 2,721          | 689                 | 12,258                     | 5,129          |
| 2/4      | 8,440         | -4,199        | 13,609              | -2,387         | 2,326               | 16,161                     | 4,516          |
| 3/4      | 25,922        | -5,515        | 18,060              | -1,711         | -846                | 23,459                     | 5,007          |
| 4/4      | 30,807        | -5,252        | 21,112              | 1,246          | -306                | 22,994                     | 4,031          |
| 2021.1/4 | 19,283        | -6,028        | 21,569              | 7,122          | -244                | 18,772                     | 4,196          |
| 2/4      | 19,149        | -7,074        | 18,114              | 7,123          | 1,046               | 23,877                     | 4,114          |
| 3/4      | 21,124        | -8,162        | 16,306              | 14,993         | -3,103              | 21,556                     | 3,043          |
| 4/4      | 16,652        | -8,953        | 18,088              | 30,452         | -1,962              | 24,030                     | 3,352          |
| 2022.1/4 | 10,731        | -9,828        | 20,047              | 35,127         | -1,078              | 20,151                     | 2,703          |
| 2/4      | 9,283         | ...           | ...                 | ...            | ...                 | 17,794                     | ...            |
|          | 독일<br>Germany | 러시아<br>Russia | 룩셈부르크<br>Luxembourg | 멕시코<br>Mexico  | 미국<br>U. S. A.      | 벨기에<br>Belgium             | 브라질<br>Brazil  |
| 2016     | 279,768       | 90,215        | 2,227               | -13,082        | -749,801            | 1,925                      | 44,544         |
| 2017     | 288,053       | 114,558       | 2,291               | -10,984        | -799,340            | 2,706                      | 57,325         |
| 2018     | 263,292       | 195,058       | 2,233               | -13,768        | -878,748            | -2,106                     | 43,373         |
| 2019     | 241,286       | 165,845       | 2,415               | 5,168          | -857,259            | 3,120                      | 26,547         |
| 2020     | 218,002       | 93,441        | 2,324               | 34,151         | -913,886            | 5,343                      | 32,370         |
| 2021     | 227,904       | 190,337       | 935                 | -10,915        | -1,090,295          | -1,665                     | 36,363         |
| 2018.3/4 | 57,878        | 47,844        | 584                 | -5,803         | -238,759            | 255                        | 7,825          |
| 4/4      | 50,113        | 57,689        | 103                 | -3,415         | -238,053            | -3,296                     | 12,409         |
| 2019.1/4 | 63,741        | 47,163        | 760                 | -1,816         | -190,850            | -84                        | 4,598          |
| 2/4      | 58,631        | 39,700        | 428                 | 4,964          | -222,312            | 190                        | 11,404         |
| 3/4      | 64,188        | 37,982        | 498                 | -1,099         | -236,303            | 1,841                      | 3,852          |
| 4/4      | 54,726        | 41,000        | 729                 | 3,118          | -207,794            | 1,172                      | 6,693          |
| 2020.1/4 | 57,438        | 33,221        | 696                 | 3,519          | -177,622            | 898                        | -815           |
| 2/4      | 30,923        | 16,532        | 549                 | -1,165         | -220,059            | 1,004                      | 13,908         |
| 3/4      | 65,127        | 18,691        | 281                 | 16,209         | -259,451            | 1,524                      | 15,847         |
| 4/4      | 64,514        | 24,997        | 798                 | 15,588         | -256,754            | 1,917                      | 3,429          |
| 2021.1/4 | 68,905        | 28,726        | 641                 | -1,424         | -234,645            | 170                        | -3,490         |
| 2/4      | 56,835        | 38,839        | 64                  | 2,810          | -266,386            | 263                        | 23,587         |
| 3/4      | 57,851        | 54,248        | 217                 | -10,041        | -296,790            | 3,345                      | 14,483         |
| 4/4      | 44,313        | 68,524        | 12                  | -2,261         | -292,474            | -5,443                     | 1,783          |
| 2022.1/4 | 38,479        | ...           | 485                 | -4,936         | -305,415            | -2,651                     | 8,367          |
| 2/4      | ...           | ...           | ...                 | ...            | ...                 | ...                        | ...            |

주: 1) 2022년 2/4분기 자료는 잠정치임

자료: 한국은행 경제통계시스템, IMF 『International Financial Statistics』, 대만 『Balance of Payments』

## 8. 상품수지(계속)

### Trade Balance (Cont'd)

| 단위: 백만 달러 |        | In million US\$ |         |                 |          |           |         |  |
|-----------|--------|-----------------|---------|-----------------|----------|-----------|---------|--|
|           | 스웨덴    | 스위스             | 스페인     | 슬로바키아           | 슬로베니아    | 싱가포르      | 아이슬란드   |  |
|           | Sweden | Switzerland     | Spain   | Slovak Republic | Slovenia | Singapore | Iceland |  |
| 2016      | 8,472  | 61,669          | -15,734 | 1,408           | 1,692    | 89,938    | -799    |  |
| 2017      | 11,162 | 64,517          | -25,022 | 654             | 1,830    | 101,030   | -1,525  |  |
| 2018      | 11,156 | 72,484          | -34,517 | -252            | 1,511    | 104,137   | -1,507  |  |
| 2019      | 20,710 | 71,216          | -29,948 | -1,261          | 1,456    | 98,141    | -1,002  |  |
| 2020      | 21,663 | 62,091          | -10,273 | 1,241           | 2,665    | 103,628   | -676    |  |
| 2021      | 24,956 | 112,400         | -24,075 | -59             | 1,072    | 118,216   | -1,257  |  |
| 2018.3/4  | 2,901  | 14,517          | -10,582 | -190            | 462      | 27,490    | -418    |  |
| 4/4       | 2,366  | 17,445          | -8,680  | -616            | 135      | 28,501    | -301    |  |
| 2019.1/4  | 5,579  | 17,317          | -8,485  | 175             | 463      | 22,833    | -126    |  |
| 2/4       | 5,732  | 16,936          | -4,604  | -321            | 479      | 25,575    | -352    |  |
| 3/4       | 4,916  | 18,574          | -10,285 | -974            | 217      | 25,475    | -385    |  |
| 4/4       | 4,483  | 18,390          | -6,573  | -141            | 298      | 24,240    | -138    |  |
| 2020.1/4  | 6,791  | 16,827          | -6,801  | -760            | 617      | 23,112    | -183    |  |
| 2/4       | 3,741  | 12,870          | 557     | 91              | 618      | 26,094    | -139    |  |
| 3/4       | 4,547  | 14,390          | -3,164  | 1,198           | 809      | 27,598    | -239    |  |
| 4/4       | 6,584  | 18,004          | -865    | 712             | 621      | 26,861    | -115    |  |
| 2021.1/4  | 7,093  | 23,576          | -1,799  | 1,057           | 772      | 24,594    | -153    |  |
| 2/4       | 7,074  | 28,064          | -1,495  | -81             | 409      | 31,969    | -449    |  |
| 3/4       | 5,045  | 36,089          | -8,500  | -761            | 74       | 29,867    | -361    |  |
| 4/4       | 5,743  | 24,671          | -12,280 | -273            | -183     | 31,738    | -294    |  |
| 2022.1/4  | 5,615  | 29,691          | -15,654 | -1,700          | -533     | 29,613    | -156    |  |
| 2/4       | ...    | ...             | ...     | ...             | ...      | ...       | ...     |  |

|          | 아일랜드    | 에스토니아   | 영국       | 오스트레일리아   | 오스트리아   | 이탈리아   | 인도       |
|----------|---------|---------|----------|-----------|---------|--------|----------|
|          | Ireland | Estonia | U. K.    | Australia | Austria | Italy  | India    |
| 2016     | 117,313 | -902    | -187,986 | -5,826    | 2,946   | 66,386 | -107,476 |
| 2017     | 123,714 | -1,030  | -180,951 | 10,473    | 1,201   | 61,798 | -148,134 |
| 2018     | 129,048 | -1,431  | -189,751 | 20,836    | 1,401   | 54,146 | -186,692 |
| 2019     | 133,368 | -1,038  | -176,787 | 48,095    | 4,265   | 67,887 | -157,678 |
| 2020     | 165,471 | -167    | -167,330 | 40,510    | 3,487   | 78,586 | -95,450  |
| 2021     | 204,693 | -1,578  | -214,476 | 87,723    | -1,939  | 62,231 | -176,721 |
| 2018.3/4 | 31,697  | -397    | -45,898  | 6,231     | -86     | 13,314 | -50,037  |
| 4/4      | 29,012  | -516    | -50,101  | 6,848     | -923    | 13,598 | -49,281  |
| 2019.1/4 | 34,326  | -97     | -67,454  | 9,879     | 1,048   | 12,130 | -35,214  |
| 2/4      | 31,576  | -290    | -44,883  | 15,105    | 941     | 17,344 | -46,774  |
| 3/4      | 35,142  | -298    | -41,540  | 14,151    | 1,054   | 17,357 | -39,650  |
| 4/4      | 32,324  | -352    | -22,910  | 8,960     | 1,222   | 21,055 | -36,040  |
| 2020.1/4 | 41,522  | -37     | -39,662  | 12,319    | 991     | 14,313 | -35,042  |
| 2/4      | 37,753  | -47     | -15,819  | 12,969    | 332     | 13,756 | -10,990  |
| 3/4      | 44,296  | -110    | -45,733  | 6,079     | 1,094   | 24,661 | -14,816  |
| 4/4      | 41,901  | 26      | -66,115  | 9,143     | 1,070   | 25,857 | -34,602  |
| 2021.1/4 | 52,601  | -251    | -54,919  | 17,248    | 942     | 16,145 | -41,745  |
| 2/4      | 50,986  | -585    | -42,731  | 25,446    | 219     | 23,878 | -30,715  |
| 3/4      | 53,904  | -408    | -62,419  | 25,838    | -815    | 16,030 | -44,511  |
| 4/4      | 47,202  | -335    | -54,406  | 19,191    | -2,286  | 6,177  | -59,750  |
| 2022.1/4 | ...     | -505    | -99,619  | 24,009    | -1,748  | -5,104 | -54,483  |
| 2/4      | ...     | ...     | ...      | ...       | ...     | ...    | ...      |

## 8. 상품수지(계속)

### Trade Balance (Cont'd)

단위: 백만 달러

In million US\$

|          | 인도네시아<br>Indonesia | 일본<br>Japan   | 중국<br>China   | 체코<br>Czech Republic | 캐나다<br>Canada      | 태국<br>Thailand | 튀르키예<br>Turkiye |
|----------|--------------------|---------------|---------------|----------------------|--------------------|----------------|-----------------|
| 2016     | 15,318             | 51,163        | 488,883       | 10,609               | -19,170            | 35,776         | -39,923         |
| 2017     | 18,814             | 43,836        | 475,941       | 10,900               | -19,083            | 32,581         | -58,575         |
| 2018     | -228               | 10,587        | 380,074       | 9,379                | -16,838            | 22,388         | -40,726         |
| 2019     | 3,508              | 1,361         | 392,993       | 10,482               | -13,875            | 26,725         | -16,781         |
| 2020     | 28,301             | 26,647        | 511,103       | 12,266               | -29,665            | 40,856         | -37,863         |
| 2021     | 43,806             | 15,878        | 562,724       | 3,454                | 3,586              | 39,885         | -29,284         |
| 2018.3/4 | -370               | 555           | 97,291        | 926                  | -3,506             | 3,937          | -7,582          |
| 4/4      | -2,494             | -6,302        | 133,500       | 1,660                | -4,317             | 4,627          | 883             |
| 2019.1/4 | 1,269              | 1,357         | 67,777        | 3,194                | -5,170             | 6,653          | -2,747          |
| 2/4      | 571                | -1,065        | 96,238        | 3,495                | -2,447             | 6,047          | -4,288          |
| 3/4      | 1,362              | -1,142        | 114,636       | 2,173                | -5,756             | 8,055          | -4,371          |
| 4/4      | 306                | 2,211         | 114,342       | 1,620                | -501               | 5,969          | -5,375          |
| 2020.1/4 | 4,588              | 3,440         | 13,479        | 2,786                | -6,424             | 9,222          | -9,613          |
| 2/4      | 3,952              | -14,390       | 153,701       | 1,181                | -7,594             | 8,814          | -8,647          |
| 3/4      | 9,792              | 13,689        | 156,796       | 3,437                | -9,735             | 14,121         | -11,090         |
| 4/4      | 9,969              | 23,908        | 187,127       | 4,863                | -5,912             | 8,698          | -8,513          |
| 2021.1/4 | 7,628              | 12,970        | 123,094       | 4,245                | 2,298              | 9,023          | -6,992          |
| 2/4      | 8,337              | 8,302         | 112,730       | 1,929                | -353               | 11,247         | -6,426          |
| 3/4      | 15,408             | -159          | 144,092       | -1,459               | -889               | 9,391          | -7,151          |
| 4/4      | 12,433             | -5,236        | 182,809       | -1,261               | 2,530              | 10,225         | -8,715          |
| 2022.1/4 | 11,140             | -16,483       | 144,961       | 373                  | 9,729              | 9,282          | -21,101         |
| 2/4      | ...                | ...           | ...           | ...                  | ...                | ...            | ...             |
|          | 포르투갈<br>Portugal   | 폴란드<br>Poland | 프랑스<br>France | 핀란드<br>Finland       | 필리핀<br>Philippines | 헝가리<br>Hungary | 홍콩<br>Hong Kong |
| 2016     | -11,062            | 2,262         | -35,747       | 49                   | -35,549            | 4,391          | -16,704         |
| 2017     | -15,102            | -463          | -51,541       | 1,689                | -40,215            | 1,896          | -22,927         |
| 2018     | -18,415            | -7,327        | -60,734       | 333                  | -50,972            | -2,629         | -32,272         |
| 2019     | -18,226            | 1,699         | -52,800       | 2,579                | -49,312            | -4,099         | -15,362         |
| 2020     | -14,236            | 14,379        | -66,740       | 3,596                | -33,775            | -1,320         | -5,315          |
| 2021     | -17,693            | -315          | -79,542       | 3,450                | -53,781            | -4,399         | 2,730           |
| 2018.3/4 | -4,485             | -1,791        | -14,268       | -380                 | -13,482            | -1,704         | -6,537          |
| 4/4      | -5,389             | -2,359        | -7,465        | -197                 | -14,157            | -852           | -4,867          |
| 2019.1/4 | -4,236             | 290           | -19,069       | 1,163                | -12,293            | -436           | -8,319          |
| 2/4      | -4,577             | 111           | -11,968       | 89                   | -12,126            | -592           | -8,996          |
| 3/4      | -4,915             | 6             | -15,614       | -364                 | -12,339            | -1,556         | 253             |
| 4/4      | -4,498             | 1,292         | -6,149        | 1,691                | -12,553            | -1,515         | 1,700           |
| 2020.1/4 | -4,709             | 1,148         | -18,086       | -171                 | -10,671            | -328           | -6,253          |
| 2/4      | -2,802             | 3,865         | -22,954       | 1,017                | -4,676             | -942           | -2,434          |
| 3/4      | -3,183             | 3,642         | -19,936       | 49                   | -8,979             | -65            | 4,112           |
| 4/4      | -3,542             | 5,724         | -5,763        | 2,701                | -9,450             | 14             | -740            |
| 2021.1/4 | -2,693             | 3,256         | -19,145       | 276                  | -10,966            | 1,449          | 816             |
| 2/4      | -4,247             | 2,639         | -16,260       | 954                  | -12,516            | -605           | -3,810          |
| 3/4      | -4,861             | -2,559        | -21,139       | 1,109                | -13,766            | -2,793         | 406             |
| 4/4      | -5,891             | -3,651        | -22,998       | 1,112                | -16,533            | -2,450         | 5,318           |
| 2022.1/4 | -5,863             | -7,250        | -32,436       | -1,420               | -16,353            | -2,774         | 1,827           |
| 2/4      | ...                | ...           | ...           | ...                  | ...                | ...            | ...             |

## 9. 서비스수지 Services Balance

단위: 백만 달러

In million US\$

|          | 대한민국<br>Korea | 그리스<br>Greece | 네덜란드<br>Netherlands | 노르웨이<br>Norway | 뉴질랜드<br>New Zealand | 대만 <sup>1)</sup><br>Taiwan | 덴마크<br>Denmark |
|----------|---------------|---------------|---------------------|----------------|---------------------|----------------------------|----------------|
| 2016     | -17,338       | 18,145        | 7,313               | -6,884         | 3,444               | -10,524                    | 3,912          |
| 2017     | -36,734       | 20,733        | 8,352               | -9,292         | 3,651               | -8,762                     | 8,869          |
| 2018     | -29,369       | 22,597        | 11,747              | -8,751         | 3,422               | -6,622                     | 8,977          |
| 2019     | -26,845       | 23,564        | 21,947              | -9,720         | 2,573               | -5,064                     | 7,223          |
| 2020     | -14,670       | 8,398         | 21,067              | -2,783         | 589                 | 3,753                      | 4,178          |
| 2021     | -3,108        | 15,280        | 29,820              | -1,061         | -3,823              | 12,428                     | 11,437         |
| 2018.3/4 | -7,444        | 12,178        | 2,027               | -2,327         | -306                | -2,292                     | 3,194          |
| 4/4      | -6,102        | 3,318         | 4,337               | -2,496         | 647                 | -609                       | 2,105          |
| 2019.1/4 | -8,220        | 1,699         | 4,953               | -1,610         | 1,987               | -980                       | 1,367          |
| 2/4      | -5,434        | 5,919         | 6,151               | -2,456         | 319                 | -1,213                     | 2,120          |
| 3/4      | -6,601        | 12,963        | 3,765               | -2,451         | -259                | -1,848                     | 2,431          |
| 4/4      | -6,591        | 2,984         | 7,078               | -3,203         | 527                 | -1,023                     | 1,305          |
| 2020.1/4 | -5,251        | 1,261         | 5,041               | -1,703         | 1,950               | -512                       | 1,134          |
| 2/4      | -3,530        | 1,135         | 5,806               | -233           | -260                | 943                        | 1,688          |
| 3/4      | -3,887        | 4,208         | 4,380               | -321           | -506                | 1,724                      | 1,985          |
| 4/4      | -2,001        | 1,795         | 5,840               | -526           | -595                | 1,598                      | -629           |
| 2021.1/4 | -1,861        | 891           | 5,350               | 318            | -665                | 2,794                      | 2,189          |
| 2/4      | -1,885        | 1,799         | 8,395               | 311            | -543                | 2,386                      | 1,504          |
| 3/4      | 498           | 9,575         | 6,639               | -353           | -1,196              | 3,252                      | 3,968          |
| 4/4      | 140           | 3,016         | 9,436               | -1,337         | -1,420              | 3,996                      | 3,777          |
| 2022.1/4 | 436           | 1,161         | 6,515               | -895           | -1,307              | 4,245                      | 5,107          |
| 2/4      | 65            | ...           | ...                 | ...            | ...                 | 3,732                      | ...            |
|          | 독일<br>Germany | 러시아<br>Russia | 룩셈부르크<br>Luxembourg | 멕시코<br>Mexico  | 미국<br>U. S. A.      | 벨기에<br>Belgium             | 브라질<br>Brazil  |
| 2016     | -23,363       | -23,959       | 25,144              | -8,822         | 270,340             | 3,760                      | -30,602        |
| 2017     | -27,460       | -31,323       | 23,833              | -9,477         | 289,001             | 2,556                      | -38,324        |
| 2018     | -18,554       | -30,082       | 25,090              | -10,939        | 300,148             | 956                        | -35,991        |
| 2019     | -20,157       | -36,517       | 23,512              | -7,902         | 297,584             | 527                        | -35,489        |
| 2020     | 3,116         | -16,788       | 24,969              | -11,295        | 259,896             | 1,918                      | -20,941        |
| 2021     | 670           | -20,250       | 29,504              | -11,559        | 245,245             | 2,269                      | -17,112        |
| 2018.3/4 | -13,656       | -8,759        | 5,937               | -3,539         | 75,586              | -963                       | -9,051         |
| 4/4      | -219          | -6,943        | 6,588               | -2,702         | 78,847              | 701                        | -9,684         |
| 2019.1/4 | -953          | -6,059        | 5,775               | -1,186         | 66,586              | 831                        | -7,763         |
| 2/4      | -2,498        | -8,703        | 6,229               | -1,571         | 72,399              | -1,174                     | -9,945         |
| 3/4      | -13,245       | -11,582       | 5,761               | -3,552         | 74,757              | 274                        | -8,245         |
| 4/4      | -3,461        | -10,173       | 5,747               | -1,593         | 83,842              | 597                        | -9,536         |
| 2020.1/4 | -2,468        | -5,705        | 5,766               | -1,243         | 64,153              | 1,307                      | -6,566         |
| 2/4      | 5,716         | -1,933        | 6,154               | -3,986         | 65,859              | 1,449                      | -3,975         |
| 3/4      | -6,811        | -3,605        | 6,071               | -3,506         | 62,498              | -548                       | -5,227         |
| 4/4      | 6,679         | -5,545        | 6,979               | -2,561         | 67,386              | -290                       | -5,174         |
| 2021.1/4 | 3,953         | -3,032        | 6,447               | -3,970         | 64,565              | 2,389                      | -3,464         |
| 2/4      | 7,717         | -4,059        | 7,722               | -2,888         | 62,136              | 1,495                      | -4,432         |
| 3/4      | -9,619        | -6,855        | 7,258               | -2,956         | 50,848              | -576                       | -4,257         |
| 4/4      | -1,381        | -6,304        | 8,078               | -1,745         | 67,696              | -1,039                     | -4,959         |
| 2022.1/4 | -2,768        | ...           | 6,406               | -2,543         | 55,810              | 1,834                      | -5,456         |
| 2/4      | ...           | ...           | ...                 | ...            | ...                 | ...                        | ...            |

주: 1) 2022년 2/4분기 자료는 잠정치임

자료: 한국은행 경제통계시스템, IMF 『International Financial Statistics』, 대만 『Balance of Payments』



## 9. 서비스수지(계속)

### Services Balance (Cont'd)

단위: 백만 달러

In million US\$

|          | 스웨덴<br>Sweden | 스위스<br>Switzerland | 스페인<br>Spain | 슬로바키아<br>Slovak Republic | 슬로베니아<br>Slovenia | 싱가포르<br>Singapore | 아이슬란드<br>Iceland |
|----------|---------------|--------------------|--------------|--------------------------|-------------------|-------------------|------------------|
| 2016     | 7,635         | 4,337              | 65,129       | 428                      | 2,150             | -6,366            | 2,211            |
| 2017     | 3,463         | -2,013             | 72,716       | 1,003                    | 2,555             | -10,400           | 2,644            |
| 2018     | 1,571         | 4,402              | 73,002       | 1,099                    | 3,088             | 4,676             | 2,382            |
| 2019     | 2,935         | 773                | 70,682       | 1,365                    | 3,251             | 9,776             | 2,115            |
| 2020     | 3,111         | -9,981             | 29,235       | 1,236                    | 2,354             | 5,847             | 519              |
| 2021     | 2,399         | -7,562             | 45,266       | 943                      | 2,897             | 6,286             | 751              |
| 2018.3/4 | -185          | 1,807              | 24,535       | 449                      | 899               | 1,957             | 1,140            |
| 4/4      | 1,247         | -941               | 14,625       | 61                       | 802               | -236              | 323              |
| 2019.1/4 | -212          | 3,473              | 11,563       | 269                      | 616               | 2,316             | 282              |
| 2/4      | 1,625         | 377                | 20,495       | 456                      | 871               | 1,801             | 461              |
| 3/4      | 833           | -352               | 23,902       | 467                      | 928               | 3,061             | 871              |
| 4/4      | 689           | -2,726             | 14,721       | 172                      | 837               | 2,592             | 500              |
| 2020.1/4 | -362          | -1,783             | 9,862        | 346                      | 596               | 362               | 163              |
| 2/4      | 459           | -1,739             | 4,096        | 264                      | 451               | 1,626             | 17               |
| 3/4      | 640           | -2,869             | 8,825        | 578                      | 677               | 2,236             | 146              |
| 4/4      | 2,376         | -3,591             | 6,451        | 47                       | 630               | 1,631             | 193              |
| 2021.1/4 | 716           | -1,544             | 4,557        | 176                      | 558               | 1,769             | -65              |
| 2/4      | 822           | -2,429             | 7,867        | 194                      | 687               | 2,158             | 183              |
| 3/4      | -264          | -2,277             | 16,722       | 457                      | 864               | 2,160             | 478              |
| 4/4      | 1,126         | -1,312             | 16,120       | 117                      | 787               | 216               | 154              |
| 2022.1/4 | -606          | -774               | 14,259       | 146                      | 682               | 2,108             | -42              |
| 2/4      | ...           | ...                | ...          | ...                      | ...               | ...               | ...              |

|          | 아일랜드<br>Ireland | 에스토니아<br>Estonia | 영국<br>U. K. | 오스트레일리아<br>Australia | 오스트리아<br>Austria | 이탈리아<br>Italy | 인도<br>India |
|----------|-----------------|------------------|-------------|----------------------|------------------|---------------|-------------|
| 2016     | -70,404         | 1,774            | 143,515     | -4,562               | 11,683           | -4,417        | 65,896      |
| 2017     | -47,901         | 2,129            | 146,920     | -3,618               | 11,269           | -4,188        | 75,923      |
| 2018     | -18,569         | 2,231            | 152,036     | -4,115               | 11,869           | -3,530        | 80,774      |
| 2019     | -84,034         | 2,329            | 150,274     | -1,114               | 10,503           | -529          | 84,226      |
| 2020     | -68,306         | 246              | 174,236     | 10,082               | 8,890            | -8,119        | 87,108      |
| 2021     | -2,833          | 1,595            | 174,547     | 3,359                | 3,156            | -11,163       | 102,681     |
| 2018.3/4 | 1,489           | 598              | 31,098      | -2,399               | 1,466            | 3,485         | 20,256      |
| 4/4      | -20,789         | 543              | 43,416      | -905                 | 2,575            | -3,643        | 21,678      |
| 2019.1/4 | -92             | 438              | 35,641      | 1,740                | 6,155            | -3,889        | 21,331      |
| 2/4      | -43,741         | 667              | 37,882      | -1,653               | 52               | 1,805         | 20,075      |
| 3/4      | 1,113           | 656              | 31,222      | -1,427               | 1,470            | 4,282         | 20,941      |
| 4/4      | -41,314         | 568              | 45,529      | 226                  | 2,826            | -2,727        | 21,879      |
| 2020.1/4 | -67,901         | 533              | 40,568      | 1,594                | 5,445            | -5,216        | 22,027      |
| 2/4      | -1,837          | 450              | 40,743      | 2,904                | -33              | -3,373        | 20,758      |
| 3/4      | 7,995           | 194              | 40,786      | 2,891                | 2,570            | 3,303         | 21,086      |
| 4/4      | -6,563          | -932             | 52,139      | 2,694                | 908              | -2,834        | 23,237      |
| 2021.1/4 | 5,963           | -44              | 43,412      | 3,173                | -23              | -5,560        | 23,485      |
| 2/4      | 3,546           | 12               | 46,164      | 1,416                | -57              | -4,668        | 25,808      |
| 3/4      | 5,720           | 608              | 36,403      | 218                  | 1,471            | 2,362         | 25,579      |
| 4/4      | -18,062         | 1,018            | 48,568      | -1,447               | 1,764            | -3,297        | 27,809      |
| 2022.1/4 | ...             | 554              | 44,638      | -1,258               | 4,099            | -5,041        | 28,319      |
| 2/4      | ...             | ...              | ...         | ...                  | ...              | ...           | ...         |

## 9. 서비스수지(계속)

### Services Balance (Cont'd)

| 단위: 백만 달러 |           | In million US\$ |          |                |             |          |           |  |
|-----------|-----------|-----------------|----------|----------------|-------------|----------|-----------|--|
|           | 인도네시아     | 일 본             | 중 국      | 체 코            | 캐나다         | 태 국      | 튀르키예      |  |
|           | Indonesia | Japan           | China    | Czech Republic | Canada      | Thailand | Turkiye   |  |
| 2016      | -7,084    | -10,719         | -233,146 | 4,362          | -17,072     | 20,275   | 20,523    |  |
| 2017      | -7,379    | -6,200          | -258,932 | 5,355          | -17,155     | 24,296   | 26,333    |  |
| 2018      | -6,485    | -9,182          | -292,168 | 5,539          | -16,894     | 22,535   | 30,174    |  |
| 2019      | -7,641    | -9,977          | -261,149 | 4,634          | -13,532     | 24,323   | 34,084    |  |
| 2020      | -9,755    | -34,245         | -152,530 | 4,442          | -4,073      | -15,192  | 11,538    |  |
| 2021      | -14,678   | -38,391         | -99,916  | 5,087          | -1,697      | -39,753  | 26,551    |  |
| 2018.3/4  | -1,817    | -1,816          | -80,860  | 1,013          | -1,781      | 4,967    | 12,788    |  |
| 4/4       | -1,648    | -3,528          | -64,042  | 1,326          | -3,671      | 5,376    | 7,494     |  |
| 2019.1/4  | -1,522    | 261             | -63,447  | 1,534          | -6,181      | 6,976    | 3,899     |  |
| 2/4       | -1,869    | -3,448          | -65,833  | 1,637          | -4,059      | 2,437    | 7,998     |  |
| 3/4       | -2,246    | -4,370          | -72,482  | 889            | -645        | 6,669    | 14,373    |  |
| 4/4       | -2,004    | -2,420          | -59,387  | 574            | -2,647      | 8,241    | 7,814     |  |
| 2020.1/4  | -1,735    | -5,690          | -51,442  | 1,554          | -5,331      | 2,082    | 4,207     |  |
| 2/4       | -2,148    | -12,159         | -32,825  | 1,100          | 14          | -4,716   | -370      |  |
| 3/4       | -2,768    | -8,608          | -39,760  | 1,305          | -392        | -5,331   | 3,971     |  |
| 4/4       | -3,105    | -7,788          | -28,503  | 483            | 1,636       | -7,226   | 3,730     |  |
| 2021.1/4  | -3,394    | -4,766          | -25,842  | 1,068          | 1,319       | -9,053   | 2,262     |  |
| 2/4       | -3,707    | -14,430         | -28,409  | 1,507          | -630        | -10,079  | 3,659     |  |
| 3/4       | -3,601    | -9,345          | -30,465  | 1,379          | -2,053      | -10,317  | 12,286    |  |
| 4/4       | -3,976    | -9,851          | -15,201  | 1,133          | -332        | -10,304  | 8,344     |  |
| 2022.1/4  | -4,407    | -9,608          | -16,675  | 1,123          | -1,385      | -9,739   | 5,193     |  |
| 2/4       | ...       | ...             | ...      | ...            | ...         | ...      | ...       |  |
|           | 포르투갈      | 폴란드             | 프랑스      | 핀란드            | 필리핀         | 헝가리      | 홍 콩       |  |
|           | Portugal  | Poland          | France   | Finland        | Philippines | Hungary  | Hong Kong |  |
| 2016      | 14,623    | 15,222          | 22,509   | -3,107         | 7,043       | 6,790    | 24,032    |  |
| 2017      | 18,452    | 20,206          | 28,042   | -1,564         | 8,693       | 7,870    | 26,357    |  |
| 2018      | 20,583    | 25,125          | 28,533   | -3,766         | 11,608      | 9,530    | 31,506    |  |
| 2019      | 20,064    | 26,710          | 28,602   | -2,158         | 13,039      | 7,936    | 21,006    |  |
| 2020      | 9,862     | 26,041          | 21,771   | -2,991         | 13,866      | 4,645    | 11,946    |  |
| 2021      | 11,133    | 31,237          | 42,688   | -2,764         | 14,174      | 5,881    | 15,071    |  |
| 2018.3/4  | 7,768     | 5,828           | 10,369   | -702           | 3,872       | 2,736    | 7,736     |  |
| 4/4       | 4,130     | 6,225           | 8,251    | -974           | 3,064       | 2,163    | 7,898     |  |
| 2019.1/4  | 3,457     | 6,520           | 4,332    | -965           | 2,534       | 1,719    | 9,544     |  |
| 2/4       | 4,739     | 6,771           | 6,371    | -379           | 3,438       | 2,235    | 5,973     |  |
| 3/4       | 7,780     | 6,600           | 9,660    | -136           | 3,852       | 2,378    | 4,183     |  |
| 4/4       | 4,087     | 6,819           | 8,238    | -679           | 3,216       | 1,604    | 1,306     |  |
| 2020.1/4  | 3,229     | 7,016           | 1,467    | -1,375         | 3,025       | 1,446    | 4,277     |  |
| 2/4       | 1,251     | 5,599           | 2,631    | -1,118         | 2,914       | 515      | 2,848     |  |
| 3/4       | 3,229     | 6,581           | 8,805    | -1,019         | 3,852       | 1,663    | 3,111     |  |
| 4/4       | 2,153     | 6,845           | 8,867    | 521            | 4,075       | 1,021    | 1,710     |  |
| 2021.1/4  | 1,489     | 7,645           | 2,853    | -1,005         | 3,358       | 832      | 4,875     |  |
| 2/4       | 1,917     | 8,210           | 9,086    | -949           | 3,098       | 1,671    | 2,682     |  |
| 3/4       | 4,532     | 7,765           | 14,432   | -890           | 3,967       | 1,958    | 4,370     |  |
| 4/4       | 3,194     | 7,617           | 16,317   | 80             | 3,751       | 1,420    | 3,143     |  |
| 2022.1/4  | 3,211     | 7,934           | 12,725   | -1,716         | 3,195       | 1,352    | 5,609     |  |
| 2/4       | ...       | ...             | ...      | ...            | ...         | ...      | ...       |  |

## 부 록

Appendix

|                   |     |
|-------------------|-----|
| 통계표 정보 이용안내 ..... | 142 |
| 통계정보 이용방법 .....   | 151 |

## 통계표 정보 이용안내

### Information on Statistical Tables

#### 【월간국제통계】

| 통계 표 명<br>(Statistical Tables) | 수 록 항 목<br>(Statistical Table Items) | 시 계 열 수<br>(Time Series) | 자료출처 및 홈페이지<br>(Data Sources & Homepage)   |
|--------------------------------|--------------------------------------|--------------------------|--|
| <b>I. 노동</b>                   |                                      |                          |  |
| 1. 경제활동인구                      | 경제활동인구                               | 연(6), 월(18)              | 통계청 『 <a href="https://kosis.kr">https://kosis.kr</a> 』<br>IMF 『International Financial Statistics』  |
| 2. 취업자 수                       | 취업자 수                                | 연(6), 월(18)              | 통계청 『 <a href="https://kosis.kr">https://kosis.kr</a> 』<br>IMF 『International Financial Statistics』  |
| 3. 실업자 수                       | 실업자 수                                | 연(6), 월(18)              | 통계청 『 <a href="https://kosis.kr">https://kosis.kr</a> 』<br>IMF 『International Financial Statistics』  |
| 4. 실업률(15세 이상)(계절조정)           | 실업률(계절조정)                            | 연(6), 월(18)              | 통계청 『 <a href="https://kosis.kr">https://kosis.kr</a> 』<br>OECD 『Main Economic Indicators』<br>대만 『Manpower Survey Results』   |
| 5. 조화 실업률(계절조정)                | 조화 실업률(계절조정)                         | 연(6), 월(18)              | OECD 『Main Economic Indicators』  |
| 6. 비농업 활동에서의 고용자 수             | 비농업 활동에서의 고용자 수<br>총고용, 임금근로자        | 연(4), 월(14)              | UN 『Monthly Bulletin of Statistics』  |
| 7. 제조업에서의 고용자 수                | 제조업에서의 고용자 수<br>총고용, 임금근로자           | 연(4), 월(14)              | UN 『Monthly Bulletin of Statistics』  |
| <b>II. 에너지</b>                 |                                      |                          |  |
| 1. 공용 전력생산                     | 공용 전력생산                              | 연(5), 월(17)              | UN 『Monthly Bulletin of Statistics』  |
| 2. 전력 생산                       | 전력 생산                                | 연(6), 월(18)              | 한국전력공사 『전력통계월보』<br>UN 『Monthly Bulletin of Statistics』   |
| 3. 무연탄 생산                      | 무연탄 생산                               | 연(6), 월(18)              | 에너지경제연구원 『에너지통계월보』<br>UN 『Monthly Bulletin of Statistics』  |
| 4. 갈탄 생산량                      | 갈탄 생산                                | 연(6), 월(18)              | UN 『Monthly Bulletin of Statistics』  |
| 5. 천연가스 생산                     | 천연가스 생산                              | 연(5), 월(17)              | UN 『Monthly Bulletin of Statistics』  |
| 6. 원유 생산량                      | 원유 생산량                               | 연(5), 월(17)              | UN 『Monthly Bulletin of Statistics』  |
| <b>III. 광업·제조업</b>             |                                      |                          |  |
| 1. 광업·제조업 생산지수<br>(건설업 제외)     | 광업·제조업생산지수(건설업 제외), 전<br>년(동월)비      | 연(6), 월(18)              | 통계청 『광업·제조업동향조사』 <a href="https://kosis.kr">https://kosis.kr</a><br>OECD 『Main Economic Indicator』   |
| 2. 광업·제조업 생산지수(제조업)            | 광업·제조업 생산지수(제조업),<br>전년(동월)비         | 연(6), 월(18)              | 통계청 『광업·제조업동향조사』 <a href="https://kosis.kr">https://kosis.kr</a><br>OECD 『Main Economic Indicator』   |
| 3. 임금지수(제조업)                   | 임금지수(제조업), 전년(동월)비                   | 연(6), 월(18)              | OECD 『Main Economic Indicators』<br>대만 『Earnings and Productivity Statistics』   |
| <b>IV. 건설·교통·도소매·경기</b>        |                                      |                          |  |
| 1. 주거용빌딩 건축허가(수주)<br>(계절조정)    | 주거용빌딩 건축허가, 전년(동월)비                  | 연(6), 월(18)              | OECD 『Main Economic Indicators』  |
| 2. 승용차 등록대수                    | 승용차 등록대수                             | 연(6), 월(18)              | 국토교통부 교통물류실 자동차운영보험과<br>OECD 『Main Economic Indicators』  |
| 3. 국제해운수송                      | 국제해운수송, 출항, 입항                       | 연(6), 월(18)              | UN 『Monthly Bulletin of Statistics』  |
| 4. 소매판매 불변금액 지수<br>(계절조정)      | 소매판매 불변금액 지수(계절조정),<br>전년(동월)비       | 연(6), 월(18)              | 통계청 『소매판매액통계』 <a href="https://kosis.kr">https://kosis.kr</a><br>OECD 『Main Economic Indicators』   |
| 5. 경기선행지수(계절조정)                | 경기선행지수(계절조정)                         | 월(24)                    | 통계청 『경기종합지수』 <a href="https://kosis.kr">https://kosis.kr</a><br>OECD 『Main Economic Indicators』  |
| <b>V. 물가</b>                   |                                      |                          |  |
| 1. 생산자 물가지수                    | 생산자 물가지수, 전년(동월)비                    | 연(6), 월(18)              | 한국은행 경제통계시스템 <a href="https://ecos.bok.or.kr">https://ecos.bok.or.kr</a><br>IMF 『International Financial Statistics』<br>대만 <a href="https://eng.stat.gov.tw">https://eng.stat.gov.tw</a>                           |
| 2. 소비자 물가지수                    | 소비자 물가지수, 전년(동월)비                    | 연(6), 월(18)              | 통계청 『소비자물가지수월보』 <a href="https://kosis.kr">https://kosis.kr</a><br>OECD 『Main Economic Indicators』<br>IMF 『International Financial Statistics』<br>대만 <a href="https://eng.stat.gov.tw">https://eng.stat.gov.tw</a> |
| 3. 소비자 물가지수<br>(서비스)           | 소비자 물가지수(서비스),<br>전년(동월)비            | 연(6), 월(18)              | 통계청 『소비자물가지수월보』 <a href="https://kosis.kr">https://kosis.kr</a><br>OECD 『Main Economic Indicators』   |
| 4. 소비자 물가지수<br>(비식품 및 비에너지)    | 소비자 물가지수(비식품 및 비에너지),<br>전년(동월)비     | 연(6), 월(18)              | 통계청 『소비자물가지수월보』 <a href="https://kosis.kr">https://kosis.kr</a><br>OECD 『Main Economic Indicators』   |
| 5. 수출물가지수                      | 수출물가지수, 전년(동기간)비                     | 연(6), 분기(16)             | 한국은행 경제통계시스템 <a href="https://ecos.bok.or.kr">https://ecos.bok.or.kr</a><br>IMF 『International Financial Statistics』   |
| 6. 수입물가지수                      | 수입물가지수, 전년(동기간)비                     | 연(6), 분기(16)             | 한국은행 경제통계시스템 <a href="https://ecos.bok.or.kr">https://ecos.bok.or.kr</a><br>IMF 『International Financial Statistics』   |
| 7. 수출입물량지수                     | 수출입물량지수, 전년(동기간)비                    | 연(6), 분기(16)             | 한국은행 경제통계시스템 <a href="https://ecos.bok.or.kr">https://ecos.bok.or.kr</a><br>IMF 『International Financial Statistics』   |
| 8. 수출입단가지수                     | 수출입단가지수, 전년(동월)비                     | 연(6), 월(18)              | 한국은행 경제통계시스템 <a href="https://ecos.bok.or.kr">https://ecos.bok.or.kr</a><br>IMF 『International Financial Statistics』   |
| 9. 비교물가수준                      | OECD 국가별 기준 비교물가                     | 월(1)                     | OECD 『Purchasing Power Parities Statistics』  |

| 통계표명<br>(Statistical Tables) | 수 록 항 목<br>(Statistical Table Items) | 시 계 열 수<br>(Time Series) | 자료출처 및 홈페이지<br>(Data Sources & Homepage)   |
|------------------------------|--------------------------------------|--------------------------|--|
| <b>VI. 국민계정</b>              |                                      |                          |  |
| 1. 국내총생산(당해년가격)              | 국내총생산(당해년가격)                         | 연(6), 분기(16)             | 한국은행 경제통계시스템 <a href="https://ecos.bok.or.kr">https://ecos.bok.or.kr</a><br>OECD 『Main Economic Indicators』<br>대만 <a href="https://eng.stat.gov.tw">https://eng.stat.gov.tw</a>      |
| 2. GDP디플레이터(계절조정)            | GDP디플레이터(계절조정)                       | 연(6), 분기(16)             | OECD 『Main Economic Indicators』  |
| 3. GDP성장률(기준년가격)             | GDP성장률(기준년가격)                        | 연(6), 분기(16)             | 한국은행 경제통계시스템 <a href="https://ecos.bok.or.kr">https://ecos.bok.or.kr</a><br>OECD 『Main Economic Indicators』<br>대만 <a href="https://eng.stat.gov.tw">https://eng.stat.gov.tw</a>      |
| 4. 정부소비지출(계절조정)              | 정부소비지출(계절조정)                         | 분기(21)                   | IMF 『International Financial Statistics』   |
| 5. 민간소비지출(계절조정)              | 민간소비지출(계절조정)                         | 분기(21)                   | IMF 『International Financial Statistics』   |
| 6. 총고정자본형성(계절조정)             | 총고정자본형성(계절조정)                        | 분기(21)                   | IMF 『International Financial Statistics』   |
| <b>VII. 금융</b>               |                                      |                          |  |
| 1. 통화(M1)증감률                 | 통화(M1)증감률                            | 연(6), 월(18)              | 한국은행 경제통계시스템 <a href="https://ecos.bok.or.kr">https://ecos.bok.or.kr</a><br>IMF 『International Financial Statistics』<br>대만 『Financial Statistics』                                    |
| 2. 총통화(M2)증감률                | 총통화(M2)증감률                           | 연(6), 월(18)              | 한국은행 경제통계시스템 <a href="https://ecos.bok.or.kr">https://ecos.bok.or.kr</a><br>IMF 『International Financial Statistics』<br>대만 『Financial Statistics』                                    |
| 3. 총유동성(M3)증감률(계절조정)         | 총유동성(M3)증감률(계절조정)                    | 연(6), 월(18)              | 한국은행 경제통계시스템 <a href="https://ecos.bok.or.kr">https://ecos.bok.or.kr</a><br>OECD 『Main Economic Indicators』  |
| 4. 단기이자율(3개월 이자율 및 수익률)      | 단기이자율(3개월 이자율 및 수익률)                 | 연(6), 월(18)              | 한국은행 경제통계시스템 <a href="https://ecos.bok.or.kr">https://ecos.bok.or.kr</a><br>OECD 『Main Economic Indicators』<br>IMF 『International Financial Statistics』                              |
| 5. 장기국채수익률(10년 만기)           | 장기국채수익률(10년 만기)                      | 연(6), 월(18)              | 한국은행 경제통계시스템 <a href="https://ecos.bok.or.kr">https://ecos.bok.or.kr</a><br>OECD 『Main Economic Indicators』  |
| 6. 예금금리                      | 예금금리                                 | 연(6), 월(18)              | 한국은행 경제통계시스템 <a href="https://ecos.bok.or.kr">https://ecos.bok.or.kr</a><br>IMF 『International Financial Statistics』   |
| 7. 대출금리                      | 대출금리                                 | 연(6), 월(18)              | 한국은행 경제통계시스템 <a href="https://ecos.bok.or.kr">https://ecos.bok.or.kr</a><br>IMF 『International Financial Statistics』   |
| 8. 국제금리                      | 국제금리, 정부채, 시장금리                      | 연(6), 월(18)              | IMF 『International Financial Statistics』   |
| 9. 정책금리                      | 정책금리                                 | 연(6), 월(18)              | IMF 『International Financial Statistics』   |
| 10. 정부채권수익률                  | 정부채권수익률                              | 연(6), 월(18)              | 한국은행 경제통계시스템 <a href="https://ecos.bok.or.kr">https://ecos.bok.or.kr</a><br>IMF 『International Financial Statistics』   |
| 11. 주가지수                     | 주가지수                                 | 연(6), 월(18)              | OECD 『Main Economic Indicators』  |
| <b>VIII. 무역·국제수지</b>         |                                      |                          |  |
| 1. 수출(F.O.B.)                | 수출액                                  | 연(6), 월(18)              | 관세청 『수출입무역통계』 <a href="https://www.customs.go.kr">https://www.customs.go.kr</a><br>IMF 『International Financial Statistics』  |
| 2. 수입(C.I.F.)                | 수입액                                  | 연(6), 월(18)              | 관세청 『수출입무역통계』 <a href="https://www.customs.go.kr">https://www.customs.go.kr</a><br>IMF 『International Financial Statistics』  |
| 3. 외환보유액(총보유액)               | 외환보유액(금포함)                           | 연(6), 월(18)              | 한국은행 경제통계시스템 <a href="https://ecos.bok.or.kr">https://ecos.bok.or.kr</a><br>IMF 『International Financial Statistics』<br>대만 『Financial Statistics』                                    |
| 4. 외환보유액(금제외)                | 외환보유액(금제외)                           | 연(6), 월(18)              | 한국은행 경제통계시스템 <a href="https://ecos.bok.or.kr">https://ecos.bok.or.kr</a><br>IMF 『International Financial Statistics』<br>대만 『Financial Statistics』                                    |
| 5. 환율                        | 환율                                   | 연(6), 월(18)              | 한국은행 경제통계시스템 <a href="https://ecos.bok.or.kr">https://ecos.bok.or.kr</a><br>IMF 『International Financial Statistics』<br>OECD 『Main Economic Indicators』<br>대만 『Financial Statistics』 |
| 6. 실질실효환율                    | 실질실효환율                               | 연(6), 월(18)              | OECD 『Main Economic Indicators』  |
| 7. 경상수지                      | 경상수지                                 | 연(6), 분기(16)             | 한국은행 경제통계시스템 <a href="https://ecos.bok.or.kr">https://ecos.bok.or.kr</a><br>IMF 『International Financial Statistics』<br>대만 『Balance of Payments』                                     |
| 8. 상품수지                      | 상품수지                                 | 연(6), 분기(16)             | 한국은행 경제통계시스템 <a href="https://ecos.bok.or.kr">https://ecos.bok.or.kr</a><br>IMF 『International Financial Statistics』<br>대만 『Balance of Payments』                                     |
| 9. 서비스수지                     | 서비스수지                                | 연(6), 분기(16)             | 한국은행 경제통계시스템 <a href="https://ecos.bok.or.kr">https://ecos.bok.or.kr</a><br>IMF 『International Financial Statistics』<br>대만 『Balance of Payments』                                     |

## 통계표 정보 이용안내

### Information on Statistical Tables

#### 【국제통계연감】

| 통 계 표 명<br>(Statistical Tables)                  | 수 록 항 목<br>(Statistical Table Items)              | 시 계 열 수<br>(Time series)    | 자 료 출 처 및 홈 페이지<br>(Data Sources & Homepage)   |
|--|---|-----------------------------|--|
| <b>I. 영토·인구</b>                                  |   |                             |  |
| 1. 국토면적(2019)                                    | 총면적, 육지면적, 농경지(경지, 과수원), 비농경지                     | 2019                        | FAO 「 <a href="http://www.fao.org">http://www.fao.org</a> 」<br>국토교통부 「지적통계연보」  |
| 2. 총 토지면적 대비 산림면적 비율                             | 총 토지면적 대비 산림면적 비율                                 | 2000, 2010, 2015, 2020      | UN 「 <a href="https://unstats.un.org/sdgs">https://unstats.un.org/sdgs</a> 」   |
| 3. 장래인구  | 장래인구  | 2008-2021, 2025, 2030, 2035 | 통계청 「장래인구추계」 <a href="https://kosis.kr">https://kosis.kr</a><br>UN 「 <a href="https://population.un.org/wpp">https://population.un.org/wpp</a> 」   |
| 4. 부양비 및 노령화지수                                   | 인구(0-14세, 15-64세, 65세 이상), 총 부양비(유소년, 노년), 노령화 지수 | 2020                        | 통계청 「시도별 장래인구추계」 <a href="https://kosis.kr">https://kosis.kr</a><br>UN 「 <a href="https://population.un.org/wpp">https://population.un.org/wpp</a> 」   |
| 5. 주요도시 인구                                       | 국가별 도시 인구   | 1995-2030 (5년간격)            | 통계청 「장래인구추계」 <a href="https://kosis.kr">https://kosis.kr</a><br>UN 「 <a href="https://esa.un.org/unpd/wpp">https://esa.un.org/unpd/wpp</a> 」   |
| 6. 도시화율  | 도시화율  | 1995-2030 (5년간격)            | UN 「 <a href="https://esa.un.org/unpd/wpp">https://esa.un.org/unpd/wpp</a> 」   |
| 7. 순이동률  | 순이동률  | 2010-2015년부터 2045-2050년까지   | UN 「 <a href="https://population.un.org/wpp">https://population.un.org/wpp</a> 」   |
| 8. 인구동태 및 밀도                                     | 조출생률, 조사망률, 자연증가율, 조혼인율, 조이혼율, 연평균인구증가율, 인구밀도     | 2016-2019                   | 통계청 「장래인구추계」, 「 <a href="https://kosis.kr">https://kosis.kr</a> >인구동향조사」<br>국토교통부 「지적통계연보」,<br>UN 「 <a href="https://unstats.un.org/unsd/demographic/products">https://unstats.un.org/unsd/demographic/products</a> 」<br>대만 「Statistical Yearbook」 |
| 9. 출생아 수 및 출생성비                                  | 출생(남, 여), 출생성비                                    | 2009-2020년 중 국가별 1년         | 통계청 「 <a href="https://kosis.kr">https://kosis.kr</a> >인구동향조사」<br>UN 「 <a href="https://unstats.un.org/unsd/demographic/products">https://unstats.un.org/unsd/demographic/products</a> 」<br>대만 「Statistical Yearbook」                              |
| 10. 합계출산율  | 합계출산율   | 2000-2005년부터 2045-2050년까지   | UN 「 <a href="https://population.un.org/wpp">https://population.un.org/wpp</a> 」   |
| 11. 영아사망률  | 영아사망률   | 2000-2005년부터 2045-2050년까지   | UN 「 <a href="https://population.un.org/wpp">https://population.un.org/wpp</a> 」   |
| 12. 기대수명   | 기대수명  | 2000-2005년부터 2045-2050년까지   | UN 「 <a href="https://population.un.org/wpp">https://population.un.org/wpp</a> 」   |
| 13. 한국 재외동포                                      | 전체, 시민권자+영주권자, 일반체류자+유학생                          | 2009-2019 (2년간격)            | 외교부 「재외동포현황」   |
| 14. 재한 등록외국인 수 및 정규 임국외국인 수                      | 재한 등록외국인 수, 정규 임국외국인 수                            | 2016-2020                   | 법무부 「출입국·외국인정책통계연보」  |
| <b>II. 사회·범죄·안전</b>                              |   |                             |  |
| 1. 범죄발생  | 살인건수, 10만명당 살인비율                                  | 2017, 2018                  | UNODC 「 <a href="https://www.unodc.org">https://www.unodc.org</a> 」  |
| 2. 10만명당 의도적 살인 희생자 수                            | 남자, 여자 희생자 수                                      | 2015-2018                   | UN 「 <a href="https://unstats.un.org/sdgs">https://unstats.un.org/sdgs</a> 」   |
| 3. 피난민 및 군사력                                     | 피난민(양명국가별, 발생국가별), 군사 무기이전(수입, 수출), 군대요원          | 2010, 2018, 2020            | The World Bank 「 <a href="https://www.worldbank.org">https://www.worldbank.org</a> 」   |
| 4. 재난 사망자 수                                      | 재난 사망자 수  | 2012-2019                   | UN 「 <a href="https://unstats.un.org/sdgs">https://unstats.un.org/sdgs</a> 」   |
| 5. 10만명당 직접적 재난 피해자 수                            | 10만명당 직접적 재난 피해자 수                                | 2012-2019                   | UN 「 <a href="https://unstats.un.org/sdgs">https://unstats.un.org/sdgs</a> 」   |
| 6. 국가경쟁력 순위                                      | 국가경쟁력 순위  | 2014-2021                   | 국제경영개발원(IMD) 「 <a href="https://www.imd.org">https://www.imd.org</a> 」   |
| 7. 성불평등지수(2019)                                  | 성불평등지수, 모성사망률, 청소년 출산율, 여성국회의원비율                  | 2017, 2019                  | UNDP 「Human Development Report」,<br>「 <a href="http://hdr.undp.org">http://hdr.undp.org</a> 」  |
| 8. 관리직 여성 비율                                     | 관리직 여성 비율   | 2012-2019                   | UN 「 <a href="https://unstats.un.org/sdgs">https://unstats.un.org/sdgs</a> 」   |
| 9. 여성 국회의원 수                                     | 여성 국회의원 수   | 2014-2021                   | UN 「 <a href="https://unstats.un.org/sdgs">https://unstats.un.org/sdgs</a> 」   |
| 10. 지난 1개월간 보호자로부터 신체적, 정서적 폭력을 경험한 1-14세 아동의 비율 | 지난 1개월간 보호자로부터 신체적, 정서적 폭력을 경험한 1-14세 아동의 비율      | 2012-2019                   | UN 「 <a href="https://unstats.un.org/sdgs">https://unstats.un.org/sdgs</a> 」   |
| <b>III. 노동·임금</b>                                |   |                             |  |
| 1. 경제활동인구 및 참가율                                  | 해당연령, 조사방법, 경제활동가능인구, 경제활동인구(남, 여), 경제활동참가율(남, 여) | 2017-2020년 중 국가별 1년         | 통계청 「 <a href="https://kosis.kr">https://kosis.kr</a> >경제활동인구조사」<br>ILO 「 <a href="https://ilostat.ilo.org">https://ilostat.ilo.org</a> 」  |
| 2. 고용률   | 고용률   | 2011-2020                   | OECD 「 <a href="https://stats.oecd.org">https://stats.oecd.org</a> 」   |
| 3. 취업자   | 취업자   | 2011-2020                   | 통계청 「 <a href="https://kosis.kr">https://kosis.kr</a> >경제활동인구조사」<br>ILO 「 <a href="https://ilostat.ilo.org">https://ilostat.ilo.org</a> 」<br>대만 「 <a href="https://eng.stat.gov.tw">https://eng.stat.gov.tw</a> 」                                  |
| 4. 산업별 취업자                                       | 전체, 남자, 여자, 산업별 취업자                               | 2015-2020년 중 국가별 1년         | 통계청 「 <a href="https://kosis.kr">https://kosis.kr</a> >경제활동인구조사」<br>ILO 「 <a href="https://ilostat.ilo.org">https://ilostat.ilo.org</a> 」<br>대만 「 <a href="https://eng.stat.gov.tw">https://eng.stat.gov.tw</a> 」                                  |

| 통 계 표 명<br>(Statistical Tables)         | 수 록 항 목<br>(Statistical Table Items)   | 시 계 열 수<br>(Time series) | 자 료 출 처 및 홈 페이지<br>(Data Sources & Homepage)  |
|---|--|--------------------------|---|
| 5. 직업별 취업자                              | 전체, 남자, 여자, 직업별 취업자  | 2017-2020년 중<br>국가별 1년   | 통계청 『https://kosis.kr>경제활동인구조사』<br>ILO 『https://ilostat.ilo.org』  |
| 6. 종사상 지위별 취업자                          | 전체, 남자, 여자, 종사상 지위별 취<br>업자  | 2017-2020년 중<br>국가별 1년   | 통계청 『https://kosis.kr>경제활동인구조사』<br>ILO 『https://ilostat.ilo.org』<br>대만 『https://eng.stat.gov.tw』          |
| 7. 파트타임 근로자 비중                          | 파트타임 근로자 비중  | 2011-2020                | OECD 『https://stats.oecd.org』   |
| 8. 파트타임 근로자 중 여성 비율                     | 파트타임 근로자 중 여성 비율   | 2011-2020                | OECD 『https://stats.oecd.org』   |
| 9. 실업률                                  | 조사방법, 해당연령, 전체, 남자,<br>여자  | 2011-2020                | 통계청 『https://kosis.kr>경제활동인구조사』<br>ILO 『https://ilostat.ilo.org』<br>대만 『https://eng.stat.gov.tw』          |
| 10. 15-24세 실업률                          | 전체, 남자, 여자   | 2011-2019                | ILO 『https://ilostat.ilo.org』   |
| 11. 고용 지수                               | 전체, 농림어업, 산업, 서비스업   | 2013-2020                | OECD 『https://stats.oecd.org』   |
| 12. 근로자당 연평균 실제<br>근로시간                 | 전체 취업자, 의존적 취업자  | 2015-2020                | OECD 『https://stats.oecd.org』   |
| 13. 제조업 근로자의 주당 평균<br>실제 근로시간           | 근로형태, 제조업 주당 평균근로시간  | 2012-2020                | ILO 『https://ilostat.ilo.org』   |
| 14. 제조업 종업원의 명목 월평균<br>임금               | 기간, 제조업 월평균임금  | 2013-2020                | ILO 『https://ilostat.ilo.org』   |
| 15. 남녀 임금격차(제조업)                        | 기간, 남녀 임금격차(제조업)   | 2013-2020                | ILO 『https://ilostat.ilo.org』   |
| 16. 단위 노동비용                             | 단위 노동비용  | 2001-2020                | OECD 『https://data.oecd.org』  |
| 17. 근로자 10만명당 지명적<br>산업재해 수             | 사망 십만인율  | 2011-2020                | 고용노동부 『산업재해 현황분석』 http://moel.go.kr<br>ILO 『https://ilostat.ilo.org』                                      |
| 18. 대도시권 노동시장(2018)                     | 취업자, 경제활동인구, 실업자   | 2014, 2018년 중 국<br>가별 1년 | OECD 『https://stats.oecd.org』   |
| 19. GDP 대비 노동소득 분배율<br>(임금 및 사회보장이전 포함) | GDP 대비 노동소득 분배율  | 2010-2017                | UN 『https://unstats.un.org/sdgs』  |
| 20. 노동정의                                | 건수, 참가인원, 손실일수   | 2011-2020                | ILO 『https://ilostat.ilo.org』   |
| <b>IV. 소득·소비·자산</b>                     |  |                          |   |
| 1. 소득분포                                 | 상·하위 10%, 5분위별 소득분포  | 2011-2019년 중<br>국가별 1년   | 통계청 『https://kosis.kr>가계동향조사』<br>The World Bank 『http://www.worldbank.org』<br>OECD 『https://www.oecd.org』 |
| 2. 지니계수                                 | 지니계수   | 2010-2019                | OECD 『https://stats.oecd.org』   |
| 3. 상대적 빈곤율                              | 상대적 빈곤율  | 2010-2019                | OECD 『https://stats.oecd.org』   |
| 4. 저축투자차액 비율<br>-가계 및 비영리단체             | 저축투자차액 비율  | 2011-2020                | OECD 『https://data.oecd.org』  |
| 5. 가계금융자산                               | 가계금융자산   | 2011-2020                | OECD 『https://data.oecd.org』  |
| 6. 가계처분가능소득                             | 가계처분가능소득   | 2011-2020                | OECD 『https://data.oecd.org』  |
| 7. 가계지출                                 | 가계지출   | 2013-2020                | OECD 『https://data.oecd.org』  |
| 8. 가계저축                                 | 가계저축   | 2013-2020                | OECD 『https://data.oecd.org』  |
| <b>V. 보건·복지</b>                         |  |                          |   |
| 1. 의료종사자수                               | 의사, 약사, 치과의사, 간호사 수  | 2004-2020년 중<br>국가별 1년   | OECD 『https://stats.oecd.org』   |
| 2. 병상수 및 유아접종률                          | 인구 1,000명당 병상수, 유아접종률<br>(홍역, DPT)   | 2004-2019년 중<br>국가별 1년   | The World Bank 『https://www.worldbank.org』  |
| 3. 10만명당 주요 사망원인 별<br>사망률(2019)         | 총사망률, 특정장연성 및 기생충성질환,<br>악성신생물(암), 당뇨병, 순환기계통질환,<br>환, 호흡기계통질환, 소화기계통질환,<br>사망의 외부요인 등 | 2019                     | 통계청 『사망원인통계』<br>WHO 『Mortality Database, https://www.who.int』   |
| 4. 10만명당 결핵 발생 빈도                       | 10만명당 결핵 발생 빈도   | 2010-2019                | The World Bank 『https://www.worldbank.org』  |
| 5. 출산 10만명당 임신부 사망률                     | 출산 10만명당 임신부 사망률   | 2008-2017                | The World Bank 『https://www.worldbank.org』  |
| 6. 청소년 출산율(15-19세 여성<br>1,000명당 출생)     | 청소년 출산율  | 2010-2019                | The World Bank 『https://www.worldbank.org』  |
| 7. 흡연율                                  | 남자, 여자 흡연율   | 2011-2020                | 통계청 『사회조사보고서』<br>OECD 『https://stats.oecd.org』<br>OECD 『https://stats.oecd.org』                           |
| 8. 1인당 담배 소비량                           | 1인당 담배 소비량   | 2010-2020                | OECD 『https://stats.oecd.org』   |
| 9. 1인당 알콜음료 소비량                         | 1인당 알콜음료 소비량   | 2010-2020                | OECD 『https://stats.oecd.org』   |
| 10. 보건관련 지출비(2018)                      | 보건지출비(GDP대비-경상, 공공, 본<br>인부담, 1인당 보건지출, 1인당 보건<br>지출(PPP)), 외부보건비                      | 2018                     | The World Bank 『https://www.worldbank.org』  |

| 통 계 표 명<br>(Statistical Tables) | 수 록 항 목<br>(Statistical Table Items)                           | 시 계 열 수<br>(Time series) | 자 료 출 처 및 홈 페이지<br>(Data Sources & Homepage)   |
|---------------------------------|--|--------------------------|--|
| 11. 보건서비스 지출비                   | 보건 당기 지출, 치료 및 재활 치료, 장기 치료, 보건 보조 서비스 의료 중, 예방치료, 정부의료체계 및 재정 | 2018-2019                | OECD 「 <a href="https://stats.oecd.org">https://stats.oecd.org</a> 」   |
| 12. AIDS 환자수                    | AIDS 환자수   | 2014-2020                | OECD 「 <a href="https://stats.oecd.org">https://stats.oecd.org</a> 」   |
| 13. 비만인구비율(15세 이상)              | 과체중, 비만, 과체중+비만(전체, 남자, 여자)                                    | 2014-2020년 중<br>국가별 1년   | OECD 「 <a href="https://stats.oecd.org">https://stats.oecd.org</a> 」   |
| 14. 전염병                         | 전염병(백일해, 홍역)   | 2016-2020                | OECD 「 <a href="https://stats.oecd.org">https://stats.oecd.org</a> 」   |
| 15. 의약품 판매                      | 의약품 판매   | 2010-2020                | OECD 「 <a href="https://stats.oecd.org">https://stats.oecd.org</a> 」   |
| 16. 의약품 소비                      | 소화관 및 신진대사, 제산제, 소화성 궤양 및 위장용 약물, 당뇨 약물 등                      | 2019-2020                | OECD 「 <a href="https://stats.oecd.org">https://stats.oecd.org</a> 」   |
| 17. 영양부족 인구비율                   | 영양부족 인구비율  | 2011-2018                | UN 「 <a href="https://unstats.un.org/sdgs">https://unstats.un.org/sdgs</a> 」   |
| 18. 공여국별 총개발원조                  | 공여국별 총개발원조   | 2012-2018                | UN 「 <a href="https://unstats.un.org/sdgs">https://unstats.un.org/sdgs</a> 」   |
| 19. 공공사회복지 지출                   | 공공사회복지 지출  | 2011-2019                | OECD 「 <a href="https://stats.oecd.org">https://stats.oecd.org</a> 」   |
| <b>VI. 교육/문화·여가</b>             |  |                          |  |
| 1. 인간개발지수(2019)                 | HDI 순위, 인간개발지수, 기대수명, 평균 교육기간, 기대교육기간, 1인당 GNI                 | 2019                     | UNDP 「Human Development Indices and Indicators」, 「 <a href="http://hdr.undp.org">http://hdr.undp.org</a> 」   |
| 2. 교육단계별 취학률                    | 초등교육, 중등교육(전기중등교육, 후기중등교육), 중등후비고등교육                           | 2010-2020년 중<br>국가별 1년   | UNESCO 「 <a href="http://data.uis.unesco.org">http://data.uis.unesco.org</a> 」   |
| 3. 교사 수 및 여교사 비율                | 학교전·초등·전기중등·후기중등(교사 수, 여교사 비율)                                 | 2010-2020년 중<br>국가별 1년   | UNESCO 「 <a href="http://data.uis.unesco.org">http://data.uis.unesco.org</a> 」   |
| 4. GDP 대비 정부 재원 교육비 비율          | 교육단계별 정부 재원 교육비 비율(학교전교육, 초등교육 등)                              | 2006-2019년 중<br>국가별 1년   | UNESCO 「 <a href="http://data.uis.unesco.org">http://data.uis.unesco.org</a> 」   |
| 5. 교육단계별 연간 학생 1인당 평균교육비        | 초등교육, 중등교육, 고등교육   | 2016, 2017               | OECD 「 <a href="https://stats.oecd.org">https://stats.oecd.org</a> 」   |
| 6. 학업 성취도                       | 남녀별 수학, 과학, 읽기점수   | 2015, 2018               | OECD 「 <a href="https://data.oecd.org">https://data.oecd.org</a> 」   |
| 7. 외래 관광객 및 해외 관광객              | 외래 관광객, 해외 관광객   | 2013-2019                | UNWTO, 한국관광공사 「한국관광통계」   |
| 8. 세계 관광 수입 및 관광 지출             | 관광 수입, 관광 지출   | 2013-2019                | UNWTO, 한국관광공사 「한국관광통계」   |
| 9. 가계의 오락·문화비 지출                | 가계의 오락·문화비 지출  | 2014-2019                | UN 「 <a href="https://data.un.org">https://data.un.org</a> 」   |
| 10. 오락, 문화, 종교에 대한 정부 지출        | 오락, 문화, 종교에 대한 정부 지출   | 2014-2019                | OECD 「 <a href="https://stats.oecd.org">https://stats.oecd.org</a> 」   |
| <b>VII. 농림/수산</b>               |  |                          |  |
| 1. 농업면적                         | 농업면적   | 2013-2018                | 통계청 「 <a href="https://kosis.kr">https://kosis.kr</a> >농업면적조사」<br>국토교통부 「 <a href="https://stat.molit.go.kr">https://stat.molit.go.kr</a> >지적통계」<br>The World Bank 「 <a href="https://databank.worldbank.org">https://databank.worldbank.org</a> 」 |
| 2. 농업생산지수                       | 농업생산지수   | 2010-2019                | 농림축산식품부 「 <a href="https://kosis.kr">https://kosis.kr</a> 」<br>FAO 「 <a href="http://www.fao.org">http://www.fao.org</a> 」   |
| 3. 농업생산량(쌀)                     | 쌀, 경작면적당 생산량   | 2017-2019                | 통계청 「 <a href="https://kosis.kr">https://kosis.kr</a> >농작물생산조사」<br>FAO 「 <a href="http://www.fao.org">http://www.fao.org</a> 」   |
| 4. 농업생산량(보리)                    | 보리, 경작면적당 생산량  | 2017-2019                | 통계청 「 <a href="https://kosis.kr">https://kosis.kr</a> >농작물생산조사」<br>FAO 「 <a href="http://www.fao.org">http://www.fao.org</a> 」   |
| 5. 농업생산량(밀, 옥수수)                | 밀, 옥수수, 경작면적당 생산량  | 2017-2019                | 통계청 「 <a href="https://kosis.kr">https://kosis.kr</a> >농작물생산조사」<br>FAO 「 <a href="http://www.fao.org">http://www.fao.org</a> 」   |
| 6. 농업생산량(감자, 고구마)               | 감자, 고구마, 경작면적당 생산량   | 2017-2019                | 통계청 「 <a href="https://kosis.kr">https://kosis.kr</a> >농작물생산조사」<br>FAO 「 <a href="http://www.fao.org">http://www.fao.org</a> 」   |
| 7. 농업생산량(차, 흙)                  | 차, 호프, 경작면적당 생산량   | 2017-2019                | FAO 「 <a href="http://www.fao.org">http://www.fao.org</a> 」  |
| 8. 농업생산량(커피, 일당배)               | 커피, 일당배, 경작면적당 생산량   | 2017-2019                | FAO 「 <a href="http://www.fao.org">http://www.fao.org</a> 」  |
| 9. 가축사육(소)                      | 소  | 2016-2019                | 통계청 「 <a href="https://kosis.kr">https://kosis.kr</a> >가축동향조사」<br>FAO 「 <a href="http://www.fao.org">http://www.fao.org</a> 」  |
| 10. 가축사육(돼지)                    | 돼지   | 2016-2019                | 통계청 「 <a href="https://kosis.kr">https://kosis.kr</a> >가축동향조사」<br>FAO 「 <a href="http://www.fao.org">http://www.fao.org</a> 」  |
| 11. 가축사육(양)                     | 양  | 2016-2019                | 농림축산식품부 「기타가축통계」<br>「 <a href="https://www.mafra.go.kr">https://www.mafra.go.kr</a> 」<br>FAO 「 <a href="http://www.fao.org">http://www.fao.org</a> 」   |
| 12. 가축사육(닭)                     | 닭  | 2016-2019                | 통계청 「 <a href="https://kosis.kr">https://kosis.kr</a> >가축동향조사」<br>FAO 「 <a href="http://www.fao.org">http://www.fao.org</a> 」  |
| 13. 가축생산량(쇠고기)                  | 쇠고기  | 2016-2019                | 농림축산식품부 「농림축산식품주요통계」<br>FAO 「 <a href="http://www.fao.org">http://www.fao.org</a> 」  |
| 14. 가축생산량(돼지고기)                 | 돼지고기   | 2016-2019                | 농림축산식품부 「농림축산식품주요통계」<br>FAO 「 <a href="http://www.fao.org">http://www.fao.org</a> 」  |
| 15. 비료생산량                       | 합계, 질소, 인산, 칼리   | 2018, 2019               | 농림축산식품부 「농림축산식품통계연보」<br>FAO 「 <a href="http://www.fao.org">http://www.fao.org</a> 」  |



| 통계표명<br>(Statistical Tables)  | 수 록 항 목<br>(Statistical Table Items)       | 시계열수<br>(Time series) | 자료출처 및 홈페이지<br>(Data Sources & Homepage)  |
|-------------------------------|--|-----------------------|---|
| 16. 비료소비량                     | 합계, 질소, 인산, 칼리                             | 2018, 2019            | 농림축산식품부 『농림축산식품통계연보』<br>FAO 『http://www.fao.org』  |
| 17. 원목생산량                     | 원목생산량                                      | 2011-2020             | 산림청 『임업통계연보』<br>FAO 『http://www.fao.org』  |
| 18. 수산물 어획량                   | 수산물 어획량                                    | 2011-2019             | FAO 『http://www.fao.org』  |
| <b>VIII. 광업·제조업</b>           |  |                       |   |
| 1. 광업·제조업 생산지수                | 총지수, 광업, 제조업, 전기·가스·증기업                    | 2009-2015             | 통계청 『https://kosis.kr>광업·제조업동향조사』<br>UN 『https://unstats.un.org』                        |
| 2. 제조업 사업체수 및 피고용인수           | 사업체수, 피고용인수                                | 2013-2016             | 통계청 『https://kosis.kr>광업·제조업조사』<br>UN 『International Yearbook of Industrial Statistics』 |
| 3. 제조업 부가가치액 및 구성             | 제조업 부가가치액(100만 달러),<br>구성비(식품, 음료 및 담배 등)  | 2010, 2015, 2018      | The World Bank 『https://databank.worldbank.org』   |
| 4. 주요 광물생산                    | 동광, 아연광, 금, 은, 대리석, 철,<br>마그네사이트, 다이아몬드    | 2013-2016             | UN 『https://data.un.org』  |
| 5. 음식료품 및 담배 생산               | 밀가루, 맥주, 청량음료, 담배                          | 2013-2016             | UN 『https://data.un.org』  |
| 6. 화학물 및 화학제품 생산              | 염료, 폴리프로필렌, 폴리염화비닐,<br>세제                  | 2013-2016             | UN 『https://data.un.org』  |
| 7. 합판 및 신문용지 생산               | 합판, 신문용지                                   | 2013-2016             | UN 『https://data.un.org』  |
| 8. 시멘트 및 알루미늄 생산              | 시멘트, 알루미늄                                  | 2013-2016             | UN 『https://data.un.org』  |
| 9. 주요 가전제품 생산                 | 가정용 냉장고, 전화기, 청소기,<br>라디오 수신기              | 2013-2016             | UN 『https://data.un.org』  |
| 10. 선철 생산                     | 선철 생산                                      | 2011-2019             | 한국철강협회 『철강통계연보』 https://www.kosa.or.kr  |
| 11. 조강 생산                     | 조강 생산                                      | 2011-2019             | 한국철강협회 『철강통계연보』 https://www.kosa.or.kr  |
| 12. 철강재 수출·수입                 | 수출, 수입                                     | 2015-2019             | 한국철강협회 『철강통계연보』 https://www.kosa.or.kr  |
| 13. 자동차 생산                    | 계, 승용차, 상용차                                | 2017-2020             | 한국자동차산업협회(KAMA) 『https://www.kama.or.kr』<br>『한국의 자동차산업』                                 |
| 14. 주요국의 자동차 수출·수입            | 수출, 수입(승용차, 상용차, 전체)                       | 2012-2019             | 한국자동차산업협회(KAMA) 『https://www.kama.or.kr』  |
| 15. 상대국가별 자동차 수출·수입<br>(2019) | 한국, 일본, 독일, 미국<br>(승용차, 상용차)               | 2019                  | 한국자동차산업협회(KAMA) 『https://www.kama.or.kr』  |
| <b>IX. 교통·물류/건설</b>           |  |                       |   |
| 1. 승용차 등록                     | 승용차 등록                                     | 2001-2020             | OECD 『https://data.oecd.org』  |
| 2. 내륙화물 및 여객 운송               | 내륙화물, 여객 운송                                | 2011-2019             | OECD 『https://stats.oecd.org』   |
| 3. 국제해운수송                     | 국제해운수송(입항, 출항)                             | 2014-2020             | UN 『Monthly Bulletin of Statistics』   |
| 4. 민간정기항공수송                   | 전체(국내수송+국제수송), 국제수송                        | 2017-2019             | ICAO 『Annual Report』  |
| 5. 내륙 교통 시설 투자                | 내륙 교통 시설 투자                                | 2013-2019             | OECD 『https://stats.oecd.org』   |
| 6. 철도 시설 투자                   | 철도 시설 투자                                   | 2013-2019             | OECD 『https://stats.oecd.org』   |
| 7. 도로 시설 투자                   | 도로 시설 투자                                   | 2013-2019             | OECD 『https://stats.oecd.org』   |
| 8. 내륙 수로 시설 투자                | 내륙 수로 시설 투자                                | 2013-2019             | OECD 『https://stats.oecd.org』   |
| 9. 해상 포트 시설 투자                | 해상 포트 시설 투자                                | 2013-2019             | OECD 『https://stats.oecd.org』   |
| 10. 공항 시설 투자                  | 공항 시설 투자                                   | 2013-2019             | OECD 『https://stats.oecd.org』   |
| 11. 주택가격 변화율                  | 명목, 실질 주택가격 변화율                            | 2013-2020             | OECD 『https://www.oecd.org』   |
| 12. 신축 주택                     | 신축 주택                                      | 2008-2017             | UN 『https://unstats.un.org』   |
| <b>X. 정보통신/과학·기술</b>          |  |                       |   |
| 1. 국내 우편                      | 우편, 소포                                     | 2017-2019             | UPU 『https://www.upu.int』<br>대만 『https://www.stat.gov.tw』                               |
| 2. 국제 우편                      | 발송, 도착                                     | 2016-2019             | UPU 『http://www.upu.int』  |
| 3. 전화 가입자 수                   | 가입자 수, 인구 100명당                            | 2018-2020             | ITU 『https://www.itu.int』   |
| 4. 이동전화 가입자 수                 | 가입자 수, 인구 100명당                            | 2018-2020             | ITU 『https://www.itu.int』   |
| 5. 인터넷                        | 인터넷 이용률, 고정 광대역 가입자 수<br>(가입자 수, 인구 100명당) | 2019-2020             | ITU 『https://www.itu.int』   |
| 6. 가정용 컴퓨터                    | 컴퓨터 보유율, 인터넷 사용율                           | 2017-2020             | OECD 『https://data.oecd.org』  |
| 7. 총연구원 수                     | 총연구원 수                                     | 2013-2019             | OECD 『https://stats.oecd.org』   |

| 통 계 표 명<br>(Statistical Tables) | 수 록 항 목<br>(Statistical Table Items)                                   | 시 계 열 수<br>(Time series) | 자 료 출 처 및 홈 페이지<br>(Data Sources & Homepage)   |
|---------------------------------|--|--------------------------|--|
| 8. 자금출처별 연구개발비                  | GDP대비, 정부, 기업, 해외, 고등교육 및 민간비영리기관                                      | 2017-2019년 중 국가별 1년      | OECD <a href="https://stats.oecd.org">https://stats.oecd.org</a>   |
| 9. 연구주체별 연구개발비                  | 기업, 고등교육기관, 정부, 민간비영리 기관   | 2017-2019년 중 국가별 1년      | OECD <a href="https://stats.oecd.org">https://stats.oecd.org</a>   |
| 10. 100만명당 R&D 연구개발자            | 100만명당 R&D 연구개발자   | 2003-2018                | The World Bank <a href="https://www.worldbank.org">https://www.worldbank.org</a>   |
| 11. 주요국 특허 출원·등록                | 특허출원집수, 특허등록   | 2015-2019                | WIPO <a href="https://wipo.int">https://wipo.int</a>   |
| 12. 지식재산권 사용료                   | 사용료 수입, 사용료 지급   | 2017-2020                | The World Bank <a href="https://www.worldbank.org">https://www.worldbank.org</a>   |
| <b>XI. 물가</b>                   |  |                          |  |
| 1. 생산자 물가지수                     | 생산자 물가지수   | 2011-2020                | 한국은행 <a href="https://ecos.bok.or.kr">https://ecos.bok.or.kr</a><br>IMF <a href="https://www.imf.org">https://www.imf.org</a><br>OECD <a href="https://www.oecd.org">https://www.oecd.org</a><br>대만 <a href="https://eng.stat.gov.tw">https://eng.stat.gov.tw</a>                                    |
| 2. 소비자 물가지수                     | 소비자 물가지수   | 2011-2020                | 통계청 <a href="https://kosis.kr">https://kosis.kr</a><br>IMF <a href="https://www.imf.org">https://www.imf.org</a><br>OECD <a href="https://www.oecd.org">https://www.oecd.org</a><br>대만 <a href="https://eng.stat.gov.tw">https://eng.stat.gov.tw</a>   |
| 3. 에너지 가격                       | 산업별 중질연료유, 가정용 경질연료 유, 차량용 디젤유 등                                       | 2020                     | IEA <a href="https://www.iea.org">https://www.iea.org</a>  |
| 4. 비교물가수준(한국기준)                 | 비교물가수준(한국기준)   | 2016-2020                | OECD <a href="https://stats.oecd.org">https://stats.oecd.org</a>   |
| 5. 비교물가수준(미국기준)                 | 비교물가수준(미국기준)   | 2016-2020                | OECD <a href="https://stats.oecd.org">https://stats.oecd.org</a>   |
| <b>XII. 국민계정</b>                |  |                          |  |
| 1. 국민총소득(당해년가격)                 | 국민총소득(당해년가격)   | 2011-2020                | 한국은행 <a href="https://ecos.bok.or.kr">https://ecos.bok.or.kr</a><br>The World Bank <a href="https://www.worldbank.org">https://www.worldbank.org</a><br>대만 <a href="https://www.stat.gov.tw">https://www.stat.gov.tw</a>   |
| 2. 1인당 국민총소득(당해년가격)             | 1인당 국민총소득(당해년가격)   | 2011-2020                | 한국은행 <a href="https://ecos.bok.or.kr">https://ecos.bok.or.kr</a><br>The World Bank <a href="https://www.worldbank.org">https://www.worldbank.org</a><br>UN <a href="https://esa.un.org/unpd/wpp">https://esa.un.org/unpd/wpp</a><br>대만 <a href="https://www.stat.gov.tw">https://www.stat.gov.tw</a> |
| 3. 국내총생산(당해년가격)                 | 국내총생산(당해년가격)   | 2011-2020                | 한국은행 <a href="https://ecos.bok.or.kr">https://ecos.bok.or.kr</a><br>The World Bank <a href="https://www.worldbank.org">https://www.worldbank.org</a><br>대만 <a href="https://www.stat.gov.tw">https://www.stat.gov.tw</a>   |
| 4. 1인당 국내총생산(당해년가격)             | 1인당 국내총생산(당해년가격)   | 2011-2020                | 한국은행 <a href="https://ecos.bok.or.kr">https://ecos.bok.or.kr</a><br>The World Bank <a href="https://www.worldbank.org">https://www.worldbank.org</a><br>대만 <a href="https://www.stat.gov.tw">https://www.stat.gov.tw</a>   |
| 5. GDP 성장률(불변가격)                | GDP 성장률(불변가격)  | 2011-2020                | 한국은행 <a href="https://ecos.bok.or.kr">https://ecos.bok.or.kr</a><br>The World Bank <a href="https://www.worldbank.org">https://www.worldbank.org</a><br>대만 <a href="https://www.stat.gov.tw">https://www.stat.gov.tw</a>   |
| 6. GDP 디플레이터                    | GDP 디플레이터  | 2011-2020                | 한국은행 <a href="https://ecos.bok.or.kr">https://ecos.bok.or.kr</a><br>IMF <a href="https://www.imf.org">https://www.imf.org</a>  |
| 7. 경제활동별 국내총생산(당해년가격)           | 국내총생산, 농림어업, 2차산업, 제조업, 서비스업   | 2018-2020                | 한국은행 <a href="https://ecos.bok.or.kr">https://ecos.bok.or.kr</a><br>The World Bank <a href="https://www.worldbank.org">https://www.worldbank.org</a><br>대만 <a href="https://www.stat.gov.tw">https://www.stat.gov.tw</a>   |
| 8. 지출항목별 국내총생산(당해년가격)           | 국내총생산, 구성비(정부소비지출, 민간소비지출, 재고증감, 총고정 자본형성, 재화 및 서비스의 수출, 재화 및 서비스의 수입) | 2018-2020                | The World Bank <a href="https://www.worldbank.org">https://www.worldbank.org</a>   |
| 9. 국내총생산에 대한 투자율(당해년가격)         | 국내총생산에 대한 투자율(당해년가격)   | 2011-2020                | 한국은행 <a href="https://ecos.bok.or.kr">https://ecos.bok.or.kr</a><br>The World Bank <a href="https://www.worldbank.org">https://www.worldbank.org</a>   |
| 10. 국내총생산에 대한 저축률(당해년가격)        | 국내총생산에 대한 저축률(당해년가격)   | 2011-2020                | 한국은행 <a href="https://ecos.bok.or.kr">https://ecos.bok.or.kr</a><br>The World Bank <a href="https://www.worldbank.org">https://www.worldbank.org</a>   |
| 11. 1인당 총가계처분가능소득               | 1인당 처분가능소득   | 2011-2020                | OECD <a href="https://www.oecd.org">https://www.oecd.org</a>   |
| <b>XIII. 정부·재정/금융/보험</b>        |  |                          |  |
| 1. 중앙정부 재정                      | 세입, 세출   | 2016-2019                | 기획재정부 <a href="https://www.moef.go.kr">https://www.moef.go.kr</a><br>IMF <a href="https://www.imf.org">https://www.imf.org</a>   |
| 2. 국민부담률(GDP 대비)                | 국민부담률(GDP 대비)  | 2000-2019                | OECD <a href="https://stats.oecd.org">https://stats.oecd.org</a>   |
| 3. 일반정부 총 부채 비율(GDP 대비)         | 일반정부 총 부채 비율(GDP 대비)   | 2005-2020                | 기획재정부 <a href="https://www.moef.go.kr">https://www.moef.go.kr</a><br>OECD <a href="https://stats.oecd.org">https://stats.oecd.org</a>  |
| 4. 평균근로자 세금                     | 평균근로자 세금   | 2011-2020                | OECD <a href="https://stats.oecd.org">https://stats.oecd.org</a>   |
| 5. 공적개발원조                       | 공적개발원조   | 2011-2020                | OECD <a href="https://data.oecd.org">https://data.oecd.org</a>   |
| 6. 공공 및 개인연금 지출                 | 공공연금지출, 개인연금지출   | 2007-2019                | OECD <a href="https://data.oecd.org">https://data.oecd.org</a>   |
| 7. 저축투자차액 비율-일반정부               | 저축투자차액 비율-일반정부   | 2011-2020                | OECD <a href="https://stats.oecd.org">https://stats.oecd.org</a>   |
| 8. 사회보험부담률(GDP 대비)              | 사회보험부담률(GDP 대비)  | 2010-2019                | OECD <a href="https://stats.oecd.org">https://stats.oecd.org</a>   |
| 9. 통화(M1, M2) 증감률               | M1증감률, M2증감률   | 2011-2020                | IMF <a href="https://www.imf.org">https://www.imf.org</a><br>대만 <a href="https://www.cbc.gov.tw">https://www.cbc.gov.tw</a>  |
| 10. 주요 국제금리                     | 초단기국채율, 예금금리, 대출금리, 정부채, 시장금리  | 2013-2020                | IMF <a href="https://www.imf.org">https://www.imf.org</a>  |
| 11. 중앙은행 정책금리                   | 중앙은행 정책금리  | 2011-2020                | IMF <a href="https://www.imf.org">https://www.imf.org</a>  |
| 12. 보험료                         | 생명보험, 손해보험 보험료   | 2011-2019                | OECD <a href="https://stats.oecd.org">https://stats.oecd.org</a>   |

| 통 계 표 명<br>(Statistical Tables) | 수 록 항 목<br>(Statistical Table Items)                  | 시 계 열 수<br>(Time series) | 자 료 출 처 및 홈 페이지<br>(Data Sources & Homepage )   |
|---------------------------------|---|--------------------------|---|
| 13. 보험종사자 1인당 원수보험료             | 보험종사자 1인당 원수보험료                                       | 2012-2019                | OECD 『 <a href="https://stats.oecd.org">https://stats.oecd.org</a> 』  |
| 14. 외국계 보험회사의 시장점유율 (생명보험)      | 시장점유율(생명보험)   | 2010-2019                | OECD 『 <a href="https://stats.oecd.org">https://stats.oecd.org</a> 』  |
| 15. 외국계 보험회사의 시장점유율 (손해보험)      | 시장점유율(손해보험)   | 2010-2019                | OECD 『 <a href="https://stats.oecd.org">https://stats.oecd.org</a> 』  |
| 16. 해외거래소 주가지수                  | 거래소별 해외거래소 주가지수                                       | 2014-2020                | 세계거래소연맹 『 <a href="https://www.world-exchanges.org">https://www.world-exchanges.org</a> 』   |
| 17. 증권거래 주요지표                   | 거래소별 주식거래대금, 상장주식 시가총액                                | 2016-2020                | 세계거래소연맹 『 <a href="https://www.world-exchanges.org">https://www.world-exchanges.org</a> 』   |
| <b>XIV. 무역 · 국제수지</b>           |   |                          |   |
| 1. 수출 · 수입                      | 수출, 수입  | 2011-2020                | 관세청 『 <a href="https://www.customs.go.kr">https://www.customs.go.kr</a> 』<br>IMF 『International Financial Statistics』   |
| 2. 주요상품 수출액(세계총액)               | SITC 상품분류(육류, 과일, 견과류, 알콜성음료 등 45개 품목)별 수출액           | 2010-2019                | UN 『International Trade Statistics Yearbook』<br>『 <a href="https://comtrade.un.org">https://comtrade.un.org</a> 』   |
| 3. 주요상품 수출 · 수입액(2019)          | 상품분류별(육류, 어류, 밀, 쌀, 옥수수, 야채, 감자, 콩류 등 42개 품목) 수출, 수입액 | 2019                     | UN 『International Trade Statistics Yearbook』<br>『 <a href="https://comtrade.un.org">https://comtrade.un.org</a> 』   |
| 4. 국제수지                         | 경상수지, 상품수지, 서비스수지, 본원 소득수지, 이전소득수지                    | 2012-2020                | 한국은행 『 <a href="https://ecos.bok.or.kr">https://ecos.bok.or.kr</a> 』<br>IMF 『International Financial Statistics』<br>대만 『 <a href="https://www.cbc.gov.tw">https://www.cbc.gov.tw</a> 』  |
| 5. 무역의존도 (수출입의 대 GDP 비율)        | 수출, 수입  | 2011-2020                | 관세청 『 <a href="https://www.customs.go.kr">https://www.customs.go.kr</a> 』<br>한국은행 『 <a href="https://ecos.bok.or.kr">https://ecos.bok.or.kr</a> 』<br>IMF 『International Financial Statistics』<br>The World Bank 『 <a href="https://www.worldbank.org">https://www.worldbank.org</a> 』 |
| 6. 수출 · 수입 물량지수                 | 수출, 수입  | 2011-2020                | 한국은행 『 <a href="https://ecos.bok.or.kr">https://ecos.bok.or.kr</a> 』<br>IMF 『International Financial Statistics』<br>대만 『 <a href="https://www.cbc.gov.tw">https://www.cbc.gov.tw</a> 』  |
| 7. 수출 · 수입 단가지수                 | 수출, 수입  | 2011-2020                | 한국은행 『 <a href="https://ecos.bok.or.kr">https://ecos.bok.or.kr</a> 』<br>IMF 『International Financial Statistics』<br>대만 『 <a href="https://www.cbc.gov.tw">https://www.cbc.gov.tw</a> 』  |
| 8. 외환보유액                        | 총보유액, 금 제외  | 2011-2020                | 한국은행 『 <a href="https://ecos.bok.or.kr">https://ecos.bok.or.kr</a> 』<br>IMF 『International Financial Statistics』  |
| 9. 외채                           | 총 외채, 장기외채, 단기외채, IMF 차용                              | 2010-2019                | 한국은행 『 <a href="https://ecos.bok.or.kr">https://ecos.bok.or.kr</a> 』<br>The World Bank 『 <a href="https://databank.worldbank.org">https://databank.worldbank.org</a> 』  |
| 10. 환율                          | 동화단위, 환율  | 2011-2020                | 한국은행 『 <a href="https://ecos.bok.or.kr">https://ecos.bok.or.kr</a> 』<br>IMF 『International Financial Statistics』  |
| 11. 실질실효환율                      | 실질실효환율  | 2001-2020                | OECD 『Main Economic Indicators』   |
| 12. 외국인 직접투자(유입)                | 외국인 직접투자(유입)  | 2011-2020                | OECD 『 <a href="https://stats.oecd.org">https://stats.oecd.org</a> 』  |
| 13. 해외 직접투자(유출)                 | 해외 직접투자(유출)   | 2011-2020                | OECD 『 <a href="https://stats.oecd.org">https://stats.oecd.org</a> 』  |
| <b>XV. 환 경</b>                  |   |                          |   |
| 1. 기후                           | 지점(위도, 경도, 고도),기온(최고, 최저, 연평균),강수량(최고, 최저, 연강수량)      | 1990                     | 기상청 『세계기후표(1961-1990)』  |
| 2. CO <sub>2</sub> 배출량          | 전체, 1인당   | 2016-2019                | IEA 『CO <sub>2</sub> Emissions from Fuel Combustion』  |
| 3. 오존층 파괴                       | CFCs 소비량  | 2010-2019                | UN Environment Programme 『 <a href="https://ozone.unep.org">https://ozone.unep.org</a> 』  |
| 4. 대기오염 배출                      | 황산화물, 질소산화물, 일산화탄소, 비메탄 휘발성 유기화합물                     | 2015-2018                | OECD 『 <a href="https://stats.oecd.org">https://stats.oecd.org</a> 』  |
| 5. 초미세먼지(PM2.5) 배출량             | 초미세먼지(PM2.5) 배출량                                      | 2003-2018                | OECD 『 <a href="https://stats.oecd.org">https://stats.oecd.org</a> 』  |
| 6. 온실가스 배출량                     | 온실가스 배출량  | 2011-2018                | OECD 『 <a href="https://stats.oecd.org">https://stats.oecd.org</a> 』  |
| 7. 유해폐기물 발생량                    | 유해폐기물 발생량   | 2010-2017                | UN 『 <a href="https://unstats.un.org">https://unstats.un.org</a> 』  |
| 8. 산림연적 및 생물다양성                 | 산림연적, 멸종위기종(포유동물, 조류, 어류, 고등식물), 육상보호구역, 해상보호구역       | 2018-2018                | The World Bank 『 <a href="https://www.worldbank.org">https://www.worldbank.org</a> 』  |
| 9. 산림의 자연손실                     | 산림의 자연손실  | 2012-2019                | OECD 『 <a href="https://stats.oecd.org">https://stats.oecd.org</a> 』  |
| 10. 농약판매                        | 전체, 살충제, 살균제, 제초제, 기타                                 | 2009-2020년 중<br>국가별 1년   | 농림축산식품부 『농림축산식품통계연보』<br>OECD 『 <a href="https://stats.oecd.org">https://stats.oecd.org</a> 』  |
| 11. 도시 폐기물                      | 도시 폐기물  | 2011-2019                | OECD 『 <a href="https://stats.oecd.org">https://stats.oecd.org</a> 』  |
| 12. 부문별 쓰레기 발생량(2018)           | 총계, 농림어업, 광업, 제조업, 에너지 생산, 수도, 하수 및 폐기물 처리 등, 건설업, 기타 | 2018                     | OECD 『 <a href="https://stats.oecd.org">https://stats.oecd.org</a> 』  |
| 13. 환경관련 세수                     | GDP 대비 %, 전체 세수 대비 %                                  | 2010-2019                | OECD 『 <a href="https://stats.oecd.org">https://stats.oecd.org</a> 』  |
| 14. 도시 농촌별 안전관리 식수 이용인구 비율      | 전체, 도시, 농촌 안전관리 식수 이용 인구 비율                           | 2016-2017                | UN 『 <a href="https://unstats.un.org/sdgs">https://unstats.un.org/sdgs</a> 』  |
| 15. 물 생산성                       | 물 생산성   | 1992-2017                | The World Bank 『 <a href="https://www.worldbank.org">https://www.worldbank.org</a> 』  |

| 통 계 표 명<br>(Statistical Tables) | 수 록 항 목<br>(Statistical Table Items)   | 시 계 열 수<br>(Time series) | 자 료 출 처 및 홈 페이지<br>(Data Sources & Homepage )                      |
|---------------------------------|--|--------------------------|--|
| <b>XVI. 에너지</b>                 |  |                          |  |
| 1. 1차 에너지원별 소비                  | 전체, 석탄, 석유, 천연가스, 수력, 원자력  | 2019-2020                | BP 『BP Statistical Review of World Energy』<br>『https://www.bp.com』 |
| 2. 석탄 생산 및 소비                   | 석탄 생산 및 소비, 2020년 세계점유율  | 2012-2020                | BP 『BP Statistical Review of World Energy』<br>『https://www.bp.com』 |
| 3. 석유 생산 및 소비                   | 석유 생산 및 소비, 2020년 세계점유율  | 2012-2020                | BP 『BP Statistical Review of World Energy』<br>『https://www.bp.com』 |
| 4. 천연가스 생산 및 소비                 | 천연가스 생산 및 소비, 2020년 세계점유율  | 2012-2020                | BP 『BP Statistical Review of World Energy』<br>『https://www.bp.com』 |
| 5. 전력 생산량(2018)                 | 유형별 전력 생산량(전체, 가연성 연료, 수력, 원자력, 풍력, 태양열, 기타)                                     | 2018                     | UN 『https://unstats.un.org』  |
| 6. 항공유 수입                       | 항공유 수입   | 2010-2019                | UN 『https://data.un.org』   |
| 7. 항공유 수출                       | 항공유 수출   | 2010-2019                | UN 『https://data.un.org』   |
| 8. 재생 에너지                       | 재생 에너지   | 2012-2019                | OECD 『https://data.oecd.org』                                       |
| 9. 연료 수입                        | 연료 수입  | 2010-2019                | UN 『https://data.un.org』   |
| 10. 연료 수출                       | 연료 수출  | 2010-2019                | UN 『https://data.un.org』   |
| 11. 연료 소비                       | 연료 소비(철도, 도로)  | 2009-2018                | UN 『https://data.un.org』   |
| 12. 최종 에너지 소비의 재생에너지 비중         | 최종 에너지 소비의 재생에너지 비중  | 2011-2018                | UN 『https://unstats.un.org/sdgs』                                   |
| <b>부록</b>                       |  |                          |  |
| 1. OECD 국가의 주요지표                | 국내총생산, 1인당 GDP, GDP성장률, 수출, 수입, 장래인구, 실업률, 소비자물가지수, 조강생산량, 인터넷 이용률               | 2018-2021                |  |
| 2. APEC 국가의 주요지표                | 국내총생산, 1인당 GDP, GDP성장률, 수출, 수입, 장래인구, 실업률, 소비자물가지수, 조강생산량, 인터넷 이용률               | 2018-2021                |  |
| 3. ASEM 국가의 주요지표                | 국내총생산, 1인당 GDP, GDP성장률, 수출, 수입, 장래인구, 실업률, 소비자물가지수, 조강생산량, 인터넷 이용률               | 2018-2021                |  |
| 4. G20 국가의 주요지표                 | 국내총생산, 1인당 GDP, GDP성장률, 수출, 수입, 장래인구, 실업률, 소비자물가지수, 조강생산량, 인터넷 이용률               | 2018-2021                |  |
| 5. 삶의 질                         | 비시설 주거, 주택 비용, 1인당 방수, 가계처분가능 소득, 가계순자산, 노동시장 불안정성, 고용률, 장기 실업률, 개인 소득, 인적네트워크 등 |                          |  |

# 통계정보 이용방법

## ◆ 통계자료 문의 및 안내

- 통계청 콜센터 ☎ 02-2012-9114 (국번없이 110)  
📧 <https://kostat.go.kr> > 민원

## ◆ 통계청 홈페이지

<https://kostat.go.kr>

- 통계자료 DB 이용 국가통계포털(KOSIS) 📧 <https://kosis.kr>
- 국정통계지표 이용 국가지표체계(e-나라지표) 📧 <https://index.go.kr>
- 마이크로데이터 이용 마이크로데이터(MDIS) 📧 <https://mdis.kostat.go.kr>
- 통계자료 지도 이용 통계지리정보(SGIS) 📧 <https://sgis.kostat.go.kr>
- 통계분류 정보 이용 통계분류포털(KSSC) 📧 <https://kssc.kostat.go.kr>

## ◆ 통계자료 간행물 열람

- 통계청 도서관 ☎ 042-481-2406~08  
대전 서구 청사로 189(둔산동, 정부대전청사 3동 13층)
- 나라샘 도서관 ☎ 02-3438-8500  
서울 강남구 언주로 721(논현동, 서울세관 별관4층)
- 통계센터 도서관 ☎ 042-366-6116~71  
대전 서구 한밭대로 713(월평동, 통계센터 4층)

## ◆ 통계간행물 위탁 판매처

- 한국통계진흥원 ☎ 042-484-9554 📧 <http://www.stat.or.kr>  
대전 유성구 대덕대로 593(도룡동 386-2, 3번지)  
대덕테크비즈센터(TBC) 7층 708호
- 교보문고 ☎ 1544-1900 📧 <https://www.kyobobook.co.kr>  
서울 종로구 종로1
- 경제서적 ☎ 02-736-0640 📧 <http://kj-book.co.kr>  
서울 종로구 사직로 8길 4 광화문풍림스페이스본 301동 지하 101호
- 정부간행물 판매센터 ☎ 02-394-0337 📧 <http://gpcbooks.co.kr>  
서울 중구 세종대로 124(태평로 1가)
- 한국정보서적 ☎ 02-376-6030  
경기 고양시 덕양구 용두동 258-1, 2층
- 정부간행물 전시관 ☎ 02-737-7498  
서울 종로구 필운대로 6길 5-4(통인동 32-2)

---

## 월 간 국 제 통 계

발 행 : 제24권 8호, 2022년 8월

발행인 : 통계청장 한 훈

편집인 : 통계서비스정책관 송성현

발행처 : 통계청

기획 : 통계서비스기획과 과장 김우열, 사무관 한창호

진행 : 통계주무관 박지연

편집 : 한국통계진흥원

(우) 35208

주소 대전광역시 서구 청사로 189(둔산동 920번지) 정부대전청사 3동

전화 042-481-2324, 2449

## Monthly Bulletin of International Statistics

Published : Vol. 24-8, Published in August 2022

Publisher : Commissioner Hoon Han

Chief Editor : Director General Seongheon Song

Planning : Director Wooyeoul Kim, Deputy Director Changho Han

Coordinator : Assistant Director Jiyeon Park

Edited by Korea Statistics Promotion Institute

Published by Statistics Korea

Address : (Zip code : 35208)

Building III, Government Complex-Daejeon

#189, Cheongsaro, Seo-gu, Daejeon

Republic of Korea

Tel : 82-42-481-2324, 2449

---

ISSN 1228-8128

© 2022, 통계청

