

발 간 등 록 번 호

11-1240000-000037-06

OPEN

공공누리



출처표시



상업용금지



변경금지

공공 저작물 자유이용허락



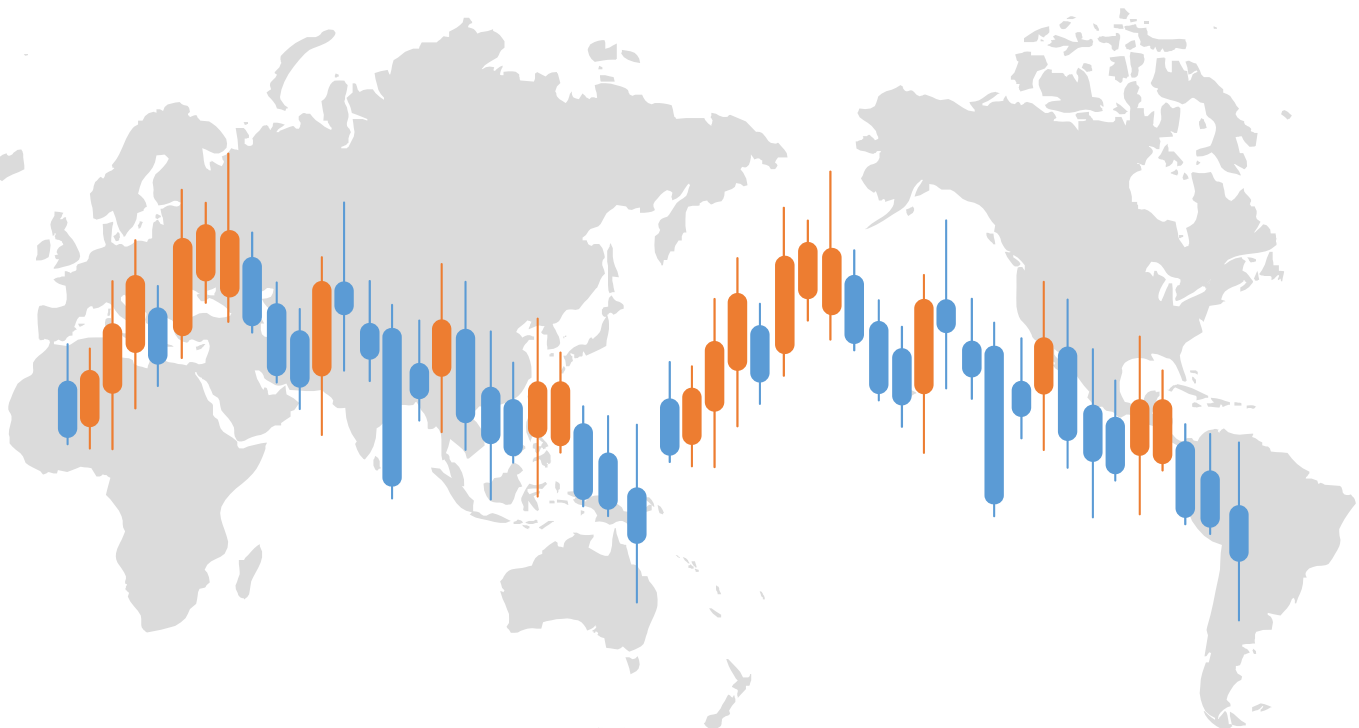
kosis.kr.

KOSIS 사이트로 연결됩니다.

2021.08

# 월 간 국 제 통 계

Monthly Bulletin of International Statistics



통계청  
Statistics Korea



통계청

이 면은 빈 공간입니다.

# 머 리 말

통계청에서는 다양한 국제통계 수요에 부응하기 위하여 매월 IMF, OECD, UN 등 국제기구로부터 통계자료를 수집하여 세계 주요 국가의 정보를 수록하여 『월간국제통계』를 발간하고 있습니다.

이 책자에는 주요 국가의 노동, 에너지, 광업 · 제조업, 건설 · 교통 · 도소매 · 경기, 물가, 국민계정, 금융, 무역 · 국제수지 8개 부문 56개 주요 경제지표에 대하여 연자료 및 월 또는 분기자료를 수록하고 있습니다.

수록된 자료는 국가통계포털(<https://kosis.kr>)의 온라인 간행물로 이용 가능합니다.

본 자료가 국제화, 세계화의 흐름 속에서 다양한 국제통계 수요에 부응하기 위한 참고자료로 널리 활용되기를 바랍니다.

2021년 8월

통계청장 류 근 관

# PREFACE

Statistics Korea publishes the Monthly Bulletin of International Statistics by collecting statistics data from international organizations such as the IMF, OECD and UN and compiling data from major countries every month with the aim of responding a variety of global demands for statistics.

This book contains annual, monthly or quarterly data on 56 types economic indicators across eight sectors in major countries including labor, energy, mining and manufacturing, construction/transportation/retail, wholesale/economy, prices, national accounts, finance, trade and balance of payment.

The data included are available online. (<https://kosis.kr>).

We hope that the Monthly Bulletin of International Statistics is widely used as a reference to address a growing international statistical demand.

August, 2021

Keunkwan Ryu  
Commissioner  
Statistics Korea

## 이용자를 위하여

1. 「월간국제통계」는 통계청 KOSIS 국가통계포털(<https://kosis.kr>)에서 온라인 간행물(KOSIS > 온라인간행물> 월간국제통계)로 이용하실 수 있습니다.
2. 이 책자는 국제기구 및 일부 국가의 간행물과 인터넷 공표 자료를 종합 편집한 것이며, 각 통계표의 출처는 항목별로 주기하였습니다.
3. 주제별 통계수치는 국가간 비교를 위하여 조정된 경우(기준년도 또는 단위의 일치 등)가 있습니다.
4. 모든 통계수치는 세목과 총계가 반올림됨에 따라 세목의 합계와 총계가 일치하지 않을 수 있습니다.
5. 통계표상의 수치는 최근 자료를 기준으로 수록하였기 때문에 기 발간된 자료의 수치가 정정된 경우도 있습니다.
6. 통계작성 기준이나 방법이 국가별로 다를 수 있으므로 국가간 비교시 유의하시기 바라며, 특히 같은 종류의 통계항목이라 하더라도 자료출처에 따라 내용이 다소 다를 수 있다는 점을 감안하시기 바랍니다.
7. 통계표에 사용된 부호의 뜻은 다음과 같습니다.
  - 【 0 】 ..... 단위 미만
  - 【 ... 】 ..... 해당숫자 미상
  - 【 - 】 ..... 해당자료 없음
8. 수록된 자료에 대하여 문의사항이 있으실 때에는 통계청 통계서비스정책관 통계서비스기획과[(042) 481-2449]로 문의하시기 바랍니다.

## Explanatory Notes

1. The Monthly Bulletin of International Statistics is available on the national statistical website operated by Statistics Korea (<https://kosis.kr>, KOSIS > Online publications > Monthly Bulletin of International Statistics).
2. This book is a comprehensive compilation of publications and online data from international organizations and some countries, and the sources of each statistical table are given for each item.
3. Some of statistical figures for each subject were adjusted to facilitate comparison between countries (for consistency of base year or unit).
4. Figures may not add up to the total due to rounding.
5. Since the figures in the statistical tables are based on recent data, some figures in the published data may have been corrected.
6. When comparing data between countries, note that the criteria or methods for statistical production may differ from country to country and even the same statistical items may include slightly different figures depending on the data source.
7. Symbols used in tables are as follows :
  - 【 0 】 Less than the smallest countable unit
  - 【 … 】 Figures unidentified
  - 【 - 】 No data available
8. If you have any questions on the data included, contact the Statistical Service Planning Division, KOSTAT [Tel: (042) 481-2449]

## 수록자료 변경 안내

1. IMF(International Monetary Funds)에서 제공하는 원자료 변경에 따른 일부 통계표 수록 변경

### 1) 수록 국가 변경

| 단원명     | 통계표명             | 변경 전              | 변경 후               |
|---------|------------------|-------------------|--------------------|
| VI 국민계정 | 1. 국내총생산(당해년가격)  | 필리핀,<br>홍콩        | 인도,<br>인도네시아       |
|         | 3. GDP성장률(기준년가격) | 태국,<br>필리핀,<br>홍콩 | 이스라엘,<br>인도,<br>칠레 |

### 2) 수록 주기 변경 및 통계표명 변경

| 단원명     | 통계표명         | 변경 전                                | 변경 후                                     |
|---------|--------------|-------------------------------------|--|
| VI 국민계정 | 4. 정부소비지출    | (시계열) 분기자료, 연자료<br>(통계표명) 정부소비지출    | (시계열) 분기자료<br>(통계표명) 정부소비지출(계절조정)        |
|         | 5. 민간소비지출    | (시계열) 분기자료, 연자료<br>(통계표명) 민간소비지출    | (시계열) 분기자료<br>(통계표명) 민간소비지출(계절조정)        |
|         | 6. 총 고정자본 형성 | (시계열) 분기자료, 연자료<br>(통계표명) 총 고정자본 형성 | (시계열) 분기자료<br>(통계표명) 총 고정자본 형성<br>(계절조정) |

### 3) 수록 중단

| 단원명     | 통계표명     |
|---------|----------|
| VI 국민계정 | 2. 국민총소득 |

2. 월간국제통계 2021년 8월호부터 적용

# Notice of Changes in the Statistics Included

1. As the data of IMF(International Monetary Funds) changed, the table of statistics included in the Monthly Bulletin of International Statistics was adjusted accordingly.

## 1) Change country

| Category                   | Tables                                     | Before                                 | After                      |
|----------------------------|--|--|----------------------------|
| VI<br>NATIONAL<br>ACCOUNTS | 1. Gross Domestic Product (Current Prices) | Philippines,<br>Hong Kong              | India,<br>Indonesia        |
|                            | 4. GDP Growth Rates (Constant Prices)      | Thailand,<br>Philippines,<br>Hong Kong | Israel,<br>India,<br>Chile |

## 2) Change the Period & Title

| Category                   | Tables                               | Before  | After  |
|----------------------------|--------------------------------------|---|--|
| VI<br>NATIONAL<br>ACCOUNTS | 5. Government Consumption            | (Period) quarterly, annual<br>(Title) Government Consumption            | (Period) quarterly<br>(Title) Government Consumption<br>(Seasonally Adjusted)            |
|                            | 6. Household Consumption Expenditure | (Period) quarterly, annual<br>(Title) Household Consumption Expenditure | (Period) quarterly<br>(Title) Household Consumption Expenditure<br>(Seasonally Adjusted) |
|                            | 7. Gross Fixed Capital Formation     | (Period) quarterly, annual<br>(Title) Gross Fixed Capital Formation     | (Period) quarterly<br>(Title) Gross Fixed Capital Formation<br>(Seasonally Adjusted)     |

## 3) Discontinued

| Category              | Tables                   |
|-----------------------|--------------------------|
| VI. NATIONAL ACCOUNTS | 2. Gross National Income |

2. The change applies from the August Monthly Bulletin of International Statistics(2021).



# 차 례

## 통 계 표

### I. 노동

1. 경제활동인구
2. 취업자 수
3. 실업자 수
4. 실업률(15세 이상)(계절조정)
5. 조화 실업률(계절조정)
6. 비농업 활동에서의 고용자 수
7. 제조업에서의 고용자 수

### II. 에너지

1. 공용 전력생산
2. 전력 생산
3. 무연탄 생산
4. 갈탄 생산량
5. 천연가스 생산
6. 원유 생산량

### III. 광업 · 제조업

1. 광업·제조업 생산지수(건설업 제외)
2. 광업·제조업 생산지수(제조업)
3. 임금지수(제조업)

### IV. 건설 · 교통 · 도소매 · 경기

1. 주거용빌딩 건축허가(수주)
2. 승용차 등록대수
3. 국제해운수송
4. 소매판매 불변금액 지수(계절조정)
5. 경기선행지수(계절조정)

### V. 물가

1. 생산자 물가지수
2. 소비자 물가지수
3. 소비자 물가지수(서비스)
4. 소비자 물가지수(비식품 및 비에너지)
5. 수출물가지수

# CONTENTS

## TABLES

### LABOR

|  |    |
|--|----|
| Labor Force  | 7  |
| Number of Employee   | 9  |
| Number of Unemployee   | 11 |
| Unemployment Rates (Ages 15 and over)(Seasonally Adjusted)   | 13 |
| Harmonised Standard Unemployment Rates (Seasonally Adjusted) | 15 |
| Paid Employment in Non-agricultural Activities               | 17 |
| Paid Employment in Manufacturing                             | 18 |

### ENERGY

|  |    |
|--|----|
| Gross Production of Electricity for Public Use | 20 |
| Production of Electricity                      | 21 |
| Hard Coal Production                           | 22 |
| Brown Coal production                          | 24 |
| Natural Gas Production                         | 26 |
| Crude Oil Production                           | 28 |

### MINING AND MANUFACTURING

|  |    |
|--|----|
| Mining and Manufacturing Production Indices (Excluding Construction) | 32 |
| Mining and Manufacturing Production Indices (Manufacturing)          | 35 |
| Wage Indices (Manufacturing)   | 38 |

### CONSTRUCTION/TRANSPORTATION/ RETAIL, WHOLSALE/ECONOMY

|  |    |
|--|----|
| Permits Issued for Residential Buildings (Orders construction) | 42 |
| Passenger Cars Registrations                                   | 43 |
| International Maritime Transport                               | 44 |
| Sales/Total Retail Trade (Volume, Seasonally Adjusted)         | 47 |
| Composite Leading Indicators (Seasonally Adjusted)             | 50 |

### PRICES

|  |    |
|--|----|
| Producer Price Indices                       | 56 |
| Consumer Price Indices                       | 59 |
| Consumer Price Indices (Services)            | 62 |
| Consumer Price Indices (Non-food Non-energy) | 65 |
| Export Prices Indices                        | 68 |

- 수입물가지수
- 수출입물량지수
- 수출입단가지수
- 비교물가수준

Import Prices Indices | 70  
Volume of Exports and Imports | 72  
Unit Value of Exports and Imports | 73  
Comparative Price Levels | 74

## VI. 국민계정

- 국내총생산(당해년가격)
- GDP디플레이터(계절조정)
- GDP성장률(기준년가격)
- 정부소비지출(계절조정)
- 민간소비지출(계절조정)
- 총고정자본형성(계절조정)

## NATIONAL ACCOUNTS

Gross Domestic Product (Current Prices) | 78  
GDP Deflator (Seasonally Adjusted) | 81  
GDP Growth Rates (Constant Prices) | 83  
Government Consumption (Seasonally Adjusted) | 86  
Household Consumption Expenditure (Seasonally Adjusted) | 88  
Gross Fixed Capital Formation (Seasonally Adjusted) | 90

## VII. 금융

- 통화(M1)증감률
- 총통화(M2)증감률
- 총유동성(M3)증감률(계절조정)
- 단기이자율(3개월 이자율 및 수익률)
- 장기국채수익률(10년 만기)
- 예금금리
- 대출금리
- 국제금리
- 정책금리
- 정부채권수익률
- 주가지수

## FINANCE

Change Rate of M1 | 96  
Change Rate of M2 | 97  
Change Rate of M3 (Seasonally Adjusted) | 98  
Interest Rates/3-Month or 90-Day Rates and Yields | 99  
Interest Rates/Long-term Government Bond Yields (10-year) | 100  
Deposit Rates | 102  
Lending Rates | 104  
International Interest Rates | 106  
Central Bank Policy Rates | 108  
Government Bond Yield | 109  
Share Prices Index | 110

## VIII. 무역 · 국제수지

- 수출(F.O.B.)
- 수입(C.I.F.)
- 외환보유액(총보유액)
- 외환보유액(금제외)
- 환율
- 실질실효환율
- 경상수지
- 상품수지
- 서비스수지

## TRADE AND BALANCE OF PAYMENT

Exports (F.O.B.) | 118  
Imports (C.I.F.) | 120  
Foreign Exchange Reserves (Total Reserves) | 122  
Foreign Exchange Reserves (Total Reserves Excluding Gold) | 125  
Foreign Exchange Rates | 128  
Real Effective Exchange Rates | 130  
Current Balance | 132  
Trade Balance | 135  
Services Balance | 138

## 부 록

통계표 정보이용 안내  
통계정보 이용방법

## APPENDIX

Information on Statistical Tables | 142  
Information on Statistical Tables | 151

## I . 노동 LABOR

|                            |    |
|----------------------------|----|
| 1. 경제활동인구 .....            | 7  |
| 2. 취업자 수 .....             | 9  |
| 3. 실업자 수 .....             | 11 |
| 4. 실업률(15세 이상)(계절조정) ..... | 13 |
| 5. 조화 실업률(계절조정) .....      | 15 |
| 6. 비농업 활동에서의 고용자 수 .....   | 17 |
| 7. 제조업에서의 고용자 수 .....      | 18 |

### I -1. 경제활동인구(Labor Force)

### I -2. 취업자 수(Number of Employee)

### I -3. 실업자 수(Number of Unemployee)

- 경제활동인구는 취업자와 실업자의 합계이며, 조사대상범위, 조사방법, 조사대상 연령층에 따라 국가 간에 차이가 있음.
- 실업자는 조사대상기간 동안 i)수입 있는 일에 종사하지 않았으며 ii)적극적으로 구직활동을 하였고 iii)일자리가 주어지면 즉시 일을 할 수 있는 사람을 말함. 구직활동기간은 ILO 기준은 1주일이나, OECD의 많은 국가들은 4주년을 적용하고 있음.

#### <조사대상범위>

- 총노동력 : 네덜란드, 노르웨이, 덴마크, 스웨덴, 스위스, 영국, 일본, 체코, 프랑스 등
- 총노동력(직업군인포함, 징병제외) : 멕시코, 이탈리아, 포르투갈, 핀란드
- 민간노동력(군인제외) : 한국, 독일, 미국, 캐나다, 오스트레일리아, 뉴질랜드, 대만 등

#### <조사방법>

- 노동력 조사 : 한국, 이탈리아, 뉴질랜드, 캐나다, 멕시코, 미국, 오스트레일리아, 일본, 핀란드, 스웨덴, 노르웨이, 포르투갈 등
- 등록 실업자 : 영국, 독일, 프랑스, 네덜란드, 오스트리아, 체코, 덴마크, 스위스 등

#### <조사대상 연령층>

- 12세 이상 : 멕시코
- 14세 이상 : 포르투갈
- 15세 ~ 64세 : 독일
- 15세 ~ 74세 : 핀란드
- 16세 ~ 64세 : 스웨덴, 네덜란드
- 16세 ~ 66세 : 덴마크
- 16세 ~ 74세 : 노르웨이
- 16세 이상 : 미국, 영국
- 15세 이상 : 한국, 캐나다, 오스트레일리아, 일본, 독일, 뉴질랜드, 이탈리아, 체코, 스위스

<실업자의 구직활동기간>

- 1주 : ILO 권고 기준으로 일본 등
- 4주 : OECD 권고 기준으로 한국, 노르웨이, 스웨덴, 핀란드, 캐나다, 미국, 오스트레일리아, 뉴질랜드 등
- \* 포르투갈, 이탈리아 등 일부 국가는 30일 적용

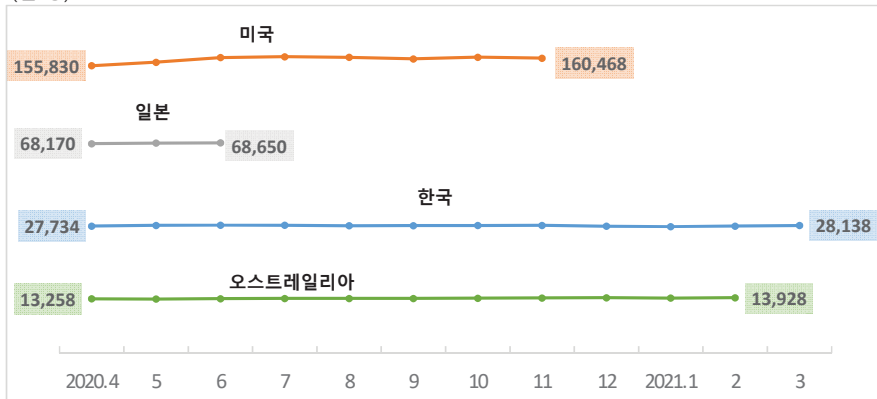
**I -4. 실업률(Unemployment Rates)**

○ 실업자가 경제활동인구(취업자+ 실업자)에서 차지하는 비율임.

$$\cdot \text{실업률} = \frac{\text{실업자}}{\text{경제활동인구}} \times 100$$

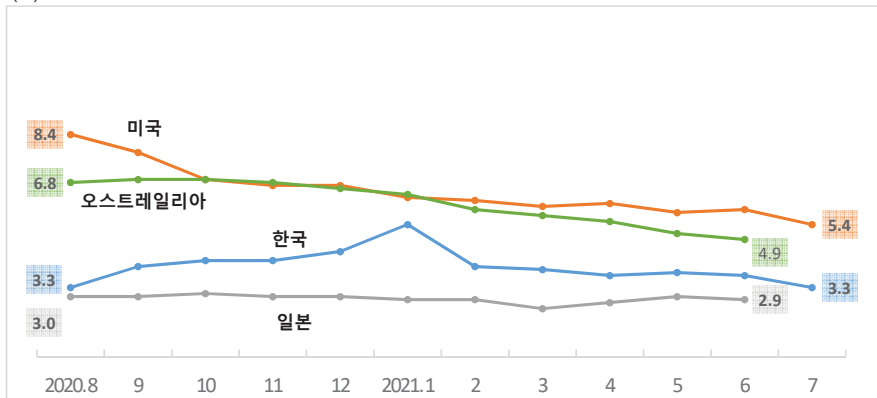
### 경제활동인구

(천 명)



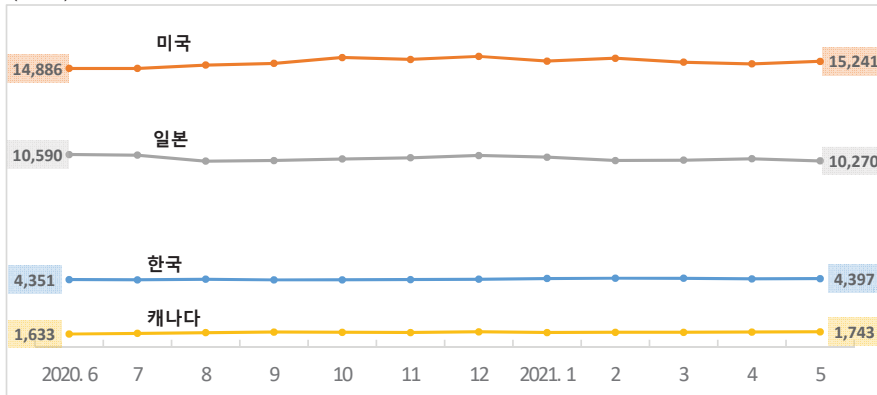
### 실업률(15세 이상)(계절조정)

(%)



### 제조업 고용자 수(총고용)

(천 명)



# 1. 경제활동인구

## Labor Force

단위: 천 명

In thousand persons

|          | 한 국 1)<br>Korea | 그리스<br>Greece | 네덜란드<br>Netherlands | 독 일<br>Germany | 러시아<br>Russia | 미 국<br>U.S.A. |
|----------|-----------------|---------------|---------------------|----------------|---------------|---------------|
| 2015     | 27,153          | 4,791         | 8,908               | 44,940         | 76,583        | 157,130       |
| 2016     | 27,418          | 4,785         | 8,942               | 45,324         | 76,633        | 159,187       |
| 2017     | 27,748          | 4,769         | 9,017               | 45,777         | 76,283        | 160,320       |
| 2018     | 27,895          | 4,741         | 9,125               | 46,185         | 76,192        | 162,075       |
| 2019     | 28,186          | 4,706         | ...                 | 41,065         | 75,400        | 163,324       |
| 2020     | 28,012          | 4,386         | ...                 | 40,439         | 74,917        | ...           |
| 2019. 10 | 28,373          | 4,692         | ...                 | ...            | 75,600        | 164,365       |
| 11       | 28,380          | 4,656         | ...                 | ...            | 76,200        | 164,386       |
| 12       | 28,095          | 4,639         | ...                 | ...            | 75,900        | 164,007       |
| 2020. 1  | 27,952          | 4,658         | ...                 | ...            | 74,800        | 163,497       |
| 2        | 27,991          | 4,551         | ...                 | ...            | 74,500        | 164,235       |
| 3        | 27,789          | 4,478         | ...                 | ...            | 74,900        | 162,537       |
| 4        | 27,734          | 4,570         | ...                 | ...            | 74,500        | 155,830       |
| 5        | 28,209          | 4,495         | ...                 | ...            | 74,500        | 157,975       |
| 6        | 28,283          | 4,621         | ...                 | ...            | 74,700        | 160,883       |
| 7        | 28,244          | 4,667         | ...                 | ...            | 75,000        | 161,374       |
| 8        | 27,949          | 4,581         | ...                 | ...            | 75,300        | 160,966       |
| 9        | 28,012          | 4,665         | ...                 | ...            | 75,300        | 160,073       |
| 10       | 28,116          | ...           | ...                 | ...            | 75,000        | 161,053       |
| 11       | 28,208          | ...           | ...                 | ...            | 75,300        | 160,468       |
| 12       | 27,661          | ...           | ...                 | ...            | 75,200        | ...           |
| 2021. 1  | 27,388          | ...           | ...                 | ...            | 75,000        | ...           |
| 2        | 27,718          | ...           | ...                 | ...            | 75,000        | ...           |
| 3        | 28,138          | ...           | ...                 | ...            | ...           | ...           |

|          | 볼리비아<br>Bolivia | 브라질<br>Brazil | 스웨덴<br>Sweden | 아이슬란드<br>Iceland | 영 국<br>U.K. | 오스트레일리아<br>Australia |
|----------|-----------------|---------------|---------------|------------------|-------------|----------------------|
| 2015     | ...             | 100,575       | 5,224         | 191              | 32,285      | 12,525               |
| 2016     | ...             | 102,033       | 5,276         | 196              | 33,357      | 12,698               |
| 2017     | ...             | 103,743       | 5,379         | 200              | 33,543      | 12,978               |
| 2018     | 3,654           | 104,293       | 5,441         | 204              | 33,828      | 13,288               |
| 2019     | 3,873           | 105,852       | 5,502         | 208              | 32,051      | 13,574               |
| 2020     | 3,798           | 99,939        | 5,523         | ...              | ...         | 13,558               |
| 2019. 10 | 3,905           | 106,421       | 5,468         | ...              | ...         | 13,584               |
| 11       | 3,771           | 106,279       | 5,517         | ...              | ...         | 13,646               |
| 12       | 3,985           | 106,184       | 5,444         | ...              | ...         | 13,760               |
| 2020. 1  | 4,011           | 106,065       | 5,444         | ...              | ...         | 13,602               |
| 2        | 3,930           | 106,052       | 5,531         | ...              | ...         | 13,809               |
| 3        | 3,810           | 105,073       | 5,444         | ...              | ...         | 13,765               |
| 4        | 3,489           | 102,052       | 5,455         | ...              | ...         | 13,258               |
| 5        | 3,420           | 98,646        | 5,520         | ...              | ...         | 13,091               |
| 6        | 3,590           | 96,138        | 5,658         | ...              | ...         | 13,354               |
| 7        | 3,630           | 95,158        | 5,652         | ...              | ...         | 13,470               |
| 8        | 3,677           | 95,460        | 5,610         | ...              | ...         | 13,495               |
| 9        | 3,857           | 96,556        | 5,489         | ...              | ...         | 13,494               |
| 10       | 3,873           | 98,361        | 5,492         | ...              | ...         | 13,666               |
| 11       | 4,090           | 99,601        | 5,483         | ...              | ...         | 13,787               |
| 12       | 4,198           | 100,104       | 5,504         | ...              | ...         | 13,904               |
| 2021. 1  | 4,177           | ...           | 5,361         | ...              | ...         | 13,712               |
| 2        | ...             | ...           | 5,479         | ...              | ...         | 13,928               |
| 3        | ...             | ...           | 5,496         | ...              | ...         | ...                  |

주: 1) 구축기간 4주기준

자료: 통계청 『경제활동인구월보』, IMF 『International Financial Statistics』

# 1. 경제활동인구(계속)

## Labor Force (Cont'd)

단위: 천 명

In thousand persons

|          | 오스트리아<br>Austria | 우루과이<br>Uruguay | 이스라엘<br>Israel | 이탈리아<br>Italy | 일 본<br>Japan | 체 코<br>Czechia |
|----------|------------------|-----------------|----------------|---------------|--------------|----------------|
| 2015     | 3,889            | 1,783           | 3,845          | 25,496        | 66,241       | 4,935          |
| 2016     | 3,944            | 1,786           | 3,925          | 25,764        | 66,729       | 5,343          |
| 2017     | 3,995            | 1,783           | 3,993          | 23,364        | 67,202       | 5,373          |
| 2018     | 4,054            | 1,785           | 4,068          | 25,979        | 68,301       | 5,404          |
| 2019     | 4,099            | 1,787           | 4,124          | 25,123        | 68,862       | 5,263          |
| 2020     | 4,127            | 1,749           | 4,090          | 22,223        | ...          | 5,243          |
| 2019. 10 | 4,099            | 1,782           | 4,080          | ...           | 69,510       | 5,270          |
| 11       | 4,092            | 1,805           | 4,153          | ...           | 69,130       | 5,258          |
| 12       | 4,119            | 1,811           | 4,129          | ...           | 68,820       | 5,254          |
| 2020. 1  | 4,115            | 1,813           | 4,146          | ...           | 68,460       | 5,269          |
| 2        | 4,111            | 1,817           | 4,138          | ...           | 68,500       | 5,246          |
| 3        | 4,094            | 1,705           | 4,107          | ...           | 68,760       | 5,274          |
| 4        | 4,105            | 1,668           | 4,061          | ...           | 68,170       | 5,278          |
| 5        | 4,115            | 1,692           | 4,051          | ...           | 68,540       | 5,246          |
| 6        | 4,131            | 1,730           | 4,085          | ...           | 68,650       | 5,200          |
| 7        | 4,182            | 1,731           | 4,097          | ...           | ...          | 5,235          |
| 8        | 4,165            | 1,736           | 4,126          | ...           | ...          | 5,251          |
| 9        | 4,146            | 1,758           | 4,076          | ...           | ...          | 5,220          |
| 10       | 4,124            | 1,780           | 4,069          | ...           | ...          | 5,229          |
| 11       | 4,128            | 1,784           | 4,078          | ...           | ...          | 5,254          |
| 12       | 4,105            | 1,770           | 4,051          | ...           | ...          | 5,211          |
| 2021. 1  | 4,099            | ...             | 4,034          | ...           | ...          | 5,228          |
| 2        | ...              | ...             | 4,041          | ...           | ...          | 5,250          |
| 3        | ...              | ...             | 4,070          | ...           | ...          | 5,258          |

|          | 칠 레<br>Chile | 캐나다<br>Canada | 콜롬비아<br>Colombia | 태 국<br>Thailand | 페 루<br>Peru | 홍 콩<br>Hong Kong |
|----------|--------------|---------------|------------------|-----------------|-------------|------------------|
| 2015     | 8,584        | 19,278        | 23,781           | 38,548          | 5,051       | 3,902            |
| 2016     | 8,710        | 19,441        | 24,042           | 38,249          | 5,162       | 3,914            |
| 2017     | 8,894        | 19,663        | 24,337           | 38,075          | 5,240       | 3,938            |
| 2018     | 9,046        | 19,813        | 24,546           | 38,422          | 5,274       | 3,975            |
| 2019     | 9,219        | ...           | 24,609           | 38,171          | 5,297       | 3,968            |
| 2020     | 8,665        | ...           | 23,232           | ...             | 4,095       | 3,884            |
| 2019. 10 | 9,201        | ...           | 24,977           | 37,439          | 5,336       | 3,966            |
| 11       | 9,225        | ...           | 24,848           | 38,222          | 5,384       | 3,958            |
| 12       | 9,875        | ...           | 24,813           | 38,207          | 5,410       | 3,949            |
| 2020. 1  | 9,859        | ...           | 24,430           | 37,874          | 5,402       | 3,926            |
| 2        | 9,776        | ...           | 24,821           | 38,404          | 5,244       | 3,903            |
| 3        | 9,083        | ...           | 23,239           | 38,213          | 3,984       | 3,882            |
| 4        | 8,249        | ...           | 20,009           | ...             | 2,813       | 3,860            |
| 5        | 7,887        | ...           | 21,321           | ...             | 2,407       | 3,850            |
| 6        | 7,755        | ...           | 22,526           | ...             | 3,205       | 3,861            |
| 7        | 7,930        | ...           | 22,284           | ...             | 3,902       | 3,880            |
| 8        | 8,164        | ...           | 23,294           | ...             | 4,077       | 3,889            |
| 9        | 8,529        | ...           | 23,717           | ...             | 4,209       | 3,885            |
| 10       | 8,807        | ...           | 24,585           | ...             | 4,484       | 3,886            |
| 11       | 8,914        | ...           | 24,216           | ...             | 4,678       | 3,894            |
| 12       | 9,025        | ...           | 24,341           | ...             | 4,740       | 3,893            |
| 2021. 1  | ...          | ...           | 23,842           | ...             | ...         | 3,884            |
| 2        | ...          | ...           | ...              | ...             | ...         | 3,872            |
| 3        | ...          | ...           | ...              | ...             | ...         | ...              |



## 2. 취업자 수

### Number of Employee

단위: 천 명

In thousand persons

|          | 한 국 1)<br>Korea | 그리스<br>Greece | 네덜란드<br>Netherlands | 독 일<br>Germany | 러시아<br>Russia | 루마니아<br>Romania |
|----------|-----------------|---------------|---------------------|----------------|---------------|-----------------|
| 2015     | 26,178          | 3,595         | 8,294               | 42,990         | 72,317        | 8,235           |
| 2016     | 26,409          | 3,659         | 8,403               | 43,550         | 72,392        | 8,386           |
| 2017     | 26,725          | 3,746         | 8,579               | 44,155         | 72,317        | 8,363           |
| 2018     | 26,822          | 3,827         | 8,775               | 44,714         | 72,533        | 4,929           |
| 2019     | 27,123          | 3,895         | ...                 | ...            | 71,942        | 4,979           |
| 2020     | 26,904          | ...           | ...                 | ...            | 70,600        | 4,929           |
| 2019. 10 | 27,509          | 3,929         | ...                 | ...            | 72,100        | 4,989           |
| 11       | 27,515          | 3,859         | ...                 | ...            | 72,700        | 4,990           |
| 12       | 27,154          | 3,864         | ...                 | ...            | 72,400        | 4,973           |
| 2020. 1  | 26,800          | 3,857         | ...                 | ...            | 71,400        | 4,992           |
| 2        | 26,838          | 3,779         | ...                 | ...            | 71,100        | 4,997           |
| 3        | 26,609          | 3,813         | ...                 | ...            | 71,400        | 4,976           |
| 4        | 26,562          | 3,839         | ...                 | ...            | 70,200        | 4,909           |
| 5        | 26,930          | 3,734         | ...                 | ...            | 70,000        | 4,893           |
| 6        | 27,055          | 3,815         | ...                 | ...            | 70,100        | 4,897           |
| 7        | 27,106          | 3,921         | ...                 | ...            | 70,200        | 4,896           |
| 8        | 27,085          | 3,848         | ...                 | ...            | 70,500        | 4,906           |
| 9        | 27,012          | 3,950         | ...                 | ...            | 70,500        | 4,921           |
| 10       | 27,088          | ...           | ...                 | ...            | 70,300        | 4,926           |
| 11       | 27,241          | ...           | ...                 | ...            | 70,700        | 4,928           |
| 12       | 26,526          | ...           | ...                 | ...            | 70,800        | 4,911           |
| 2021. 1  | 25,818          | ...           | ...                 | ...            | 70,700        | 4,925           |
| 2        | 26,365          | ...           | ...                 | ...            | 70,800        | 4,937           |
| 3        | 26,923          | ...           | ...                 | ...            | ...           | ...             |

|          | 미 국<br>U.S.A. | 볼리비아<br>Bolivia | 브라질<br>Brazil | 스웨덴<br>Sweden | 아이슬란드<br>Iceland | 영 국<br>U.K. |
|----------|---------------|-----------------|---------------|---------------|------------------|-------------|
| 2015     | 148,833       | ...             | 92,216        | 4,837         | 184              | 31,275      |
| 2016     | 151,436       | ...             | 90,539        | 4,910         | 191              | 31,720      |
| 2017     | 153,337       | ...             | 90,137        | 5,021         | 194              | 32,068      |
| 2018     | 155,761       | 3,476           | 91,511        | 5,097         | 198              | 32,448      |
| 2019     | 157,281       | 3,672           | 93,227        | 5,130         | 201              | ...         |
| 2020     | ...           | 3,482           | 86,735        | 5,065         | ...              | ...         |
| 2019. 10 | 158,510       | 3,739           | 94,055        | 5,138         | ...              | ...         |
| 11       | 158,945       | 3,564           | 94,416        | 5,140         | ...              | ...         |
| 12       | 158,504       | 3,792           | 94,552        | 5,115         | ...              | ...         |
| 2020. 1  | 156,994       | 3,745           | 94,151        | 5,034         | ...              | ...         |
| 2        | 158,017       | 3,727           | 93,710        | 5,077         | ...              | ...         |
| 3        | 155,167       | 3,593           | 92,223        | 5,055         | ...              | ...         |
| 4        | 133,326       | 3,246           | 89,241        | 5,005         | ...              | ...         |
| 5        | 137,461       | 3,143           | 85,936        | 5,023         | ...              | ...         |
| 6        | 142,811       | 3,238           | 83,347        | 5,101         | ...              | ...         |
| 7        | 144,492       | 3,211           | 82,027        | 5,150         | ...              | ...         |
| 8        | 147,224       | 3,288           | 81,666        | 5,116         | ...              | ...         |
| 9        | 147,796       | 3,470           | 82,464        | 5,036         | ...              | ...         |
| 10       | 150,433       | 3,535           | 84,301        | 5,062         | ...              | ...         |
| 11       | 150,203       | 3,739           | 85,578        | 5,062         | ...              | ...         |
| 12       | ...           | 3,853           | 86,179        | 5,054         | ...              | ...         |
| 2021. 1  | ...           | 3,772           | ...           | 4,863         | ...              | ...         |
| 2        | ...           | ...             | ...           | 4,949         | ...              | ...         |
| 3        | ...           | ...             | ...           | 4,946         | ...              | ...         |

주 : 1) 구직기간 4주기준

자료: 통계청 『경제활동인구월보』, IMF 『International Financial Statistics』

## 2. 취업자 수(계속)

### Number of Employee (Cont'd)

단위: 천 명

In thousand persons

|          | 오스트레일리아<br>Australia | 오스트리아<br>Austria | 이스라엘<br>Israel | 이탈리아<br>Italy | 일 본<br>Japan | 체 코<br>Czechia |
|----------|----------------------|------------------|----------------|---------------|--------------|----------------|
| 2015     | 11,766               | 3,535            | 3,643          | 22,463        | 64,015       | 3,857          |
| 2016     | 11,973               | 3,587            | 3,737          | 22,755        | 64,649       | 5,128          |
| 2017     | 12,252               | 3,655            | 3,825          | 23,023        | 65,306       | 5,216          |
| 2018     | 12,584               | 3,742            | 3,905          | 23,208        | 66,636       | 5,282          |
| 2019     | 12,874               | 3,797            | 3,967          | ...           | 67,245       | 5,153          |
| 2020     | 12,682               | 3,717            | 3,913          | ...           | 66,766       | 5,108          |
| 2019. 10 | 12,898               | 3,811            | 3,925          | ...           | 67,870       | 5,154          |
| 11       | 12,993               | 3,793            | 3,978          | ...           | 67,620       | 5,142          |
| 12       | 13,093               | 3,769            | 3,986          | ...           | 67,370       | 5,147          |
| 2020. 1  | 12,827               | 3,759            | 3,989          | ...           | 66,870       | 5,159          |
| 2        | 13,048               | 3,777            | 4,005          | ...           | 66,910       | 5,140          |
| 3        | 12,999               | 3,589            | 3,981          | ...           | 67,000       | 5,169          |
| 4        | 12,407               | 3,583            | 3,931          | ...           | 66,280       | 5,157          |
| 5        | 12,187               | 3,642            | 3,890          | ...           | 66,560       | 5,112          |
| 6        | 12,388               | 3,717            | 3,893          | ...           | 66,700       | 5,063          |
| 7        | 12,475               | 3,798            | 3,888          | ...           | 66,550       | 5,093          |
| 8        | 12,572               | 3,793            | 3,903          | ...           | 66,760       | 5,106          |
| 9        | 12,583               | 3,800            | 3,884          | ...           | 66,890       | 5,075          |
| 10       | 12,757               | 3,766            | 3,870          | ...           | 66,940       | 5,076          |
| 11       | 12,909               | 3,738            | 3,872          | ...           | 67,070       | 5,100          |
| 12       | 13,028               | 3,645            | 3,857          | ...           | 66,660       | 5,045          |
| 2021. 1  | 12,771               | 3,631            | 3,857          | ...           | ...          | 5,054          |
| 2        | 13,054               | ...              | 3,841          | ...           | ...          | 5,077          |
| 3        | ...                  | ...              | 3,878          | ...           | ...          | 5,078          |

|          | 칠 레<br>Chile | 캐나다<br>Canada | 콜롬비아<br>Colombia | 태 국<br>Thailand | 페 루<br>Peru | 홍 콩<br>Hong Kong |
|----------|--------------|---------------|------------------|-----------------|-------------|------------------|
| 2015     | 8,274        | 17,947        | 21,795           | 38,021          | 4,733       | 3,773            |
| 2016     | 8,392        | 18,080        | 21,958           | 37,679          | 4,822       | 3,782            |
| 2017     | 8,574        | 18,416        | 22,182           | 37,438          | 4,890       | 3,813            |
| 2018     | 8,774        | 18,658        | 22,306           | 37,853          | 4,933       | 3,862            |
| 2019     | 8,954        | 19,056        | 22,157           | 37,602          | 4,958       | 3,852            |
| 2020     | 7,933        | 18,060        | 19,737           | ...             | 3,806       | 3,668            |
| 2019. 10 | 8,994        | 19,239        | 22,655           | 36,997          | 5,009       | 3,841            |
| 11       | 9,045        | 19,103        | 22,681           | 37,712          | 5,067       | 3,833            |
| 12       | 9,087        | 19,096        | 22,605           | 37,661          | 5,079       | 3,825            |
| 2020. 1  | 9,118        | 18,839        | 21,416           | 37,184          | 5,030       | 3,803            |
| 2        | 9,063        | 18,917        | 21,928           | 37,629          | 4,848       | 3,769            |
| 3        | 8,942        | 17,857        | 20,474           | 37,332          | 3,676       | 3,720            |
| 4        | 8,236        | 16,011        | 16,453           | ...             | 2,566       | 3,657            |
| 5        | 7,451        | 16,632        | 17,172           | ...             | 2,214       | 3,620            |
| 6        | 7,142        | 17,778        | 18,266           | ...             | 2,949       | 3,620            |
| 7        | 7,073        | 18,070        | 17,949           | ...             | 3,628       | 3,637            |
| 8        | 7,192        | 18,290        | 19,571           | ...             | 3,778       | 3,640            |
| 9        | 7,365        | 18,565        | 20,127           | ...             | 3,910       | 3,625            |
| 10       | 7,668        | 18,637        | 21,118           | ...             | 4,199       | 3,628            |
| 11       | 7,917        | 18,617        | 21,129           | ...             | 4,406       | 3,650            |
| 12       | 8,026        | 18,503        | 21,237           | ...             | 4,474       | 3,648            |
| 2021. 1  | 8,121        | ...           | ...              | ...             | ...         | 3,631            |
| 2        | 8,168        | ...           | ...              | ...             | ...         | 3,610            |
| 3        | ...          | ...           | ...              | ...             | ...         | ...              |

### 3. 실업자 수

#### Number of Unemployee

단위: 천 명

In thousand persons

|          | 한국 <sup>1)</sup><br>Korea | 그리스<br>Greece | 네덜란드<br>Netherlands | 독일<br>Germany | 러시아<br>Russia | 루마니아<br>Romania |
|----------|---------------------------|---------------|---------------------|---------------|---------------|-----------------|
| 2015     | 976                       | 1,197         | 614                 | 1,948         | 4,267         | 624             |
| 2016     | 1,009                     | 1,131         | 539                 | 1,775         | 4,233         | 530             |
| 2017     | 1,023                     | 1,022         | 438                 | 1,621         | 3,975         | 375             |
| 2018     | 1,073                     | 913           | 350                 | 1,468         | 3,650         | 310             |
| 2019     | 1,063                     | 1,612         | 314                 | 1,376         | 3,483         | 266             |
| 2020     | 1,108                     | ...           | 357                 | ...           | 4,317         | 271             |
| 2019. 10 | 864                       | 764           | 326                 | 1,330         | 3,500         | 259             |
| 11       | 866                       | 797           | 322                 | 1,360         | 3,500         | 259             |
| 12       | 942                       | 775           | 276                 | 1,400         | 3,500         | 258             |
| 2020. 1  | 1,153                     | 801           | 309                 | 1,490         | 3,500         | 259             |
| 2        | 1,153                     | 772           | 302                 | ...           | 3,400         | 257             |
| 3        | 1,180                     | 665           | 299                 | ...           | 3,500         | 251             |
| 4        | 1,172                     | 730           | 326                 | ...           | 4,300         | 252             |
| 5        | 1,278                     | 761           | 329                 | ...           | 4,500         | 250             |
| 6        | 1,228                     | 805           | 393                 | ...           | 4,600         | 261             |
| 7        | 1,138                     | 746           | 394                 | ...           | 4,700         | 284             |
| 8        | 864                       | 733           | 393                 | ...           | 4,800         | 287             |
| 9        | 1,000                     | 715           | 413                 | ...           | 4,800         | 285             |
| 10       | 1,028                     | ...           | 409                 | ...           | 4,700         | 286             |
| 11       | 967                       | ...           | 371                 | ...           | 4,600         | 291             |
| 12       | 1,135                     | ...           | 342                 | ...           | 4,400         | 296             |
| 2021. 1  | 1,570                     | ...           | 356                 | ...           | 4,300         | 292             |
| 2        | 1,353                     | ...           | ...                 | ...           | 4,200         | 293             |
| 3        | 1,215                     | ...           | ...                 | ...           | ...           | ...             |

|          | 룩셈부르크<br>Luxembourg | 미국<br>U.S.A. | 벨기에<br>Belgium | 볼리비아<br>Bolivia | 브라질<br>Brazil | 스웨덴<br>Sweden |
|----------|---------------------|--------------|----------------|-----------------|---------------|---------------|
| 2015     | 18                  | 8,296        | 579            | ...             | 8,358         | 387           |
| 2016     | 17                  | 7,751        | 553            | ...             | 11,494        | 366           |
| 2017     | 16                  | 6,982        | 525            | ...             | 13,188        | 359           |
| 2018     | 15                  | 6,314        | 495            | 178             | 12,782        | 344           |
| 2019     | 15                  | 6,043        | 476            | 201             | 12,625        | 373           |
| 2020     | 19                  | ...          | 494            | 316             | 13,204        | 459           |
| 2019. 10 | 15                  | 5,855        | 477            | 166             | 12,367        | 330           |
| 11       | 15                  | 5,441        | 465            | 207             | 11,863        | 378           |
| 12       | 17                  | 5,503        | 470            | 193             | 11,632        | 329           |
| 2020. 1  | 16                  | 6,504        | 475            | 266             | 11,913        | 410           |
| 2        | 17                  | 6,218        | 472            | 202             | 12,343        | 454           |
| 3        | 18                  | 7,370        | 478            | 218             | 12,850        | 389           |
| 4        | 20                  | 22,504       | 499            | 243             | 12,811        | 449           |
| 5        | 20                  | 20,514       | 490            | 276             | 12,710        | 497           |
| 6        | 20                  | 18,072       | 488            | 353             | 12,791        | 557           |
| 7        | 20                  | 16,882       | 518            | 420             | 13,130        | 502           |
| 8        | 19                  | 13,742       | 527            | 389             | 13,794        | 494           |
| 9        | 18                  | 12,277       | 508            | 387             | 14,092        | 453           |
| 10       | 18                  | 10,620       | 491            | 338             | 14,061        | 430           |
| 11       | 18                  | 10,264       | 487            | 351             | 14,023        | 421           |
| 12       | 20                  | ...          | 491            | 345             | 13,925        | 450           |
| 2021. 1  | 20                  | ...          | 495            | 404             | ...           | 498           |
| 2        | 19                  | ...          | 489            | ...             | ...           | 531           |
| 3        | ...                 | ...          | 477            | ...             | ...           | 549           |

주: 1) 구직기간 4주기준

자료: 통계청 『경제활동인구월보』, IMF 『International Financial Statistics』

### 3. 실업자 수(계속)

#### Number of Unemployee (Cont'd)

단위: 천 명

In thousand persons

|          | 스위스<br>Switzerland | 영국<br>U.K. | 오스트레일리아<br>Australia | 오스트리아<br>Austria | 이스라엘<br>Israel | 이탈리아<br>Italy |
|----------|--------------------|------------|----------------------|------------------|----------------|---------------|
| 2015     | 143                | 1,776      | 758                  | 354              | 202            | 1,948         |
| 2016     | 149                | 1,637      | 725                  | 357              | 188            | 1,775         |
| 2017     | 143                | 1,475      | 726                  | 340              | 168            | 1,621         |
| 2018     | 118                | 1,381      | 704                  | 312              | 163            | 1,468         |
| 2019     | 107                | ...        | 700                  | 301              | 157            | 1,376         |
| 2020     | 146                | ...        | 876                  | 410              | 177            | ...           |
| 2019. 10 | 102                | ...        | 686                  | 288              | 150            | 1,330         |
| 11       | 106                | ...        | 654                  | 300              | 175            | 1,360         |
| 12       | 117                | ...        | 667                  | 350              | 144            | 1,400         |
| 2020. 1  | 121                | ...        | 775                  | 355              | 157            | 1,490         |
| 2        | 118                | ...        | 761                  | 334              | 133            | ...           |
| 3        | 136                | ...        | 765                  | 504              | 127            | ...           |
| 4        | 153                | ...        | 850                  | 522              | 129            | ...           |
| 5        | 156                | ...        | 905                  | 473              | 161            | ...           |
| 6        | 150                | ...        | 966                  | 415              | 192            | ...           |
| 7        | 149                | ...        | 995                  | 384              | 209            | ...           |
| 8        | 151                | ...        | 923                  | 372              | 223            | ...           |
| 9        | 149                | ...        | 911                  | 347              | 192            | ...           |
| 10       | 149                | ...        | 910                  | 358              | 199            | ...           |
| 11       | 153                | ...        | 878                  | 391              | 206            | ...           |
| 12       | 164                | ...        | 876                  | 460              | 195            | ...           |
| 2021. 1  | 170                | ...        | 941                  | 468              | 177            | ...           |
| 2        | 168                | ...        | 874                  | 437              | 200            | ...           |
| 3        | 158                | ...        | ...                  | ...              | 192            | ...           |

|          | 일본<br>Japan | 체코<br>Czechia | 캐나다<br>Canada | 태국<br>Thailand | 페루<br>Peru | 홍콩<br>Hong Kong |
|----------|-------------|---------------|---------------|----------------|------------|-----------------|
| 2015     | 2,219       | 268           | 1,331         | 341            | 317        | 129             |
| 2016     | 2,080       | 212           | 1,361         | 378            | 340        | 133             |
| 2017     | 1,896       | 155           | 1,247         | 449            | 349        | 124             |
| 2018     | 1,665       | 121           | 1,155         | 408            | 340        | 112             |
| 2019     | 1,617       | 109           | 1,144         | 379            | 339        | 116             |
| 2020     | 1,911       | 135           | 1,888         | ...            | 289        | 216             |
| 2019. 10 | 1,640       | 115           | 1,019         | 355            | 327        | 125             |
| 11       | 1,510       | 109           | 1,103         | 429            | 317        | 125             |
| 12       | 1,450       | 103           | 1,033         | 367            | 331        | 124             |
| 2020. 1  | 1,590       | 110           | 1,168         | 406            | 372        | 122             |
| 2        | 1,590       | 106           | 1,178         | 420            | 396        | 134             |
| 3        | 1,760       | 105           | 1,643         | 392            | 309        | 162             |
| 4        | 1,890       | 121           | 2,497         | ...            | 246        | 203             |
| 5        | 1,980       | 134           | 2,658         | ...            | 194        | 230             |
| 6        | 1,950       | 138           | 2,394         | ...            | 256        | 241             |
| 7        | 1,970       | 142           | 2,285         | ...            | 274        | 243             |
| 8        | 2,060       | 145           | 2,262         | ...            | 298        | 248             |
| 9        | 2,100       | 146           | 1,700         | ...            | 300        | 260             |
| 10       | 2,150       | 153           | 1,651         | ...            | 285        | 258             |
| 11       | 1,950       | 153           | 1,613         | ...            | 273        | 244             |
| 12       | 1,940       | 166           | 1,605         | ...            | 266        | 246             |
| 2021. 1  | ...         | 174           | ...           | ...            | ...        | 253             |
| 2        | ...         | 173           | ...           | ...            | ...        | 262             |
| 3        | ...         | 180           | ...           | ...            | ...        | ...             |

## 4. 실업률(15세 이상)(계절조정)

### Unemployment Rates (Ages 15 and over)(Seasonally Adjusted)

단위: %

In percent

|         | 한 국 <sup>1)</sup><br>Korea | 노르웨이 <sup>2)</sup><br>Norway | 대 만 <sup>3)</sup><br>Taiwan | 덴마크<br>Denmark | 독 일 <sup>2)</sup><br>Germany | 러시아 <sup>2)</sup><br>Russia |
|---------|----------------------------|------------------------------|-----------------------------|----------------|------------------------------|-----------------------------|
| 2015    | 3.6                        | 2.9                          | 3.8                         | 6.3            | 6.4                          | 1.3                         |
| 2016    | 3.7                        | 3.0                          | 3.9                         | 6.0            | 6.1                          | 1.2                         |
| 2017    | 3.7                        | 2.7                          | 3.8                         | 5.8            | 5.7                          | 1.1                         |
| 2018    | 3.8                        | 2.4                          | 3.7                         | 5.1            | 5.2                          | 0.9                         |
| 2019    | 3.8                        | 2.3                          | 3.7                         | 5.0            | 5.0                          | 1.0                         |
| 2020    | 4.0                        | 5.0                          | 3.9                         | 5.6            | 5.9                          | 3.2                         |
| 2020. 2 | 3.4(4.1)                   | 2.0                          | 3.7                         | ...            | 5.0                          | 1.1                         |
| 3       | 3.8(4.2)                   | 9.4                          | 3.7                         | ...            | 5.0                          | 1.0                         |
| 4       | 3.8(4.2)                   | 8.7                          | 4.0                         | ...            | 5.8                          | 1.8                         |
| 5       | 4.3(4.5)                   | 6.8                          | 4.1                         | ...            | 6.2                          | 2.9                         |
| 6       | 4.2(4.3)                   | 5.5                          | 4.0                         | ...            | 6.4                          | 3.7                         |
| 7       | 4.1(4.0)                   | 5.0                          | 4.0                         | ...            | 6.4                          | 4.3                         |
| 8       | 3.3(3.1)                   | 4.5                          | 4.0                         | ...            | 6.3                          | 4.7                         |
| 9       | 4.0(3.6)                   | 4.1                          | 3.8                         | ...            | 6.3                          | 4.8                         |
| 10      | 4.2(3.7)                   | 4.0                          | 3.8                         | ...            | 6.2                          | 4.6                         |
| 11      | 4.2(3.4)                   | 4.1                          | 3.8                         | ...            | 6.2                          | 4.2                         |
| 12      | 4.5(4.1)                   | 3.9                          | 3.7                         | ...            | 6.1                          | 3.8                         |
| 2021. 1 | 5.4(5.7)                   | 3.9                          | 3.7                         | ...            | 6.0                          | 3.5                         |
| 2       | 4.0(4.9)                   | 3.8                          | 3.7                         | ...            | 6.0                          | 3.1                         |
| 3       | 3.9(4.3)                   | 3.7                          | 3.7                         | ...            | 6.0                          | 2.4                         |
| 4       | 3.7(4.0)                   | 3.6                          | 3.6                         | ...            | 6.0                          | 2.1                         |
| 5       | 3.8(4.0)                   | 3.5                          | 4.1                         | ...            | 5.9                          | 1.8                         |
| 6       | 3.7(3.8)                   | 3.3                          | 4.8                         | ...            | 5.9                          | 1.5                         |
| 7       | 3.3(3.2)                   | 3.2                          | 4.5                         | ...            | 5.7                          | ...                         |

|         | 룩셈부르크 <sup>2)</sup><br>Luxembourg | 미 국<br>U. S. A. | 벨기에 <sup>2)</sup><br>Belgium | 스위스<br>Switzerland | 스페인<br>Spain |
|---------|-----------------------------------|-----------------|------------------------------|--------------------|--------------|
| 2015    | 6.8                               | 5.3             | 11.4                         | 4.8                | 22.1         |
| 2016    | 6.4                               | 4.9             | 10.8                         | 4.9                | 19.6         |
| 2017    | ...                               | 4.4             | 10.2                         | 4.8                | 17.2         |
| 2018    | ...                               | 3.9             | 9.6                          | 4.7                | 15.3         |
| 2019    | ...                               | 3.7             | 9.2                          | 4.4                | 14.1         |
| 2020    | ...                               | 8.1             | 9.5                          | 4.8                | 15.5         |
| 2020. 2 | 5.5                               | 3.5             | 9.1                          | ...                | ...          |
| 3       | 6.1                               | 4.4             | 9.2                          | ...                | ...          |
| 4       | 6.9                               | 14.8            | 9.8                          | ...                | ...          |
| 5       | 7.0                               | 13.3            | 9.8                          | ...                | ...          |
| 6       | 7.0                               | 11.1            | 9.8                          | ...                | ...          |
| 7       | 6.6                               | 10.2            | 9.6                          | ...                | ...          |
| 8       | 6.4                               | 8.4             | 9.6                          | ...                | ...          |
| 9       | 6.3                               | 7.8             | 9.5                          | ...                | ...          |
| 10      | 6.3                               | 6.9             | 9.4                          | ...                | ...          |
| 11      | 6.3                               | 6.7             | 9.5                          | ...                | ...          |
| 12      | 6.4                               | 6.7             | 9.4                          | ...                | ...          |
| 2021. 1 | 6.4                               | 6.3             | 9.4                          | ...                | ...          |
| 2       | 6.2                               | 6.2             | 9.2                          | ...                | ...          |
| 3       | 6.1                               | 6.0             | 9.1                          | ...                | ...          |
| 4       | 6.0                               | 6.1             | 9.1                          | ...                | ...          |
| 5       | 5.8                               | 5.8             | 9.0                          | ...                | ...          |
| 6       | 5.7                               | 5.9             | 8.9                          | ...                | ...          |
| 7       | ...                               | 5.4             | ...                          | ...                | ...          |

주: 1) 연자료와 ( ) 안 수치는 원계열 자료임 2) 실업률(총인구, 계절조정) 3) 원계열

※ 제공된 실업률 작성기준은 국가별로 상이하므로 (ILO기준, OECD기준, 등록실업률 등) 비교시 유의하시기 바람

- 국가별 실업자 조사방법 및 조사대상 등은 부록 (용어해설) 참조

자료: 통계청 『경제활동인구월보』, OECD 『Main Economic Indicators』, 대만 『Manpower Survey Results』

## 4. 실업률(15세 이상)(계절조정)(계속)

### Unemployment Rates (Ages 15 and over)(Seasonally Adjusted)(Cont'd)

단위: % In percent

|         | 슬로바키아 <sup>2)</sup><br>Slovakia | 이스라엘<br>Israel | 영 국 <sup>2)</sup><br>U. K. | 오스트레일리아<br>Australia | 오스트리아 <sup>2)</sup><br>Austria |
|---------|---------------------------------|----------------|----------------------------|----------------------|--------------------------------|
| 2015    | 13.1                            | 5.2            | 2.3                        | 6.1                  | 9.1                            |
| 2016    | 11.0                            | 4.8            | 2.1                        | 5.7                  | 9.1                            |
| 2017    | 8.3                             | 4.2            | 2.2                        | 5.6                  | 8.5                            |
| 2018    | 6.6                             | 4.0            | 2.5                        | 5.3                  | 7.7                            |
| 2019    | 6.1                             | 3.8            | 3.0                        | 5.2                  | 7.4                            |
| 2020    | 7.6                             | 4.3            | 5.6                        | 6.5                  | 9.9                            |
| 2020. 2 | 6.1                             | 3.4            | ...                        | 5.1                  | 6.8                            |
| 3       | 6.2                             | 3.6            | ...                        | 5.3                  | 11.6                           |
| 4       | 7.5                             | 3.6            | ...                        | 6.4                  | 12.4                           |
| 5       | 7.9                             | 4.2            | ...                        | 7.0                  | 11.9                           |
| 6       | 8.1                             | 4.6            | ...                        | 7.4                  | 11.2                           |
| 7       | 8.3                             | 4.6            | ...                        | 7.4                  | 10.6                           |
| 8       | 8.3                             | 4.9            | ...                        | 6.8                  | 10.1                           |
| 9       | 8.2                             | 4.6            | ...                        | 6.9                  | 9.7                            |
| 10      | 8.2                             | 4.7            | ...                        | 6.9                  | 9.4                            |
| 11      | 8.3                             | 4.8            | ...                        | 6.8                  | 9.3                            |
| 12      | 8.4                             | 4.9            | ...                        | 6.6                  | 9.2                            |
| 2021. 1 | 8.5                             | 4.7            | ...                        | 6.4                  | 9.0                            |
| 2       | 8.5                             | 5.2            | ...                        | 5.9                  | 8.7                            |
| 3       | 8.6                             | 5.4            | ...                        | 5.7                  | 8.5                            |
| 4       | 8.5                             | 5.4            | ...                        | 5.5                  | 8.2                            |
| 5       | 8.4                             | 5.4            | ...                        | 5.1                  | 7.9                            |
| 6       | 8.3                             | 5.2            | ...                        | 4.9                  | 7.7                            |
| 7       | ...                             | ...            | ...                        | ...                  | ...                            |

|         | 일 본<br>Japan | 체 코<br>Czechia | 칠 레<br>Chile | 캐나다<br>Canada | 폴란드 <sup>2)</sup><br>Poland |
|---------|--------------|----------------|--------------|---------------|-----------------------------|
| 2015    | 3.4          | 5.0            | 6.3          | 6.9           | 10.5                        |
| 2016    | 3.1          | 4.0            | 6.7          | 7.1           | 8.9                         |
| 2017    | 2.8          | 2.9            | 7.0          | 6.4           | 7.3                         |
| 2018    | 2.4          | 2.2            | 7.4          | 5.9           | 6.1                         |
| 2019    | 2.4          | 2.0            | 7.2          | 5.7           | 5.4                         |
| 2020    | 2.8          | 2.5            | 10.8         | 9.6           | 5.9                         |
| 2020. 2 | 2.4          | ...            | 8.2          | 5.7           | 5.2                         |
| 3       | 2.5          | ...            | 9.1          | 7.9           | 5.2                         |
| 4       | 2.6          | ...            | 10.9         | 13.1          | 5.7                         |
| 5       | 2.8          | ...            | 11.8         | 13.7          | 6.0                         |
| 6       | 2.8          | ...            | 12.4         | 12.5          | 6.2                         |
| 7       | 2.9          | ...            | 12.3         | 10.9          | 6.2                         |
| 8       | 3.0          | ...            | 12.0         | 10.2          | 6.2                         |
| 9       | 3.0          | ...            | 11.5         | 9.2           | 6.3                         |
| 10      | 3.1          | ...            | 11.2         | 9.0           | 6.3                         |
| 11      | 3.0          | ...            | 11.0         | 8.6           | 6.3                         |
| 12      | 3.0          | ...            | 10.8         | 8.8           | 6.2                         |
| 2021. 1 | 2.9          | ...            | 10.7         | 9.4           | 6.2                         |
| 2       | 2.9          | ...            | 10.4         | 8.2           | 6.2                         |
| 3       | 2.6          | ...            | 10.3         | 7.5           | 6.2                         |
| 4       | 2.8          | ...            | 9.8          | 8.1           | 6.2                         |
| 5       | 3.0          | ...            | 9.2          | 8.2           | 6.1                         |
| 6       | 2.9          | ...            | ...          | 7.8           | 6.0                         |
| 7       | ...          | ...            | ...          | 7.5           | ...                         |

## 5. 조화 실업률(계절조정)

### Standard Unemployment Rates (Seasonally Adjusted)

단위: %

In percent

|         | 한 국<br>Korea | 그리스<br>Greece | 네덜란드<br>Netherlands | 노르웨이<br>Norway | 덴마크 <sup>1)</sup><br>Denmark | 독 일<br>Germany | 룩셈부르크<br>Luxembourg |
|---------|--------------|---------------|---------------------|----------------|------------------------------|----------------|---------------------|
| 2015    | 3.6          | 25.0          | 6.9                 | 4.5            | 6.3                          | 4.6            | 6.5                 |
| 2016    | 3.7          | 23.6          | 6.0                 | 4.8            | 6.0                          | 4.1            | 6.3                 |
| 2017    | 3.7          | 21.5          | 4.9                 | 4.2            | 5.8                          | 3.8            | 5.6                 |
| 2018    | 3.8          | 19.3          | 3.8                 | 3.9            | 5.1                          | 3.4            | 5.5                 |
| 2019    | 3.8          | 17.3          | 3.4                 | 3.7            | 5.1                          | 3.2            | 5.6                 |
| 2020    | 3.9          | 16.4          | 3.8                 | ...            | 5.7                          | 3.8            | 6.7                 |
| 2020. 1 | 3.9          | 16.6          | 3.0                 | 3.7            | 4.9                          | 3.4            | 5.7                 |
| 2       | 3.4          | 16.0          | 2.9                 | 3.5            | 4.8                          | 3.5            | 5.7                 |
| 3       | 3.8          | 16.0          | 2.9                 | 3.6            | 4.8                          | 3.6            | 6.5                 |
| 4       | 3.8          | 16.2          | 3.4                 | 4.1            | 4.9                          | 3.7            | 7.4                 |
| 5       | 4.3          | 16.9          | 3.6                 | 4.6            | 5.6                          | 3.8            | 7.7                 |
| 6       | 4.2          | 17.8          | 4.3                 | 5.2            | 6.1                          | 3.9            | 7.6                 |
| 7       | 4.1          | 16.6          | 4.5                 | 5.2            | 6.3                          | 4.0            | 7.1                 |
| 8       | 3.3          | 16.7          | 4.6                 | 5.3            | 6.3                          | 4.1            | 6.7                 |
| 9       | 4.0          | 16.3          | 4.4                 | 5.1            | 6.1                          | 4.1            | 6.5                 |
| 10      | 4.2          | 16.3          | 4.3                 | 5.2            | 6.0                          | 4.1            | 6.3                 |
| 11      | 4.2          | 16.1          | 4.0                 | 5.0            | 5.9                          | 4.1            | 6.3                 |
| 12      | 4.5          | 15.7          | 3.9                 | ...            | 6.0                          | 4.0            | 6.5                 |
| 2021. 1 | 5.4          | 16.7          | 3.6                 | ...            | 6.1                          | 3.9            | 6.5                 |
| 2       | 4.0          | 16.5          | 3.6                 | ...            | 6.0                          | 3.9            | 6.4                 |
| 3       | 3.9          | 16.5          | 3.5                 | ...            | 5.8                          | 3.8            | 6.4                 |
| 4       | 3.7          | 16.9          | 3.4                 | ...            | 5.5                          | 3.8            | 6.4                 |
| 5       | 3.8          | 15.7          | 3.3                 | ...            | 5.2                          | 3.7            | 6.2                 |
| 6       | 3.7          | 15.1          | 3.2                 | ...            | 5.2                          | 3.7            | 5.9                 |

|         | 미 국<br>U. S. A. | 벨기에<br>Belgium | 스웨덴<br>Sweden | 스페인<br>Spain | 슬로바키아<br>Slovakia | 아일랜드<br>Ireland |
|---------|-----------------|----------------|---------------|--------------|-------------------|-----------------|
| 2015    | 5.3             | 8.5            | 7.4           | 22.1         | 11.5              | 9.9             |
| 2016    | 4.9             | 7.9            | 7.0           | 19.7         | 9.7               | 8.4             |
| 2017    | 4.4             | 7.1            | 6.7           | 17.2         | 8.1               | 6.7             |
| 2018    | 3.9             | 6.0            | 6.3           | 15.3         | 6.5               | 5.8             |
| 2019    | 3.7             | 5.4            | 6.8           | 14.1         | 5.8               | 5.0             |
| 2020    | 8.1             | 5.6            | 8.3           | 15.5         | 6.7               | 5.9             |
| 2020. 1 | 3.5             | 5.1            | 7.2           | 13.9         | 5.9               | 4.8             |
| 2       | 3.5             | 5.0            | 7.6           | 13.8         | 6.0               | 4.8             |
| 3       | 4.4             | 4.9            | 6.6           | 14.5         | 5.9               | 5.0             |
| 4       | 14.8            | 4.9            | 7.9           | 15.1         | 6.5               | 4.8             |
| 5       | 13.3            | 5.0            | 8.4           | 15.3         | 6.7               | 5.1             |
| 6       | 11.1            | 5.4            | 9.1           | 15.9         | 6.8               | 5.7             |
| 7       | 10.2            | 6.0            | 9.1           | 16.3         | 7.1               | 6.7             |
| 8       | 8.4             | 6.4            | 9.1           | 16.6         | 7.2               | 7.1             |
| 9       | 7.8             | 6.3            | 8.9           | 16.5         | 7.0               | 7.1             |
| 10      | 6.9             | 5.8            | 8.6           | 16.3         | 7.0               | 6.3             |
| 11      | 6.7             | 5.8            | 8.4           | 16.1         | 7.1               | 6.2             |
| 12      | 6.7             | 6.0            | 8.8           | 16.2         | 7.1               | 6.3             |
| 2021. 1 | 6.3             | 6.4            | 9.0           | 15.8         | 7.0               | 7.1             |
| 2       | 6.2             | 6.7            | 9.0           | 15.7         | 7.1               | 7.6             |
| 3       | 6.0             | 6.8            | 9.5           | 15.4         | 7.2               | 7.7             |
| 4       | 6.1             | 6.7            | 9.1           | 15.6         | 7.0               | 7.9             |
| 5       | 5.8             | 6.5            | 9.1           | 15.4         | 6.9               | 7.8             |
| 6       | 5.9             | 6.2            | 9.5           | 15.1         | 6.8               | 7.6             |

주: 1) 월자료는 월의 중간쯤에 끝나는 4~5주간의 평균 자료

※ 제공된 실업률 작성기준은 국가별로 상이하므로 (ILO기준, OECD기준 등) 비교시 유의하시기 바람

- 국가별 실업자 조사방법 및 조사대상 등은 부록 (용어해설) 참조

자료: OECD 『Main Economic Indicators』

## 5. 조화 실업률(계절조정)(계속)

## Harmonised Standard Unemployment Rates (Seasonally Adjusted)(Cont'd)

단위: %

In percent

|         | 영 국<br>U. K. | 오스트레일리아<br>Australia | 오스트리아<br>Austria | 유로지역<br>Euro Area | 이탈리아<br>Italy | 일 본<br>Japan | 체 코<br>Czechia |
|---------|--------------|----------------------|------------------|-------------------|---------------|--------------|----------------|
| 2015    | 5.4          | 6.1                  | 6.2              | 10.9              | 12.0          | 3.4          | 5.1            |
| 2016    | 4.9          | 5.7                  | 6.5              | 10.1              | 11.8          | 3.1          | 4.0            |
| 2017    | 4.4          | 5.6                  | 5.9              | 9.1               | 11.3          | 2.8          | 2.9            |
| 2018    | 4.1          | 5.3                  | 5.2              | 8.2               | 10.7          | 2.4          | 2.3            |
| 2019    | 3.8          | 5.2                  | 4.8              | 7.6               | 10.0          | 2.4          | 2.0            |
| 2020    | 4.6          | 6.5                  | 6.0              | 7.9               | 9.3           | 2.8          | 2.6            |
| 2020. 1 | 4.0          | 5.3                  | 4.5              | 7.5               | 9.7           | 2.4          | 1.9            |
| 2       | 4.0          | 5.1                  | 4.5              | 7.4               | 9.8           | 2.4          | 1.8            |
| 3       | 4.0          | 5.3                  | 4.9              | 7.1               | 7.4           | 2.5          | 1.9            |
| 4       | 4.1          | 6.4                  | 6.0              | 7.3               | 7.4           | 2.6          | 2.2            |
| 5       | 4.1          | 7.0                  | 7.2              | 7.5               | 8.5           | 2.8          | 2.4            |
| 6       | 4.3          | 7.4                  | 7.7              | 8.0               | 9.5           | 2.8          | 2.7            |
| 7       | 4.5          | 7.4                  | 6.8              | 8.4               | 9.9           | 2.9          | 2.9            |
| 8       | 4.8          | 6.8                  | 6.4              | 8.6               | 10.0          | 3.0          | 2.7            |
| 9       | 5.0          | 6.9                  | 6.3              | 8.5               | 10.0          | 3.0          | 2.8            |
| 10      | 5.1          | 6.9                  | 6.1              | 8.3               | 10.1          | 3.1          | 3.1            |
| 11      | 5.2          | 6.8                  | 6.0              | 8.1               | 9.7           | 3.0          | 2.9            |
| 12      | 5.1          | 6.6                  | 6.8              | 8.1               | 9.9           | 3.0          | 3.2            |
| 2021. 1 | 5.0          | 6.4                  | 7.3              | 8.2               | 10.3          | 2.9          | 3.2            |
| 2       | 4.9          | 5.9                  | 7.0              | 8.2               | 10.3          | 2.9          | 3.2            |
| 3       | 4.8          | 5.7                  | 6.8              | 8.1               | 10.2          | 2.6          | 3.4            |
| 4       | 4.8          | 5.5                  | 7.3              | 8.1               | 10.4          | 2.8          | 3.3            |
| 5       | ...          | 5.1                  | 6.9              | 8.0               | 10.2          | 3.0          | 3.1            |
| 6       | ...          | 4.9                  | 6.4              | 7.7               | 9.7           | 2.9          | 2.8            |

|         | 캐나다<br>Canada | 터 키<br>Turkey | 포르투갈<br>Portugal | 폴란드<br>Poland | 프랑스<br>France | 핀란드<br>Finland | 헝가리<br>Hungary |
|---------|---------------|---------------|------------------|---------------|---------------|----------------|----------------|
| 2015    | 6.9           | 10.3          | 13.0             | 7.5           | 10.4          | 9.5            | 6.6            |
| 2016    | 7.1           | 10.9          | 11.5             | 6.2           | 10.1          | 8.9            | 5.0            |
| 2017    | 6.4           | 10.9          | 9.2              | 4.9           | 9.4           | 8.8            | 4.1            |
| 2018    | 5.9           | 10.9          | 7.2              | 3.9           | 9.0           | 7.4            | 3.6            |
| 2019    | 5.7           | 13.7          | 6.7              | 3.3           | 8.4           | 6.7            | 3.3            |
| 2020    | 9.6           | 13.1          | 7.1              | 3.2           | 8.0           | 7.7            | 4.1            |
| 2020. 1 | 5.6           | 13.1          | 6.9              | 3.0           | 8.2           | 6.8            | 3.8            |
| 2       | 5.7           | 12.7          | 6.6              | 3.0           | 7.8           | 6.6            | 3.5            |
| 3       | 7.9           | 13.1          | 6.3              | 2.9           | 7.5           | 6.6            | 3.4            |
| 4       | 13.1          | 13.6          | 6.4              | 3.0           | 7.5           | 7.1            | 4.1            |
| 5       | 13.7          | 13.5          | 6.0              | 3.2           | 7.0           | 8.6            | 4.4            |
| 6       | 12.5          | 13.3          | 7.5              | 3.3           | 7.4           | 7.6            | 5.0            |
| 7       | 10.9          | 14.3          | 8.1              | 3.4           | 8.6           | 8.4            | 4.5            |
| 8       | 10.2          | 12.9          | 8.2              | 3.3           | 9.0           | 8.8            | 3.8            |
| 9       | 9.2           | 12.6          | 8.0              | 3.3           | 8.9           | 8.2            | 4.5            |
| 10      | 9.0           | 12.9          | 7.6              | 3.2           | 8.2           | 8.1            | 4.4            |
| 11      | 8.6           | 13.0          | 7.2              | 3.2           | 8.0           | 7.9            | 4.0            |
| 12      | 8.8           | 12.7          | 6.9              | 3.4           | 7.8           | 8.2            | 4.1            |
| 2021. 1 | 9.4           | 12.7          | 7.0              | 3.6           | 7.9           | 8.4            | 4.9            |
| 2       | 8.2           | 13.3          | 6.9              | 3.9           | 8.1           | 8.0            | 4.5            |
| 3       | 7.5           | 13.2          | 6.6              | 4.0           | 8.1           | 7.5            | 3.9            |
| 4       | 8.1           | 13.8          | 7.0              | 3.9           | 7.8           | 8.5            | 4.5            |
| 5       | 8.2           | 13.2          | 7.0              | 3.8           | 7.5           | 8.2            | 3.9            |
| 6       | 7.8           | ...           | 6.9              | 3.6           | 7.3           | 7.7            | 4.0            |



## 6. 비농업 활동에서의 고용자 수

### Paid Employment in Non-agricultural Activities

단위: 천 명

In thousand persons

|          | 한 국<br>Korea            |                    | 뉴질랜드<br>New Zealand     |                    | 미 국 <sup>1)</sup><br>U. S. A. |                    | 오스트레일리아<br>Australia    |                    | 일 본<br>Japan            |                    | 칠 레 <sup>2)</sup><br>Chile |                    |
|----------|-------------------------|--------------------|-------------------------|--------------------|-------------------------------|--------------------|-------------------------|--------------------|-------------------------|--------------------|----------------------------|--------------------|
|          | 총고용<br>Total employment | 임금근로자<br>Employees | 총고용<br>Total employment | 임금근로자<br>Employees | 총고용<br>Total employment       | 임금근로자<br>Employees | 총고용<br>Total employment | 임금근로자<br>Employees | 총고용<br>Total employment | 임금근로자<br>Employees | 총고용<br>Total employment    | 임금근로자<br>Employees |
| 2017     | 25,549                  | ...                | 2,423                   | ...                | 151,149                       | 142,270            | 11,946                  | ...                | 63,090                  | 57,540             | 7,510                      | 5,512              |
| 2018     | 25,585                  | ...                | 2,496                   | ...                | 153,628                       | 144,527            | 12,268                  | ...                | 62,970                  | 57,770             | 7,617                      | 5,615              |
| 2019     | 25,836                  | ...                | 2,539                   | ...                | 155,401                       | 146,467            | 12,564                  | ...                | 63,510                  | 58,320             | 7,738                      | 5,678              |
| 2020     | 25,579                  | ...                | 2,569                   | ...                | 145,694                       | 137,043            | 12,322                  | ...                | 63,420                  | 58,250             | 7,168                      | 5,587              |
|          |                         |                    |                         |                    |                               |                    |                         |                    |                         |                    |                            |                    |
| 2020 . 5 | 25,488                  | ...                | ...                     | ...                | 135,323                       | 127,194            | 11,832                  | ...                | 62,950                  | 57,660             | 6,411                      | 5,175              |
| 6        | 25,592                  | ...                | 2,572                   | ...                | 140,722                       | 132,153            | ...                     | ...                | 63,050                  | 57,720             | 6,229                      | 5,039              |
|          |                         |                    |                         |                    |                               |                    |                         |                    |                         |                    |                            |                    |
| 7        | 25,652                  | ...                | ...                     | ...                | 142,491                       | 133,784            | ...                     | ...                | 62,960                  | 57,810             | 6,428                      | 5,163              |
| 8        | 25,667                  | ...                | ...                     | ...                | 145,214                       | 136,213            | 12,202                  | ...                | 63,150                  | 57,880             | 6,624                      | 5,245              |
| 9        | 25,576                  | ...                | 2,535                   | ...                | 145,789                       | 136,909            | ...                     | ...                | 63,770                  | 58,370             | 6,984                      | 5,428              |
|          |                         |                    |                         |                    |                               |                    |                         |                    |                         |                    |                            |                    |
| 10       | 25,613                  | ...                | ...                     | ...                | 148,234                       | 139,216            | ...                     | ...                | 63,930                  | 58,740             | 7,266                      | 5,578              |
| 11       | 25,884                  | ...                | ...                     | ...                | 148,002                       | 139,289            | 12,541                  | ...                | 63,980                  | 58,900             | 7,375                      | 5,657              |
| 12       | 25,378                  | ...                | 2,577                   | ...                | 147,474                       | 138,796            | ...                     | ...                | 63,720                  | 58,610             | 7,460                      | 5,725              |
|          |                         |                    |                         |                    |                               |                    |                         |                    |                         |                    |                            |                    |
| 2021 . 1 | 24,802                  | ...                | ...                     | ...                | 146,278                       | 137,609            | ...                     | ...                | 63,550                  | 58,490             | 7,483                      | 5,726              |
| 2        | 25,273                  | ...                | ...                     | ...                | 147,559                       | 138,769            | 12,693                  | ...                | 63,650                  | 58,630             | 7,452                      | 5,700              |
| 3        | 25,685                  | ...                | 2,587                   | ...                | 148,628                       | 139,342            | ...                     | ...                | 63,460                  | 58,370             | 7,410                      | 5,679              |
|          |                         |                    |                         |                    |                               |                    |                         |                    |                         |                    |                            |                    |
| 4        | 25,857                  | ...                | ...                     | ...                | 149,178                       | 140,089            | ...                     | ...                | 63,210                  | 58,060             | ...                        | ...                |
| 5        | 26,115                  | ...                | ...                     | ...                | 149,716                       | 140,194            | 12,881                  | ...                | 63,300                  | 58,090             | ...                        | ...                |
| 6        | 26,162                  | ...                | ...                     | ...                | 150,251                       | 140,827            | ...                     | ...                | 63,700                  | 58,510             | ...                        | ...                |

|          | 캐나다<br>Canada           |                    | 콜롬비아 <sup>2)</sup><br>Colombia |                    | 터 키<br>Turkey           |                    | 페 루 <sup>3)</sup><br>Peru |                    | 푸에르토리코<br>Puerto Rico   |                    | 필리핀<br>Philippines      |                    |
|----------|-------------------------|--------------------|--------------------------------|--------------------|-------------------------|--------------------|---------------------------|--------------------|-------------------------|--------------------|-------------------------|--------------------|
|          | 총고용<br>Total employment | 임금근로자<br>Employees | 총고용<br>Total employment        | 임금근로자<br>Employees | 총고용<br>Total employment | 임금근로자<br>Employees | 총고용<br>Total employment   | 임금근로자<br>Employees | 총고용<br>Total employment | 임금근로자<br>Employees | 총고용<br>Total employment | 임금근로자<br>Employees |
| 2017     | 18,137                  | 15,498             | 18,563                         | 9,796              | 22,731                  | 18,395             | 4,859                     | 3,012              | ...                     | 871                | 30,073                  | 21,962             |
| 2018     | 18,380                  | 15,679             | 18,628                         | 9,756              | 23,438                  | 18,994             | 4,899                     | 2,976              | ...                     | 864                | 31,158                  | 22,794             |
| 2019     | 18,768                  | 16,021             | 18,664                         | 9,907              | 22,995                  | 18,674             | 4,915                     | 2,975              | ...                     | 881                | 32,730                  | 23,862             |
| 2020     | 17,778                  | 15,128             | 16,460                         | 8,517              | 22,100                  | 18,128             | 3,777                     | 2,309              | ...                     | 832                | 29,624                  | 21,691             |
|          |                         |                    |                                |                    |                         |                    |                           |                    |                         |                    |                         |                    |
| 2020 . 5 | 16,342                  | 13,688             | 14,555                         | 7,595              | 20,990                  | 17,294             | 2,183                     | 1,489              | ...                     | 771                | ...                     | ...                |
| 6        | 17,489                  | 14,804             | 14,914                         | 7,725              | ...                     | ...                | 2,915                     | 1,798              | ...                     | 798                | ...                     | ...                |
|          |                         |                    |                                |                    |                         |                    |                           |                    |                         |                    |                         |                    |
| 7        | 17,775                  | 15,104             | 14,864                         | 7,427              | ...                     | ...                | 3,597                     | 2,207              | ...                     | 808                | 30,435                  | 21,709             |
| 8        | 17,999                  | 15,390             | 15,755                         | 8,189              | 22,264                  | 18,231             | 3,749                     | 2,272              | ...                     | 819                | ...                     | ...                |
| 9        | 18,280                  | 15,682             | 16,798                         | 8,748              | ...                     | ...                | 3,879                     | 2,351              | ...                     | 835                | ...                     | ...                |
|          |                         |                    |                                |                    |                         |                    |                           |                    |                         |                    |                         |                    |
| 10       | 18,353                  | 15,719             | 17,569                         | 8,881              | ...                     | ...                | 4,162                     | 2,411              | ...                     | 840                | 30,075                  | 21,946             |
| 11       | 18,336                  | 15,714             | 17,737                         | 8,901              | 22,550                  | 18,564             | 4,366                     | 2,498              | ...                     | 848                | ...                     | ...                |
| 12       | 18,170                  | 15,651             | 17,730                         | 8,882              | ...                     | ...                | 4,436                     | 2,537              | ...                     | 859                | ...                     | ...                |
|          |                         |                    |                                |                    |                         |                    |                           |                    |                         |                    |                         |                    |
| 2021 . 1 | 17,694                  | 15,176             | 16,741                         | 8,429              | ...                     | ...                | 4,205                     | 2,411              | ...                     | 842                | ...                     | ...                |
| 2        | 18,010                  | 15,506             | 17,459                         | 8,941              | ...                     | ...                | 4,079                     | 2,351              | ...                     | 847                | ...                     | ...                |
| 3        | 18,252                  | 15,709             | 17,553                         | 9,138              | ...                     | ...                | 4,074                     | 2,365              | ...                     | 851                | ...                     | ...                |
|          |                         |                    |                                |                    |                         |                    |                           |                    |                         |                    |                         |                    |
| 4        | 18,171                  | 15,584             | ...                            | ...                | ...                     | ...                | ...                       | ...                | ...                     | 850                | ...                     | ...                |
| 5        | 18,444                  | 15,847             | ...                            | ...                | ...                     | ...                | ...                       | ...                | ...                     | 850                | ...                     | ...                |
| 6        | 18,889                  | 16,330             | ...                            | ...                | ...                     | ...                | ...                       | ...                | ...                     | 853                | ...                     | ...                |

주: 1) 16세 이상

2) 3개월 이동 평균

3) 주요 도시 또는 대도시 지역

자료: UN 『Monthly Bulletin of Statistics』

## 7. 제조업에서의 고용자 수

### Paid Employment in Manufacturing

단위: 천 명

In thousand persons

|         | 한 국<br>Korea               |                    | 뉴질랜드 <sup>1)</sup><br>New Zealand |                    | 미 국 <sup>2)</sup><br>U. S. A. |                    | 오스트레일리아<br>Australia       |                    | 일 본<br>Japan               |                    |
|---------|----------------------------|--------------------|-----------------------------------|--------------------|-------------------------------|--------------------|----------------------------|--------------------|----------------------------|--------------------|
|         | 총고용<br>Total<br>employment | 임금근로자<br>Employees | 총고용<br>Total<br>employment        | 임금근로자<br>Employees | 총고용<br>Total<br>employment    | 임금근로자<br>Employees | 총고용<br>Total<br>employment | 임금근로자<br>Employees | 총고용<br>Total<br>employment | 임금근로자<br>Employees |
| 2017    | 4,571                      | 4,034              | 256                               | 174                | 16,373                        | 15,721             | 888                        | ...                | 10,790                     | 10,290             |
| 2018    | 4,510                      | 4,011              | 254                               | 175                | 16,593                        | 15,943             | 934                        | ...                | 10,600                     | 10,140             |
| 2019    | 4,429                      | 3,967              | 246                               | ...                | 16,783                        | 16,150             | 885                        | ...                | 10,630                     | 10,160             |
| 2020    | 4,376                      | 3,942              | 252                               | 175                | 15,319                        | 14,747             | 865                        | ...                | 10,450                     | 10,030             |
| 2020. 4 | ...                        | ...                | ...                               | ...                | ...                           | ...                | ...                        | ...                | ...                        | ...                |
| 5       | 4,377                      | 3,953              | ...                               | ...                | 14,565                        | 14,038             | 864                        | ...                | 10,410                     | 9,970              |
| 6       | 4,351                      | 3,927              | 257                               | 179                | 14,886                        | 14,328             | ...                        | ...                | 10,590                     | 10,130             |
| 7       | 4,337                      | 3,915              | ...                               | ...                | 14,887                        | 14,417             | ...                        | ...                | 10,560                     | 10,160             |
| 8       | 4,365                      | 3,930              | ...                               | ...                | 15,057                        | 14,535             | 846                        | ...                | 10,260                     | 9,900              |
| 9       | 4,335                      | 3,900              | 247                               | 170                | 15,140                        | 14,532             | ...                        | ...                | 10,290                     | 9,890              |
| 10      | 4,336                      | 3,912              | ...                               | ...                | 15,430                        | 14,801             | ...                        | ...                | 10,370                     | 9,960              |
| 11      | 4,351                      | 3,920              | ...                               | ...                | 15,336                        | 14,800             | 839                        | ...                | 10,430                     | 10,010             |
| 12      | 4,366                      | 3,932              | 251                               | 176                | 15,486                        | 14,918             | ...                        | ...                | 10,540                     | 10,140             |
| 2021. 1 | 4,401                      | 3,968              | ...                               | ...                | 15,252                        | 14,710             | ...                        | ...                | 10,460                     | 10,090             |
| 2       | 4,418                      | 3,992              | ...                               | ...                | 15,397                        | 14,902             | 889                        | ...                | 10,290                     | 9,870              |
| 3       | 4,412                      | 3,995              | 243                               | ...                | 15,199                        | 14,667             | ...                        | ...                | 10,310                     | 9,910              |
| 4       | 4,386                      | 3,956              | ...                               | ...                | 15,118                        | 14,588             | ...                        | ...                | 10,380                     | 10,000             |
| 5       | 4,397                      | 3,962              | ...                               | ...                | 15,241                        | 14,697             | 915                        | ...                | 10,270                     | 9,890              |

|         | 칠 레 <sup>3)</sup><br>Chile |                    | 캐나다<br>Canada              |                    | 콜롬비아<br>Colombia           |                    | 터 키<br>Turkey              |                    | 페 루 <sup>3)4)</sup><br>Peru |                    | 필리핀<br>Philippines         |                    |
|---------|----------------------------|--------------------|----------------------------|--------------------|----------------------------|--------------------|----------------------------|--------------------|-----------------------------|--------------------|----------------------------|--------------------|
|         | 총고용<br>Total<br>employment | 임금근로자<br>Employees | 총고용<br>Total<br>employment | 임금근로자<br>Employees | 총고용<br>Total<br>employment | 임금근로자<br>Employees | 총고용<br>Total<br>employment | 임금근로자<br>Employees | 총고용<br>Total<br>employment  | 임금근로자<br>Employees | 총고용<br>Total<br>employment | 임금근로자<br>Employees |
| 2017    | 891                        | 641                | 1,724                      | 1,641              | 2,676                      | 1,553              | 4,972                      | 4,294              | 688                         | 473                | 3,481                      | 2,863              |
| 2018    | 868                        | 627                | 1,727                      | 1,652              | 2,752                      | 1,525              | 5,228                      | 4,521              | 693                         | 477                | 3,625                      | 2,930              |
| 2019    | 838                        | 593                | 1,732                      | 1,663              | 2,613                      | 1,442              | 5,153                      | 4,459              | 673                         | 462                | 3,618                      | 2,953              |
| 2020    | 776                        | 586                | 1,657                      | 1,580              | 2,180                      | 1,311              | 5,071                      | 4,414              | 506                         | 351                | 3,184                      | 2,649              |
| 2020. 4 | ...                        | ...                | ...                        | ...                | ...                        | ...                | ...                        | ...                | ...                         | ...                | ...                        | ...                |
| 5       | 720                        | 558                | 1,536                      | 1,451              | 1,747                      | 1,010              | 4,843                      | 4,212              | 242                         | 190                | ...                        | ...                |
| 6       | 699                        | 538                | 1,633                      | 1,562              | 1,837                      | 1,043              | ...                        | ...                | 359                         | 259                | ...                        | ...                |
| 7       | 727                        | 558                | 1,663                      | 1,592              | 1,966                      | 1,225              | ...                        | ...                | 459                         | 322                | 3,373                      | 2,790              |
| 8       | 753                        | 567                | 1,697                      | 1,627              | 2,193                      | 1,378              | 5,015                      | 4,374              | 514                         | 350                | ...                        | ...                |
| 9       | 785                        | 583                | 1,729                      | 1,654              | 2,206                      | 1,366              | ...                        | ...                | 520                         | 354                | ...                        | ...                |
| 10      | 792                        | 578                | 1,715                      | 1,629              | 2,505                      | 1,455              | ...                        | ...                | 605                         | 402                | 3,029                      | 2,502              |
| 11      | 772                        | 568                | 1,707                      | 1,625              | 2,430                      | 1,402              | 5,231                      | 4,587              | 636                         | 418                | ...                        | ...                |
| 12      | 765                        | 568                | 1,741                      | 1,663              | 2,449                      | 1,415              | ...                        | ...                | 632                         | 416                | ...                        | ...                |
| 2021. 1 | 768                        | 573                | 1,705                      | 1,633              | 2,040                      | 1,277              | ...                        | ...                | 562                         | 383                | ...                        | ...                |
| 2       | 783                        | 581                | 1,715                      | 1,646              | 2,383                      | 1,480              | ...                        | ...                | 530                         | 371                | ...                        | ...                |
| 3       | 814                        | 613                | 1,718                      | 1,650              | 2,255                      | 1,399              | ...                        | ...                | 528                         | 364                | ...                        | ...                |
| 4       | ...                        | ...                | 1,732                      | 1,652              | ...                        | ...                | ...                        | ...                | ...                         | ...                | ...                        | ...                |
| 5       | ...                        | ...                | 1,743                      | 1,674              | ...                        | ...                | ...                        | ...                | ...                         | ...                | ...                        | ...                |

주: 1) 전일제 근로자

2) 16세 이상

3) 3개월 이동 평균

4) 주요 도시 또는 대도시 지역

자료: UN 『Monthly Bulletin of Statistics』

## II. 에너지

### ENERGY

|                  |    |
|------------------|----|
| 1. 공용 전력생산 ..... | 20 |
| 2. 전력 생산 .....   | 21 |
| 3. 무연탄 생산 .....  | 22 |
| 4. 갈탄 생산량 .....  | 24 |
| 5. 천연가스 생산 ..... | 26 |
| 6. 원유 생산량 .....  | 28 |

# 1. 공용 전력생산 1)

## Gross Production of Electricity for Public Use

단위: 백만 kWh

In million kWh

|         | 한 국<br>Korea | 모로코<br>Morocco | 방글라데시<br>Bangladesh | 베트남<br>Viet Nam | 싱가포르<br>Singapore | 아르메니아<br>Armenia |
|---------|--------------|----------------|---------------------|-----------------|-------------------|------------------|
| 2016    | 43,622       | 2,558          | ...                 | ...             | 4,299             | 610              |
| 2017    | 46,095       | ...            | 4,726               | 16,183          | 4,352             | 647              |
| 2018    | 47,481       | ...            | ...                 | 17,317          | 4,409             | 648              |
| 2019    | 46,881       | ...            | 5,925               | 18,938          | 4,512             | 636              |
| 2020    | 46,089       | ...            | 5,976               | 19,425          | ...               | ...              |
| 2020. 1 | 49,802       | ...            | 4,690               | 16,800          | ...               | 726              |
| 2       | 46,618       | ...            | 4,906               | 17,500          | ...               | ...              |
| 3       | 46,353       | ...            | 5,705               | 20,000          | ...               | 622              |
| 4       | 42,389       | ...            | 4,961               | 17,000          | ...               | 587              |
| 5       | 41,587       | ...            | 5,660               | 20,500          | ...               | 575              |
| 6       | 43,848       | ...            | 6,613               | 21,000          | ...               | 556              |
| 7       | 46,705       | ...            | 7,204               | 21,700          | ...               | ...              |
| 8       | 51,099       | ...            | 7,207               | 20,200          | ...               | 656              |
| 9       | 44,605       | ...            | 7,248               | 20,100          | ...               | 632              |
| 10      | 43,151       | ...            | 7,245               | 20,200          | ...               | 603              |
| 11      | 45,101       | ...            | 5,326               | 19,000          | ...               | 621              |
| 12      | 51,810       | ...            | 4,948               | 19,100          | ...               | 733              |
| 2021. 1 | 53,390       | ...            | 5,262               | 19,600          | ...               | 742              |
| 2       | 45,163       | ...            | 5,008               | 16,900          | ...               | 634              |
| 3       | 47,380       | ...            | 6,976               | 20,700          | ...               | 736              |
| 4       | 43,659       | ...            | ...                 | 20,900          | ...               | 640              |
| 5       | ...          | ...            | ...                 | 22,500          | ...               | 557              |

|         | 아일랜드 <sup>2)</sup><br>Ireland | 에스토니아<br>Estonia | 영 국<br>U.K. | 중 국 <sup>3)</sup><br>China | 파키스탄<br>Pakistan |
|---------|-------------------------------|------------------|-------------|----------------------------|------------------|
| 2016    | 2,365                         | 1,004            | 24,413      | 489,531                    | ...              |
| 2017    | 2,393                         | 1,086            | 23,978      | 521,224                    | ...              |
| 2018    | 2,398                         | 1,027            | 23,446      | 560,008                    | ...              |
| 2019    | 2,326                         | 628              | 22,422      | 590,458                    | ...              |
| 2020    | 2,459                         | 469              | 21,276      | 614,303                    | ...              |
| 2020. 1 | 2,641                         | 500              | 26,331      | 513,345                    | ...              |
| 2       | 2,663                         | 427              | 23,554      | 513,345                    | ...              |
| 3       | 2,398                         | 453              | 22,930      | 552,510                    | 7,608            |
| 4       | 2,023                         | 322              | 17,436      | 554,270                    | ...              |
| 5       | 2,213                         | 328              | 17,283      | 593,240                    | ...              |
| 6       | 2,228                         | 388              | 17,960      | 630,410                    | ...              |
| 7       | 2,344                         | 391              | 19,892      | 680,120                    | ...              |
| 8       | 2,382                         | 619              | 19,193      | 723,830                    | ...              |
| 9       | 2,432                         | 543              | 20,111      | 631,520                    | ...              |
| 10      | 2,636                         | 547              | 22,490      | 609,450                    | 11,473           |
| 11      | 2,662                         | 538              | 22,739      | 641,870                    | ...              |
| 12      | 2,881                         | 575              | 25,389      | 727,720                    | ...              |
| 2021. 1 | 2,820                         | 668              | 26,095      | 621,385                    | ...              |
| 2       | 2,573                         | 682              | 21,992      | 621,385                    | 8,247            |
| 3       | 2,572                         | 468              | 22,743      | 657,900                    | ...              |
| 4       | 2,292                         | 462              | 20,919      | 623,010                    | ...              |
| 5       | 2,221                         | 425              | ...         | 647,840                    | ...              |

주: 1) 연간자료는 연평균 또는 기준월 수치임      2) 순 생산량

3) 1월과 2월 자료는 그 2달 동안의 평균 생산량을 반영함

자료: UN 『Monthly Bulletin of Statistics』

## 2. 전력 생산<sup>1)</sup>

### Production of Electricity

단위: 백만 kWh

In million kWh

|          | 한 국<br>Korea | 덴마크<br>Denmark | 독 일<br>Germany | 멕시코<br>Mexico | 미 국 <sup>2)</sup><br>U.S.A. | 불가리아<br>Bulgaria | 스페인<br>Spain | 아이슬란드<br>Iceland |
|----------|--------------|----------------|----------------|---------------|-----------------------------|------------------|--------------|------------------|
| 2015     | 528,090      | 2,309          | 36,197         | 21,757        | 339,800                     | 4,036            | 23,039       | 1,537            |
| 2016     | 540,441      | 2,411          | 36,036         | 21,927        | 339,723                     | ...              | 22,597       | 1,517            |
| 2017     | 553,530      | 2,455          | 33,938         | 24,109        | 336,189                     | 3,784            | 21,881       | 1,581            |
| 2018     | 570,647      | 2,409          | 32,293         | 27,136        | 348,190                     | 3,824            | 21,756       | 1,626            |
| 2019     | 563,040      | 2,371          | 27,788         | 26,657        | 344,052                     | 3,677            | 21,899       | 1,584            |
| 2020     | 552,162      | 2,326          | 24,064         | 23,807        | 334,090                     | 3,351            | 21,086       | 1,589            |
| 2019. 12 | 50,283       | 3,259          | 27,707         | 23,111        | 338,402                     | 4,070            | 22,474       | 1,631            |
| 2020. 1  | 49,851       | 3,606          | 29,165         | 22,026        | 340,669                     | 3,960            | 22,931       | 1,685            |
| 2        | 46,439       | 3,350          | 21,745         | 20,663        | 318,168                     | 3,781            | 20,491       | 1,584            |
| 3        | 46,141       | 2,823          | 23,486         | 23,534        | 307,479                     | 3,261            | 21,116       | 1,688            |
| 4        | 42,255       | 2,116          | 17,428         | 20,983        | 276,127                     | 3,065            | 17,591       | 1,581            |
| 5        | 41,581       | 2,099          | 17,498         | 22,801        | 304,277                     | 2,735            | 18,115       | 1,584            |
| 6        | 43,830       | 1,487          | 20,653         | 25,284        | 352,766                     | 3,149            | 19,460       | 1,493            |
| 7        | 46,683       | 1,909          | 21,543         | 27,358        | 414,243                     | 3,348            | 24,175       | 1,531            |
| 8        | 51,051       | 1,333          | 23,892         | 28,581        | 399,504                     | 3,311            | 22,755       | 1,548            |
| 9        | 44,599       | 1,767          | 25,576         | 24,511        | 334,270                     | 3,083            | 21,531       | 1,534            |
| 10       | 43,164       | 2,233          | 27,218         | 23,158        | 313,910                     | 2,999            | 21,072       | 1,597            |
| 11       | 44,932       | 2,440          | 29,838         | 23,394        | 302,702                     | 3,637            | 19,998       | 1,578            |
| 12       | 51,600       | 2,744          | 30,726         | 23,393        | 344,970                     | 3,888            | 23,791       | 1,664            |
| 2021. 1  | 53,095       | 3,112          | 33,150         | 24,007        | 350,815                     | 4,156            | 24,393       | 1,661            |
| 2        | 44,942       | 3,235          | 26,954         | 21,506        | 327,019                     | 3,758            | 21,191       | 1,484            |
| 3        | 47,193       | 3,093          | 27,429         | 25,573        | 310,701                     | 4,268            | 22,163       | 1,612            |
| 4        | 43,632       | 2,817          | 24,479         | 29,491        | ...                         | 3,868            | 19,904       | 1,546            |
| 5        | 44,305       | 2,795          | ...            | ...           | ...                         | 3,342            | ...          | ...              |

|          | 이탈리아<br>Italy | 일 본<br>Japan | 칠 레<br>Chile | 캐나다 <sup>2)</sup><br>Canada | 터 키<br>Turkey | 폴란드<br>Poland | 핀란드 <sup>2)</sup><br>Finland | 헝가리<br>Hungary |
|----------|---------------|--------------|--------------|-----------------------------|---------------|---------------|------------------------------|----------------|
| 2015     | 23,503        | 81,308       | 5,975        | 49,396                      | 21,782        | 13,714        | 5,507                        | 2,033          |
| 2016     | 23,870        | 72,109       | 6,113        | 53,858                      | 22,601        | 13,840        | 5,502                        | 2,093          |
| 2017     | 23,720        | 75,768       | 6,178        | 54,115                      | ...           | 14,161        | 5,407                        | 2,089          |
| 2018     | 23,392        | 75,399       | 6,303        | 53,456                      | ...           | 14,183        | 5,619                        | 1,985          |
| 2019     | 23,570        | 72,595       | 6,424        | 53,366                      | 25,065        | 13,663        | 5,505                        | 2,047          |
| 2020     | 22,763        | 70,228       | 6,475        | 52,959                      | 25,599        | 13,076        | 5,484                        | 2,048          |
| 2019. 12 | 22,557        | 78,376       | 6,782        | 62,047                      | 25,835        | 14,441        | 6,385                        | 2,310          |
| 2020. 1  | 24,232        | 80,166       | 6,798        | 62,689                      | 27,222        | 14,813        | 6,587                        | 2,376          |
| 2        | 21,833        | 74,853       | 6,363        | 58,320                      | 25,012        | 13,755        | 6,075                        | 1,971          |
| 3        | 20,233        | 71,788       | 6,764        | 57,669                      | 24,771        | 13,567        | 6,562                        | 2,173          |
| 4        | 19,469        | 62,007       | 6,182        | 48,788                      | 20,400        | 11,595        | 5,636                        | 1,912          |
| 5        | 21,591        | 56,265       | 6,406        | 46,852                      | 20,984        | 11,665        | 5,081                        | 1,692          |
| 6        | 23,704        | 63,437       | 6,419        | 47,297                      | 23,875        | 11,495        | 4,495                        | 1,620          |
| 7        | 25,999        | 71,243       | 6,477        | 52,771                      | 28,940        | 12,381        | 4,559                        | 2,114          |
| 8        | 24,669        | 81,635       | 6,458        | 51,098                      | 29,088        | 12,151        | 4,321                        | 1,793          |
| 9        | 24,658        | 70,026       | 6,166        | 45,688                      | 27,825        | 12,738        | 4,611                        | 2,205          |
| 10       | 22,347        | 64,123       | 6,437        | 49,787                      | 25,622        | 13,840        | 5,330                        | 2,351          |
| 11       | 21,519        | 65,636       | 6,358        | 53,289                      | 25,893        | 13,973        | 6,199                        | 2,148          |
| 12       | 22,897        | 81,551       | 6,867        | 61,263                      | 27,552        | 14,937        | 6,350                        | 2,222          |
| 2021. 1  | 23,950        | 86,460       | 6,762        | 61,728                      | 27,262        | 15,825        | ...                          | 2,282          |
| 2        | 20,697        | 72,010       | 6,170        | 57,162                      | 24,640        | 14,172        | ...                          | 1,901          |
| 3        | 22,653        | 70,402       | 6,975        | 56,657                      | 27,876        | 14,669        | ...                          | 2,103          |
| 4        | 21,601        | ...          | 6,516        | 48,284                      | 25,956        | 13,913        | ...                          | 1,959          |
| 5        | ...           | ...          | 6,877        | ...                         | 25,411        | 13,529        | ...                          | 1,696          |

주: 1) 외국의 연간자료는 연평균 또는 기준월 수치임 2) 순 생산량

자료: 한국전력공사 『전력통계속보』, UN 『Monthly Bulletin of Statistics』

### 3. 무연탄 생산 <sup>1)</sup>

#### Hard Coal Production

단위: 천 M/T

In thousand metric tons

|          | 한 국 <sup>2)</sup><br>Korea | 남아프리카공화국<br>South Africa | 독 일<br>Germany | 러시아<br>Russia | 루마니아<br>Rumania |
|----------|----------------------------|--------------------------|----------------|---------------|-----------------|
| 2015     | 147                        | ...                      | 519            | 24,899        | 104             |
| 2016     | 144                        | ...                      | 321            | 25,974        | 86              |
| 2017     | 124                        | ...                      | 306            | 27,872        | 63              |
| 2018     | 100                        | 21,027                   | ...            | 29,860        | 44              |
| 2019     | 90                         | 20,885                   | ...            | 29,797        | 34              |
| 2020     | 85                         | 20,644                   | ...            | 27,080        | 36              |
| 2019. 12 | 90                         | 15,789                   | ...            | 29,961        | 37              |
| 2020. 1  | 80                         | 19,730                   | ...            | 25,482        | 44              |
| 2        | 90                         | 21,756                   | ...            | 24,909        | 46              |
| 3        | 99                         | 21,559                   | ...            | 27,637        | 44              |
| 4        | 91                         | 18,286                   | ...            | 27,396        | 30              |
| 5        | 81                         | 21,595                   | ...            | 25,992        | 24              |
| 6        | 92                         | 20,386                   | ...            | 27,175        | 25              |
| 7        | 86                         | 22,110                   | ...            | 27,510        | 30              |
| 8        | 68                         | 22,276                   | ...            | 27,039        | 37              |
| 9        | 86                         | 21,133                   | ...            | 27,253        | 42              |
| 10       | 78                         | 22,083                   | ...            | 28,293        | 43              |
| 11       | 86                         | 20,624                   | ...            | 27,735        | 34              |
| 12       | 82                         | 16,186                   | ...            | 28,543        | 31              |
| 2021. 1  | 77                         | 17,328                   | ...            | 27,297        | 31              |
| 2        | 63                         | 17,355                   | ...            | 28,710        | 23              |
| 3        | 82                         | 20,412                   | ...            | 31,693        | 30              |
| 4        | 89                         | 19,186                   | ...            | 29,600        | 26              |
| 5        | 70                         | ...                      | ...            | 28,852        | 19              |

|          | 멕시코<br>Mexico | 미 국 <sup>4)</sup><br>U.S.A. | 베트남<br>Viet Nam | 스페인<br>Spain | 세르비아<br>Serbia |
|----------|---------------|-----------------------------|-----------------|--------------|----------------|
| 2015     | 1,013         | 67,810                      | ...             | 145          | 10             |
| 2016     | 647           | 55,063                      | 3,477           | 86           | 9              |
| 2017     | 595           | 58,559                      | 3,365           | 44           | 6              |
| 2018     | 620           | 56,979                      | 3,447           | 44           | 8              |
| 2019     | 584           | 53,317                      | ...             | ...          | 8              |
| 2020     | 410           | 40,393                      | 3,976           | ...          | 2              |
| 2019. 12 | 508           | 48,230                      | 3,727           | ...          | 4              |
| 2020. 1  | 555           | 50,451                      | 3,298           | ...          | 1              |
| 2        | 564           | 42,981                      | 4,225           | ...          | 1              |
| 3        | 445           | 41,786                      | 4,721           | ...          | 1              |
| 4        | 74            | 35,380                      | 4,406           | ...          | 1              |
| 5        | 67            | 33,506                      | 4,421           | ...          | 1              |
| 6        | 313           | 35,615                      | 3,922           | ...          | 3              |
| 7        | 449           | 39,187                      | 3,802           | ...          | 4              |
| 8        | 498           | 43,091                      | 3,480           | ...          | 3              |
| 9        | 498           | 40,931                      | 3,758           | ...          | 2              |
| 10       | 504           | 40,845                      | 3,772           | ...          | 3              |
| 11       | 500           | 40,261                      | 4,347           | ...          | 1              |
| 12       | 459           | 40,678                      | 3,561           | ...          | 2              |
| 2021. 1  | 417           | 44,050                      | 3,529           | ...          | 1              |
| 2        | 486           | 37,075                      | 3,216           | ...          | 2              |
| 3        | 433           | 46,159                      | 4,953           | ...          | 2              |
| 4        | 391           | 43,839                      | 4,699           | ...          | ...            |
| 5        | ...           | 47,073                      | 4,429           | ...          | ...            |

주: 1) 이 자료는 무연탄 및 역청탄의 모든 등급을 말하며, 별도로 명시하지 않는 한 갈탄 및 아역청탄을 제외한다.

연평균 수치는 월별 자료와 에너지통계연감으로부터 산출된다.

2) 2020년 부터 잠정치 자료임 3) 역청탄, 아역청탄은 갈탄에 포함됨 4) 갈탄 포함

5) 해외 부문 제외(프랑스령 기아나, 과들루프, 마르티니크, 마요트, 레위니옹)

6) 현탁액 포함

자료: 에너지경제연구원 『에너지통계월보』, UN 『Monthly Bulletin of Statistics』

### 3. 무연탄 생산(계속) <sup>1)</sup>

#### Hard Coal Production (Cont'd)

단위: 천 M/T

In thousand metric tons

|          | 영 국 <sup>6)</sup><br>United Kingdom | 오스트레일리아<br>Australia | 우크라이나 <sup>4)</sup><br>Ukraine | 체 코<br>Czechia | 칠 레<br>Chile |
|----------|-------------------------------------|----------------------|--------------------------------|----------------|--------------|
| 2015     | 717                                 | 47,660               | 2,352                          | 686            | 259          |
| 2016     | 348                                 | 47,259               | 2,460                          | 565            | 208          |
| 2017     | 253                                 | 46,601               | 2,066                          | 456            | 207          |
| 2018     | 229                                 | 48,665               | 2,179                          | 374            | 191          |
| 2019     | 216                                 | 49,165               | 2,129                          | 286            | 134          |
| 2020     | 139                                 | 45,728               | 1,854                          | 179            | ...          |
| 2019. 12 | 183                                 | ...                  | 2,024                          | 324            | 64           |
| 2020. 1  | 198                                 | ...                  | 1,992                          | 247            | 65           |
| 2        | 184                                 | ...                  | 1,961                          | 193            | 81           |
| 3        | 175                                 | ...                  | 1,905                          | 187            | 26           |
| 4        | 102                                 | ...                  | 1,355                          | 102            | ...          |
| 5        | 168                                 | ...                  | 1,237                          | 139            | ...          |
| 6        | 166                                 | ...                  | 1,850                          | 119            | ...          |
| 7        | 169                                 | ...                  | 2,067                          | 25             | ...          |
| 8        | 117                                 | ...                  | 1,976                          | 92             | 1            |
| 9        | 109                                 | ...                  | 1,975                          | 141            | ...          |
| 10       | 116                                 | ...                  | 1,994                          | 304            | ...          |
| 11       | 86                                  | ...                  | 1,972                          | 274            | 1            |
| 12       | 83                                  | ...                  | 1,970                          | 320            | 1            |
| 2021. 1  | 80                                  | ...                  | 1,920                          | 338            | ...          |
| 2        | 77                                  | ...                  | 1,842                          | 315            | 2            |
| 3        | 103                                 | ...                  | 2,063                          | 210            | 2            |
| 4        | 122                                 | ...                  | 1,943                          | 134            | ...          |
| 5        | ...                                 | ...                  | 1,977                          | 219            | ...          |

|          | 캐나다 <sup>3)</sup><br>Canada | 타지키스탄<br>Tajikistan | 터 키<br>Turkey | 파키스탄<br>Pakistan | 폴란드<br>Poland |
|----------|-----------------------------|---------------------|---------------|------------------|---------------|
| 2015     | ...                         | 85                  | 175           | ...              | 6,019         |
| 2016     | ...                         | 108                 | 159           | ...              | 5,882         |
| 2017     | ...                         | 150                 | ...           | ...              | 5,484         |
| 2018     | 2,704                       | 155                 | ...           | ...              | 5,307         |
| 2019     | 2,579                       | 166                 | 149           | ...              | 5,155         |
| 2020     | 2,252                       | 169                 | 136           | ...              | 4,542         |
| 2019. 12 | 2,669                       | 97                  | 162           | ...              | 4,952         |
| 2020. 1  | 2,027                       | 86                  | 170           | ...              | 5,233         |
| 2        | 1,952                       | 60                  | 156           | ...              | 4,969         |
| 3        | 2,817                       | 87                  | 154           | 465              | 5,068         |
| 4        | 2,199                       | 131                 | 13            | ...              | 4,241         |
| 5        | 2,071                       | 163                 | 17            | ...              | 3,191         |
| 6        | 2,105                       | 199                 | 159           | ...              | 3,836         |
| 7        | 2,006                       | 245                 | 159           | ...              | 5,007         |
| 8        | 2,151                       | 276                 | 131           | ...              | 4,243         |
| 9        | 2,097                       | 306                 | 162           | ...              | 4,427         |
| 10       | 2,391                       | 234                 | 161           | 599              | 4,442         |
| 11       | 2,574                       | 134                 | 168           | ...              | 4,874         |
| 12       | 2,632                       | 103                 | 179           | ...              | 4,978         |
| 2021. 1  | 2,569                       | 64                  | 143           | ...              | 4,449         |
| 2        | 2,267                       | 83                  | 138           | 712              | 4,606         |
| 3        | 3,011                       | 105                 | 175           | ...              | 5,257         |
| 4        | 2,780                       | 130                 | 150           | ...              | 4,601         |
| 5        | ...                         | 146                 | 103           | ...              | 4,416         |

## 4. 갈탄 생산량 <sup>1)</sup>

### Brown Coal Production

단위: 천 M/T

In thousand metric tons

|          | 그리스<br>Greece | 독 일<br>Germany | 러시아<br>Russia | 루마니아<br>Romania |
|----------|---------------|----------------|---------------|-----------------|
| 2015     | 3,758         | 14,839         | 6,104         | 2,017           |
| 2016     | 2,688         | 14,299         | 6,144         | 1,829           |
| 2017     | 3,115         | 14,274         | 6,301         | 2,077           |
| 2018     | 3,012         | 13,855         | 6,781         | 1,926           |
| 2019     | 2,257         | 10,943         | 6,824         | 1,770           |
| 2020     | ...           | 8,948          | 6,110         | 1,214           |
| 2019. 12 | 2,178         | 9,763          | 8,314         | 1,634           |
| 2020. 1  | 2,661         | 10,245         | 7,759         | 1,525           |
| 2        | 1,932         | 6,708          | 6,640         | 1,635           |
| 3        | 1,091         | 8,332          | 5,851         | 1,213           |
| 4        | 714           | 5,952          | 4,838         | 429             |
| 5        | 676           | 5,726          | 4,785         | 576             |
| 6        | 873           | 7,674          | 4,567         | 1,110           |
| 7        | 491           | 8,195          | 4,688         | 1,181           |
| 8        | ...           | 9,454          | 5,089         | 1,451           |
| 9        | ...           | 10,143         | 6,216         | 1,419           |
| 10       | ...           | 11,798         | 7,155         | 1,468           |
| 11       | ...           | 11,873         | 7,680         | 1,338           |
| 12       | ...           | 11,279         | 8,053         | 1,229           |
| 2021. 1  | ...           | 12,235         | 7,061         | 1,263           |
| 2        | ...           | 9,417          | 6,868         | 1,307           |
| 3        | ...           | 9,851          | 6,574         | 1,385           |
| 4        | ...           | 8,804          | 5,320         | 1,588           |
| 5        | ...           | 7,562          | 5,345         | 1,433           |

|          | 북마케도니아<br>North Macedonia | 불가리아<br>Bulgaria | 세르비아<br>Serbia |
|----------|---------------------------|------------------|----------------|
| 2015     | 494                       | 2,988            | 3,138          |
| 2016     | 425                       | ...              | 3,191          |
| 2017     | 417                       | 2,911            | 3,308          |
| 2018     | 413                       | 2,524            | 3,128          |
| 2019     | 419                       | 2,331            | 3,231          |
| 2020     | 378                       | 1,856            | 3,300          |
| 2019. 12 | 368                       | 2,600            | 3,502          |
| 2020. 1  | 509                       | 2,364            | 3,484          |
| 2        | 522                       | 2,427            | 3,459          |
| 3        | 425                       | 2,020            | 3,572          |
| 4        | 273                       | 1,789            | 3,487          |
| 5        | 401                       | 1,223            | 2,361          |
| 6        | 265                       | 1,305            | 2,523          |
| 7        | 256                       | 1,483            | 3,025          |
| 8        | 247                       | 1,798            | 3,430          |
| 9        | 386                       | 1,596            | 3,445          |
| 10       | 408                       | 2,098            | 3,433          |
| 11       | 400                       | 1,957            | 3,625          |
| 12       | 439                       | 2,209            | 3,759          |
| 2021. 1  | 369                       | 1,813            | 3,543          |
| 2        | ...                       | 1,947            | 3,401          |
| 3        | 396                       | 2,002            | 3,556          |
| 4        | 461                       | 1,839            | 3,240          |
| 5        | 283                       | 2,386            | 2,009          |

주: 1) 이 자료는 갈탄을 말하며, 연평균 수치는 월별 자료와 에너지통계연감으로부터 산출된다.

2) 아역청탄 포함

자료: UN 『Monthly Bulletin of Statistics』



## 4. 갈탄 생산량(계속) <sup>1)</sup>

### Brown Coal Production (Cont'd)

단위: 천 M/T

In thousand metric tons

|          | 슬로베니아<br>Slovenia | 에스토니아<br>Estonia | 인 도<br>India | 체 코<br>Czechia |
|----------|-------------------|------------------|--------------|----------------|
| 2015     | 264               | 1,643            | 3,704        | 3,175          |
| 2016     | 279               | ...              | ...          | 3,211          |
| 2017     | 280               | 1,667            | ...          | 3,287          |
| 2018     | 268               | 1,823            | ...          | 3,268          |
| 2019     | 262               | 1,308            | ...          | 3,122          |
| 2020     | 265               | 999              | ...          | 2,458          |
| 2019. 12 | 119               | 1,016            | ...          | 3,368          |
| 2020. 1  | 169               | 1,189            | ...          | 3,344          |
| 2        | 147               | 1,080            | ...          | 2,912          |
| 3        | 254               | 1,078            | ...          | 2,961          |
| 4        | 296               | 670              | ...          | 2,287          |
| 5        | 319               | 882              | ...          | 1,982          |
| 6        | 277               | 1,036            | ...          | 1,792          |
| 7        | 298               | 816              | ...          | 1,749          |
| 8        | 243               | 907              | ...          | 2,072          |
| 9        | 390               | 1,060            | ...          | 2,179          |
| 10       | 344               | 1,106            | ...          | 2,560          |
| 11       | 272               | 1,064            | ...          | 2,886          |
| 12       | 165               | 1,095            | ...          | 2,773          |
| 2021. 1  | 118               | 994              | ...          | 2,860          |
| 2        | 243               | 1,483            | ...          | 2,474          |
| 3        | 309               | 1,134            | ...          | 2,675          |
| 4        | 149               | 1,064            | ...          | 2,132          |
| 5        | ...               | 910              | ...          | 1,729          |

|          | 캐나다 <sup>2)</sup><br>Canada | 태 국<br>Thailand | 터 키<br>Turkey | 폴란드<br>Poland |
|----------|-----------------------------|-----------------|---------------|---------------|
| 2015     | ...                         | 890             | 4,287         | 5,255         |
| 2016     | ...                         | 1,415           | 4,751         | 5,021         |
| 2017     | ...                         | ...             | ...           | 5,097         |
| 2018     | 1,208                       | ...             | ...           | 4,881         |
| 2019     | 1,128                       | ...             | 7,118         | 4,195         |
| 2020     | 1,124                       | ...             | 5,702         | 3,832         |
| 2019. 12 | 1,156                       | ...             | 7,180         | 3,965         |
| 2020. 1  | 1,356                       | ...             | 6,269         | 4,098         |
| 2        | 1,196                       | ...             | 5,484         | 3,711         |
| 3        | 1,138                       | ...             | 5,400         | 3,309         |
| 4        | 1,050                       | ...             | 4,325         | 3,430         |
| 5        | 981                         | ...             | 4,164         | 3,992         |
| 6        | 930                         | ...             | 5,410         | 3,883         |
| 7        | 990                         | ...             | 5,733         | 3,828         |
| 8        | 1,060                       | ...             | 6,067         | 4,157         |
| 9        | 1,053                       | ...             | 6,951         | 3,970         |
| 10       | 1,247                       | ...             | 6,226         | 4,055         |
| 11       | 1,290                       | ...             | 6,176         | 3,812         |
| 12       | 1,194                       | ...             | 6,217         | 3,740         |
| 2021. 1  | 1,012                       | ...             | 6,131         | 4,459         |
| 2        | 1,100                       | ...             | 5,861         | 3,918         |
| 3        | 973                         | ...             | 5,862         | 3,923         |
| 4        | 1,051                       | ...             | 5,699         | 4,194         |
| 5        | ...                         | ...             | 6,273         | 3,907         |

## 5. 천연가스 생산 <sup>1)</sup>

### Natural Gas Production

단위: Terajoules

In terajoules

|             | 네덜란드<br>Netherlands | 노르웨이<br>Norway | 덴마크<br>Denmark | 독 일<br>Germany | 러시아<br>Russian Federation | 루마니아<br>Romania | 필리핀<br>Philippines |
|-------------|---------------------|----------------|----------------|----------------|---------------------------|-----------------|--------------------|
| 발열량(KJ/ m³) | 33,320              | 42,091         | 40,901         | 33,339         | 33,704                    | 33,596          | 39,021             |
| 2016        | 123,113             | 393,804        | 7,697          | 22,267         | 1,795,793                 | 28,227          | 12,664             |
| 2017        | 119,878             | 421,766        | 8,347          | 20,788         | 1,939,432                 | 30,363          | 12,494             |
| 2018        | 106,905             | 412,408        | 7,001          | 18,132         | 2,044,195                 | 29,851          | 13,561             |
| 2019        | 93,488              | 389,808        | 5,135          | 16,758         | 2,076,803                 | 29,064          | 13,960             |
| 2020        | 68,163              | 379,790        | 2,057          | ...            | 1,949,926                 | 26,231          | 13,600             |
| 2020. 1     | 92,778              | 424,244        | 2,673          | 16,536         | 2,211,752                 | 30,728          | 14,154             |
| 2           | 75,158              | 400,490        | 2,370          | 15,315         | 2,035,645                 | 28,122          | 12,959             |
| 3           | 70,516              | 433,670        | 2,483          | 15,081         | 2,007,170                 | 29,747          | 15,094             |
| 4           | 77,585              | 370,822        | 2,115          | 15,459         | 1,867,007                 | 26,503          | 15,727             |
| 5           | 88,821              | 336,333        | 2,465          | 15,643         | 1,771,509                 | 22,725          | 15,890             |
| 6           | 60,688              | 340,158        | 1,719          | 14,606         | 1,622,088                 | 21,660          | 15,762             |
| 7           | 51,594              | 384,008        | 1,933          | 15,149         | 1,670,899                 | 22,329          | 13,081             |
| 8           | 49,730              | 360,503        | 1,734          | 14,339         | 1,811,314                 | 23,081          | 12,565             |
| 9           | 45,686              | 337,960        | 2,243          | 9,449          | 1,886,621                 | 25,670          | 11,545             |
| 10          | 65,803              | 363,768        | 1,771          | 9,629          | 2,130,163                 | 27,839          | 11,175             |
| 11          | 67,386              | 389,329        | 2,205          | 14,591         | 2,131,788                 | 27,762          | 12,971             |
| 12          | 72,204              | 416,199        | 977            | ...            | 2,253,152                 | 28,605          | 12,277             |
| 2021. 1     | 76,952              | 413,870        | 2,126          | 15,409         | 2,318,037                 | 28,360          | 12,806             |
| 2           | 63,869              | 363,615        | 1,782          | 13,489         | 2,110,038                 | 25,600          | 10,018             |
| 3           | ...                 | 398,617        | 1,999          | 14,789         | 2,268,144                 | 28,253          | 13,153             |
| 4           | ...                 | 379,614        | 1,694          | 14,267         | 2,182,175                 | 27,034          | 12,494             |
| 5           | ...                 | 337,376        | 1,987          | ...            | 2,140,712                 | 26,060          | 12,945             |

|             | 멕시코 <sup>2)3)4)</sup><br>Mexico | 미 국<br>U.S.A. | 방글라데시<br>Bangladesh | 베트남<br>Viet Nam | 세르비아<br>Serbia | 스페인<br>Spain | 아일랜드<br>Ireland |
|-------------|---------------------------------|---------------|---------------------|-----------------|----------------|--------------|-----------------|
| 발열량(KJ/ m³) | 44,257                          | 38,304        | 35,064              | 39,021          | 39,021         | 42,530       | 37,604          |
| 2016        | 220,772                         | 2,407,251     | ...                 | ...             | 1,936          | 186          | 9,410           |
| 2017        | 193,187                         | 2,471,903     | 80,726              | 31,444          | 1,780          | 117          | 11,042          |
| 2018        | 184,758                         | 2,785,841     | ...                 | 32,445          | 1,645          | 300          | 10,591          |
| 2019        | 186,561                         | 3,079,962     | 76,912              | 32,466          | 1,551          | 450          | 8,245           |
| 2020        | 184,940                         | 3,026,774     | 72,096              | 29,289          | 1,458          | 162          | 6,369           |
| 2020. 1     | 194,443                         | 3,202,266     | 78,379              | 29,473          | 1,530          | 250          | 7,676           |
| 2           | 173,407                         | 2,983,720     | 74,076              | 30,436          | 1,407          | 178          | 6,907           |
| 3           | 192,151                         | 3,184,207     | 73,262              | 32,458          | 1,532          | 249          | 7,361           |
| 4           | 181,478                         | 3,028,960     | 50,265              | 30,573          | 1,453          | 191          | 6,971           |
| 5           | 173,270                         | 2,956,596     | 66,654              | 30,616          | 1,512          | 174          | 6,556           |
| 6           | 178,734                         | 2,879,294     | 74,846              | 32,575          | 1,429          | 51           | 6,535           |
| 7           | 190,441                         | 3,022,901     | 76,150              | 31,997          | 1,511          | 8            | 6,392           |
| 8           | 191,141                         | 3,038,675     | 72,340              | 28,485          | 1,480          | 79           | 6,216           |
| 9           | 185,200                         | 2,915,572     | 73,967              | 26,526          | 1,435          | 241          | 4,564           |
| 10          | 191,451                         | 2,995,052     | 75,079              | 25,824          | 1,460          | 201          | 5,647           |
| 11          | 179,298                         | 2,997,795     | 73,738              | 25,574          | 1,363          | 135          | 5,697           |
| 12          | 188,266                         | 3,116,249     | 76,391              | 26,924          | 1,378          | 182          | 5,909           |
| 2021. 1     | 188,343                         | 3,115,099     | 76,410              | 24,193          | 1,366          | 172          | 5,449           |
| 2           | 170,327                         | 2,625,940     | ...                 | 20,681          | 1,246          | 137          | 5,299           |
| 3           | 187,994                         | 3,109,776     | ...                 | 28,095          | 1,353          | 178          | 5,769           |
| 4           | 175,613                         | 3,014,024     | ...                 | 32,387          | 1,325          | 163          | 5,487           |
| 5           | 183,759                         | 3,013,978     | ...                 | 25,169          | 1,360          | 160          | 4,878           |

주: 1) 천연가스 순생산을 말하며, 연평균 수치는 월별 자료와 에너지통계연감에서 산출  
 2) 월별 자료는 감소분 포함      3) 월별 자료는 재주입 가스 포함      4) 월별 자료는 폐기가스 포함  
 5) 1월과 2월 자료는 두 달 평균 생산을 반영함  
 6) 해외 부문 제외(프랑스령 기아나, 과들루프, 마르티니크, 마요트, 레위니옹)  
 자료: UN 『Monthly Bulletin of Statistics』

## 5. 천연가스 생산(계속) <sup>1)</sup>

### Natural Gas Production (Cont'd)

단위: Terajoules

In terajoules

|                          | 브루나이<br>Brunei Darussalam | 영국<br>United Kingdom | 이탈리아<br>Italy | 인도<br>India | 일본<br>Japan | 중국 <sup>5)</sup><br>China | 체코<br>Czechia |
|--------------------------|---------------------------|----------------------|---------------|-------------|-------------|---------------------------|---------------|
| 발열량(KJ/ m <sup>3</sup> ) | 39,021                    | 39,211               | 37,306        | 38,586      | 41,023      | 38,931                    | 39,021        |
| 2016                     | 43,141                    | 138,692              | 18,361        | 100,903     | 9,415       | 443,286                   | 629           |
| 2017                     | 42,850                    | 139,494              | 17,590        | 104,964     | 10,283      | 480,019                   | 664           |
| 2018                     | 42,217                    | 135,602              | 17,307        | 104,691     | 9,254       | 513,824                   | 635           |
| 2019                     | 43,264                    | 131,700              | 15,402        | 103,675     | 8,629       | 561,417                   | 614           |
| 2020                     | 42,136                    | 131,500              | 12,484        | 91,443      | 7,847       | 617,932                   | 573           |
| 2020. 1                  | 47,639                    | 146,902              | 13,869        | 100,408     | 8,980       | 611,411                   | 626           |
| 2                        | 37,878                    | 132,888              | 13,144        | 90,156      | 8,510       | 611,411                   | 532           |
| 3                        | 44,830                    | 135,790              | 13,678        | 92,878      | 8,829       | 656,377                   | 586           |
| 4                        | 41,269                    | 140,474              | 12,497        | 83,253      | 7,987       | 628,346                   | 568           |
| 5                        | 42,814                    | 144,126              | 12,915        | 88,596      | 7,624       | 620,560                   | 571           |
| 6                        | 46,338                    | 132,109              | 12,078        | 89,514      | 7,316       | 591,362                   | 609           |
| 7                        | 38,583                    | 134,726              | 12,649        | 94,115      | 7,200       | 554,377                   | 578           |
| 8                        | 47,733                    | 112,490              | 11,354        | 93,668      | 7,635       | 553,210                   | 553           |
| 9                        | 34,871                    | 103,469              | 11,468        | 88,346      | 6,831       | 568,003                   | 532           |
| 10                       | 41,773                    | 133,779              | 11,888        | 93,174      | 7,340       | 635,354                   | 542           |
| 11                       | 38,813                    | 124,531              | 11,811        | 89,799      | 7,312       | 656,377                   | 577           |
| 12                       | 43,091                    | 136,711              | 12,459        | 93,407      | 8,599       | 728,399                   | 599           |
| 2021. 1                  | 44,925                    | 125,319              | 12,306        | 98,249      | 8,869       | 735,684                   | 548           |
| 2                        | 45,570                    | 105,894              | 11,163        | 88,870      | 8,381       | 620,283                   | 523           |
| 3                        | 35,387                    | 127,256              | 12,230        | 103,453     | 8,834       | 719,056                   | 586           |
| 4                        | 34,715                    | 93,723               | 10,554        | 102,135     | 8,089       | 656,377                   | 571           |
| 5                        | 42,495                    | 92,790               | 8,134         | 105,530     | 7,169       | 657,155                   | 587           |

|                          | 캐나다 <sup>2)3)4)</sup><br>Canada | 크로아티아<br>Croatia | 태국<br>Thailand | 폴란드<br>Poland | 프랑스 <sup>6)</sup><br>France | 헝가리<br>Hungary |
|--------------------------|---------------------------------|------------------|----------------|---------------|-----------------------------|----------------|
| 발열량(KJ/ m <sup>3</sup> ) | 38,550                          | 38,000           | 37,258         | 28,811        | 39,205                      | 32,456         |
| 2016                     | 513,533                         | 5,613            | 99,450         | 13,773        | 120                         | 5,545          |
| 2017                     | 534,169                         | 5,072            | 96,443         | 13,468        | 158                         | 5,462          |
| 2018                     | 554,881                         | 4,247            | 92,429         | 13,224        | 219                         | 5,639          |
| 2019                     | 550,851                         | 3,554            | 95,503         | 13,288        | 381                         | 5,119          |
| 2020                     | 536,281                         | 2,940            | 88,087         | 13,096        | 647                         | 5,070          |
| 2020. 1                  | 558,592                         | 3,217            | 93,686         | 14,177        | 519                         | 5,443          |
| 2                        | 533,679                         | 3,121            | 91,979         | 13,290        | 509                         | 5,148          |
| 3                        | 565,704                         | 3,272            | 96,116         | 14,087        | 583                         | 5,287          |
| 4                        | 535,773                         | 3,108            | 81,118         | 13,357        | 580                         | 5,126          |
| 5                        | 542,808                         | 3,132            | 79,170         | 11,366        | 600                         | 5,050          |
| 6                        | 516,461                         | 2,991            | 79,359         | 11,385        | 583                         | 4,900          |
| 7                        | 523,838                         | 3,047            | 82,819         | 13,501        | 614                         | 4,944          |
| 8                        | 521,808                         | 2,968            | 88,152         | 13,363        | 614                         | 5,048          |
| 9                        | 499,686                         | 1,957            | 92,346         | 11,781        | 610                         | 4,924          |
| 10                       | 540,880                         | 2,921            | 92,065         | 13,669        | 771                         | 5,173          |
| 11                       | 538,366                         | 2,813            | 91,038         | 13,296        | 837                         | 4,840          |
| 12                       | 557,778                         | 2,738            | 89,197         | 13,881        | 945                         | 4,955          |
| 2021. 1                  | 557,011                         | 2,798            | 92,002         | 13,847        | 973                         | 4,931          |
| 2                        | 499,797                         | 2,523            | 92,383         | 12,379        | 902                         | 4,321          |
| 3                        | 565,624                         | 2,791            | 94,583         | 13,634        | 1,099                       | 4,789          |
| 4                        | 544,145                         | 2,663            | 91,270         | 13,102        | 1,089                       | 4,489          |
| 5                        | ...                             | 2,736            | ...            | 11,370        | 1,155                       | 4,219          |

## 6. 원유 생산량 <sup>1)</sup>

### Crude Oil Production

단위: 천 M/T

In thousand M/T

|         | 네덜란드<br>Netherlands | 노르웨이<br>Norway | 뉴질랜드 <sup>2)</sup><br>New Zealand | 덴마크<br>Denmark | 러시아<br>Russian Federation | 그리스<br>Greece | 멕시코<br>Mexico | 미 국<br>U.S.A. |
|---------|---------------------|----------------|-----------------------------------|----------------|---------------------------|---------------|---------------|---------------|
| 가중치     | 0.920               | 0.810          | 0.775                             | 0.820          | 0.877                     | 0.880         | 0.896         | 0.869         |
| 2016    | 77                  | 6,673          | 130                               | 586            | 42,995                    | 13            | 9,329         | 37,216        |
| 2017    | 77                  | 6,548          | 118                               | 561            | 42,884                    | 12            | 8,441         | 39,304        |
| 2018    | 76                  | 6,132          | 90                                | 472            | 43,553                    | 17            | 7,926         | 46,071        |
| 2019    | 64                  | 5,814          | 90                                | 418            | 43,965                    | 14            | 7,270         | 51,451        |
| 2020    | 62                  | 6,995          | 69                                | 293            | 39,855                    | 8             | 7,196         | 47,661        |
| 2020. 1 | 64                  | 6,990          | 79                                | 349            | 44,816                    | 9             | 7,612         | 54,635        |
| 2       | 60                  | 6,810          | 75                                | 313            | 41,842                    | 10            | 6,895         | 49,312        |
| 3       | 65                  | 7,223          | 68                                | 314            | 44,762                    | 10            | 7,705         | 54,559        |
| 4       | 64                  | 7,202          | 65                                | 276            | 43,739                    | 10            | 7,350         | 49,785        |
| 5       | 49                  | 7,319          | 69                                | 324            | 37,078                    | 8             | 7,211         | 42,915        |
| 6       | 55                  | 6,288          | 68                                | 262            | 35,821                    | 7             | 6,858         | 43,286        |
| 7       | 62                  | 7,358          | 67                                | 299            | 37,100                    | 7             | 7,043         | 47,001        |
| 8       | 61                  | 7,154          | 68                                | 294            | 38,990                    | 7             | 7,206         | 45,335        |
| 9       | 63                  | 6,063          | 66                                | 275            | 37,912                    | 6             | 7,021         | 45,061        |
| 10      | 60                  | 6,823          | 68                                | 298            | 39,133                    | 5             | 7,184         | 44,714        |
| 11      | 66                  | 7,070          | 63                                | 263            | 37,952                    | 7             | 6,978         | 47,836        |
| 12      | 77                  | 7,637          | 73                                | 253            | 39,121                    | 7             | 7,286         | 47,495        |
| 2021. 1 | 77                  | 7,586          | 74                                | 274            | 39,865                    | 7             | 7,290         | 47,357        |
| 2       | 68                  | 6,811          | 70                                | 223            | 35,744                    | 6             | 6,656         | 37,850        |
| 3       | 71                  | 7,469          | 65                                | 262            | 40,213                    | 7             | 7,493         | 47,907        |
| 4       | 87                  | 6,998          | 71                                | 269            | 39,696                    | 7             | 7,234         | 45,391        |
| 5       | 87                  | 6,879          | 72                                | 127            | 40,995                    | 6             | 7,453         | 46,925        |

|         | 이 란<br>Iran Islamic<br>Republic of | 이집트<br>Egypt | 이탈리아<br>Italy | 인 도<br>India | 인도네시아<br>Indonesia | 일 본<br>Japan | 중 국 <sup>3)</sup><br>China | 캐나다 <sup>4)</sup><br>Canada |
|---------|------------------------------------|--------------|---------------|--------------|--------------------|--------------|----------------------------|-----------------------------|
| 가중치     | 0.860                              | 0.908        | 0.920         | 0.840        | 0.848              | 0.850        | 0.860                      | 0.847                       |
| 2016    | 15,152                             | 2,844        | 316           | 3,004        | ...                | 39           | 16,632                     | 14,798                      |
| 2017    | ...                                | ...          | 345           | 2,991        | 3,309              | 40           | 15,992                     | 15,921                      |
| 2018    | ...                                | 2,774        | 399           | 2,891        | 3,178              | 35           | 15,720                     | 17,144                      |
| 2019    | ...                                | 2,690        | 346           | 2,717        | 3,042              | 37           | 15,939                     | 17,417                      |
| 2020    | ...                                | ...          | 449           | 2,577        | 2,948              | 36           | 16,249                     | 16,557                      |
| 2020. 1 | ...                                | 2,630        | 403           | 2,697        | 3,061              | 39           | 16,404                     | 18,275                      |
| 2       | ...                                | ...          | 425           | 2,399        | 2,872              | 36           | 15,598                     | 17,328                      |
| 3       | ...                                | ...          | 428           | 2,697        | 3,065              | 37           | 16,563                     | 18,176                      |
| 4       | ...                                | 2,574        | 399           | 2,526        | 2,934              | 35           | 15,875                     | 15,240                      |
| 5       | ...                                | 2,642        | 412           | 2,602        | 2,976              | 35           | 16,456                     | 14,744                      |
| 6       | ...                                | 2,591        | 410           | 2,527        | 2,888              | 37           | 16,242                     | 15,207                      |
| 7       | ...                                | 2,623        | 465           | 2,634        | 2,967              | 37           | 16,463                     | 15,671                      |
| 8       | ...                                | 2,598        | 491           | 2,749        | 2,977              | 38           | 16,651                     | 15,529                      |
| 9       | ...                                | 2,447        | 453           | 2,487        | 2,764              | 34           | 16,096                     | 15,454                      |
| 10      | ...                                | 2,304        | 515           | 2,568        | 2,974              | 36           | 16,412                     | 16,730                      |
| 11      | ...                                | 2,391        | 488           | 2,486        | 2,964              | 32           | 15,965                     | 17,521                      |
| 12      | ...                                | 2,490        | 503           | 2,556        | 2,931              | 38           | 16,268                     | 18,805                      |
| 2021. 1 | ...                                | 2,487        | 431           | 2,573        | 2,888              | 38           | 16,279                     | 18,613                      |
| 2       | ...                                | 2,229        | 406           | 2,322        | 2,576              | 36           | 15,803                     | 16,060                      |
| 3       | ...                                | 2,488        | 531           | 2,613        | 2,843              | 39           | 17,094                     | 18,126                      |
| 4       | ...                                | ...          | 439           | 2,493        | 2,680              | 37           | 16,407                     | 16,192                      |
| 5       | ...                                | ...          | 428           | 2,438        | 2,726              | 33           | 17,028                     | ...                         |

주: 1) 연간자료는 연평균 또는 기준월 수치임

2) 응축원유만 포함 3) 1월과 2월 자료는 두 달 평균 생산을 반영함 4) 타르모래의 원유 포함(합성원유) 5) 액화천연가스 포함

6) 점유율을 기반으로 중립지대 포함 7) 해외 부문 제외(프랑스령 기아나, 과들루프, 마르티니크, 마요트, 레위니옹)

자료: UN 『Monthly Bulletin of Statistics』

## 6. 원유 생산량(계속) <sup>1)</sup>

### Crude Oil Production (Cont'd)

단위: 천 M/T

In thousand M/T

|         | 베트남<br>Viet Nam | 사우디아라비아 <sup>6)</sup><br>Saudi Arabia | 스페인<br>Spain | 에콰도르 <sup>5)</sup><br>Ecuador | 영국<br>United Kingdom | 오스트리아<br>Austria | 우크라이나<br>Ukraine |
|---------|-----------------|---------------------------------------|--------------|-------------------------------|----------------------|------------------|------------------|
| 가중치     | 0.860           | 0.859                                 | 0.840        | 0.900                         | 0.843                | 0.890            | 0.856            |
| 2016    | 1,267           | 43,567                                | 12           | 2,393                         | 3,692                | 64               | 187              |
| 2017    | 1,130           | 41,331                                | 10           | 2,308                         | 3,599                | ...              | 180              |
| 2018    | 1,005           | 42,853                                | 7            | 2,247                         | 3,987                | 57               | 190              |
| 2019    | 904             | 40,739                                | 3            | 2,307                         | 4,112                | 54               | 203              |
| 2020    | 798             | 38,372                                | 2            | ...                           | 3,805                | 47               | 200              |
| 2020. 1 | 858             | 41,266                                | 3            | ...                           | 4,387                | 53               | 212              |
| 2       | 820             | 38,746                                | 6            | ...                           | 4,022                | 50               | 199              |
| 3       | 860             | 41,202                                | 6            | ...                           | 3,895                | 11               | 209              |
| 4       | 827             | 49,189                                | 2            | ...                           | 4,193                | 47               | 201              |
| 5       | 797             | 35,923                                | 1            | ...                           | 3,913                | 51               | 205              |
| 6       | 777             | 30,660                                | 2            | ...                           | 3,957                | 49               | 191              |
| 7       | 770             | 35,894                                | 2            | ...                           | 3,814                | 52               | 199              |
| 8       | 780             | 38,031                                | 1            | ...                           | 3,238                | 50               | 202              |
| 9       | 736             | 36,796                                | 1            | ...                           | 3,236                | 47               | 193              |
| 10      | 763             | 37,989                                | 1            | ...                           | 3,573                | 52               | 200              |
| 11      | 759             | 36,755                                | 1            | ...                           | 3,434                | 48               | 192              |
| 12      | 830             | 38,014                                | 1            | ...                           | 3,995                | 50               | 199              |
| 2021. 1 | 770             | 38,535                                | 1            | ...                           | 3,810                | 48               | 199              |
| 2       | 716             | 31,151                                | 1            | ...                           | 3,213                | 43               | 178              |
| 3       | 740             | 34,450                                | 1            | ...                           | 3,809                | 51               | 197              |
| 4       | 780             | 33,322                                | 1            | ...                           | 2,831                | 46               | 192              |
| 5       | 734             | 36,169                                | 1            | ...                           | 3,123                | 48               | 203              |

|         | 쿠웨이트 <sup>6)</sup><br>Kuwait | 태국<br>Thailand | 터키<br>Turkey | 파키스탄<br>Pakistan | 페루<br>Peru | 폴란드<br>Poland | 프랑스 <sup>7)</sup><br>France | 헝가리<br>Hungary |
|---------|------------------------------|----------------|--------------|------------------|------------|---------------|-----------------------------|----------------|
| 가중치     | 0.866                        | 0.920          | 0.880        | 0.839            | 0.922      | 0.940         | 0.860                       | 0.830          |
| 2016    | ...                          | 1,075          | 224          | ...              | 180        | 83            | 68                          | 58             |
| 2017    | 11,345                       | 997            | ...          | ...              | 194        | 83            | 63                          | 59             |
| 2018    | 11,481                       | 936            | ...          | ...              | ...        | 84            | 65                          | 66             |
| 2019    | 11,234                       | 942            | 257          | ...              | ...        | 81            | 60                          | 73             |
| 2020    | ...                          | 842            | 268          | ...              | 177        | 78            | 54                          | 68             |
| 2020. 1 | 11,374                       | 937            | 230          | ...              | 272        | 88            | 60                          | 67             |
| 2       | ...                          | 883            | 268          | ...              | 260        | 79            | 59                          | 67             |
| 3       | ...                          | 950            | 252          | 331              | 230        | 85            | 60                          | 76             |
| 4       | ...                          | 844            | 257          | ...              | 201        | 81            | 39                          | 63             |
| 5       | ...                          | 833            | 265          | ...              | 143        | 82            | 41                          | 68             |
| 6       | ...                          | 770            | 278          | ...              | 132        | 60            | 51                          | 68             |
| 7       | ...                          | 822            | 270          | ...              | 158        | 83            | 57                          | 71             |
| 8       | ...                          | 844            | 277          | ...              | 142        | 84            | 59                          | 73             |
| 9       | ...                          | 842            | 272          | ...              | 128        | 54            | 58                          | 68             |
| 10      | ...                          | 832            | 284          | 309              | 172        | 81            | 49                          | 67             |
| 11      | 9,497                        | 783            | 277          | ...              | 147        | 79            | 56                          | 62             |
| 12      | 9,813                        | 762            | 288          | ...              | 144        | 82            | 57                          | 68             |
| 2021. 1 | 9,941                        | 793            | 276          | ...              | 161        | 80            | 58                          | 69             |
| 2       | 8,995                        | 725            | 287          | 291              | ...        | 72            | 52                          | 64             |
| 3       | 9,950                        | 802            | 269          | ...              | 158        | 80            | 57                          | 72             |
| 4       | 9,629                        | 758            | 285          | ...              | 160        | 76            | 55                          | 69             |
| 5       | 10,070                       | ...            | 293          | ...              | 187        | 76            | 57                          | 76             |

### Ⅲ. 광업 · 제조업

MINING AND MANUFACTURING

1. 광업·제조업 생산지수(건설업제외) ..... 32
2. 광업·제조업 생산지수(제조업) ..... 35
3. 임금지수(제조업) ..... 38

[illegible][illegible]

(%) (전년동월비)

| 연월     | 한국 (%) | 미국 (%) | 영국 (%) | 일본 (%) |
|--------|--------|--------|--------|--------|
| 2020.7 | 2.9    | 2.9    | -1.4   | -5.4   |
| 8      | 2.8    | 2.8    | -0.2   | -4.5   |
| 9      | 2.8    | 3.5    | 0.5    | -2.5   |
| 10     | 2.8    | 3.0    | 0.8    | -1.8   |
| 11     | 2.8    | 3.0    | 3.0    | -4.2   |
| 12     | 2.8    | 2.8    | 2.0    | -5.2   |
| 2021.1 | 3.5    | 3.5    | 1.8    | 0.8    |
| 2      | 3.5    | 3.5    | 1.8    | -0.2   |
| 3      | 7.0    | 3.2    | 2.2    | 1.8    |
| 4      | 6.8    | 3.2    | 7.0    | 2.5    |
| 5      | 6.5    | 3.8    | 6.5    | 2.8    |
| 6      | 5.1    | 5.1    | 5.1    | 2.8    |

# 1. 광업·제조업 생산지수(건설업제외)

## Mining and Manufacturing Production Indices (Excluding Construction)

2015=100

|         | 한 국<br>Korea |       | 그리스 <sup>1)</sup><br>Greece |       | 네덜란드<br>Netherlands |       | 노르웨이<br>Norway |      | 덴마크<br>Denmark |       |
|---------|--------------|-------|-----------------------------|-------|---------------------|-------|----------------|------|----------------|-------|
|         | 전년(동월)비      |       | 전년(동월)비                     |       | 전년(동월)비             |       | 전년(동월)비        |      | 전년(동월)비        |       |
| 2015    | 100.0        | -0.3  | 100.0                       | 1.0   | 100.0               | -3.4  | 100.0          | 1.5  | 100.0          | 0.1   |
| 2016    | 102.2        | 2.2   | 102.6                       | 2.6   | 101.4               | 1.4   | 98.8           | -1.2 | 104.2          | 4.2   |
| 2017    | 104.8        | 2.5   | 106.9                       | 4.1   | 102.5               | 1.1   | 98.5           | -0.3 | 106.3          | 2.0   |
| 2018    | 106.3        | 1.4   | 108.8                       | 1.8   | 103.1               | 0.7   | 96.7           | -1.8 | 108.4          | 2.0   |
| 2019    | 106.7        | 0.4   | ...                         | ...   | 102.4               | -0.8  | 92.5           | -4.4 | 111.3          | 2.7   |
| 2020    | 106.3        | -0.4  | ...                         | ...   | 99.0                | -3.3  | 99.3           | 7.4  | 105.2          | -5.5  |
| 2020. 1 | 102.2        | -3.3  | 110.8                       | -0.1  | 103.5               | -0.6  | 104.5          | 2.4  | 108.9          | -3.4  |
| 2       | 99.7         | 11.0  | 106.8                       | -2.8  | 99.7                | 1.6   | 101.5          | 11.7 | 106.3          | 1.2   |
| 3       | 113.6        | 7.0   | 107.7                       | 0.0   | 106.9               | 0.7   | 107.4          | 11.2 | 116.1          | -2.7  |
| 4       | 101.6        | -5.2  | 97.4                        | -10.7 | 93.2                | -9.0  | 98.1           | 9.2  | 98.6           | -9.1  |
| 5       | 96.8         | -10.9 | 99.5                        | -7.9  | 92.7                | -12.0 | 95.7           | 6.1  | 97.4           | -18.5 |
| 6       | 104.3        | -1.3  | 102.7                       | -4.8  | 96.1                | -3.7  | 91.7           | 9.0  | 104.2          | -1.1  |
| 7       | 107.4        | -2.9  | 106.5                       | -0.2  | 96.0                | -4.2  | 94.5           | 11.7 | 88.5           | -13.1 |
| 8       | 99.6         | -3.7  | 105.2                       | -3.6  | 87.6                | -5.7  | 98.0           | 11.5 | 98.5           | -7.6  |
| 9       | 112.1        | 7.3   | 107.2                       | -2.3  | 101.0               | -3.2  | 92.6           | 11.3 | 115.2          | -1.5  |
| 10      | 109.0        | -2.8  | 104.3                       | -3.2  | 105.0               | -4.3  | 99.5           | 0.6  | 108.2          | -10.3 |
| 11      | 111.5        | 0.1   | 110.9                       | 8.8   | 103.7               | -2.1  | 102.2          | 0.8  | 113.0          | 0.9   |
| 12      | 118.1        | 2.6   | 110.7                       | 4.2   | 102.3               | 2.9   | 106.0          | 5.9  | 107.4          | -0.1  |
| 2021. 1 | 110.2        | 7.8   | 114.5                       | 3.3   | 98.6                | -4.7  | 107.3          | 2.7  | 108.4          | -0.5  |
| 2       | 100.5        | 0.8   | 111.6                       | 4.5   | 95.0                | -4.7  | 98.3           | -3.1 | 103.5          | -2.6  |
| 3       | 118.8        | 4.6   | 114.0                       | 5.8   | 111.4               | 4.2   | 106.1          | -1.2 | 123.0          | 5.9   |
| 4       | 114.0        | 12.2  | 118.8                       | 21.9  | 101.1               | 8.5   | 98.7           | 0.6  | 105.6          | 7.1   |
| 5       | 110.8        | 14.5  | 113.2                       | 13.8  | 99.9                | 7.8   | 95.4           | -0.2 | 107.3          | 10.2  |
| 6       | 116.3        | 11.5  | ...                         | ...   | ...                 | ...   | 95.7           | 4.3  | 110.8          | 6.3   |

|         | 독 일<br>Germany |       | 라트비아<br>Latvia |       | 러시아<br>Russia |      | 미 국<br>U.S.A. |       | 벨기에<br>Belgium |       |
|---------|----------------|-------|----------------|-------|---------------|------|---------------|-------|----------------|-------|
|         | 전년(동월)비        |       | 전년(동월)비        |       | 전년(동월)비       |      | 전년(동월)비       |       | 전년(동월)비        |       |
| 2015    | 100.0          | 1.1   | 100.0          | 3.6   | 100.0         | 5.3  | 100.0         | -1.4  | 100.0          | -0.7  |
| 2016    | 101.5          | 1.5   | 105.4          | 5.4   | 101.9         | 1.9  | 97.8          | -2.2  | 104.5          | 4.5   |
| 2017    | 104.5          | 2.9   | 114.2          | 8.4   | 105.7         | 3.7  | 99.1          | 1.3   | 107.2          | 2.6   |
| 2018    | 105.7          | 1.2   | 115.9          | 1.5   | 109.4         | 3.5  | 102.3         | 3.2   | 108.7          | 1.4   |
| 2019    | 101.2          | -4.2  | 117.0          | 1.0   | 113.1         | 3.4  | 101.4         | -0.8  | 114.0          | 4.8   |
| 2020    | 91.5           | -9.6  | 115.3          | -1.4  | 110.1         | -2.7 | 94.1          | -7.2  | 109.9          | -3.5  |
| 2020. 1 | 94.3           | -4.1  | 92.5           | -4.1  | 106.6         | 1.2  | 100.0         | -2.2  | 112.0          | 0.7   |
| 2       | 97.0           | -3.2  | 101.4          | 1.9   | 107.0         | 4.5  | 100.5         | -1.1  | 110.5          | 2.6   |
| 3       | 99.6           | -8.6  | 112.7          | -1.4  | 114.9         | 2.1  | 96.6          | -5.3  | 116.1          | -0.9  |
| 4       | 70.6           | -30.4 | 102.1          | -9.2  | 104.7         | -4.7 | 81.4          | -18.4 | 92.3           | -20.1 |
| 5       | 76.1           | -28.3 | 108.9          | -10.1 | 98.6          | -8.0 | 84.0          | -16.2 | 102.9          | -11.0 |
| 6       | 90.1           | -6.9  | 122.5          | 1.9   | 101.7         | -7.3 | 91.7          | -10.9 | 110.4          | -6.6  |
| 7       | 93.3           | -11.2 | 119.7          | 0.4   | 105.2         | -6.1 | 94.0          | -6.8  | 103.7          | -3.3  |
| 8       | 81.1           | -14.1 | 121.9          | -5.0  | 108.9         | -4.4 | 97.3          | -6.3  | 100.4          | -6.4  |
| 9       | 99.0           | -5.3  | 124.6          | -0.7  | 110.3         | -4.0 | 94.9          | -7.1  | 117.2          | -1.5  |
| 10      | 101.0          | -3.6  | 127.0          | -3.0  | 115.2         | -5.7 | 95.9          | -4.6  | 123.9          | 2.3   |
| 11      | 103.5          | -1.1  | 124.6          | 3.1   | 116.5         | -1.5 | 95.8          | -4.8  | 117.0          | 3.4   |
| 12      | 92.4           | 3.2   | 125.8          | 9.3   | 131.7         | 2.1  | 97.4          | -3.2  | 113.1          | -1.1  |
| 2021. 1 | 85.2           | -9.7  | 91.4           | -1.2  | 104.6         | -1.9 | 98.7          | -1.2  | 113.4          | 1.2   |
| 2       | 92.1           | -5.1  | 102.2          | 0.8   | 103.6         | -3.2 | 95.9          | -4.6  | 113.9          | 3.1   |
| 3       | 109.5          | 9.9   | 120.6          | 7.0   | 117.6         | 2.3  | 98.3          | 1.7   | 135.9          | 17.1  |
| 4       | 95.4           | 35.1  | 123.2          | 20.7  | 112.8         | 7.7  | 96.6          | 18.7  | 125.5          | 36.0  |
| 5       | 91.7           | 20.5  | 123.0          | 12.9  | 110.9         | 12.5 | 97.6          | 16.3  | 123.0          | 19.5  |
| 6       | ...            | ...   | 131.8          | 7.6   | 112.3         | 10.4 | 100.6         | 9.7   | 139.9          | 26.7  |

주: 1) 계절조정

자료: 통계청 『광공·제조업동향조사』, OECD 『Main Economic Indicators』





# 1. 광업·제조업 생산지수(건설업제외)(계속)

## Mining and Manufacturing Production Indices (Excluding Construction)(Cont'd)

2015=100

|         | 일 본<br>Japan |       | 체 코 <sup>1)</sup><br>Czechia |       | 칠 레<br>Chile |       | 캐나다<br>Canada |       | 터 키<br>Turkey |       |
|---------|--------------|-------|------------------------------|-------|--------------|-------|---------------|-------|---------------|-------|
|         | 전년(동월)비      |       | 전년(동월)비                      |       | 전년(동월)비      |       | 전년(동월)비       |       | 전년(동월)비       |       |
| 2015    | 100.0        | -1.3  | 100.0                        | 4.3   | 100.0        | 0.7   | 100.0         | -0.4  | 100.0         | 6.1   |
| 2016    | 100.1        | 0.1   | 103.4                        | 3.4   | 100.1        | 0.1   | 100.1         | 0.1   | 103.4         | 3.4   |
| 2017    | 102.9        | 2.8   | 110.1                        | 6.5   | 99.1         | -1.0  | 104.9         | 4.8   | 112.8         | 9.1   |
| 2018    | 104.0        | 1.1   | 113.5                        | 3.0   | 101.9        | 2.8   | 109.5         | 4.4   | 114.0         | 1.1   |
| 2019    | 101.0        | -2.9  | 113.2                        | -0.2  | 102.8        | 0.9   | 109.5         | -0.0  | 113.3         | -0.6  |
| 2020    | 91.1         | -9.8  | 105.1                        | -7.2  | 100.5        | -2.3  | 100.7         | -8.0  | 115.8         | 2.2   |
| 2020. 1 | 94.4         | -2.8  | 112.6                        | -0.5  | 106.6        | 3.3   | 109.9         | 0.6   | 108.7         | 7.6   |
| 2       | 95.1         | -5.4  | 113.5                        | 0.4   | 100.9        | 3.1   | 113.5         | 1.1   | 111.4         | 11.3  |
| 3       | 104.8        | -5.2  | 99.9                         | -12.1 | 111.9        | 1.0   | 105.4         | -6.6  | 114.0         | -1.0  |
| 4       | 85.5         | -14.8 | 75.6                         | -34.3 | 97.3         | -6.4  | 86.2          | -20.4 | 78.2          | -31.2 |
| 5       | 72.1         | -25.9 | 89.6                         | -23.6 | 91.9         | -14.2 | 89.6          | -17.2 | 84.1          | -30.5 |
| 6       | 83.0         | -17.6 | 102.0                        | -9.5  | 88.9         | -8.4  | 96.0          | -12.6 | 114.1         | 17.6  |
| 7       | 90.4         | -15.3 | 107.2                        | -4.8  | 94.2         | -7.4  | 96.3          | -8.1  | 119.6         | -0.7  |
| 8       | 81.8         | -12.9 | 109.8                        | -2.6  | 95.8         | -7.9  | 98.7          | -9.3  | 115.2         | 16.2  |
| 9       | 95.4         | -8.8  | 111.5                        | -1.5  | 97.0         | 5.6   | 101.1         | -7.4  | 133.1         | 11.4  |
| 10      | 96.5         | -3.3  | 113.8                        | 1.2   | 107.7        | 6.2   | 101.0         | -8.1  | 135.0         | 9.7   |
| 11      | 95.0         | -3.9  | 113.8                        | 2.2   | 105.0        | -1.2  | 107.2         | -5.2  | 131.5         | 8.7   |
| 12      | 98.7         | -2.4  | 113.5                        | 2.8   | 108.5        | 0.4   | 103.9         | -3.2  | 144.7         | 12.3  |
| 2021. 1 | 90.3         | -4.3  | 112.6                        | 0.0   | 102.0        | -4.3  | 107.7         | -2.0  | 116.7         | 7.4   |
| 2       | 93.2         | -2.0  | 110.8                        | -2.4  | 100.5        | -0.4  | 108.7         | -4.2  | 117.9         | 5.8   |
| 3       | 108.1        | 3.1   | 113.9                        | 14.0  | 116.4        | 4.0   | 108.7         | 3.2   | 137.1         | 20.3  |
| 4       | 98.0         | 14.6  | 116.1                        | 53.6  | 103.0        | 5.8   | 102.4         | 18.8  | 129.4         | 65.5  |
| 5       | 86.4         | 19.8  | 111.9                        | 24.9  | 100.0        | 8.8   | 102.8         | 14.7  | 117.3         | 39.5  |
| 6       | 100.6        | 21.2  | 113.0                        | 10.8  | 101.9        | 14.6  | ...           | ...   | ...           | ...   |

|         | 포르투갈<br>Portugal |       | 폴란드<br>Poland |       | 프랑스<br>France |       | 핀란드<br>Finland |      | 헝가리<br>Hungary |       |
|---------|------------------|-------|---------------|-------|---------------|-------|----------------|------|----------------|-------|
|         | 전년(동월)비          |       | 전년(동월)비       |       | 전년(동월)비       |       | 전년(동월)비        |      | 전년(동월)비        |       |
| 2015    | 100.0            | 2.0   | 100.0         | 4.9   | 100.0         | 1.7   | 100.0          | -0.9 | 100.0          | 7.4   |
| 2016    | 102.4            | 2.4   | 102.8         | 2.8   | 100.5         | 0.5   | 104.2          | 4.2  | 101.0          | 1.0   |
| 2017    | 106.0            | 3.5   | 109.6         | 6.6   | 102.5         | 2.0   | 107.5          | 3.2  | 105.6          | 4.6   |
| 2018    | 106.2            | 0.1   | 116.1         | 5.9   | 103.2         | 0.7   | 111.2          | 3.5  | 109.3          | 3.5   |
| 2019    | 103.9            | -2.2  | 120.9         | 4.2   | 103.6         | 0.3   | 113.0          | 1.6  | 115.5          | 5.6   |
| 2020    | 96.2             | -7.3  | 119.4         | -1.3  | 92.7          | -10.5 | 109.7          | -3.0 | 108.5          | -6.0  |
| 2020. 1 | 108.3            | 2.5   | 119.1         | 0.9   | 104.7         | -3.3  | 106.6          | -2.7 | 114.2          | 2.9   |
| 2       | 103.9            | 1.6   | 121.8         | 4.8   | 101.8         | -1.8  | 101.6          | -1.1 | 117.3          | 4.3   |
| 3       | 99.7             | -6.7  | 124.4         | -2.6  | 93.9          | -15.8 | 123.6          | 4.7  | 114.9          | -5.7  |
| 4       | 73.1             | -30.3 | 92.1          | -25.1 | 68.4          | -35.1 | 108.9          | -4.1 | 72.2           | -37.0 |
| 5       | 80.3             | -27.9 | 101.8         | -17.2 | 74.4          | -27.9 | 102.0          | -9.2 | 85.4           | -30.7 |
| 6       | 88.8             | -14.9 | 116.0         | 0.3   | 95.0          | -7.4  | 109.5          | -2.7 | 104.7          | -7.4  |
| 7       | 104.0            | -7.9  | 120.0         | 0.9   | 94.7          | -11.0 | 98.5           | -5.8 | 106.2          | -7.7  |
| 8       | 89.2             | 2.4   | 113.0         | 1.3   | 72.3          | -8.2  | 103.4          | -4.9 | 100.2          | -1.8  |
| 9       | 105.7            | 2.7   | 130.7         | 5.7   | 100.4         | -4.2  | 111.3          | -4.4 | 127.6          | 2.3   |
| 10      | 106.7            | 1.1   | 134.8         | 0.8   | 105.0         | -6.9  | 115.0          | -5.0 | 125.9          | -0.3  |
| 11      | 102.5            | -3.0  | 132.6         | 5.3   | 101.7         | -2.9  | 114.6          | -1.2 | 125.5          | 3.5   |
| 12      | 92.6             | -4.3  | 126.4         | 11.2  | 99.8          | -0.9  | 121.0          | 0.2  | 107.4          | 7.6   |
| 2021. 1 | 102.0            | -5.8  | 119.8         | 0.6   | 99.9          | -4.6  | 101.8          | -4.5 | 106.4          | -6.8  |
| 2       | 102.1            | -1.8  | 124.7         | 2.4   | 95.8          | -5.9  | 105.4          | 3.7  | 119.5          | 1.9   |
| 3       | 105.8            | 6.2   | 147.6         | 18.6  | 109.5         | 16.6  | 121.8          | -1.5 | 133.9          | 16.5  |
| 4       | 101.2            | 38.3  | 133.5         | 45.0  | 98.5          | 44.1  | 112.7          | 3.5  | 114.8          | 59.0  |
| 5       | 101.5            | 26.4  | 132.3         | 30.0  | 92.4          | 24.1  | 110.1          | 7.9  | 118.5          | 38.8  |
| 6       | 97.7             | 10.1  | 137.5         | 18.5  | 104.4         | 9.9   | 114.0          | 4.1  | 127.8          | 22.1  |

## 2. 광업·제조업 생산지수(제조업)

### Mining and Manufacturing Production Indices (Manufacturing)

2015=100

|         | 한 국<br>Korea |       | 그리스<br>Greece |       | 네덜란드<br>Netherlands |       | 노르웨이<br>Norway |       | 덴마크<br>Denmark |       |
|---------|--------------|-------|---------------|-------|---------------------|-------|----------------|-------|----------------|-------|
|         | 전년(동월)비      |       | 전년(동월)비       |       | 전년(동월)비             |       | 전년(동월)비        |       | 전년(동월)비        |       |
| 2015    | 100.0        | -0.3  | 100.0         | 1.8   | 100.0               | 0.6   | 100.0          | -3.1  | 100.0          | 1.3   |
| 2016    | 102.3        | 2.3   | 103.2         | 3.2   | 102.9               | 2.9   | 95.4           | -4.6  | 105.3          | 5.3   |
| 2017    | 104.7        | 2.3   | 106.2         | 2.9   | 106.3               | 3.3   | 95.6           | 0.1   | 108.3          | 2.8   |
| 2018    | 106.1        | 1.3   | 109.1         | 2.8   | 109.0               | 2.6   | 96.7           | 1.2   | 112.7          | 4.0   |
| 2019    | 106.6        | 0.5   | 110.2         | 1.0   | 108.4               | -0.5  | 99.2           | 2.6   | 117.6          | 4.3   |
| 2020    | 106.3        | -0.3  | 108.4         | -1.6  | 104.2               | -3.9  | 97.0           | -2.2  | 113.2          | -3.7  |
| 2020. 1 | 101.0        | -3.2  | 100.3         | 4.7   | 108.1               | 1.7   | 103.0          | 0.7   | 112.7          | -3.0  |
| 2       | 98.8         | 11.6  | 106.7         | -1.0  | 104.2               | 0.7   | 98.7           | 2.0   | 111.0          | 3.0   |
| 3       | 113.7        | 7.6   | 116.9         | 1.4   | 113.6               | 1.1   | 104.0          | 1.3   | 124.1          | 1.7   |
| 4       | 101.6        | -5.3  | 101.3         | -12.3 | 95.9                | -12.2 | 89.4           | -4.8  | 106.6          | -6.0  |
| 5       | 97.0         | -11.0 | 105.5         | -9.4  | 94.0                | -15.9 | 91.7           | -11.2 | 104.2          | -17.4 |
| 6       | 104.8        | -1.3  | 113.7         | -0.6  | 101.6               | -4.4  | 99.0           | -0.3  | 114.9          | 2.5   |
| 7       | 107.9        | -2.6  | 120.1         | 0.1   | 101.8               | -4.5  | 72.5           | -6.1  | 94.6           | -12.2 |
| 8       | 99.3         | -3.8  | 99.5          | -0.9  | 91.4                | -5.6  | 95.4           | -5.7  | 108.7          | -5.8  |
| 9       | 113.0        | 7.6   | 111.9         | -3.7  | 109.1               | -3.5  | 106.1          | -0.2  | 127.1          | 0.3   |
| 10      | 109.6        | -2.8  | 105.4         | -2.5  | 112.2               | -5.7  | 107.8          | -5.3  | 117.6          | -10.5 |
| 11      | 111.7        | 0.1   | 109.9         | 7.0   | 111.2               | -2.3  | 104.6          | -1.6  | 122.8          | 1.7   |
| 12      | 117.5        | 2.5   | 110.1         | 0.4   | 108.1               | 5.1   | 92.1           | 4.9   | 114.6          | 2.9   |
| 2021. 1 | 108.7        | 7.6   | 101.8         | 1.5   | 104.1               | -3.7  | 98.6           | -4.3  | 115.2          | 2.2   |
| 2       | 99.7         | 0.9   | 109.5         | 2.6   | 101.0               | -3.1  | 98.2           | -0.6  | 109.5          | -1.4  |
| 3       | 119.0        | 4.7   | 120.9         | 3.4   | 120.2               | 5.8   | 106.5          | 2.4   | 131.8          | 6.2   |
| 4       | 114.6        | 12.8  | 124.6         | 23.0  | 108.4               | 13.0  | 98.2           | 9.9   | 112.9          | 5.9   |
| 5       | 111.4        | 14.8  | 120.7         | 14.4  | 107.4               | 14.3  | 96.2           | 4.9   | 119.1          | 14.3  |
| 6       | 117.2        | 11.8  | ...           | ...   | ...                 | ...   | 107.9          | 9.0   | 123.4          | 7.4   |

|         | 독 일<br>Germany |       | 러시아<br>Russia |      | 룩셈부르크<br>Luxembourg |       | 멕시코<br>Mexico |       | 미 국<br>U.S.A. |       |
|---------|----------------|-------|---------------|------|---------------------|-------|---------------|-------|---------------|-------|
|         | 전년(동월)비        |       | 전년(동월)비       |      | 전년(동월)비             |       | 전년(동월)비       |       | 전년(동월)비       |       |
| 2015    | 100.0          | 1.0   | 100.0         | 6.0  | 100.0               | 1.5   | 100.0         | 2.9   | 100.0         | -0.6  |
| 2016    | 101.4          | 1.4   | 100.9         | 0.9  | 99.9                | -0.1  | 101.6         | 1.6   | 99.2          | -0.8  |
| 2017    | 104.4          | 2.9   | 106.5         | 5.5  | 102.8               | 3.0   | 104.4         | 2.8   | 99.8          | 0.6   |
| 2018    | 105.5          | 1.1   | 110.0         | 3.3  | 103.2               | 0.4   | 106.3         | 1.8   | 101.2         | 1.3   |
| 2019    | 100.9          | -4.3  | 113.9         | 3.5  | 101.2               | -1.9  | 106.6         | 0.3   | 99.1          | -2.0  |
| 2020    | 91.3           | -9.5  | 114.7         | 0.6  | 89.8                | -11.3 | 96.1          | -9.9  | 92.6          | -6.6  |
| 2020. 1 | 94.1           | -4.1  | 97.1          | 3.9  | 94.0                | -4.1  | 105.5         | -0.7  | 96.6          | -1.7  |
| 2       | 96.7           | -3.2  | 104.0         | 7.3  | 97.4                | -0.8  | 102.4         | -0.5  | 98.3          | -0.9  |
| 3       | 99.3           | -8.5  | 114.7         | 5.7  | 92.4                | -17.7 | 103.4         | -5.4  | 94.7          | -5.5  |
| 4       | 70.6           | -30.2 | 101.0         | -7.7 | 68.1                | -35.5 | 68.0          | -35.0 | 78.6          | -20.4 |
| 5       | 76.0           | -28.2 | 101.4         | -4.6 | 78.1                | -27.2 | 70.3          | -36.8 | 83.0          | -16.0 |
| 6       | 89.9           | -6.7  | 110.8         | -3.2 | 89.0                | -13.0 | 90.3          | -16.0 | 90.8          | -10.3 |
| 7       | 93.0           | -11.3 | 115.1         | -0.3 | 94.3                | -8.7  | 98.8          | -8.7  | 90.8          | -6.4  |
| 8       | 81.1           | -13.9 | 117.9         | 0.2  | 78.2                | -14.8 | 100.5         | -9.3  | 95.5          | -5.2  |
| 9       | 98.7           | -5.2  | 119.7         | -0.2 | 99.8                | -5.6  | 102.9         | -3.1  | 94.4          | -5.3  |
| 10      | 100.7          | -3.6  | 123.7         | -3.8 | 101.6               | -5.7  | 107.9         | -1.3  | 96.7          | -2.5  |
| 11      | 103.2          | -1.0  | 124.3         | 2.8  | 98.1                | 0.8   | 103.5         | -2.2  | 95.9          | -2.9  |
| 12      | 92.2           | 3.1   | 146.6         | 7.9  | 86.4                | 1.2   | 99.6          | 2.5   | 95.3          | -2.3  |
| 2021. 1 | 85.1           | -9.6  | 96.9          | -0.2 | 90.0                | -4.3  | 101.9         | -3.4  | 96.2          | -0.4  |
| 2       | 91.8           | -5.1  | 102.4         | -1.5 | 90.6                | -7.0  | 97.6          | -4.7  | 94.2          | -4.2  |
| 3       | 109.0          | 9.8   | 121.0         | 5.5  | 107.0               | 15.8  | 109.9         | 6.3   | 98.0          | 3.5   |
| 4       | 95.1           | 34.7  | 116.2         | 15.0 | 99.4                | 46.0  | 103.4         | 52.0  | 97.1          | 23.5  |
| 5       | 91.2           | 20.0  | 113.8         | 12.2 | 99.0                | 26.8  | 104.0         | 48.0  | 97.9          | 18.0  |
| 6       | 99.3           | 10.5  | 119.5         | 7.9  | ...                 | ...   | ...           | ...   | 99.9          | 10.0  |

자료: 통계청 『광업·제조업동향조사』, OECD 『Main Economic Indicators』

## 2. 광업·제조업 생산지수(제조업)(계속)

### Mining and Manufacturing Production Indices (Manufacturing)(Cont'd)

2015=100

|       |    | 벨기에<br>Belgium |       | 브라질<br>Brazil |       | 스웨덴<br>Sweden |       | 스페인<br>Spain |       | 슬로바키아<br>Slovak Republic |       |
|-------|----|----------------|-------|---------------|-------|---------------|-------|--------------|-------|--------------------------|-------|
|       |    | 전년(동월)비        |       | 전년(동월)비       |       | 전년(동월)비       |       | 전년(동월)비      |       | 전년(동월)비                  |       |
| 2015  |    | 100.0          | -0.5  | 100.0         | -9.8  | 100.0         | 3.0   | 100.0        | 4.0   | 100.0                    | 6.9   |
| 2016  |    | 102.7          | 2.7   | 94.0          | -6.0  | 102.8         | 2.8   | 102.3        | 2.3   | 105.1                    | 5.1   |
| 2017  |    | 105.6          | 2.9   | 96.1          | 2.2   | 106.9         | 4.0   | 105.5        | 3.1   | 108.3                    | 3.1   |
| 2018  |    | 108.6          | 2.8   | 97.2          | 1.1   | 110.1         | 3.0   | 107.1        | 1.5   | 115.1                    | 6.3   |
| 2019  |    | 111.8          | 2.9   | 97.4          | 0.2   | 112.3         | 2.0   | 107.9        | 0.8   | 114.8                    | -0.3  |
| 2020  |    | 107.8          | -3.6  | 92.9          | -4.6  | 107.7         | -4.1  | 97.1         | -10.1 | 101.5                    | -11.5 |
| 2020. | 1  | 108.7          | 0.4   | 88.9          | 1.5   | 106.8         | -4.1  | 103.7        | -3.5  | 111.7                    | -0.7  |
|       | 2  | 107.7          | 1.4   | 88.6          | -0.4  | 109.5         | -0.4  | 107.2        | 0.1   | 112.5                    | -3.2  |
|       | 3  | 113.6          | -1.6  | 86.9          | -4.3  | 124.5         | 3.0   | 98.3         | -14.2 | 100.3                    | -21.3 |
|       | 4  | 89.9           | -21.5 | 65.0          | -31.8 | 93.2          | -19.5 | 65.6         | -38.4 | 62.8                     | -47.4 |
|       | 5  | 100.4          | -12.5 | 78.6          | -23.7 | 91.5          | -23.4 | 83.4         | -30.4 | 77.8                     | -37.5 |
|       | 6  | 109.4          | -7.4  | 87.0          | -9.7  | 114.0         | -0.3  | 98.0         | -10.1 | 104.9                    | -10.5 |
|       | 7  | 101.3          | -3.4  | 101.4         | -3.2  | 82.6          | -9.1  | 107.5        | -7.2  | 94.9                     | -6.3  |
|       | 8  | 98.6           | -4.6  | 104.8         | -2.5  | 93.9          | -3.9  | 75.7         | -7.0  | 99.7                     | -3.0  |
|       | 9  | 116.4          | 0.4   | 107.4         | 4.8   | 119.7         | 1.3   | 108.2        | -0.3  | 115.9                    | -2.0  |
|       | 10 | 123.1          | 3.7   | 110.2         | 1.1   | 120.4         | -1.7  | 111.4        | -6.9  | 119.2                    | -4.6  |
|       | 11 | 115.0          | 4.7   | 102.4         | 4.1   | 119.5         | -0.7  | 110.0        | -0.8  | 121.6                    | 0.5   |
|       | 12 | 109.6          | -1.5  | 92.9          | 10.3  | 117.0         | 10.2  | 95.9         | 1.6   | 96.6                     | 5.8   |
| 2021. | 1  | 109.3          | 0.6   | 91.3          | 2.7   | 101.7         | -4.8  | 93.5         | -9.8  | 105.1                    | -5.9  |
|       | 2  | 110.5          | 2.6   | 89.7          | 1.3   | 111.7         | 2.0   | 102.5        | -4.3  | 112.4                    | -0.1  |
|       | 3  | 132.8          | 16.9  | 97.3          | 11.9  | 136.1         | 9.3   | 115.8        | 17.9  | 125.6                    | 25.2  |
|       | 4  | 123.0          | 36.8  | 91.1          | 40.2  | 119.4         | 28.1  | 105.5        | 60.9  | 111.9                    | 78.2  |
|       | 5  | 121.2          | 20.7  | 98.8          | 25.8  | 117.5         | 28.4  | 109.5        | 31.3  | 111.4                    | 43.2  |
|       | 6  | 139.5          | 27.5  | 98.4          | 13.1  | 135.7         | 19.0  | 110.7        | 13.0  | ...                      | ...   |

|       |    | 슬로베니아<br>Slovenia |       | 아일랜드<br>Ireland |       | 영 국<br>U.K. |       | 오스트리아<br>Austria |       | 이탈리아<br>Italy |       |
|-------|----|-------------------|-------|-----------------|-------|-------------|-------|------------------|-------|---------------|-------|
|       |    | 전년(동월)비           |       | 전년(동월)비         |       | 전년(동월)비     |       | 전년(동월)비          |       | 전년(동월)비       |       |
| 2015  |    | 100.0             | 6.0   | 100.0           | 40.9  | 100.0       | -0.5  | 100.0            | 2.2   | 100.0         | 1.9   |
| 2016  |    | 107.7             | 7.7   | 101.8           | 1.8   | 100.3       | 0.3   | 102.6            | 2.6   | 101.5         | 1.5   |
| 2017  |    | 116.5             | 8.2   | 99.1            | -2.7  | 102.6       | 2.3   | 108.1            | 5.4   | 104.8         | 3.2   |
| 2018  |    | 123.1             | 5.7   | 93.8            | -5.3  | 103.8       | 1.1   | 112.7            | 4.2   | 107.0         | 2.0   |
| 2019  |    | 127.5             | 3.5   | 96.4            | 2.8   | 102.3       | -1.4  | 112.7            | 0.1   | 105.6         | -1.3  |
| 2020  |    | 121.1             | -5.0  | 100.5           | 4.2   | 92.7        | -9.3  | 104.3            | -7.5  | 93.1          | -11.8 |
| 2020. | 1  | 122.3             | -1.2  | 112.8           | 0.7   | 97.3        | -3.0  | 100.7            | -1.2  | 100.3         | -2.8  |
|       | 2  | 129.8             | 6.2   | 70.6            | -5.9  | 96.3        | -2.9  | 105.0            | -4.2  | 105.5         | -2.0  |
|       | 3  | 129.3             | -5.3  | 100.0           | 27.9  | 101.8       | -9.1  | 111.2            | -12.0 | 81.3          | -29.3 |
|       | 4  | 95.7              | -28.7 | 103.5           | 5.8   | 68.1        | -30.9 | 83.5             | -25.3 | 56.4          | -44.9 |
|       | 5  | 108.8             | -19.3 | 73.3            | -14.1 | 73.1        | -29.7 | 90.7             | -18.6 | 86.6          | -27.1 |
|       | 6  | 119.3             | -4.9  | 78.5            | 4.1   | 90.0        | -10.7 | 103.5            | -11.6 | 96.1          | -12.1 |
|       | 7  | 127.5             | -5.7  | 111.2           | 16.7  | 95.9        | -8.8  | 108.2            | -5.2  | 110.3         | -8.6  |
|       | 8  | 101.9             | -2.3  | 73.4            | -7.1  | 88.2        | -8.1  | 94.3             | -4.5  | 64.2          | -0.9  |
|       | 9  | 132.4             | -0.1  | 110.6           | -14.7 | 103.7       | -0.7  | 115.0            | -3.4  | 108.1         | -2.3  |
|       | 10 | 138.5             | -1.4  | 124.7           | -16.5 | 103.2       | -5.5  | 117.1            | -0.1  | 112.6         | -5.1  |
|       | 11 | 133.4             | 2.1   | 152.2           | 42.2  | 102.1       | -0.8  | 116.8            | -0.3  | 107.1         | -0.7  |
|       | 12 | 114.7             | 4.7   | 95.1            | 30.5  | 93.3        | -2.0  | 106.1            | -2.1  | 88.9          | 1.4   |
| 2021. | 1  | 120.4             | -1.6  | 143.2           | 27.0  | 85.9        | -11.7 | 97.2             | -3.5  | 91.5          | -8.8  |
|       | 2  | 127.0             | -2.2  | 101.7           | 44.1  | 89.9        | -6.7  | 105.8            | 0.8   | 104.4         | -1.0  |
|       | 3  | 150.6             | 16.5  | 101.4           | 1.4   | 108.3       | 6.4   | 126.7            | 14.0  | 118.6         | 45.9  |
|       | 4  | 133.6             | 39.6  | 136.1           | 31.5  | 93.3        | 37.0  | 116.3            | 39.2  | 108.1         | 91.7  |
|       | 5  | 140.8             | 29.4  | 92.9            | 26.7  | 92.3        | 26.3  | 114.6            | 26.3  | 111.1         | 28.3  |
|       | 6  | 143.1             | 19.9  | 85.3            | 8.7   | ...         | ...   | ...              | ...   | 111.0         | 15.5  |

## 2. 광업·제조업 생산지수(제조업)(계속)

### Mining and Manufacturing Production Indices (Manufacturing)(Cont'd)

2015=100

|       |    | 일 본<br>Japan |       | 체 코<br>Czechia |       | 캐나다<br>Canada |       | 터 키<br>Turkey |       | 포르투갈<br>Portugal |       |
|-------|----|--------------|-------|----------------|-------|---------------|-------|---------------|-------|------------------|-------|
|       |    | 전년(동월)비      |       | 전년(동월)비        |       | 전년(동월)비       |       | 전년(동월)비       |       | 전년(동월)비          |       |
| 2015  |    | 100.0        | -1.1  | 100.0          | 5.5   | 100.0         | 0.7   | 100.0         | 6.6   | 100.0            | 2.4   |
| 2016  |    | 100.0        | -0.0  | 104.1          | 4.1   | 99.8          | -0.2  | 103.4         | 3.4   | 100.0            | -0.0  |
| 2017  |    | 103.1        | 3.1   | 111.3          | 7.0   | 102.0         | 2.2   | 112.7         | 9.0   | 103.5            | 3.5   |
| 2018  |    | 104.2        | 1.1   | 115.0          | 3.3   | 105.2         | 3.2   | 113.9         | 1.0   | 103.2            | -0.3  |
| 2019  |    | 101.1        | -3.0  | 114.9          | -0.1  | 105.2         | -0.1  | 113.0         | -0.7  | 102.3            | -0.8  |
| 2020  |    | 90.6         | -10.3 | 106.9          | -7.0  | 95.0          | -9.6  | 115.8         | 2.5   | 93.4             | -8.7  |
| 2020. | 1  | 93.3         | -2.6  | 109.5          | 0.3   | 96.1          | -3.3  | 108.0         | 8.0   | 101.4            | 0.3   |
|       | 2  | 94.5         | -5.8  | 111.7          | 1.8   | 102.2         | -2.2  | 112.0         | 12.0  | 101.9            | -0.3  |
|       | 3  | 105.2        | -5.4  | 110.2          | -10.0 | 95.5          | -12.0 | 114.7         | -0.8  | 96.9             | -10.1 |
|       | 4  | 85.3         | -15.6 | 74.8           | -36.6 | 74.4          | -29.4 | 76.5          | -33.1 | 69.3             | -33.8 |
|       | 5  | 71.5         | -27.0 | 87.1           | -29.8 | 82.7          | -23.9 | 82.9          | -31.8 | 78.2             | -30.6 |
|       | 6  | 82.7         | -18.4 | 111.3          | -5.0  | 95.6          | -13.4 | 114.5         | 20.1  | 87.9             | -15.9 |
|       | 7  | 90.0         | -15.9 | 105.2          | -3.5  | 93.6          | -6.9  | 118.8         | -0.3  | 104.4            | -7.2  |
|       | 8  | 79.8         | -14.0 | 98.1           | -6.7  | 99.6          | -5.8  | 113.7         | 17.6  | 85.8             | 1.4   |
|       | 9  | 95.4         | -9.1  | 120.8          | -0.1  | 103.5         | -5.2  | 133.3         | 11.9  | 103.9            | 0.8   |
|       | 10 | 97.0         | -3.5  | 123.8          | 0.1   | 101.3         | -5.1  | 136.4         | 10.4  | 104.3            | -0.4  |
|       | 11 | 95.3         | -4.1  | 122.4          | -0.1  | 104.6         | -3.3  | 132.6         | 9.0   | 100.2            | -1.4  |
|       | 12 | 97.8         | -2.9  | 107.5          | 9.8   | 91.2          | -4.1  | 146.4         | 13.1  | 86.8             | -1.8  |
| 2021. | 1  | 88.4         | -5.3  | 102.7          | -6.2  | 95.2          | -0.9  | 116.4         | 7.8   | 96.9             | -4.4  |
|       | 2  | 92.6         | -2.0  | 108.4          | -3.0  | 98.8          | -3.3  | 119.1         | 6.3   | 96.0             | -5.8  |
|       | 3  | 108.7        | 3.3   | 131.0          | 18.9  | 103.1         | 8.0   | 138.8         | 21.0  | 103.5            | 6.8   |
|       | 4  | 98.8         | 15.8  | 120.9          | 61.6  | 99.2          | 33.3  | 131.1         | 71.4  | 100.5            | 45.0  |
|       | 5  | 86.6         | 21.1  | 119.7          | 37.4  | 100.3         | 21.4  | 117.1         | 41.3  | 102.1            | 30.7  |
|       | 6  | 101.4        | 22.6  | 125.8          | 13.0  | ...           | ...   | ...           | ...   | 96.6             | 9.8   |

|       |    | 폴란드<br>Poland |       | 프랑스<br>France |       | 핀란드<br>Finland |       | 헝가리<br>Hungary |       | 칠 레<br>Chile |       |
|-------|----|---------------|-------|---------------|-------|----------------|-------|----------------|-------|--------------|-------|
|       |    | 전년(동월)비       |       | 전년(동월)비       |       | 전년(동월)비        |       | 전년(동월)비        |       | 전년(동월)비      |       |
| 2015  |    | 100.0         | 5.8   | 100.0         | 1.5   | 100.0          | -0.9  | 100.0          | 8.0   | 100.0        | 0.7   |
| 2016  |    | 104.1         | 4.1   | 100.5         | 0.5   | 104.5          | 4.5   | 101.4          | 1.4   | 100.1        | 0.1   |
| 2017  |    | 111.7         | 7.3   | 102.9         | 2.4   | 108.5          | 3.9   | 106.1          | 4.6   | 99.1         | -1.0  |
| 2018  |    | 118.1         | 5.7   | 103.7         | 0.8   | 111.9          | 3.1   | 109.8          | 3.5   | 101.9        | 2.8   |
| 2019  |    | 123.1         | 4.2   | 104.3         | 0.5   | 114.6          | 2.4   | 116.0          | 5.7   | 102.8        | 0.9   |
| 2020  |    | 122.0         | -0.9  | 92.5          | -11.3 | 111.2          | -3.0  | 108.9          | -6.1  | 100.5        | -2.3  |
| 2020. | 1  | 119.8         | 2.0   | 101.0         | -2.8  | 104.5          | -1.6  | 114.0          | 3.4   | 106.6        | 3.3   |
|       | 2  | 123.1         | 5.7   | 100.1         | -1.9  | 99.7           | -1.6  | 118.1          | 4.4   | 100.9        | 3.1   |
|       | 3  | 125.9         | -3.2  | 91.7          | -17.8 | 124.4          | 5.6   | 115.2          | -5.7  | 111.9        | 1.0   |
|       | 4  | 91.4          | -27.5 | 66.7          | -37.7 | 109.6          | -4.9  | 71.7           | -38.5 | 97.3         | -6.4  |
|       | 5  | 103.3         | -18.4 | 73.6          | -30.1 | 103.3          | -10.6 | 85.3           | -31.7 | 91.9         | -14.2 |
|       | 6  | 119.8         | 0.9   | 98.1          | -7.4  | 113.5          | -2.7  | 106.6          | -6.8  | 88.9         | -8.4  |
|       | 7  | 124.3         | 1.1   | 97.3          | -11.4 | 101.1          | -5.4  | 106.8          | -7.8  | 94.2         | -7.4  |
|       | 8  | 116.7         | 2.2   | 71.6          | -9.1  | 107.3          | -4.5  | 101.6          | -1.4  | 95.8         | -7.9  |
|       | 9  | 136.4         | 7.1   | 104.6         | -4.0  | 116.9          | -3.4  | 129.6          | 3.3   | 97.0         | 5.6   |
|       | 10 | 139.4         | 1.6   | 106.7         | -8.4  | 118.2          | -4.3  | 128.5          | 0.8   | 107.7        | 6.2   |
|       | 11 | 135.9         | 7.2   | 101.5         | -2.3  | 114.8          | -2.3  | 126.8          | 3.6   | 105.0        | -1.2  |
|       | 12 | 127.6         | 12.7  | 96.6          | -1.2  | 121.3          | 0.0   | 103.0          | 6.6   | 108.5        | 0.4   |
| 2021. | 1  | 120.5         | 0.6   | 94.4          | -6.5  | 97.4           | -6.8  | 105.9          | -7.1  | 102.0        | -4.3  |
|       | 2  | 126.1         | 2.4   | 93.6          | -6.5  | 102.5          | 2.8   | 120.2          | 1.8   | 100.5        | -0.4  |
|       | 3  | 151.8         | 20.6  | 109.3         | 19.2  | 121.3          | -2.5  | 134.6          | 16.8  | 116.4        | 4.0   |
|       | 4  | 137.3         | 50.2  | 99.4          | 49.0  | 113.6          | 3.6   | 116.9          | 63.0  | 103.0        | 5.8   |
|       | 5  | 136.6         | 32.2  | 93.0          | 26.3  | 113.3          | 9.7   | 119.9          | 40.6  | 100.0        | 8.8   |
|       | 6  | 143.0         | 19.4  | 108.3         | 10.4  | ...            | ...   | ...            | ...   | 101.9        | 14.6  |

### 3. 임금지수(제조업) <sup>1)</sup>

#### Wage Indices (Manufacturing)

2015=100

|         | 한 국 <sup>2)</sup> |      | 네덜란드        |     | 대 만 <sup>3)</sup> |       | 미 국      |     | 스웨덴     |      | 영 국     |      |
|---------|-------------------|------|-------------|-----|-------------------|-------|----------|-----|---------|------|---------|------|
|         | Korea             |      | Netherlands |     | Taiwan            |       | U. S. A. |     | Sweden  |      | U. K.   |      |
|         | 전년(동월)비           |      | 전년(동월)비     |     | 전년(동월)비           |       | 전년(동월)비  |     | 전년(동월)비 |      | 전년(동월)비 |      |
| 2015    | 100.0             | 2.9  | 100.0       | 1.5 | 100.0             | 3.6   | 100.0    | 1.8 | 100.0   | 2.6  | 100.0   | 1.6  |
| 2016    | 104.2             | 4.2  | 101.6       | 1.6 | 100.9             | 0.9   | 102.7    | 2.7 | 101.9   | 1.9  | 102.2   | 2.2  |
| 2017    | 106.4             | 2.1  | 103.5       | 1.8 | 104.0             | 3.1   | 105.0    | 2.3 | 103.9   | 2.0  | 104.3   | 2.0  |
| 2018    | 113.6             | 6.8  | 105.7       | 2.2 | 108.7             | 4.5   | 108.2    | 3.1 | 107.0   | 2.9  | 106.7   | 2.3  |
| 2019    | 116.2             | 2.3  | 108.6       | 2.8 | 110.4             | 1.6   | 111.3    | 2.8 | 109.5   | 2.3  | 109.1   | 2.3  |
| 2020    | 115.5             | -0.6 | 112.7       | 3.7 | 110.9             | 0.5   | 114.5    | 2.9 | 110.5   | 1.0  | 109.1   | -0.1 |
| 2020. 1 | ...               | ...  | 111.6       | 4.4 | 204.7             | 7.6   | 112.7    | 2.5 | 111.5   | 2.9  | 108.0   | 1.6  |
| 2       | ...               | ...  | 111.7       | 3.7 | 103.9             | -11.5 | 113.0    | 2.7 | 110.1   | 2.2  | 108.6   | 2.2  |
| 3       | 122.9             | -5.3 | 111.8       | 3.8 | 94.3              | 3.9   | 113.4    | 2.8 | 109.6   | 1.6  | 119.3   | 1.6  |
| 4       | ...               | ...  | 112.0       | 3.7 | 93.7              | 1.8   | 114.3    | 3.4 | 110.5   | 0.1  | 107.2   | -3.8 |
| 5       | ...               | ...  | 112.0       | 3.6 | 98.9              | -2.3  | 114.3    | 3.3 | 111.6   | 0.7  | 104.3   | -3.0 |
| 6       | 104.5             | -0.1 | 112.1       | 3.4 | 100.9             | 2.6   | 113.3    | 2.1 | 110.8   | -0.9 | 105.6   | -3.6 |
| 7       | ...               | ...  | 113.5       | 4.2 | 118.5             | -3.9  | 114.4    | 2.9 | 109.3   | -0.9 | 107.0   | -1.4 |
| 8       | ...               | ...  | 113.5       | 3.8 | 105.2             | -1.3  | 114.3    | 2.7 | 109.6   | 1.2  | 106.8   | -0.2 |
| 9       | 116.9             | 1.1  | 113.5       | 3.8 | 103.6             | 0.4   | 115.7    | 3.5 | 108.6   | 0.1  | 107.6   | 0.4  |
| 10      | ...               | ...  | 113.5       | 3.6 | 97.9              | 2.2   | 115.3    | 3.0 | 109.6   | 0.5  | 108.6   | 0.6  |
| 11      | ...               | ...  | 113.5       | 3.6 | 102.6             | 2.3   | 116.1    | 3.0 | 112.0   | 2.3  | 111.7   | 2.8  |
| 12      | 117.8             | 2.6  | 113.5       | 2.8 | 105.8             | 0.4   | 116.7    | 2.9 | 113.1   | 2.0  | 113.9   | 1.9  |
| 2021. 1 | ...               | ...  | 113.8       | 2.0 | 147.6             | -27.9 | 116.7    | 3.5 | 114.3   | 2.6  | 109.9   | 1.8  |
| 2       | ...               | ...  | 113.8       | 1.9 | 165.4             | 59.2  | 117.0    | 3.5 | 114.3   | 3.0  | 110.7   | 1.9  |
| 3       | 131.5             | 7.0  | 114.3       | 2.2 | 97.7              | 3.6   | 117.2    | 3.3 | 112.0   | 2.2  | 121.9   | 2.2  |
| 4       | ...               | ...  | 114.7       | 2.4 | 98.7              | 5.3   | 118.0    | 3.2 | 113.2   | 2.4  | 114.6   | 6.9  |
| 5       | ...               | ...  | 114.8       | 2.5 | 104.9             | 6.1   | 118.6    | 3.7 | 114.3   | 2.5  | 111.1   | 6.5  |
| 6       | ...               | ...  | 114.8       | 2.4 | 106.1             | 5.2   | 119.1    | 5.1 | ...     | ...  | ...     | ...  |

|         | 이탈리아    |     | 일 본 <sup>4)</sup> |      | 체 코 <sup>2)</sup> |      | 캐나다     |      | 폴란드     |      | 헝가리     |      |
|---------|---------|-----|-------------------|------|-------------------|------|---------|------|---------|------|---------|------|
|         | Italy   |     | Japan             |      | Czechia           |      | Canada  |      | Poland  |      | Hungary |      |
|         | 전년(동월)비 |     | 전년(동월)비           |      | 전년(동월)비           |      | 전년(동월)비 |      | 전년(동월)비 |      | 전년(동월)비 |      |
| 2015    | 100.0   | 2.5 | 100.0             | 0.2  | 100.0             | 3.5  | 100.0   | 4.5  | 100.0   | 3.6  | 100.0   | 4.2  |
| 2016    | 100.5   | 0.5 | 100.7             | 0.7  | 103.8             | 3.8  | 101.4   | 1.4  | 104.6   | 4.6  | 105.9   | 5.9  |
| 2017    | 101.2   | 0.7 | 102.0             | 1.3  | 111.3             | 7.2  | 104.3   | 2.9  | 111.2   | 6.3  | 118.2   | 11.6 |
| 2018    | 102.1   | 0.9 | 103.4             | 1.4  | 119.8             | 7.6  | 103.4   | -0.9 | 119.4   | 7.4  | 130.6   | 10.5 |
| 2019    | 103.1   | 1.0 | 103.9             | 0.5  | 126.1             | 5.3  | 106.6   | 3.1  | 127.4   | 6.7  | 148.6   | 13.8 |
| 2020    | 103.9   | 0.7 | 100.3             | -3.5 | 127.2             | 0.9  | 109.9   | 3.1  | 133.3   | 4.7  | 160.8   | 8.2  |
| 2020. 1 | 103.5   | 0.8 | 102.2             | -0.8 | ...               | ...  | 108.1   | 4.2  | 131.1   | 7.0  | 152.0   | 9.5  |
| 2       | 103.5   | 0.8 | 102.5             | -0.4 | ...               | ...  | 110.2   | 2.8  | 131.0   | 8.0  | 149.4   | 8.9  |
| 3       | 103.6   | 0.9 | 101.6             | -2.6 | 124.4             | 3.7  | 108.0   | 2.8  | 134.9   | 5.2  | 161.8   | 9.3  |
| 4       | 103.6   | 0.8 | 100.9             | -2.7 | ...               | ...  | 111.1   | 4.0  | 128.2   | 0.0  | 154.1   | 0.5  |
| 5       | 103.7   | 0.8 | 100.8             | -5.5 | ...               | ...  | 108.7   | 2.7  | 125.5   | -1.1 | 156.6   | 5.0  |
| 6       | 104.0   | 0.8 | 96.7              | -6.6 | 122.7             | -5.0 | 106.7   | 1.1  | 129.9   | 2.0  | 159.4   | 8.9  |
| 7       | 104.0   | 0.7 | 97.7              | -5.4 | ...               | ...  | 110.7   | 5.0  | 134.1   | 4.0  | 162.4   | 10.6 |
| 8       | 104.0   | 0.7 | 99.8              | -4.4 | ...               | ...  | 108.8   | 0.4  | 132.7   | 4.6  | 155.8   | 8.5  |
| 9       | 104.0   | 0.6 | 100.5             | -2.5 | 125.4             | 1.7  | 108.7   | 2.7  | 134.9   | 6.2  | 157.3   | 9.8  |
| 10      | 104.1   | 0.7 | 101.2             | -1.7 | ...               | ...  | 109.1   | 2.8  | 135.8   | 5.2  | 160.3   | 8.8  |
| 11      | 104.1   | 0.7 | 101.6             | -4.3 | ...               | ...  | 110.9   | 4.7  | 138.0   | 6.7  | 180.7   | 7.4  |
| 12      | 104.1   | 0.7 | 97.4              | -5.3 | 136.4             | 3.3  | 117.6   | 3.9  | 143.9   | 8.1  | 179.4   | 11.4 |
| 2021. 1 | 104.4   | 0.9 | 103.0             | 0.8  | ...               | ...  | 113.0   | 4.5  | 137.5   | 4.8  | 163.0   | 7.3  |
| 2       | 104.4   | 0.9 | 102.4             | -0.1 | ...               | ...  | 115.3   | 4.6  | 137.1   | 4.6  | 161.2   | 7.9  |
| 3       | 104.5   | 0.9 | 103.3             | 1.7  | 128.1             | 3.0  | 113.2   | 4.8  | 148.1   | 9.8  | 175.1   | 8.2  |
| 4       | 104.5   | 0.9 | 103.4             | 2.5  | ...               | ...  | 110.7   | -0.4 | 145.2   | 13.2 | 177.9   | 15.5 |
| 5       | 104.5   | 0.8 | 103.6             | 2.8  | ...               | ...  | 112.6   | 3.6  | 141.9   | 13.0 | 171.1   | 9.3  |
| 6       | 105.1   | 1.1 | ...               | ...  | ...               | ...  | ...     | ...  | 145.9   | 12.3 | ...     | ...  |

주: 1) 시간임금 기준, 제조업 2) 월자료는 분기자료임 3) 월임금 기준, 보너스포함, 자국월보에 수록된 임금수치를 지수화한 자료

4) 월임금기준, 계절조정

자료: OECD 『Main Economic Indicators』, 대만 『Earnings and Productivity Statistics』

#### IV. 건설 · 교통 · 도소매 · 경기

CONSTRUCTION/TRANSPORTATION/  
RETAIL, WHOLESALE/ECONOMY

|                             |    |
|-----------------------------|----|
| 1. 주거용빌딩 건축허가(수주) .....     | 42 |
| 2. 승용차 등록대수 .....           | 43 |
| 3. 국제해운수송 .....             | 44 |
| 4. 소매판매 불변금액 지수(계절조정) ..... | 47 |
| 5. 경기선행지수(계절조정) .....       | 50 |

#### IV-4. 소매판매 불변금액 지수(계절조정)(Sales/Total Retail Trade (Volume, Seasonally Adjusted))

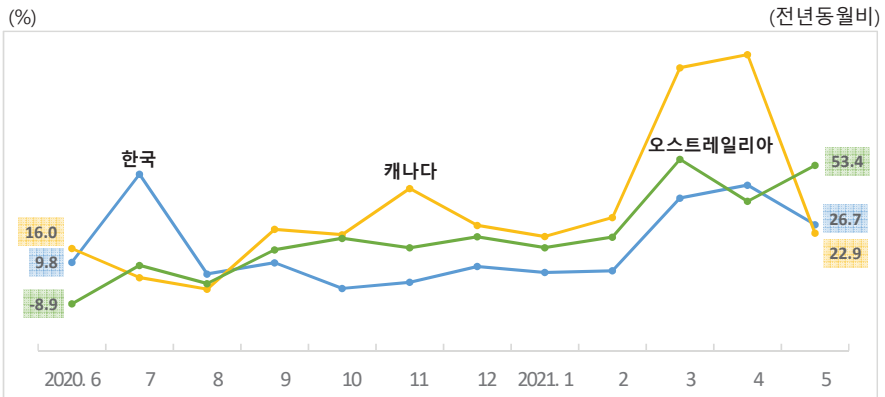
- 소매업체(백화점, 슈퍼마켓, 편의점 등)를 대상으로 매월 소매판매동향을 보기 위해 작성한 지수임. 본 통계표에서는 물가상승요인 및 계절변동요인을 제거한 계절조정불변 금액지수를 주로 수록함.

#### IV-5. 경기선행지수(계절조정)(Composite Leading Indicators (Seasonally Adjusted))

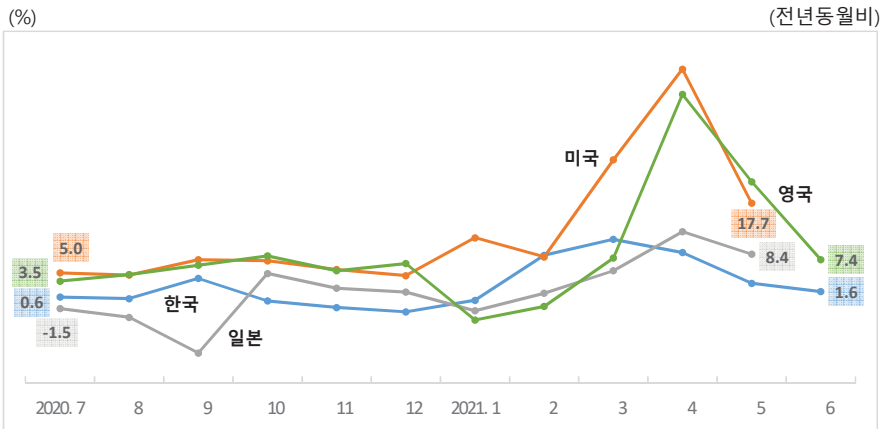
- 투자 관련 허가수주지표나 재고율, 통화량 등의 지표처럼 실제 경기순환에 앞서 변동하는 개별 지표를 종합하여 만든 지수로, 향후 경기변동의 단기 예측에 이용됨.



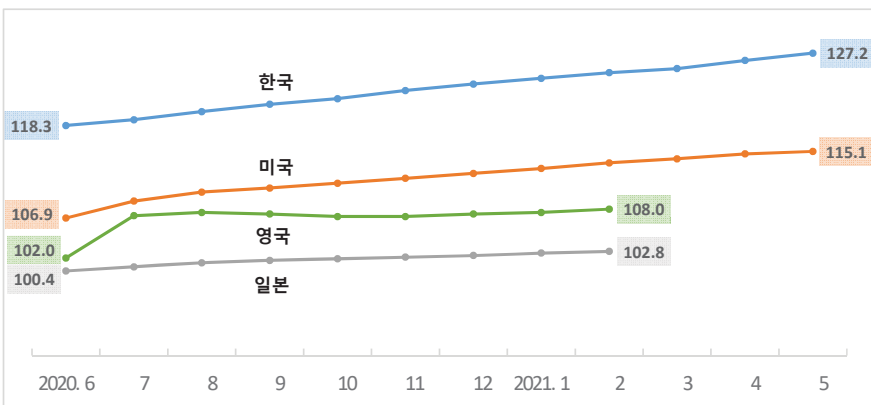
### 주거용빌딩 건축허가(수주)



### 소매판매 불변금액 지수(계절조정)



### 경기선행지수(계절조정)



# 1. 주거용빌딩 건축허가(수주) Permits Issued for Residential Buildings (Orders construction)

2015=100

|          | 한 국<br>Korea |       | 네덜란드<br>Netherlands |      | 덴마크<br>Denmark |       | 룩셈부르크<br>Luxembourg |       | 벨기에<br>Belgium |       |
|----------|--------------|-------|---------------------|------|----------------|-------|---------------------|-------|----------------|-------|
|          | 전년(동월)비      |       | 전년(동월)비             |      | 전년(동월)비        |       | 전년(동월)비             |       | 전년(동월)비        |       |
| 2015     | 100.0        | 40.3  | 100.0               | 21.3 | 99.9           | 40.1  | 100.0               | -28.3 | 100.0          | -15.9 |
| 2016     | 91.7         | -8.3  | 111.2               | 11.2 | 132.5          | 32.5  | 106.3               | 6.3   | 110.4          | 10.4  |
| 2017     | 82.2         | -10.4 | 135.1               | 21.4 | 127.6          | -3.7  | 110.8               | 4.2   | 109.1          | -1.2  |
| 2018     | 67.0         | -18.4 | 133.3               | -1.3 | 166.5          | 30.5  | 120.0               | 8.3   | 135.7          | 24.3  |
| 2019     | 54.1         | -19.3 | 120.1               | -9.9 | 148.2          | -10.9 | 123.2               | 2.7   | 120.9          | -10.9 |
| 2020     | 53.9         | -0.4  | 131.8               | 9.8  | 103.7          | -30.0 | 110.4               | -10.4 | 120.1          | -0.7  |
| 2019. 12 | 66.6         | -5.9  | 127.5               | 11.7 | 130.2          | -7.9  | 127.2               | -13.4 | 106.8          | -10.2 |
| 2020. 1  | 38.3         | -23.1 | 121.0               | 3.3  | 82.1           | -37.3 | 89.0                | -14.0 | 107.8          | 6.5   |
| 2        | 52.5         | -18.6 | 120.6               | 7.0  | 98.8           | -36.6 | 131.4               | 35.2  | 109.1          | 9.3   |
| 3        | 51.9         | -24.6 | 145.0               | 16.6 | 167.8          | -1.1  | 65.6                | -70.4 | 159.8          | 32.1  |
| 4        | 49.8         | -9.0  | 130.0               | 7.8  | 106.3          | -29.5 | 144.0               | 26.0  | 118.6          | -7.9  |
| 5        | 48.7         | 11.1  | 126.2               | -1.6 | 94.8           | -48.2 | 123.5               | 49.8  | 98.2           | -13.1 |
| 6        | 49.3         | 9.8   | 139.4               | 13.0 | 132.5          | -26.1 | 110.3               | 1.5   | 112.8          | -3.4  |
| 7        | 66.9         | 49.4  | 148.7               | 4.2  | 78.4           | -35.8 | 132.4               | -18.3 | 115.5          | -18.6 |
| 8        | 46.3         | 4.5   | 101.8               | 6.6  | 82.5           | -23.4 | 85.3                | -26.0 | 117.8          | 6.7   |
| 9        | 58.2         | 9.6   | 137.0               | 19.3 | 93.1           | -36.7 | 90.8                | -9.9  | 111.5          | -26.3 |
| 10       | 63.2         | -2.0  | 129.9               | 6.4  | 106.2          | -31.1 | 140.1               | 17.4  | 136.4          | -5.1  |
| 11       | 49.2         | 0.8   | 130.2               | 16.2 | 91.5           | -38.1 | 108.7               | -13.8 | 125.5          | 8.2   |
| 12       | 71.9         | 7.9   | 152.2               | 19.4 | 110.3          | -15.3 | 103.2               | -18.8 | 128.0          | 19.8  |
| 2021. 1  | 40.3         | 5.2   | 142.3               | 17.6 | 109.3          | 33.1  | ...                 | ...   | 122.0          | 13.1  |
| 2        | 55.6         | 6.0   | 169.0               | 40.2 | 115.2          | 16.6  | ...                 | ...   | 116.1          | 6.4   |
| 3        | 72.1         | 38.7  | 185.2               | 27.8 | 110.9          | -33.9 | ...                 | ...   | 155.4          | -2.7  |
| 4        | 72.0         | 44.5  | 146.4               | 12.6 | ...            | ...   | ...                 | ...   | 128.4          | 8.3   |
| 5        | 61.7         | 26.7  | 136.0               | 7.8  | ...            | ...   | ...                 | ...   | ...            | ...   |

|          | 스페인<br>Spain |       | 오스트레일리아<br>Australia |       | 캐나다<br>Canada |       | 터 키<br>Turkey |       | 포르투갈<br>Portugal |       |
|----------|--------------|-------|----------------------|-------|---------------|-------|---------------|-------|------------------|-------|
|          | 전년(동월)비      |       | 전년(동월)비              |       | 전년(동월)비       |       | 전년(동월)비       |       | 전년(동월)비          |       |
| 2015     | 100.0        | 42.5  | 100.0                | 14.0  | 100.0         | 4.6   | 100.0         | -9.0  | 100.0            | 23.1  |
| 2016     | 128.9        | 28.9  | 97.9                 | -2.1  | 103.4         | 3.4   | 105.9         | 5.9   | 136.4            | 36.4  |
| 2017     | 162.6        | 26.2  | 94.2                 | -3.8  | 111.9         | 8.3   | 130.8         | 23.5  | 172.6            | 26.6  |
| 2018     | 202.7        | 24.7  | 88.7                 | -5.8  | 117.8         | 5.3   | 79.0          | -39.6 | 243.5            | 41.0  |
| 2019     | 213.8        | 5.5   | 73.6                 | -17.0 | 116.4         | -1.2  | 43.1          | -45.4 | 280.6            | 15.2  |
| 2020     | 172.1        | -19.5 | 77.9                 | 5.8   | 125.9         | 8.1   | 77.8          | 80.4  | 291.2            | 3.8   |
| 2019. 12 | 194.9        | 6.2   | 71.8                 | 15.7  | 99.4          | -0.4  | 111.9         | 6.2   | 203.3            | -15.4 |
| 2020. 1  | 202.3        | -10.0 | 56.5                 | -6.7  | 104.8         | 9.1   | 37.3          | -0.5  | 348.6            | 22.6  |
| 2        | 221.1        | -0.2  | 81.3                 | 0.0   | 85.9          | 15.4  | 39.3          | 22.2  | 304.7            | 4.4   |
| 3        | 154.6        | -31.9 | 79.3                 | 3.4   | 96.4          | -3.6  | 52.0          | 2.1   | 236.0            | -20.7 |
| 4        | 103.8        | -55.7 | 77.8                 | 12.4  | 88.8          | -31.9 | 46.3          | 75.4  | 204.9            | 3.2   |
| 5        | 159.2        | -30.8 | 69.2                 | -13.1 | 138.2         | -4.8  | 46.5          | 36.3  | 328.6            | -1.5  |
| 6        | 172.4        | -24.5 | 65.9                 | -8.9  | 156.3         | 16.0  | 96.8          | 380.1 | 290.1            | 19.1  |
| 7        | 161.1        | -44.2 | 79.1                 | 8.4   | 138.0         | 2.9   | 87.7          | 156.0 | 338.3            | 4.3   |
| 8        | 128.5        | 4.1   | 71.4                 | 0.2   | 141.5         | -2.3  | 71.1          | 132.0 | 264.3            | 7.2   |
| 9        | 205.0        | 2.3   | 84.5                 | 15.4  | 148.2         | 24.6  | 90.6          | 165.6 | 258.8            | -15.3 |
| 10       | 169.4        | -24.9 | 91.5                 | 20.6  | 152.4         | 22.2  | 97.7          | 137.6 | 325.5            | -13.9 |
| 11       | 217.7        | 30.7  | 91.4                 | 16.3  | 134.8         | 43.0  | 103.3         | 61.6  | 302.5            | 16.2  |
| 12       | 170.5        | -12.5 | 87.1                 | 21.3  | 125.6         | 26.4  | 164.6         | 47.0  | 291.7            | 43.5  |
| 2021. 1  | 177.8        | -12.1 | 65.8                 | 16.4  | 127.3         | 21.4  | 83.8          | 124.4 | 285.2            | -18.2 |
| 2        | 188.8        | -14.6 | 98.4                 | 21.1  | 111.6         | 29.9  | 91.0          | 131.7 | 256.7            | -15.7 |
| 3        | 207.7        | 34.4  | 123.7                | 56.1  | 190.2         | 97.3  | 148.0         | 184.5 | 419.3            | 77.7  |
| 4        | 221.6        | 113.4 | 106.8                | 37.2  | 180.4         | 103.2 | ...           | ...   | 360.6            | 76.0  |
| 5        | 216.7        | 36.2  | 106.1                | 53.4  | 169.8         | 22.9  | ...           | ...   | 323.7            | -1.5  |

자료: OECD 『Main Economic Indicators』

## 2. 승용차 등록대수 <sup>1)</sup>

### Passenger Cars Registrations

단위: 월평균, 대

In monthly averages, each

|         | 한 국<br>Korea | 그리스<br>Greece | 네덜란드<br>Netherlands | 뉴질랜드<br>New Zealand | 덴마크<br>Denmark | 벨기에<br>Belgium | 스웨덴<br>Sweden | 스위스<br>Switzerland |
|---------|--------------|---------------|---------------------|---------------------|----------------|----------------|---------------|--------------------|
| 2015    | 128,609      | 6,317         | 37,446              | 19,895              | 17,221         | 41,756         | 30,161        | 27,262             |
| 2016    | 128,685      | 6,573         | 32,087              | 21,014              | 18,539         | 44,960         | 32,335        | 26,611             |
| 2017    | 128,267      | 7,343         | 34,545              | 22,855              | 18,456         | 45,547         | 32,727        | 26,210             |
| 2018    | 128,118      | 8,620         | 37,281              | 21,321              | 18,206         | 45,803         | 30,461        | 25,074             |
| 2019    | 125,790      | 9,509         | 37,523              | 20,405              | 18,802         | 45,834         | 30,580        | 26,075             |
| 2020    | 135,897      | 6,742         | 29,833              | 16,166              | 16,582         | 35,958         | 25,266        | 19,889             |
| 2020. 2 | 88,593       | 7,862         | 29,868              | 18,658              | 15,057         | 46,775         | 22,489        | 19,571             |
| 3       | 139,026      | 3,743         | 29,496              | 13,980              | 15,218         | 28,801         | 28,535        | 18,032             |
| 4       | 140,059      | 2,434         | 15,373              | 1,329               | 10,285         | 5,296          | 19,831        | 9,343              |
| 5       | 147,121      | 4,497         | 14,934              | 14,965              | 11,546         | 34,752         | 16,899        | 14,040             |
| 6       | 180,562      | 8,249         | 24,926              | 19,375              | 18,050         | 49,141         | 26,058        | 24,593             |
| 7       | 147,416      | 9,516         | 34,885              | 20,175              | 19,102         | 44,532         | 23,804        | 22,537             |
| 8       | 111,629      | 6,853         | 26,461              | 16,126              | 17,676         | 36,387         | 26,545        | 16,381             |
| 9       | 145,286      | 7,107         | 29,434              | 18,074              | 17,231         | 36,083         | 29,791        | 21,581             |
| 10      | 130,931      | 6,776         | 31,988              | 18,059              | 15,126         | 38,703         | 29,037        | 21,148             |
| 11      | 144,779      | 7,641         | 33,499              | 17,552              | 18,237         | 29,103         | 27,443        | 22,851             |
| 12      | 138,356      | 6,443         | 42,829              | 14,904              | 22,774         | 30,078         | 34,974        | 29,129             |
| 2021. 1 | 131,803      | 7,766         | 35,193              | 19,111              | 10,314         | 37,735         | 21,476        | 15,518             |
| 2       | 107,280      | 6,689         | 21,862              | 17,800              | 9,977          | 36,536         | 23,586        | 16,363             |
| 3       | 141,236      | 8,984         | 24,186              | 21,119              | 23,872         | 44,966         | 48,723        | 25,395             |
| 4       | ...          | 10,198        | 23,846              | 18,958              | 15,631         | 37,192         | 23,133        | 21,987             |
| 5       | ...          | 10,850        | 25,601              | 21,262              | 17,020         | 34,836         | 25,713        | 19,846             |
| 6       | ...          | 13,875        | 33,318              | 21,555              | 20,517         | 41,126         | 37,638        | 25,850             |
| 7       | ...          | ...           | ...                 | ...                 | 13,570         | ...            | 18,110        | ...                |

|         | 스페인<br>Spain | 슬로바키아<br>Slovakia | 영 국<br>U.K. | 오스트리아<br>Austria | 일 본<br>Japan | 캐나다<br>Canada | 폴란드<br>Poland | 핀란드<br>Finland |
|---------|--------------|-------------------|-------------|------------------|--------------|---------------|---------------|----------------|
| 2015    | 86,186       | 6,486             | 219,459     | 308,555          | 225,374      | 59,360        | 29,367        | 9,068          |
| 2016    | 95,589       | 7,347             | 224,399     | 329,604          | 233,458      | 55,091        | 34,677        | 9,917          |
| 2017    | 102,911      | 7,998             | 211,718     | 353,320          | 245,251      | 53,913        | 40,349        | 9,882          |
| 2018    | 109,899      | 8,173             | 197,262     | 341,068          | 241,288      | 48,863        | 44,324        | 10,042         |
| 2019    | 104,857      | 8,475             | 192,595     | 329,363          | 235,157      | 41,404        | 46,300        | 9,517          |
| 2020    | 70,935       | 6,359             | 135,922     | 248,740          | 206,569      | 27,525        | 35,696        | 8,035          |
| 2020. 2 | 94,620       | 7,220             | 79,594      | 21,067           | 233,155      | 26,492        | 38,508        | 8,271          |
| 3       | 37,644       | 5,013             | 254,684     | 10,654           | 321,865      | 22,887        | 29,657        | 9,200          |
| 4       | 4,163        | 3,424             | 4,321       | 11,220           | 144,674      | 8,628         | 15,239        | 5,981          |
| 5       | 34,337       | 4,123             | 20,247      | 20,211           | 123,781      | 25,210        | 21,149        | 5,113          |
| 6       | 82,651       | 7,502             | 145,377     | 26,676           | 182,128      | 37,460        | 35,797        | 8,026          |
| 7       | 117,928      | 8,262             | 174,887     | 24,784           | 207,473      | 35,553        | 42,426        | 9,104          |
| 8       | 66,925       | 6,980             | 87,226      | 20,906           | 169,341      | 35,739        | 34,707        | 8,488          |
| 9       | 70,729       | 6,350             | 328,041     | 22,162           | 252,371      | 37,308        | 38,147        | 8,424          |
| 10      | 74,228       | 6,694             | 140,945     | 24,274           | 221,487      | 29,435        | 40,064        | 7,502          |
| 11      | 75,708       | 6,927             | 113,781     | 20,055           | 219,040      | 25,469        | 41,675        | 7,375          |
| 12      | 105,841      | 7,083             | 132,682     | 23,772           | 210,696      | 22,813        | 51,507        | 8,133          |
| 2021. 1 | 41,966       | 3,325             | 90,249      | 14,133           | 208,279      | 17,329        | 32,262        | 9,375          |
| 2       | 58,279       | 5,535             | 51,312      | 19,863           | 226,954      | 21,157        | 37,754        | 8,175          |
| 3       | 85,819       | 6,542             | 283,964     | 29,526           | 329,239      | 34,828        | 47,849        | 10,429         |
| 4       | 78,595       | 6,787             | 141,583     | 22,296           | 182,760      | 32,960        | 40,149        | 8,845          |
| 5       | 95,403       | 8,037             | 156,737     | 22,503           | 165,932      | 30,793        | 41,388        | 9,965          |
| 6       | 96,785       | 8,223             | 186,128     | 26,075           | 198,108      | ...           | 43,711        | 9,945          |
| 7       | 83,900       | ...               | 123,296     | ...              | 212,707      | ...           | ...           | 7,481          |

주: 1) 연간자료는 월평균 수치임

자료: 국토교통부 교통물류실 자동차운영보험과, OECD 『Main Economic Indicators』

### 3. 국제해운수송 <sup>1)</sup>

#### International Maritime Transport

단위: 천 M/T

In thousands M/T

|          | 노르웨이<br>Norway           |                            | 뉴질랜드<br>New zealand      |                            | 독 일<br>Germany           |                            | 라트비아<br>Latvia           |                            | 러시아<br>Russia            |                            |
|----------|--------------------------|----------------------------|--------------------------|----------------------------|--------------------------|----------------------------|--------------------------|----------------------------|--------------------------|----------------------------|
|          | 출 항<br>Freight<br>loaded | 입 항<br>Freight<br>unloaded | 출 항<br>Freight<br>loaded | 입 항<br>Freight<br>unloaded | 출 항<br>Freight<br>loaded | 입 항<br>Freight<br>unloaded | 출 항<br>Freight<br>loaded | 입 항<br>Freight<br>unloaded | 출 항<br>Freight<br>loaded | 입 항<br>Freight<br>unloaded |
| 2015     | 9,618                    | 2,150                      | 3,012                    | 1,765                      | 9,829                    | 14,139                     | 5,213                    | 585                        | 5,244                    | 305                        |
| 2016     | 10,160                   | 2,131                      | 3,369                    | 1,782                      | 9,696                    | 14,244                     | 4,685                    | 575                        | 4,863                    | 238                        |
| 2017     | 10,491                   | 2,341                      | 3,384                    | 1,979                      | 9,638                    | 14,604                     | 4,513                    | 644                        | 4,806                    | 279                        |
| 2018     | 9,883                    | 2,862                      | 3,544                    | 2,048                      | ...                      | ...                        | 4,755                    | 760                        | 3,764                    | 302                        |
| 2019     | 9,982                    | 2,515                      | 3,632                    | 2,048                      | ...                      | ...                        | 4,755                    | 760                        | 3,674                    | 181                        |
| 2020     | 9,982                    | 2,515                      | 3,632                    | 2,048                      | ...                      | ...                        | ...                      | ...                        | 8,468                    | 262                        |
| 2019. 11 | 10,804                   | 2,366                      | 3,383                    | 2,114                      | ...                      | ...                        | 4,161                    | 805                        | ...                      | ...                        |
| 12       | 10,804                   | 2,366                      | 3,498                    | 1,923                      | ...                      | ...                        | 3,846                    | 648                        | ...                      | ...                        |
| 2020. 1  | ...                      | ...                        | 2,962                    | 1,993                      | 8,902                    | 14,017                     | 3,147                    | 857                        | ...                      | ...                        |
| 2        | 10,922                   | 2,490                      | 3,301                    | 1,645                      | 8,902                    | 14,017                     | 3,193                    | 757                        | ...                      | ...                        |
| 3        | 10,922                   | 2,490                      | 3,582                    | 2,271                      | 10,727                   | 13,640                     | 3,245                    | 918                        | ...                      | ...                        |
| 4        | ...                      | ...                        | 2,157                    | 1,459                      | 10,727                   | 13,640                     | 2,857                    | 822                        | ...                      | ...                        |
| 5        | 11,016                   | 2,443                      | 3,455                    | 1,684                      | 8,722                    | 13,116                     | 2,742                    | 848                        | ...                      | ...                        |
| 6        | ...                      | ...                        | 3,894                    | 1,773                      | 7,868                    | 11,767                     | 2,513                    | 704                        | ...                      | ...                        |
| 7        | ...                      | ...                        | 3,691                    | 1,670                      | 9,161                    | 12,562                     | 2,547                    | 886                        | ...                      | ...                        |
| 8        | 11,353                   | 2,305                      | 3,562                    | 1,894                      | 8,781                    | 13,488                     | 2,839                    | 843                        | ...                      | ...                        |
| 9        | ...                      | ...                        | 3,310                    | 2,175                      | 8,993                    | 13,110                     | ...                      | ...                        | ...                      | ...                        |
| 10       | ...                      | ...                        | 4,067                    | 2,423                      | 9,885                    | 14,671                     | 3,314                    | 788                        | ...                      | ...                        |
| 11       | ...                      | ...                        | 3,521                    | 2,058                      | 9,807                    | 13,348                     | 2,927                    | 834                        | ...                      | ...                        |
| 12       | ...                      | ...                        | 3,763                    | 1,925                      | 10,049                   | 12,985                     | 3,194                    | 614                        | ...                      | ...                        |
| 2021. 1  | ...                      | ...                        | 2,778                    | 2,164                      | ...                      | ...                        | 2,943                    | 701                        | ...                      | ...                        |
| 2        | ...                      | ...                        | 3,536                    | 1,613                      | ...                      | ...                        | 2,755                    | 648                        | ...                      | ...                        |
| 3        | ...                      | ...                        | 4,070                    | 2,120                      | ...                      | ...                        | 3,303                    | 800                        | ...                      | ...                        |
| 4        | ...                      | ...                        | 3,950                    | 1,860                      | ...                      | ...                        | 2,320                    | 750                        | ...                      | ...                        |

|          | 루마니아<br>Romania          |                            | 리투아니아<br>Lithuania       |                            | 멕시코<br>Mexico            |                            | 모로코<br>Morocco           |                            | 방글라데시<br>Bangladesh      |                            |
|----------|--------------------------|----------------------------|--------------------------|----------------------------|--------------------------|----------------------------|--------------------------|----------------------------|--------------------------|----------------------------|
|          | 출 항<br>Freight<br>loaded | 입 항<br>Freight<br>unloaded | 출 항<br>Freight<br>loaded | 입 항<br>Freight<br>unloaded | 출 항<br>Freight<br>loaded | 입 항<br>Freight<br>unloaded | 출 항<br>Freight<br>loaded | 입 항<br>Freight<br>unloaded | 출 항<br>Freight<br>loaded | 입 항<br>Freight<br>unloaded |
| 2015     | 2,080                    | 1,632                      | 2,489                    | 1,324                      | ...                      | ...                        | 2,147                    | 3,786                      | ...                      | ...                        |
| 2016     | 2,145                    | 1,713                      | 2,592                    | 1,516                      | 10,317                   | 9,210                      | ...                      | ...                        | ...                      | ...                        |
| 2017     | ...                      | ...                        | 2,761                    | 1,648                      | 10,287                   | 10,251                     | ...                      | ...                        | 581                      | 6,626                      |
| 2018     | 2,080                    | 2,012                      | 2,995                    | 1,688                      | 10,883                   | 11,026                     | ...                      | ...                        | 594                      | 7,605                      |
| 2019     | 2,228                    | 2,197                      | 2,995                    | 1,688                      | 10,883                   | 11,026                     | ...                      | ...                        | 592                      | 8,267                      |
| 2020     | 2,228                    | 2,197                      | ...                      | ...                        | ...                      | ...                        | ...                      | ...                        | 592                      | 8,267                      |
| 2019. 11 | 2,591                    | 2,128                      | 2,760                    | 1,744                      | 10,333                   | 10,126                     | ...                      | ...                        | 638                      | 8,786                      |
| 12       | 2,591                    | 2,128                      | 2,772                    | 1,709                      | 10,518                   | 9,416                      | ...                      | ...                        | 601                      | 9,520                      |
| 2020. 1  | ...                      | ...                        | 2,419                    | 1,451                      | 11,059                   | 9,297                      | 2,790                    | 5,010                      | 651                      | 10,680                     |
| 2        | 2,133                    | 1,922                      | 2,326                    | 1,630                      | 9,770                    | 8,704                      | 2,422                    | 4,646                      | 553                      | 9,061                      |
| 3        | 2,133                    | 1,922                      | 3,285                    | 2,030                      | 9,962                    | 9,411                      | 2,918                    | 5,603                      | 553                      | 9,061                      |
| 4        | ...                      | ...                        | 2,346                    | 1,580                      | 11,075                   | 8,916                      | 3,000                    | 4,889                      | ...                      | ...                        |
| 5        | 1,913                    | 1,731                      | 2,782                    | 1,695                      | 9,615                    | 7,829                      | 3,033                    | 5,246                      | ...                      | ...                        |
| 6        | ...                      | ...                        | 2,639                    | 1,529                      | 9,597                    | 7,272                      | 3,017                    | 4,816                      | ...                      | ...                        |
| 7        | ...                      | ...                        | 2,768                    | 1,672                      | 9,033                    | 7,696                      | 2,555                    | 4,775                      | ...                      | ...                        |
| 8        | 1,895                    | 2,137                      | 3,124                    | 1,751                      | 10,803                   | 7,998                      | 2,638                    | 5,228                      | ...                      | ...                        |
| 9        | ...                      | ...                        | 3,308                    | 1,757                      | 9,565                    | 7,499                      | 3,394                    | 4,555                      | ...                      | ...                        |
| 10       | ...                      | ...                        | 3,696                    | 1,834                      | 9,062                    | 9,059                      | 2,476                    | 4,176                      | ...                      | ...                        |
| 11       | 1,979                    | 2,029                      | 3,106                    | 1,516                      | 9,849                    | 8,669                      | 2,624                    | 4,448                      | ...                      | ...                        |
| 12       | ...                      | ...                        | 3,460                    | 1,601                      | 10,122                   | 8,528                      | 3,293                    | 4,266                      | ...                      | ...                        |
| 2021. 1  | ...                      | ...                        | 3,006                    | 1,453                      | 8,956                    | 8,464                      | ...                      | ...                        | ...                      | ...                        |
| 2        | 1,998                    | 1,932                      | 2,642                    | 1,415                      | 8,892                    | 7,798                      | ...                      | ...                        | ...                      | ...                        |
| 3        | ...                      | ...                        | 2,626                    | 1,740                      | 9,789                    | 8,782                      | ...                      | ...                        | ...                      | ...                        |
| 4        | ...                      | ...                        | 2,570                    | 1,387                      | ...                      | ...                        | ...                      | ...                        | ...                      | ...                        |

주: 1) 연간자료는 월평균 수치임

2) 상업항구만 포함

3) 정부관할구역만 포함

4) 수송화물통계

※ 특별한 언급이 없으면 바다를 통하여 국제간에 수송된 화물수송실적을 말함.

우편물, 금은괴, 화폐, 여행자화물, 상품으로 운반되는 선박 등은 제외되며 선상에서 직접 환적된 화물도 제외됨.

자료: UN 『Monthly Bulletin of Statistics』

### 3. ( )<sup>1)</sup> International Maritime Transport (Cont'd)

: M/T

In thousands M/T

|          | 가<br>Bulgaria     |                     | Senegal           |                     | Sweden            |                     | Slovenia          |                     | Azerbaijan        |                     |
|----------|-------------------|---------------------|-------------------|---------------------|-------------------|---------------------|-------------------|---------------------|-------------------|---------------------|
|          | Freight<br>loaded | Freight<br>unloaded | Freight<br>loaded | Freight<br>unloaded | Freight<br>loaded | Freight<br>unloaded | Freight<br>loaded | Freight<br>unloaded | Freight<br>loaded | Freight<br>unloaded |
| 2015     | 1,212             | 1,052               | ...               | ...                 | 5,444             | 6,720               | 563               | 1,099               | 713               | 11                  |
| 2016     | 1,101             | 1,242               | ...               | ...                 | 5,574             | 6,817               | 592               | 1,173               | 758               | 4                   |
| 2017     | 1,276             | 1,303               | ...               | ...                 | 5,813             | 6,787               | 558               | 1,293               | 897               | 20                  |
| 2018     | 1,244             | 1,078               | ...               | ...                 | 5,590             | 7,255               | 563               | 1,374               | 825               | 19                  |
| 2019     | 1,410             | 1,215               | ...               | ...                 | 5,374             | 6,771               | 542               | 1,301               | 687               | 19                  |
| 2020     | 1,410             | 1,215               | ...               | ...                 | 5,374             | 6,771               | 542               | 1,301               | 687               | 19                  |
| 2019. 11 | 1,662             | 1,230               | 451               | 1,480               | 5,320             | 6,393               | 525               | 1,206               | 666               | 18                  |
| 12       | 1,662             | 1,230               | 451               | 1,480               | 5,320             | 6,393               | 494               | 767                 | 806               | 19                  |
| 2020. 1  | ...               | ...                 | 450               | 1,136               | ...               | ...                 | 504               | 1,154               | 786               | 20                  |
| 2        | ...               | ...                 | 450               | 1,136               | 5,666             | 6,791               | 585               | 1,213               | 756               | 20                  |
| 3        | ...               | ...                 | 417               | 1,571               | 5,666             | 6,791               | 545               | 1,182               | 944               | 20                  |
| 4        | ...               | ...                 | 388               | 1,198               | ...               | ...                 | 466               | 680                 | 831               | 19                  |
| 5        | 987               | 951                 | 378               | 1,355               | 4,909             | 7,116               | 478               | 1,478               | 763               | 19                  |
| 6        | ...               | ...                 | 374               | 1,082               | ...               | ...                 | 425               | 1,109               | 730               | 20                  |
| 7        | ...               | ...                 | 345               | 1,196               | ...               | ...                 | 444               | 849                 | 708               | 20                  |
| 8        | 1,027             | 1,044               | 372               | 1,348               | 5,407             | 6,197               | 453               | 850                 | 665               | 20                  |
| 9        | ...               | ...                 | ...               | ...                 | ...               | ...                 | 448               | 1,207               | 674               | 20                  |
| 10       | ...               | ...                 | ...               | ...                 | ...               | ...                 | 527               | 742                 | 667               | 20                  |
| 11       | 972               | 1,054               | ...               | ...                 | 5,672             | 6,275               | 470               | 992                 | 597               | 20                  |
| 12       | ...               | ...                 | ...               | ...                 | ...               | ...                 | 495               | 1,019               | 972               | 20                  |
| 2021. 1  | ...               | ...                 | 370               | 1,139               | ...               | ...                 | 483               | 953                 | 766               | 20                  |
| 2        | ...               | ...                 | ...               | ...                 | 5,824             | 6,151               | 507               | 942                 | 763               | 19                  |
| 3        | ...               | ...                 | ...               | ...                 | ...               | ...                 | 623               | 1,376               | ...               | ...                 |
| 4        | ...               | ...                 | ...               | ...                 | ...               | ...                 | 531               | 1,388               | ...               | ...                 |

|          | Estonia           |                     | Australia         |                     | Iran              |                     | 2)<br>Israel      |                     | Kuwait            |                     |
|----------|-------------------|---------------------|-------------------|---------------------|-------------------|---------------------|-------------------|---------------------|-------------------|---------------------|
|          | Freight<br>loaded | Freight<br>unloaded | Freight<br>loaded | Freight<br>unloaded | Freight<br>loaded | Freight<br>unloaded | Freight<br>loaded | Freight<br>unloaded | Freight<br>loaded | Freight<br>unloaded |
| 2015     | 2,047             | 854                 | 114,111           | 8,234               | 5,619             | 5,482               | 1,681             | 2,800               | 351               | 3,030               |
| 2016     | 1,877             | 917                 | 119,052           | 8,172               | 6,461             | 5,001               | 1,728             | 3,026               | ...               | ...                 |
| 2017     | 1,957             | 944                 | 121,917           | 8,439               | 6,909             | 5,314               | 1,712             | 3,115               | ...               | ...                 |
| 2018     | ...               | ...                 | 125,064           | 8,697               | 6,675             | 4,714               | ...               | ...                 | ...               | ...                 |
| 2019     | 1,899             | 1,146               | 125,922           | 8,181               | 6,796             | 4,699               | ...               | 1,634               | 4,187             | 43,792              |
| 2020     | ...               | ...                 | 125,922           | 8,181               | 6,796             | 4,699               | ...               | 1,634               | 4,187             | 43,792              |
| 2019. 11 | 2,179             | 1,196               | 126,902           | 7,546               | 6,503             | 4,040               | 1,478             | 3,147               | 307               | 3,399               |
| 12       | 2,479             | 1,080               | 141,340           | 8,458               | 6,166             | 4,176               | 1,478             | 3,147               | 245               | 3,521               |
| 2020. 1  | 1,915             | 708                 | 120,506           | 8,323               | 6,249             | 4,750               | ...               | ...                 | 307               | 3,399               |
| 2        | 1,829             | 1,033               | 107,446           | 7,495               | 6,195             | 5,286               | 1,616             | 3,215               | 289               | 3,062               |
| 3        | 1,994             | 1,157               | 131,259           | 8,362               | 6,720             | 4,794               | 1,616             | 3,215               | 323               | 5,126               |
| 4        | 2,027             | 1,352               | 128,210           | 8,332               | 4,279             | 5,000               | ...               | ...                 | 229               | 3,459               |
| 5        | 1,990             | 1,368               | 127,141           | 6,862               | 4,978             | 4,738               | 1,614             | 3,097               | 301               | 3,481               |
| 6        | 2,138             | 1,122               | 138,212           | 7,814               | 5,458             | 4,201               | ...               | ...                 | 273               | 2,987               |
| 7        | 1,940             | 1,008               | 121,990           | 8,033               | 5,674             | 4,083               | ...               | ...                 | 254               | 3,590               |
| 8        | 1,862             | 1,095               | 128,087           | 7,715               | 5,937             | 4,081               | 1,499             | 3,183               | 318               | 3,387               |
| 9        | ...               | ...                 | 124,830           | 7,311               | 5,510             | 4,508               | ...               | ...                 | 329               | 3,250               |
| 10       | 2,371             | 1,094               | 129,615           | 7,990               | 5,345             | 4,504               | ...               | ...                 | 318               | 3,715               |
| 11       | 1,921             | 1,093               | 120,148           | 8,177               | 4,382             | 2,265               | 1,582             | 3,197               | 279               | 3,631               |
| 12       | 2,190             | 1,029               | 137,132           | 8,080               | 5,508             | 3,622               | ...               | ...                 | ...               | ...                 |
| 2021. 1  | 2,129             | 865                 | 112,792           | 7,882               | 6,322             | 4,556               | ...               | ...                 | ...               | ...                 |
| 2        | 2,244             | 738                 | 115,865           | 7,987               | 5,730             | 4,109               | ...               | ...                 | ...               | ...                 |
| 3        | 2,472             | 973                 | 127,141           | 8,872               | 6,443             | 4,719               | ...               | ...                 | ...               | ...                 |
| 4        | 2,455             | 1,120               | 125,990           | 8,142               | 6,181             | 4,913               | ...               | ...                 | ...               | ...                 |

### 3. 국제해운수송(계속) <sup>1)</sup>

#### International Maritime Transport (Cont'd)

단위: 천 M/T

In thousand M/T

|          | 크로아티아<br>Croatia        |                           | 키프로스 <sup>3)</sup><br>Cyprus |                           | 파키스탄<br>Pakistan        |                           | 페루<br>Peru              |                           |
|----------|-------------------------|---------------------------|------------------------------|---------------------------|-------------------------|---------------------------|-------------------------|---------------------------|
|          | 출항<br>Freight<br>loaded | 입항<br>Freight<br>unloaded | 출항<br>Freight<br>loaded      | 입항<br>Freight<br>unloaded | 출항<br>Freight<br>loaded | 입항<br>Freight<br>unloaded | 출항<br>Freight<br>loaded | 입항<br>Freight<br>unloaded |
| 2015     | 428                     | 914                       | 486                          | 561                       | ...                     | ...                       | 983                     | 1,895                     |
| 2016     | 423                     | 996                       | 405                          | 604                       | ...                     | ...                       | 1,176                   | 1,904                     |
| 2017     | 453                     | 1,179                     | 413                          | 651                       | ...                     | ...                       | 1,352                   | 2,124                     |
| 2018     | 410                     | 1,253                     | 357                          | 671                       | ...                     | ...                       | ...                     | ...                       |
| 2019     | 387                     | 1,200                     | 357                          | 671                       | ...                     | ...                       | ...                     | ...                       |
| 2020     | 387                     | 1,200                     | ...                          | ...                       | ...                     | ...                       | ...                     | ...                       |
| 2019. 11 | 428                     | 1,169                     | 236                          | 570                       | 2,037                   | 6,275                     | 1,221                   | 2,291                     |
| 12       | 455                     | 1,083                     | 158                          | 530                       | 2,119                   | 5,978                     | 1,676                   | 2,366                     |
| 2020. 1  | 504                     | 1,154                     | 229                          | 597                       | 2,021                   | 6,324                     | 1,369                   | 2,116                     |
| 2        | 585                     | 1,213                     | 184                          | 556                       | 2,262                   | 5,777                     | 2,979                   | 380                       |
| 3        | 545                     | 1,182                     | 241                          | 623                       | 2,262                   | 5,777                     | 1,107                   | 2,172                     |
| 4        | 466                     | 680                       | 189                          | 533                       | 1,467                   | 5,248                     | 655                     | 2,316                     |
| 5        | 478                     | 1,478                     | 373                          | 604                       | ...                     | ...                       | 851                     | 1,963                     |
| 6        | 425                     | 1,109                     | 419                          | 764                       | ...                     | ...                       | 1,114                   | 1,841                     |
| 7        | 444                     | 849                       | 348                          | 745                       | ...                     | ...                       | 1,372                   | 1,747                     |
| 8        | 453                     | 850                       | 375                          | 533                       | ...                     | ...                       | 1,266                   | 1,951                     |
| 9        | 448                     | 1,207                     | 314                          | 679                       | 1,914                   | 7,011                     | 1,408                   | 2,242                     |
| 10       | 527                     | 742                       | 321                          | 574                       | ...                     | ...                       | 1,388                   | 1,965                     |
| 11       | 470                     | 992                       | 402                          | 606                       | ...                     | ...                       | 1,305                   | 2,497                     |
| 12       | 547                     | 1,069                     | 268                          | 608                       | ...                     | ...                       | 1,449                   | 2,841                     |
| 2021. 1  | 570                     | 1,041                     | 195                          | 455                       | 2,033                   | 7,260                     | 1,299                   | 2,225                     |
| 2        | 417                     | 1,118                     | 256                          | 492                       | ...                     | ...                       | ...                     | ...                       |
| 3        | 524                     | 995                       | 274                          | 552                       | 2,661                   | 3,744                     | 1,292                   | 2,531                     |
| 4        | 542                     | 1,301                     | 322                          | 681                       | ...                     | ...                       | 1,232                   | 2,325                     |

|          | 포르투갈<br>Portugal        |                           | 폴란드<br>Poland           |                           | 핀란드<br>Finland          |                           | 홍콩 <sup>4)</sup><br>Hong Kong |                           |
|----------|-------------------------|---------------------------|-------------------------|---------------------------|-------------------------|---------------------------|-------------------------------|---------------------------|
|          | 출항<br>Freight<br>loaded | 입항<br>Freight<br>unloaded | 출항<br>Freight<br>loaded | 입항<br>Freight<br>unloaded | 출항<br>Freight<br>loaded | 입항<br>Freight<br>unloaded | 출항<br>Freight<br>loaded       | 입항<br>Freight<br>unloaded |
| 2015     | 2,541                   | 3,786                     | 2,441                   | 3,266                     | 3,646                   | 3,644                     | 8,646                         | 12,734                    |
| 2016     | ...                     | ...                       | 2,583                   | 3,328                     | 3,915                   | 3,993                     | 8,830                         | 12,557                    |
| 2017     | 2,505                   | 4,150                     | 2,359                   | 3,963                     | 4,290                   | 3,941                     | 8,914                         | 14,545                    |
| 2018     | 2,376                   | 4,101                     | 2,490                   | 4,911                     | 4,400                   | 4,272                     | 8,253                         | 13,293                    |
| 2019     | 2,173                   | 3,836                     | 2,491                   | 5,158                     | 4,441                   | 3,998                     | 7,699                         | 14,244                    |
| 2020     | 2,173                   | 3,836                     | 2,491                   | 5,158                     | 4,441                   | 3,998                     | 7,699                         | 14,244                    |
| 2019. 11 | 2,136                   | 3,365                     | 2,759                   | 4,761                     | 4,446                   | 3,787                     | 7,389                         | 14,261                    |
| 12       | 2,207                   | 3,645                     | 2,323                   | 4,777                     | 4,653                   | 3,971                     | 7,433                         | 15,492                    |
| 2020. 1  | 2,377                   | 3,894                     | 2,758                   | 4,241                     | 4,282                   | 3,974                     | 6,162                         | 13,420                    |
| 2        | 2,111                   | 3,613                     | 3,155                   | 4,176                     | 3,572                   | 3,541                     | 5,016                         | 10,108                    |
| 3        | 2,312                   | 4,253                     | 3,125                   | 4,173                     | 4,563                   | 3,959                     | 6,972                         | 15,486                    |
| 4        | 2,159                   | 3,479                     | 2,441                   | 3,982                     | 4,458                   | 4,259                     | 6,537                         | 15,644                    |
| 5        | 1,817                   | 2,785                     | 3,092                   | 4,416                     | 4,302                   | 4,228                     | 6,732                         | 17,101                    |
| 6        | 1,843                   | 2,403                     | 2,198                   | 4,440                     | 3,921                   | 3,338                     | 6,516                         | 14,925                    |
| 7        | 2,193                   | 3,595                     | 2,209                   | 4,668                     | 3,841                   | 3,714                     | 6,718                         | 15,491                    |
| 8        | 2,403                   | 3,752                     | 2,384                   | 4,763                     | 3,900                   | 3,608                     | 6,813                         | 13,442                    |
| 9        | 2,247                   | 3,518                     | 2,752                   | 4,665                     | 4,233                   | 3,954                     | 6,895                         | 13,970                    |
| 10       | 2,443                   | 3,402                     | 2,803                   | 4,913                     | 4,525                   | 3,859                     | 6,640                         | 13,608                    |
| 11       | 2,416                   | 3,686                     | 3,099                   | 4,102                     | 4,205                   | 3,692                     | 7,020                         | 12,878                    |
| 12       | 2,348                   | 3,344                     | 2,823                   | 4,178                     | 4,404                   | 3,700                     | 7,333                         | 13,857                    |
| 2021. 1  | 2,610                   | 3,734                     | 2,996                   | 4,969                     | 4,086                   | 3,591                     | 6,485                         | 11,946                    |
| 2        | 2,231                   | 3,106                     | 3,006                   | 4,494                     | 3,742                   | 3,358                     | 4,055                         | 7,236                     |
| 3        | 2,661                   | 3,744                     | 3,258                   | 5,132                     | 4,283                   | 3,847                     | 6,693                         | 12,759                    |
| 4        | ...                     | ...                       | 2,702                   | 4,564                     | 4,046                   | 3,149                     | 6,782                         | 11,758                    |

## 4. 소매판매 불변금액 지수(계절조정)

### Sales/Total Retail Trade (Volume, Seasonally Adjusted)

2015=100

|         | 한 국 <sup>1)</sup><br>Korea |      | 그리스<br>Greece |       | 네덜란드<br>Netherlands |      | 노르웨이<br>Norway |      | 덴마크<br>Denmark |      |
|---------|----------------------------|------|---------------|-------|---------------------|------|----------------|------|----------------|------|
|         | 전년(동월비)                    |      | 전년(동월비)       |       | 전년(동월비)             |      | 전년(동월비)        |      | 전년(동월비)        |      |
| 2015    | 100.0                      | 4.1  | 100.0         | -1.5  | 100.0               | 2.4  | 100.0          | 0.6  | 100.0          | 1.0  |
| 2016    | 103.9                      | 3.9  | 99.5          | -0.5  | 101.7               | 1.7  | 98.5           | -1.5 | 101.3          | 1.3  |
| 2017    | 105.9                      | 1.9  | 100.7         | 1.1   | 104.5               | 2.7  | 100.2          | 1.6  | 102.0          | 0.7  |
| 2018    | 110.5                      | 4.3  | 102.1         | 1.4   | 107.6               | 3.0  | 100.9          | 0.7  | 103.7          | 1.6  |
| 2019    | 113.1                      | 2.4  | 102.9         | 0.8   | 109.9               | 2.1  | 100.7          | -0.2 | 104.5          | 0.7  |
| 2020    | 112.9                      | -0.2 | 98.5          | -4.3  | 112.9               | 2.8  | 109.1          | 8.3  | 108.2          | 3.6  |
| 2020. 1 | 111.6                      | 1.6  | 105.1         | 6.1   | 110.5               | 2.2  | 101.1          | -1.5 | 106.1          | 2.3  |
| 2       | 97.7                       | -2.1 | 104.0         | 3.2   | 112.5               | 3.1  | 103.0          | 2.1  | 105.2          | 0.7  |
| 3       | 107.0                      | -7.8 | 103.0         | -2.1  | 109.1               | -0.3 | 102.0          | 0.1  | 99.5           | -5.0 |
| 4       | 108.9                      | -2.2 | 76.2          | -24.4 | 104.1               | -5.6 | 106.6          | 3.0  | 101.8          | -2.7 |
| 5       | 118.6                      | 1.7  | 97.6          | -3.5  | 114.2               | 3.7  | 109.7          | 7.3  | 109.0          | 6.1  |
| 6       | 117.3                      | 6.6  | 100.5         | -3.7  | 116.2               | 5.5  | 115.9          | 13.9 | 110.7          | 5.7  |
| 7       | 111.2                      | 0.6  | 100.2         | -2.4  | 116.1               | 5.5  | 116.7          | 13.8 | 110.2          | 6.2  |
| 8       | 111.8                      | 0.3  | 102.6         | -1.1  | 117.7               | 7.8  | 111.1          | 8.2  | 109.6          | 4.3  |
| 9       | 117.8                      | 4.0  | 101.5         | -4.1  | 115.2               | 4.4  | 111.5          | 8.6  | 108.1          | 2.7  |
| 10      | 115.6                      | -0.1 | 106.3         | 3.4   | 114.2               | 3.3  | 112.9          | 10.8 | 117.9          | 12.9 |
| 11      | 118.8                      | -1.3 | 99.4          | -6.7  | 118.1               | 6.7  | 116.1          | 13.0 | 115.4          | 9.3  |
| 12      | 119.0                      | -2.1 | 90.2          | -11.1 | 105.9               | -5.2 | 109.5          | 8.6  | 105.9          | 0.8  |
| 2021. 1 | 111.6                      | 0.0  | 102.6         | -2.4  | 100.2               | -9.3 | 109.5          | 8.3  | 99.9           | -5.8 |
| 2       | 105.7                      | 8.2  | 101.8         | -2.1  | 105.9               | -5.9 | 109.2          | 6.0  | 103.2          | -1.9 |
| 3       | 118.9                      | 11.1 | 102.8         | -0.2  | 114.8               | 5.2  | 109.2          | 7.0  | 121.5          | 22.2 |
| 4       | 118.4                      | 8.7  | 105.8         | 38.8  | 114.4               | 9.9  | 109.6          | 2.8  | 114.5          | 12.5 |
| 5       | 122.3                      | 3.1  | 111.1         | 13.8  | 124.7               | 9.2  | 115.9          | 5.7  | 115.4          | 5.9  |
| 6       | 119.2                      | 1.6  | ...           | ...   | 121.7               | 4.7  | 115.8          | -0.1 | 114.9          | 3.8  |

|         | 독 일<br>Germany |      | 리투아니아<br>Lithuania |       | 룩셈부르크<br>Luxembourg |       | 멕시코<br>Mexico |       | 미 국<br>U.S.A. |       |
|---------|----------------|------|--------------------|-------|---------------------|-------|---------------|-------|---------------|-------|
|         | 전년(동월비)        |      | 전년(동월비)            |       | 전년(동월비)             |       | 전년(동월비)       |       | 전년(동월비)       |       |
| 2015    | 100.0          | 3.9  | 100.0              | 5.4   | 100.0               | -28.9 | 100.0         | 5.0   | 100.0         | 0.5   |
| 2016    | 102.6          | 2.6  | 106.5              | 6.5   | 43.3                | -56.7 | 105.3         | 5.3   | 101.2         | 1.2   |
| 2017    | 105.6          | 2.9  | 111.4              | 4.5   | 29.8                | -31.2 | 105.0         | -0.3  | 103.1         | 1.9   |
| 2018    | 107.4          | 1.8  | 118.8              | 6.6   | 30.8                | 3.6   | 106.7         | 1.6   | 104.8         | 1.6   |
| 2019    | 110.9          | 3.2  | 125.1              | 5.4   | 32.3                | 4.6   | 109.0         | 2.1   | 106.0         | 1.2   |
| 2020    | 115.8          | 4.5  | 128.4              | 2.6   | 31.5                | -2.4  | 98.8          | -9.3  | 108.2         | 2.1   |
| 2020. 1 | 112.1          | 2.0  | 128.2              | 5.3   | 33.5                | 5.7   | 109.4         | 1.4   | 107.0         | 2.0   |
| 2       | 112.5          | 2.0  | 130.5              | 6.7   | 33.0                | 4.1   | 107.9         | -1.2  | 106.7         | 2.1   |
| 3       | 112.0          | 0.8  | 116.2              | -5.8  | 27.1                | -14.8 | 106.1         | -2.1  | 101.2         | -4.3  |
| 4       | 104.7          | -5.3 | 108.0              | -17.7 | 20.5                | -36.1 | 83.0          | -23.7 | 89.1          | -15.6 |
| 5       | 117.9          | 8.3  | 124.7              | 0.8   | 28.5                | -10.1 | 83.9          | -23.5 | 104.4         | -1.3  |
| 6       | 117.3          | 4.3  | 132.8              | 6.3   | 33.1                | 3.4   | 90.5          | -17.3 | 111.3         | 4.9   |
| 7       | 117.1          | 4.9  | 133.4              | 7.1   | 35.4                | 8.9   | 95.9          | -12.3 | 111.9         | 5.0   |
| 8       | 118.6          | 6.8  | 134.2              | 8.0   | 34.1                | 6.2   | 98.5          | -10.1 | 112.0         | 4.6   |
| 9       | 118.0          | 5.4  | 134.0              | 6.5   | 33.8                | 3.7   | 100.8         | -7.9  | 114.0         | 7.4   |
| 10      | 120.2          | 8.9  | 136.0              | 8.5   | 33.4                | 1.8   | 100.6         | -7.1  | 114.0         | 7.2   |
| 11      | 123.4          | 9.6  | 134.5              | 6.1   | 32.8                | -1.2  | 104.4         | -4.7  | 112.6         | 5.6   |
| 12      | 113.2          | 1.9  | 127.7              | 0.2   | 32.6                | -0.9  | 102.0         | -6.2  | 111.4         | 4.5   |
| 2021. 1 | 106.3          | -5.2 | 121.2              | -5.5  | 32.3                | -3.6  | 101.7         | -7.0  | 119.2         | 11.4  |
| 2       | 110.2          | -2.0 | 128.4              | -1.6  | 33.0                | 0.0   | 104.4         | -3.2  | 115.2         | 7.9   |
| 3       | 120.7          | 7.8  | 139.2              | 19.8  | 33.0                | 21.8  | 108.1         | 1.8   | 127.1         | 25.6  |
| 4       | 112.5          | 7.4  | 145.1              | 34.4  | 32.6                | 59.0  | 107.7         | 29.7  | 126.6         | 42.1  |
| 5       | 117.7          | -0.2 | 148.6              | 19.2  | 32.5                | 14.0  | ...           | ...   | 122.9         | 17.7  |
| 6       | ...            | ...  | 151.5              | 14.1  | 32.0                | -3.3  | ...           | ...   | ...           | ...   |

주: 1) 불변지수

자료: 통계청 『소매판매액통계』, OECD 『Main Economic Indicators』

## 4. 소매 판매 불변금액 지수(계절조정)(계속)

### Sales/Total Retail Trade (Volume, Seasonally Adjusted)(Cont'd)

2015=100

|         | 벨기에<br>Belgium |       | 브라질<br>Brazil |       | 스웨덴<br>Sweden |      | 스위스<br>Switzerland |       | 스페인<br>Spain |       |
|---------|----------------|-------|---------------|-------|---------------|------|--------------------|-------|--------------|-------|
|         | 전년(동월)비        |       | 전년(동월)비       |       | 전년(동월)비       |      | 전년(동월)비            |       | 전년(동월)비      |       |
| 2015    | 100.0          | 0.9   | 100.0         | -4.3  | 100.0         | 5.0  | 100.0              | 0.0   | 100.0        | 4.2   |
| 2016    | 100.1          | 0.1   | 93.7          | -6.3  | 103.0         | 3.0  | 98.8               | -1.2  | 103.8        | 3.9   |
| 2017    | 100.0          | -0.1  | 95.7          | 2.1   | 105.0         | 1.9  | 100.4              | 1.6   | 104.7        | 0.9   |
| 2018    | 100.1          | 0.1   | 97.9          | 2.3   | 106.6         | 1.6  | 101.3              | 0.9   | 105.5        | 0.7   |
| 2019    | 101.0          | 0.8   | 99.7          | 1.9   | 109.3         | 2.5  | 102.3              | 1.0   | 107.9        | 2.3   |
| 2020    | 103.0          | 2.0   | 100.9         | 1.2   | 111.8         | 2.3  | 103.6              | 1.3   | 100.8        | -6.6  |
| 2020. 1 | 101.5          | 1.8   | 101.2         | 1.7   | 111.3         | 3.2  | 102.7              | 1.2   | 108.5        | 1.8   |
| 2       | 99.9           | -0.2  | 102.1         | 2.6   | 111.6         | 4.3  | 103.2              | 1.7   | 109.2        | 2.0   |
| 3       | 97.6           | -2.6  | 99.5          | -0.7  | 110.1         | 1.9  | 96.2               | -5.2  | 92.9         | -13.5 |
| 4       | 90.6           | -10.4 | 83.1          | -16.9 | 110.0         | -2.3 | 82.9               | -18.4 | 75.8         | -29.4 |
| 5       | 102.1          | 2.4   | 91.2          | -7.4  | 109.4         | 1.3  | 109.3              | 7.9   | 88.6         | -17.9 |
| 6       | 105.1          | 5.8   | 99.6          | 1.1   | 111.3         | 2.4  | 107.9              | 4.1   | 103.3        | -4.5  |
| 7       | 102.3          | 0.9   | 102.0         | 3.7   | 111.9         | 2.3  | 106.9              | 4.0   | 104.6        | -3.4  |
| 8       | 114.0          | 13.1  | 105.0         | 7.0   | 111.7         | 1.8  | 106.5              | 4.5   | 105.2        | -3.0  |
| 9       | 107.1          | 4.2   | 105.9         | 5.9   | 112.7         | 2.6  | 105.3              | 2.5   | 104.9        | -3.5  |
| 10      | 108.7          | 7.4   | 107.2         | 6.7   | 113.1         | 2.9  | 108.3              | 5.6   | 105.7        | -2.2  |
| 11      | 99.0           | -3.5  | 107.5         | 6.1   | 115.0         | 5.3  | 106.4              | 2.8   | 104.5        | -4.7  |
| 12      | 107.1          | 4.6   | 101.5         | 0.0   | 110.1         | -0.5 | 108.1              | 5.4   | 106.5        | -0.6  |
| 2021. 1 | 107.2          | 5.6   | 101.7         | 0.5   | 114.4         | 2.8  | 101.7              | -1.0  | 98.7         | -9.0  |
| 2       | 110.3          | 10.4  | 102.9         | 0.7   | 116.3         | 4.2  | 95.9               | -7.1  | 102.5        | -6.1  |
| 3       | 110.5          | 13.2  | 99.7          | 0.2   | 118.6         | 7.7  | 118.7              | 23.4  | 105.2        | 13.2  |
| 4       | 107.4          | 18.5  | 104.6         | 25.9  | 118.0         | 7.3  | 114.8              | 38.5  | 104.4        | 37.7  |
| 5       | 108.8          | 6.6   | 106.1         | 16.4  | 120.8         | 10.4 | 112.2              | 2.7   | 104.4        | 17.8  |
| 6       | 108.1          | 2.9   | ...           | ...   | 120.4         | 8.2  | 108.2              | 0.3   | 104.9        | 1.5   |

|         | 슬로바키아<br>Slovakia |       | 슬로베니아<br>Slovenia |       | 아일랜드<br>Ireland |       | 에스토니아<br>Estonia |      | 영국<br>U.K. |       |
|---------|-------------------|-------|-------------------|-------|-----------------|-------|------------------|------|------------|-------|
|         | 전년(동월)비           |       | 전년(동월)비           |       | 전년(동월)비         |       | 전년(동월)비          |      | 전년(동월)비    |       |
| 2015    | 100.0             | 1.7   | 100.0             | 4.6   | 100.2           | 8.4   | 100.0            | 4.7  | 100.0      | 3.6   |
| 2016    | 102.1             | 2.1   | 106.7             | 6.7   | 107.7           | 7.5   | 104.1            | 4.1  | 104.5      | 4.5   |
| 2017    | 108.2             | 6.0   | 115.8             | 8.5   | 111.8           | 3.8   | 105.9            | 1.7  | 106.6      | 2.0   |
| 2018    | 112.2             | 3.6   | 125.1             | 8.1   | 115.9           | 3.7   | 107.0            | 1.0  | 109.4      | 2.6   |
| 2019    | 110.7             | -1.4  | 130.5             | 4.3   | 118.4           | 2.1   | 111.7            | 4.4  | 112.6      | 2.9   |
| 2020    | 109.5             | -1.1  | 121.1             | -7.2  | 115.3           | -2.6  | 115.6            | 3.5  | 113.2      | 0.5   |
| 2020. 1 | 113.3             | -0.8  | 131.4             | 0.4   | 119.8           | 5.3   | 114.8            | 5.0  | 113.0      | 1.1   |
| 2       | 115.9             | 4.0   | 130.0             | -2.9  | 121.5           | 1.2   | 115.8            | 4.9  | 112.1      | 0.3   |
| 3       | 105.2             | -4.1  | 109.7             | -16.4 | 109.3           | -9.5  | 113.7            | 1.3  | 107.4      | -4.7  |
| 4       | 95.8              | -14.4 | 97.1              | -26.7 | 68.5            | -43.3 | 105.7            | -8.1 | 91.9       | -18.5 |
| 5       | 99.7              | -9.0  | 117.1             | -11.0 | 88.9            | -25.0 | 112.2            | 1.3  | 101.8      | -9.1  |
| 6       | 106.4             | -2.7  | 125.8             | -4.6  | 121.4           | 2.6   | 115.1            | 4.4  | 115.7      | 2.0   |
| 7       | 110.3             | 0.3   | 127.1             | -2.9  | 124.5           | 8.3   | 116.7            | 5.5  | 118.0      | 3.5   |
| 8       | 112.9             | 3.0   | 124.8             | -4.5  | 127.0           | 8.4   | 116.5            | 4.1  | 118.6      | 4.7   |
| 9       | 115.1             | 4.9   | 123.5             | -6.7  | 133.4           | 11.8  | 117.8            | 4.7  | 120.1      | 6.4   |
| 10      | 114.3             | 2.8   | 122.2             | -6.2  | 128.2           | 7.4   | 119.1            | 6.0  | 122.2      | 8.1   |
| 11      | 113.2             | 0.7   | 119.6             | -8.7  | 112.8           | -4.6  | 120.2            | 6.6  | 118.1      | 5.4   |
| 12      | 113.8             | 0.7   | 118.2             | -10.0 | 127.8           | 7.2   | 119.6            | 6.4  | 118.8      | 6.7   |
| 2021. 1 | 94.9              | -16.2 | 119.1             | -9.4  | 102.3           | -14.6 | 121.6            | 5.9  | 109.0      | -3.6  |
| 2       | 99.7              | -14.0 | 134.1             | 3.2   | 122.7           | 1.0   | 121.7            | 5.1  | 110.9      | -1.1  |
| 3       | 105.5             | 0.3   | 135.7             | 23.7  | 123.3           | 12.8  | 120.0            | 5.5  | 115.7      | 7.7   |
| 4       | 107.4             | 12.1  | 133.0             | 37.0  | 125.6           | 83.4  | 120.3            | 13.8 | 126.3      | 37.5  |
| 5       | 111.0             | 11.3  | 133.4             | 13.9  | 129.9           | 46.1  | 130.0            | 15.9 | 123.8      | 21.6  |
| 6       | 112.8             | 6.0   | ...               | ...   | 134.2           | 10.5  | 130.5            | 13.4 | 124.3      | 7.4   |



## 4. 소매 판매 불변금액 지수(계절조정)(계속)

### Sales/Total Retail Trade (Volume, Seasonally Adjusted)(Cont'd)

2015=100

|         | 오스트리아<br>Austria |       | 이탈리아<br>Italy |       | 일 본<br>Japan |       | 체 코<br>Czechia |      | 캐나다<br>Canada |       |
|---------|------------------|-------|---------------|-------|--------------|-------|----------------|------|---------------|-------|
|         | 전년(동월)비          |       | 전년(동월)비       |       | 전년(동월)비      |       | 전년(동월)비        |      | 전년(동월)비       |       |
| 2015    | 100.0            | 1.6   | 100.0         | 1.8   | 100.0        | -1.2  | 100.0          | 5.8  | 100.0         | 2.2   |
| 2016    | 101.4            | 1.4   | 100.2         | 0.2   | 99.6         | -0.4  | 104.7          | 4.7  | 103.9         | 3.9   |
| 2017    | 102.1            | 0.7   | 99.9          | -0.3  | 101.0        | 1.4   | 111.0          | 5.9  | 109.9         | 5.7   |
| 2018    | 102.4            | 0.3   | 99.6          | -0.3  | 101.7        | 0.7   | 116.5          | 5.0  | 111.0         | 1.1   |
| 2019    | 103.7            | 1.2   | 100.3         | 0.7   | 101.3        | -0.4  | 122.1          | 4.8  | 110.9         | -0.1  |
| 2020    | 103.4            | -0.2  | 92.9          | -7.4  | 98.0         | -3.3  | 121.1          | -0.8 | 108.6         | -2.1  |
| 2020. 1 | 104.0            | 1.6   | 101.0         | 0.7   | 100.0        | -1.4  | 125.2          | 4.5  | 110.3         | -1.0  |
| 2       | 106.1            | 2.7   | 102.1         | 2.3   | 99.9         | -1.6  | 124.5          | 3.1  | 111.8         | 0.9   |
| 3       | 92.0             | -10.6 | 79.3          | -20.5 | 97.0         | -4.7  | 111.0          | -8.3 | 102.1         | -8.6  |
| 4       | 86.6             | -17.0 | 71.4          | -29.2 | 87.0         | -14.2 | 111.3          | -8.8 | 77.1          | -30.3 |
| 5       | 109.0            | 6.4   | 85.5          | -14.3 | 89.7         | -11.5 | 121.4          | 0.8  | 94.2          | -14.9 |
| 6       | 106.5            | 2.6   | 93.8          | -6.9  | 100.2        | -1.6  | 123.2          | 0.2  | 114.5         | 3.1   |
| 7       | 108.9            | 3.8   | 92.9          | -8.2  | 98.6         | -1.5  | 125.6          | 3.0  | 114.3         | 2.4   |
| 8       | 108.1            | 4.4   | 100.5         | 0.2   | 100.2        | -3.1  | 125.3          | 2.2  | 113.9         | 2.3   |
| 9       | 108.4            | 4.4   | 100.3         | -0.5  | 100.2        | -9.6  | 124.9          | 1.4  | 116.5         | 5.2   |
| 10      | 107.5            | 3.6   | 99.9          | -0.7  | 100.1        | 4.9   | 122.3          | -0.6 | 117.6         | 7.7   |
| 11      | 97.0             | -7.3  | 91.5          | -8.7  | 100.7        | 2.2   | 115.6          | -6.1 | 119.2         | 8.2   |
| 12      | 103.7            | -0.3  | 92.5          | -7.9  | 100.3        | 1.5   | 123.6          | -0.9 | 112.0         | 0.2   |
| 2021. 1 | 87.4             | -15.9 | 90.7          | -10.2 | 98.1         | -1.9  | 115.4          | -7.8 | 111.5         | 1.0   |
| 2       | 111.8            | 5.4   | 98.3          | -3.7  | 101.2        | 1.3   | 119.2          | -4.3 | 116.7         | 4.5   |
| 3       | 111.1            | 20.7  | 97.9          | 23.5  | 102.2        | 5.4   | 118.3          | 6.6  | 122.4         | 19.8  |
| 4       | 105.3            | 21.6  | 98.3          | 37.7  | 97.8         | 12.5  | 119.7          | 7.5  | 114.9         | 48.9  |
| 5       | 112.8            | 3.5   | 99.8          | 16.7  | 97.3         | 8.4   | 128.5          | 5.8  | 111.9         | 18.8  |
| 6       | 109.7            | 3.0   | 100.5         | 7.1   | ...          | ...   | ...            | ...  | ...           | ...   |

|         | 포르투갈<br>Portugal |       | 폴란드<br>Poland |       | 프랑스<br>France |       | 핀란드<br>Finland |      | 헝가리<br>Hungary |       |
|---------|------------------|-------|---------------|-------|---------------|-------|----------------|------|----------------|-------|
|         | 전년(동월)비          |       | 전년(동월)비       |       | 전년(동월)비       |       | 전년(동월)비        |      | 전년(동월)비        |       |
| 2015    | 100.0            | 0.2   | 100.0         | 6.6   | 100.0         | 3.7   | 100.0          | 0.5  | 100.0          | 5.7   |
| 2016    | 102.7            | 2.7   | 105.8         | 5.8   | 103.4         | 3.4   | 102.0          | 2.0  | 104.8          | 4.8   |
| 2017    | 108.1            | 5.2   | 112.0         | 5.9   | 106.8         | 3.3   | 104.6          | 2.6  | 110.7          | 5.6   |
| 2018    | 113.4            | 4.9   | 119.4         | 6.6   | 109.8         | 2.8   | 106.5          | 1.8  | 118.1          | 6.7   |
| 2019    | 116.2            | 2.4   | 124.9         | 4.6   | 112.8         | 2.7   | 109.1          | 2.4  | 125.5          | 6.3   |
| 2020    | 111.1            | -4.3  | 128.9         | 3.2   | 110.6         | -2.0  | 113.7          | 4.3  | 125.1          | -0.3  |
| 2020. 1 | 121.4            | 5.0   | 131.4         | 8.5   | 113.9         | 2.7   | 110.5          | 2.3  | 129.2          | 6.3   |
| 2       | 125.5            | 8.8   | 132.0         | 7.1   | 113.6         | 1.2   | 112.1          | 3.8  | 132.1          | 8.4   |
| 3       | 110.0            | -6.8  | 123.4         | -0.2  | 96.0          | -14.2 | 110.2          | 0.9  | 128.7          | 3.9   |
| 4       | 90.0             | -23.2 | 111.2         | -11.8 | 78.6          | -30.5 | 109.3          | -0.4 | 111.3          | -11.2 |
| 5       | 101.8            | -14.5 | 123.0         | 0.7   | 107.6         | -4.2  | 114.0          | 6.3  | 119.3          | -3.0  |
| 6       | 108.4            | -7.0  | 128.2         | 2.3   | 116.9         | 3.6   | 115.4          | 6.0  | 122.4          | -1.7  |
| 7       | 112.9            | -3.7  | 131.6         | 5.7   | 113.0         | 1.1   | 113.5          | 3.8  | 125.1          | -0.6  |
| 8       | 112.3            | -4.6  | 132.2         | 6.0   | 120.9         | 5.9   | 115.1          | 5.1  | 126.0          | -0.6  |
| 9       | 114.8            | -0.2  | 131.9         | 5.5   | 116.7         | 3.1   | 114.9          | 3.6  | 126.4          | -1.0  |
| 10      | 116.4            | -1.3  | 131.5         | 3.5   | 119.3         | 5.4   | 115.5          | 4.8  | 126.8          | -1.0  |
| 11      | 112.7            | -5.9  | 132.5         | 1.8   | 100.9         | -11.7 | 117.6          | 7.6  | 127.3          | -1.0  |
| 12      | 113.9            | -3.5  | 133.5         | 4.6   | 122.1         | 8.1   | 114.0          | 3.5  | 126.3          | -2.4  |
| 2021. 1 | 108.7            | -10.4 | 130.1         | -1.0  | 116.9         | 2.6   | 115.7          | 4.7  | 127.0          | -1.7  |
| 2       | 106.7            | -15.0 | 134.6         | 2.0   | 118.4         | 4.2   | 116.9          | 4.3  | 125.5          | -5.0  |
| 3       | 111.8            | 1.6   | 134.8         | 9.2   | 120.5         | 25.5  | 117.6          | 6.7  | 126.6          | -1.6  |
| 4       | 116.5            | 29.5  | 128.2         | 15.3  | 111.9         | 42.4  | 120.5          | 10.2 | 125.6          | 12.8  |
| 5       | 121.2            | 19.0  | 136.0         | 10.6  | 119.6         | 11.2  | 119.4          | 4.7  | 125.8          | 5.4   |
| 6       | 120.0            | 10.7  | 135.6         | 5.8   | 121.0         | 3.5   | 119.4          | 3.5  | 126.6          | 3.4   |

## 5. 경기선행지수(계절조정)

### Composite Leading Indicators (Seasonally Adjusted)

|         | 한 국 <sup>1)</sup> | 그리스    | 네덜란드        | 노르웨이   | 덴마크     | 독 일     | 멕시코    | 미 국    |
|---------|-------------------|--------|-------------|--------|---------|---------|--------|--------|
|         | Korea             | Greece | Netherlands | Norway | Denmark | Germany | Mexico | U.S.A. |
| 2019. 6 | 114.1             | 102.8  | 109.3       | 105.2  | 108.5   | 106.2   | 107.3  | 108.5  |
| 7       | 114.1             | 103.2  | 109.4       | 105.2  | 108.5   | 106.1   | 107.0  | 108.6  |
| 8       | 114.4             | 103.5  | 109.6       | 105.1  | 108.6   | 106.1   | 106.7  | 108.7  |
| 9       | 114.9             | 103.8  | 109.7       | 105.1  | 108.7   | 106.1   | 106.6  | 108.9  |
| 10      | 115.6             | 103.9  | 109.8       | 105.2  | 108.8   | 106.3   | 106.7  | 109.1  |
| 11      | 116.3             | 104.0  | 110.0       | 105.2  | 108.9   | 106.5   | 106.9  | 109.4  |
| 12      | 117.1             | 104.0  | 110.1       | 105.3  | 108.8   | 106.7   | 107.1  | 109.6  |
| 2020. 1 | 117.5             | 103.9  | 110.2       | 105.4  | 108.7   | 106.9   | 107.3  | 109.8  |
| 2       | 117.7             | 103.7  | 110.3       | 105.4  | 108.6   | 107.0   | 107.5  | 109.9  |
| 3       | 117.4             | 103.2  | 109.6       | 99.0   | 106.4   | 104.1   | 103.6  | 107.9  |
| 4       | 117.5             | 98.6   | 104.1       | 101.4  | 104.9   | 98.5    | 92.4   | 102.5  |
| 5       | 117.6             | 99.5   | 105.4       | 102.9  | 106.4   | 100.8   | 94.9   | 104.4  |
| 6       | 118.3             | 100.2  | 107.9       | 103.9  | 108.3   | 105.9   | 101.9  | 106.9  |
| 7       | 119.0             | 101.7  | 109.5       | 104.6  | 108.8   | 107.3   | 103.1  | 109.0  |
| 8       | 120.0             | 101.9  | 109.9       | 105.2  | 109.1   | 107.9   | 104.1  | 110.1  |
| 9       | 120.9             | 102.1  | 110.2       | 105.5  | 109.4   | 108.1   | 104.4  | 110.6  |
| 10      | 121.6             | 102.4  | 110.5       | 106.1  | 109.8   | 108.4   | 105.0  | 111.2  |
| 11      | 122.6             | 102.6  | 111.1       | 106.4  | 110.3   | 108.7   | 105.7  | 111.8  |
| 12      | 123.4             | 102.9  | 111.8       | 106.7  | 110.8   | 109.1   | 106.3  | 112.4  |
| 2021. 1 | 124.1             | 103.0  | 112.6       | 107.0  | 109.3   | 109.5   | 106.9  | 113.0  |
| 2       | 124.8             | 103.2  | 113.3       | 107.3  | 109.5   | 110.1   | 107.4  | 113.7  |
| 3       | 125.3             | ...    | ...         | ...    | ...     | 110.7   | 107.9  | 114.2  |
| 4       | 126.3             | ...    | ...         | ...    | ...     | 111.2   | 108.3  | 114.8  |
| 5       | 127.2             | ...    | ...         | ...    | ...     | 111.7   | 108.9  | 115.1  |

|         | 벨기에     | 스웨덴    | 스위스         | 스페인   | 슬로바키아    | 슬로베니아    | 아이슬란드   | 아일랜드    |
|---------|---------|--------|-------------|-------|----------|----------|---------|---------|
|         | Belgium | Sweden | Switzerland | Spain | Slovakia | Slovenia | Iceland | Ireland |
| 2019. 6 | 104.6   | 109.0  | 106.3       | 112.6 | 112.0    | 116.3    | 115.6   | 127.9   |
| 7       | 104.6   | 109.1  | 106.4       | 112.6 | 112.1    | 116.4    | 115.7   | 128.7   |
| 8       | 104.7   | 109.1  | 106.4       | 112.5 | 112.3    | 116.5    | 115.8   | 129.5   |
| 9       | 104.7   | 109.1  | 106.5       | 112.4 | 112.6    | 116.5    | 115.9   | 130.3   |
| 10      | 104.7   | 109.2  | 106.5       | 112.3 | 113.0    | 116.5    | 116.0   | 131.1   |
| 11      | 104.8   | 109.2  | 106.5       | 112.0 | 113.4    | 116.5    | 116.1   | 131.8   |
| 12      | 104.8   | 109.3  | 106.4       | 111.7 | 113.7    | 116.7    | 116.2   | 132.3   |
| 2020. 1 | 104.8   | 109.3  | 106.3       | 111.3 | 113.9    | 116.9    | 116.2   | 132.8   |
| 2       | 104.8   | 109.4  | 106.2       | 110.7 | 113.9    | 117.1    | 116.2   | 133.1   |
| 3       | 102.0   | 108.7  | 104.8       | 105.6 | 112.0    | 117.2    | 114.3   | 132.6   |
| 4       | 95.9    | 105.8  | 102.6       | 100.8 | 102.1    | 108.7    | 111.2   | 125.8   |
| 5       | 98.9    | 106.4  | 99.9        | 103.4 | 104.5    | 105.8    | 111.2   | 127.2   |
| 6       | 101.5   | 108.2  | 104.5       | 107.9 | 108.7    | 107.3    | 111.7   | 133.2   |
| 7       | 103.4   | 109.3  | 106.9       | 108.2 | 109.4    | 110.5    | 113.4   | 136.4   |
| 8       | 104.5   | 110.0  | 107.8       | 108.5 | 111.1    | 114.9    | 113.7   | 137.6   |
| 9       | 104.7   | 110.6  | 108.1       | 108.8 | 111.5    | 118.0    | 113.2   | 138.9   |
| 10      | 104.9   | 111.2  | 108.3       | 109.3 | 111.9    | 118.7    | 113.2   | 140.0   |
| 11      | 105.1   | 111.8  | 108.5       | 109.9 | 112.3    | 119.5    | 113.2   | 141.1   |
| 12      | 105.3   | 112.5  | 108.7       | 110.6 | 112.6    | 120.3    | 113.4   | 142.0   |
| 2021. 1 | 105.5   | 113.2  | 109.0       | 111.2 | 112.9    | 121.2    | 113.6   | 142.9   |
| 2       | 105.7   | 114.0  | 109.3       | 112.0 | 113.3    | 122.2    | 113.8   | 143.9   |
| 3       | 106.0   | 114.7  | ...         | 112.8 | ...      | ...      | ...     | ...     |
| 4       | 106.3   | 115.5  | ...         | 113.5 | ...      | ...      | ...     | ...     |
| 5       | 106.7   | 116.1  | ...         | 114.2 | ...      | ...      | ...     | ...     |

주: 1) 10차 경기종합지수 개편(2015=100) 결과임, 최근월은 잠정치임

자료: 통계청 『경기종합지수』, OECD 『Main Economic Indicators』

## 5. 경기선행지수(계절조정)(계속)

### Composite Leading Indicators (Seasonally Adjusted)(Cont'd)

|         | 에스토니아<br>Estonia | 영국<br>U.K. | 오스트레일리아<br>Australia | 오스트리아<br>Austria | 이탈리아<br>Italy | 일본<br>Japan | 중국<br>China | 체코<br>Czechia |
|---------|------------------|------------|----------------------|------------------|---------------|-------------|-------------|---------------|
| 2019. 6 | 115.1            | 103.2      | 109.3                | 106.2            | 103.3         | 102.7       | 125.8       | 114.6         |
| 7       | 114.6            | 103.2      | 109.5                | 106.1            | 103.3         | 102.7       | 126.3       | 114.7         |
| 8       | 114.2            | 103.2      | 109.6                | 106.0            | 103.2         | 102.6       | 126.9       | 114.8         |
| 9       | 114.0            | 103.2      | 109.7                | 106.0            | 103.2         | 102.4       | 127.4       | 114.9         |
| 10      | 114.2            | 103.2      | 109.8                | 106.0            | 103.2         | 102.3       | 128.0       | 114.9         |
| 11      | 114.6            | 103.4      | 109.9                | 106.0            | 103.2         | 102.2       | 128.6       | 114.8         |
| 12      | 115.1            | 103.7      | 109.9                | 106.1            | 103.3         | 102.0       | 129.3       | 114.5         |
| 2020. 1 | 115.6            | 104.3      | 110.0                | 106.1            | 103.3         | 101.9       | 130.1       | 114.1         |
| 2       | 115.8            | 105.0      | 110.2                | 106.1            | 103.3         | 101.7       | 111.9       | 113.6         |
| 3       | 115.9            | 101.5      | 108.8                | 104.7            | 98.7          | 101.2       | 118.8       | 109.8         |
| 4       | 104.4            | 93.9       | 107.8                | 100.5            | 93.8          | 100.7       | 124.6       | 97.1          |
| 5       | 106.9            | 95.9       | 107.5                | 101.5            | 97.1          | 100.2       | 129.5       | 103.5         |
| 6       | 111.1            | 102.0      | 108.3                | 103.2            | 100.5         | 100.4       | 132.5       | 109.7         |
| 7       | 115.3            | 107.2      | 108.9                | 103.9            | 101.8         | 100.9       | 135.5       | 112.5         |
| 8       | 117.8            | 107.6      | 109.6                | 104.2            | 102.7         | 101.4       | 138.4       | 114.5         |
| 9       | 118.9            | 107.4      | 110.2                | 104.7            | 103.3         | 101.7       | 139.9       | 115.5         |
| 10      | 120.1            | 107.1      | 110.8                | 104.6            | 103.7         | 101.9       | 141.3       | 115.5         |
| 11      | 121.3            | 107.1      | 111.5                | 104.8            | 103.9         | 102.1       | 142.7       | 116.0         |
| 12      | 122.3            | 107.4      | 111.8                | 105.0            | 104.1         | 102.3       | 144.1       | 117.1         |
| 2021. 1 | 123.2            | 107.6      | 112.1                | 105.0            | 104.4         | 102.6       | 145.4       | 117.6         |
| 2       | 124.1            | 108.0      | 112.3                | 105.3            | 104.8         | 102.8       | 146.7       | 117.9         |
| 3       | ...              | ...        | ...                  | 105.5            | 105.3         | ...         | 147.8       | 118.2         |
| 4       | ...              | ...        | ...                  | 105.9            | 105.9         | ...         | 149.0       | 118.9         |
| 5       | ...              | ...        | ...                  | 106.2            | 106.3         | ...         | 150.1       | 119.5         |

|         | 칠레<br>Chile | 캐나다<br>Canada | 터키<br>Turkey | 포르투갈<br>Portugal | 폴란드<br>Poland | 프랑스<br>France | 핀란드<br>Finland | 헝가리<br>Hungary |
|---------|-------------|---------------|--------------|------------------|---------------|---------------|----------------|----------------|
| 2019. 6 | 104.7       | 105.9         | 114.4        | 110.6            | 115.8         | 106.3         | 106.6          | 116.6          |
| 7       | 104.7       | 105.9         | 115.2        | 111.2            | 115.8         | 106.5         | 106.6          | 116.8          |
| 8       | 104.8       | 105.9         | 116.2        | 111.7            | 115.9         | 106.7         | 106.6          | 117.0          |
| 9       | 104.8       | 105.9         | 117.2        | 112.1            | 116.0         | 106.9         | 106.7          | 117.3          |
| 10      | 104.8       | 106.0         | 118.2        | 112.5            | 116.2         | 107.0         | 106.8          | 117.7          |
| 11      | 104.9       | 106.2         | 119.2        | 112.7            | 116.4         | 107.1         | 106.9          | 118.0          |
| 12      | 105.1       | 106.4         | 120.1        | 112.7            | 116.7         | 107.1         | 107.0          | 118.4          |
| 2020. 1 | 105.4       | 106.8         | 120.7        | 112.3            | 117.2         | 107.2         | 107.1          | 118.6          |
| 2       | 105.9       | 107.2         | 121.0        | 111.8            | 118.0         | 107.3         | 107.2          | 118.8          |
| 3       | 103.8       | 105.4         | 118.3        | 110.6            | 117.6         | 102.6         | 106.7          | 118.1          |
| 4       | 100.6       | 104.5         | 91.3         | 99.4             | 116.3         | 95.2          | 104.5          | 109.1          |
| 5       | 103.8       | 105.8         | 107.5        | 100.9            | 113.9         | 100.5         | 105.5          | 110.2          |
| 6       | 106.2       | 107.2         | 119.1        | 106.3            | 115.9         | 105.6         | 106.6          | 114.0          |
| 7       | 108.3       | 107.9         | 121.7        | 107.8            | 118.9         | 105.8         | 107.4          | 115.4          |
| 8       | 109.9       | 108.6         | 122.8        | 108.9            | 121.6         | 106.2         | 107.6          | 116.2          |
| 9       | 111.1       | 109.0         | 123.2        | 109.9            | 122.8         | 106.4         | 107.7          | 116.7          |
| 10      | 112.3       | 109.3         | 123.7        | 110.4            | 123.5         | 106.5         | 108.0          | 117.4          |
| 11      | 112.9       | 109.9         | 124.1        | 110.5            | 124.5         | 106.7         | 108.4          | 118.1          |
| 12      | 113.2       | 110.6         | 124.5        | 111.0            | 125.3         | 106.8         | 108.8          | 118.9          |
| 2021. 1 | 113.4       | 110.9         | 124.9        | 111.4            | 126.1         | 106.9         | 109.2          | 119.6          |
| 2       | 113.6       | 111.5         | 125.4        | 111.9            | 126.7         | 107.2         | 109.7          | 120.4          |
| 3       | ...         | 112.0         | ...          | 112.6            | ...           | 107.5         | ...            | ...            |
| 4       | ...         | 112.4         | ...          | 113.4            | ...           | 107.9         | ...            | ...            |
| 5       | ...         | 112.8         | ...          | 114.3            | ...           | 108.2         | ...            | ...            |

## V. 물가 PRICES

|                               |    |
|-------------------------------|----|
| 1. 생산자 물가지수 .....             | 56 |
| 2. 소비자 물가지수 .....             | 59 |
| 3. 소비자 물가지수(서비스) .....        | 62 |
| 4. 소비자 물가지수(비식품 및 비에너지) ..... | 65 |
| 5. 수출물가지수 .....               | 68 |
| 6. 수입물가지수 .....               | 70 |
| 7. 수출입물량지수 .....              | 72 |
| 8. 수출입단가지수 .....              | 73 |
| 9. 비교물가수준 .....               | 74 |

#### **V-1. 생산자 물가지수(Producer Price Indices)**

- 개별 국가에서 생산되어 자국 시장의 공장판매단계(1차 거래단계)에서 기업 상호 간에 거래되는 상품과 서비스 요금(부가가치세를 제외한 가격)의 평균적인 가격 변동을 종합적으로 측정하기 위하여 작성하는 지수임.
- 생산자 물가지수는 가격의 변동 추이 측정이 목적이고, 가격의 절대 수준을 나타내지는 않음.

#### **V-2. 소비자 물가지수(Consumer Price Indices)**

- 가구에서 일상 소비생활을 영위하기 위해 구입하는 상품과 서비스의 가격 변동을 종합적으로 측정하기 위하여 작성하는 지수임.

#### **V-5. 수출물가지수(Export Prices Indices)**

#### **V-6. 수입물가지수(Import Prices Indices)**

- 수출 및 수입 상품의 가격 변동을 측정하는 지표로서 대외의존도가 높은 우리나라의 경우 수출입 상품의 가격 변동이 국내물가, 생산활동 및 대외경쟁 등에 미치는 효과를 사전에 측정하기 위해 작성됨. 주로 수출입 관련 업체들의 수출채산성 변동이나 수입 원가부담 등을 파악하는 한편 수출입물가지수의 상호비교를 통하여 가격측면에서의 교역조건 등을 측정하는데 이용됨.

#### **V-7. 수출입물량지수(Volume of Exports and Imports)**

- 무역지수 중 수출입 물량의 변동을 나타내 주는 것으로, 수출입금액지수를 수출입단가지수로 나누고 100을 곱하여 산출함. 이러한 방식으로 산출되는 것은 수출입금액이 단가요인과 물량요인의 합과 일치한다는 점에서 타당성을 지님.

#### **V-8. 수출입단가지수(Unit Volume of Exports and Imports)**

- 수출입단가지수는 한 나라의 수출 및 수입 금액의 변동에서 가격요인에 의한 변동을 파악하기 위하여 작성되는 통계로, 수출 및 수입 상품의 중량 단위당 가격 변동을 지수화한 것으로 US\$ 기준으로 작성된 지수임.

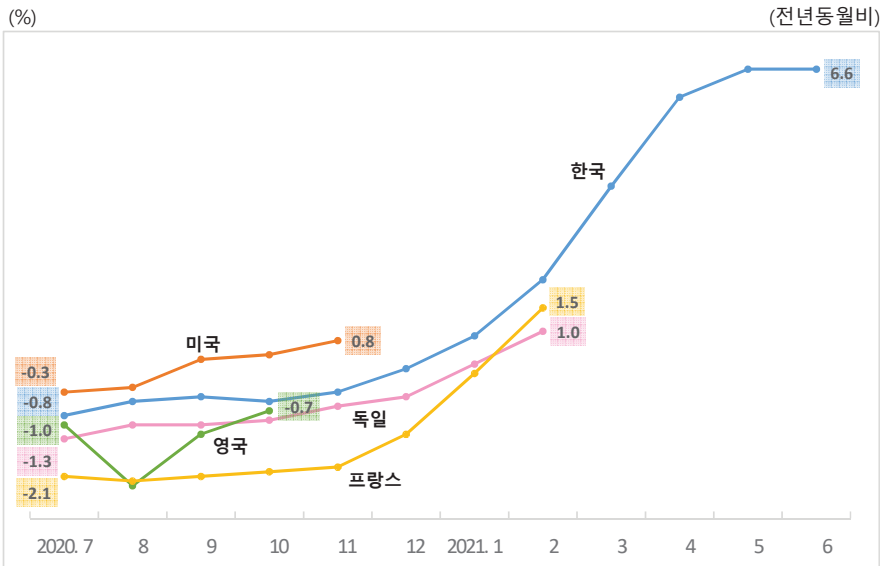
- 우리나라는 수출입 단가지수가 중단되어 수출입 금액지수를 사용함. 수출입 금액지수는 수출입 물가지수와 포괄범위를 일치시키기 위해 통관 금액 중 선박, 무기류, 항공기, 예술품 등의 수출입액을 제외하여 금액지수를 작성하기 때문에 산업통상자원부에서 공표하는 수출입동향의 금액 움직임과 다를 수 있음.

#### V-9. 비교물가수준(Comparative Price Levels)

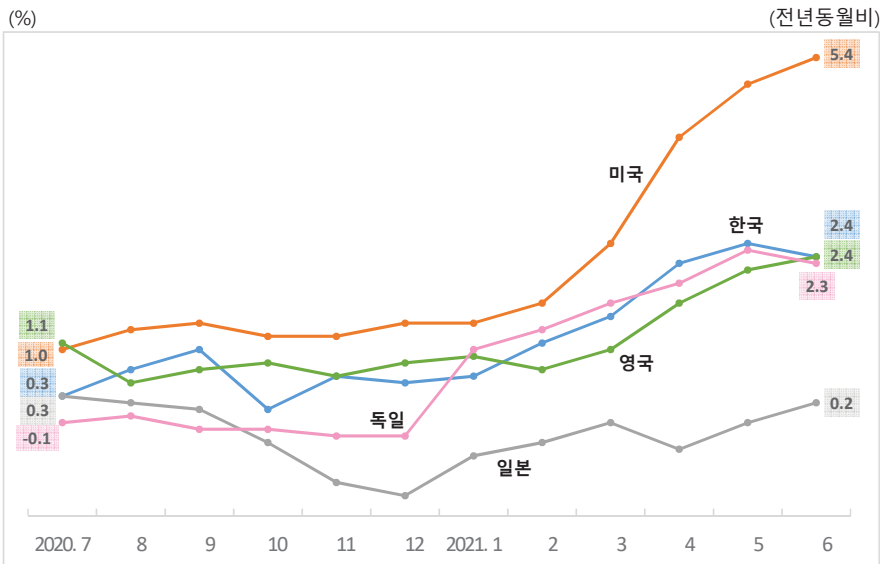
- 국가 간 물가 수준 차이를 측정하기 위해 US\$를 기준으로 정하여 “각국 환율에 대한 PPP율 $\times 100$ ”으로 계산한 수치임. PPP율이란 미국에서 1US\$로 구입할 수 있는 상품·서비스량과 동일량을 해당국에서 구입하기 위해 소요되는 자국 화폐액을 말함. 예를들어, 지수상으로 미국을 100으로 표시할 시 일본이 128이면 일본은 미국보다 28%정도 물가가 비싼 것을 의미함.

본 통계표에 사용된 PPP는 민간 최종소비지출에 대한 2012 PPP를 기반으로 추정함(extrapolate). 이때 소비자물가지수로 측정한 국가 간의 상대적 물가상승률을 이용함. 어느 한 국가의 물가상승률이 높지 않다면, 해당 국가의 PPP는 시간이 경과함에 따라 천천히 변화하는 경향이 있음. 비교물가수준의 증감은 환율 변동의 결과일 가능성이 더 높음.

### 생산자 물가지수



### 소비자 물가지수



# 1. 생산자 물가지수 <sup>1)</sup>

## Producer Price Indices

2010=100

|         | 한 국 <sup>2)</sup> |      | 그리스     |      | 남아프리카공화국     |     | 네덜란드        |      | 노르웨이    |       | 대 만 <sup>3)</sup> |       |
|---------|-------------------|------|---------|------|--------------|-----|-------------|------|---------|-------|-------------------|-------|
|         | Korea             |      | Greece  |      | South Africa |     | Netherlands |      | Norway  |       | Taiwan            |       |
|         | 전년(동월)비           |      | 전년(동월)비 |      | 전년(동월)비      |     | 전년(동월)비     |      | 전년(동월)비 |       | 전년(동월)비           |       |
| 2015    | 100.0             | -4.0 | 95.0    | -2.2 | 133.3        | 3.6 | 102.9       | -5.0 | 109.0   | -8.1  | 103.1             | -8.9  |
| 2016    | 98.2              | -1.8 | 94.9    | -0.2 | 142.7        | 7.1 | 100.4       | -2.5 | 100.2   | -8.0  | 100.0             | -3.0  |
| 2017    | 101.6             | 3.5  | 96.3    | 1.5  | 149.6        | 4.9 | 105.2       | 4.8  | 109.5   | 9.3   | 100.9             | 0.9   |
| 2018    | 103.5             | 1.9  | 100.5   | 4.4  | 157.8        | 5.5 | 108.3       | 3.0  | 125.8   | 14.8  | 104.6             | 3.6   |
| 2019    | 103.5             | 0.0  | 102.7   | 2.2  | 165.1        | 4.6 | 109.3       | 0.9  | 121.3   | -3.6  | 102.2             | -2.3  |
| 2020    | 103.0             | -0.5 | 103.0   | 0.3  | ...          | ... | 104.8       | -4.2 | 108.9   | -10.2 | 94.3              | -7.8  |
| 2020. 1 | 104.1             | 1.1  | 103.4   | 1.9  | 168.7        | 4.6 | 110.1       | 2.2  | 121.8   | -3.9  | 98.9              | -3.3  |
| 2       | 103.7             | 0.7  | 102.9   | 1.7  | 169.2        | 4.5 | 109.4       | 0.9  | 117.8   | -7.4  | 98.0              | -4.5  |
| 3       | 102.8             | -0.5 | 103.0   | 0.0  | 169.3        | 3.3 | 105.2       | -3.8 | 109.0   | -12.6 | 95.3              | -7.5  |
| 4       | 101.9             | -1.7 | 103.2   | 0.7  | 168.2        | 1.2 | 102.0       | -8.0 | 105.4   | -16.1 | 91.9              | -11.2 |
| 5       | 102.0             | -1.8 | 103.2   | 0.4  | 167.6        | 0.4 | 102.3       | -7.9 | 102.5   | -17.5 | 91.5              | -12.2 |
| 6       | 102.5             | -1.0 | 103.1   | -0.3 | 168.4        | 0.5 | 103.5       | -5.5 | 101.2   | -14.4 | 92.7              | -10.3 |
| 7       | 102.7             | -0.8 | 104.1   | 1.1  | 170.5        | 1.9 | 104.2       | -4.8 | 101.2   | -13.3 | 93.3              | -9.0  |
| 8       | 103.2             | -0.5 | 103.0   | 0.5  | 171.7        | 2.4 | 104.0       | -4.2 | 102.4   | -12.1 | 93.9              | -8.8  |
| 9       | 103.4             | -0.4 | 102.6   | -0.9 | 172.3        | 2.5 | 103.4       | -5.3 | 105.3   | -9.6  | 93.9              | -8.2  |
| 10      | 103.0             | -0.5 | 102.6   | -0.6 | 173.0        | 2.7 | 103.7       | -4.9 | 109.6   | -6.0  | 93.2              | -7.3  |
| 11      | 103.1             | -0.3 | 102.5   | -0.5 | 173.0        | 3.0 | 104.2       | -4.6 | 114.6   | -3.3  | 93.8              | -5.9  |
| 12      | 103.9             | 0.2  | 102.6   | -0.2 | ...          | ... | 105.3       | -4.1 | 116.4   | -5.7  | 94.8              | -4.8  |
| 2021. 1 | 105.1             | 0.9  | 104.3   | 0.8  | ...          | ... | 107.8       | -2.1 | 122.6   | 0.6   | 96.8              | -2.1  |
| 2       | 105.9             | 2.1  | 103.5   | 0.6  | ...          | ... | ...         | ...  | 129.2   | 9.7   | 98.1              | 0.1   |
| 3       | 107.0             | 4.1  | ...     | ...  | ...          | ... | ...         | ...  | 129.0   | 18.4  | 100.3             | 5.2   |
| 4       | 108.1             | 6.0  | ...     | ...  | ...          | ... | ...         | ...  | ...     | ...   | 101.6             | 10.5  |
| 5       | 108.7             | 6.6  | ...     | ...  | ...          | ... | ...         | ...  | ...     | ...   | 102.2             | 11.7  |
| 6       | 109.2             | 6.6  | ...     | ...  | ...          | ... | ...         | ...  | ...     | ...   | 102.8             | 10.9  |

|         | 덴마크     |      | 독 일     |      | 라트비아    |      | 러시아     |       | 룩셈부르크      |      | 리투아니아     |       |
|---------|---------|------|---------|------|---------|------|---------|-------|------------|------|-----------|-------|
|         | Denmark |      | Germany |      | Latvia  |      | Russia  |       | Luxembourg |      | Lithuania |       |
|         | 전년(동월)비 |      | 전년(동월)비 |      | 전년(동월)비 |      | 전년(동월)비 |       | 전년(동월)비    |      | 전년(동월)비   |       |
| 2015    | 107.7   | -3.7 | 104.6   | -0.5 | 113.0   | -0.9 | 156.6   | 13.8  | 102.1      | -0.8 | 100.3     | -9.6  |
| 2016    | 106.2   | -1.4 | 103.3   | -1.2 | 110.3   | -2.4 | 163.4   | 4.3   | 100.9      | -1.2 | 95.9      | -4.4  |
| 2017    | 108.8   | 2.5  | 105.3   | 1.9  | 113.0   | 2.5  | 175.8   | 7.6   | 103.8      | 2.9  | 100.8     | 5.1   |
| 2018    | 113.5   | 4.3  | 107.3   | 1.9  | 118.0   | 4.4  | 197.5   | 12.3  | 108.6      | 4.6  | 106.5     | 5.6   |
| 2019    | 112.8   | -0.6 | 108.3   | 0.9  | 120.0   | 1.7  | 201.4   | 2.0   | 106.5      | -1.9 | 106.4     | -0.1  |
| 2020    | 109.7   | -2.7 | 107.5   | -0.8 | 117.7   | -1.9 | 193.9   | -3.8  | 104.5      | -1.9 | 96.9      | -8.9  |
| 2020. 1 | 113.0   | -0.9 | 108.7   | 0.4  | 118.6   | -1.2 | 198.4   | -1.2  | 104.6      | -1.8 | 105.7     | 1.2   |
| 2       | 110.0   | -3.4 | 108.5   | 0.2  | 118.2   | -1.9 | 197.2   | -1.9  | 105.5      | -0.8 | 104.5     | -1.0  |
| 3       | 108.0   | -3.9 | 107.7   | -0.5 | 118.2   | -1.7 | 194.5   | -4.1  | 104.9      | -2.5 | 96.9      | -9.0  |
| 4       | 107.0   | -5.4 | 107.2   | -1.3 | 118.2   | -2.2 | 180.5   | -11.4 | 107.2      | -0.2 | 91.9      | -15.5 |
| 5       | 106.4   | -5.6 | 106.8   | -1.5 | 117.3   | -2.4 | 175.5   | -15.3 | 109.0      | 2.3  | 91.9      | -16.2 |
| 6       | 110.0   | -1.6 | 106.8   | -1.4 | 117.2   | -2.9 | 186.2   | -9.7  | 109.9      | 3.5  | 94.3      | -11.5 |
| 7       | 110.0   | -2.1 | 107.0   | -1.3 | 117.0   | -2.9 | 194.3   | -3.2  | 105.9      | 0.0  | 96.4      | -9.8  |
| 8       | 111.0   | -1.0 | 107.0   | -1.0 | 117.0   | -2.8 | 196.3   | -1.6  | 103.1      | -3.8 | 96.3      | -8.7  |
| 9       | 110.6   | -1.3 | 107.2   | -1.0 | 117.3   | -2.2 | 197.5   | -0.8  | 101.2      | -4.6 | 95.3      | -10.3 |
| 10      | 109.3   | -2.9 | 107.2   | -0.9 | 117.5   | -1.4 | 198.2   | -0.2  | 101.3      | -5.4 | 95.6      | -9.3  |
| 11      | 109.9   | -2.6 | 107.5   | -0.6 | 118.0   | -0.9 | 200.2   | 1.7   | 100.4      | -5.1 | 96.2      | -8.3  |
| 12      | 110.9   | -2.0 | 107.8   | -0.4 | 118.2   | -0.4 | 203.1   | 3.6   | 101.0      | -5.0 | 97.7      | -7.9  |
| 2021. 1 | 111.9   | -1.0 | 109.0   | 0.3  | 119.1   | 0.5  | 210.1   | 5.9   | 103.5      | -1.1 | 100.2     | -5.2  |
| 2       | 113.5   | 3.1  | 109.5   | 1.0  | 120.5   | 1.9  | 217.6   | 10.4  | 107.0      | 1.5  | 100.2     | -4.1  |
| 3       | ...     | ...  | ...     | ...  | ...     | ...  | ...     | ...   | ...        | ...  | 101.4     | 4.7   |
| 4       | ...     | ...  | ...     | ...  | ...     | ...  | ...     | ...   | ...        | ...  | ...       | ...   |
| 5       | ...     | ...  | ...     | ...  | ...     | ...  | ...     | ...   | ...        | ...  | ...       | ...   |
| 6       | ...     | ...  | ...     | ...  | ...     | ...  | ...     | ...   | ...        | ...  | ...       | ...   |

주: 1) 도매물가지수 2) 생산자물가지수, 2015=100 3) 2016=100

자료: 한국은행 경제통계시스템, IMF 『International Financial Statistics』, 대만 『Price Statistics Monthly』





[illegible][illegible]

## 2. 소비자 물가지수

### Consumer Price Indices

2015=100

|       |    | 한 국<br>Korea |      | 그리스<br>Greece |      | 네덜란드<br>Netherlands |     | 노르웨이<br>Norway |     | 대 만 <sup>1)</sup><br>Taiwan |      | 덴마크<br>Denmark |     |
|-------|----|--------------|------|---------------|------|---------------------|-----|----------------|-----|-----------------------------|------|----------------|-----|
|       |    | 전년(동월)비      |      | 전년(동월)비       |      | 전년(동월)비             |     | 전년(동월)비        |     | 전년(동월)비                     |      | 전년(동월)비        |     |
| 2015  |    | 100.0        | 0.7  | 100.0         | -1.7 | 100.0               | 0.6 | 100.0          | 2.2 | 98.6                        | -0.3 | 100.0          | 0.5 |
| 2016  |    | 101.0        | 1.0  | 99.2          | -0.8 | 100.3               | 0.3 | 103.6          | 3.6 | 100.0                       | 1.4  | 100.3          | 0.3 |
| 2017  |    | 102.9        | 1.9  | 100.3         | 1.1  | 101.7               | 1.4 | 105.5          | 1.9 | 100.6                       | 0.6  | 101.4          | 1.1 |
| 2018  |    | 104.5        | 1.5  | 100.9         | 0.6  | 103.4               | 1.7 | 108.4          | 2.8 | 102.0                       | 1.4  | 102.2          | 0.8 |
| 2019  |    | 104.9        | 0.4  | 101.2         | 0.3  | 106.2               | 2.6 | 110.8          | 2.2 | 102.6                       | 0.6  | 103.0          | 0.8 |
| 2020  |    | 105.4        | 0.5  | 99.9          | -1.2 | 107.5               | 1.3 | 112.2          | 1.3 | 102.3                       | -0.2 | 103.4          | 0.4 |
| 2020. | 1  | 105.8        | 1.5  | 100.4         | 0.9  | 106.0               | 1.8 | 111.3          | 1.8 | 103.3                       | 1.9  | 103.0          | 0.7 |
|       | 2  | 105.8        | 1.1  | 99.9          | 0.2  | 106.6               | 1.6 | 111.2          | 0.9 | 102.2                       | -0.2 | 103.6          | 0.8 |
|       | 3  | 105.5        | 1.0  | 101.5         | -0.0 | 106.9               | 1.4 | 111.2          | 0.7 | 101.7                       | -0.0 | 103.3          | 0.4 |
|       | 4  | 105.0        | 0.1  | 101.0         | -1.4 | 107.3               | 1.2 | 111.7          | 0.8 | 101.5                       | -1.0 | 103.2          | 0.0 |
|       | 5  | 104.7        | -0.3 | 100.2         | -1.1 | 107.2               | 1.2 | 111.9          | 1.3 | 101.4                       | -1.2 | 103.1          | 0.0 |
|       | 6  | 104.9        | -0.0 | 100.2         | -1.6 | 107.5               | 1.6 | 112.1          | 1.4 | 102.2                       | -0.7 | 103.2          | 0.3 |
|       | 7  | 104.9        | 0.3  | 98.5          | -1.8 | 108.7               | 1.7 | 112.9          | 1.3 | 102.3                       | -0.5 | 104.0          | 0.5 |
|       | 8  | 105.5        | 0.7  | 97.9          | -1.9 | 108.1               | 0.7 | 112.5          | 1.7 | 102.5                       | -0.3 | 103.6          | 0.5 |
|       | 9  | 106.2        | 1.0  | 99.9          | -2.0 | 107.9               | 1.1 | 112.9          | 1.6 | 102.4                       | -0.6 | 103.5          | 0.6 |
|       | 10 | 105.6        | 0.1  | 100.2         | -1.8 | 108.5               | 1.2 | 113.2          | 1.7 | 102.8                       | -0.3 | 103.7          | 0.4 |
|       | 11 | 105.5        | 0.6  | 99.4          | -2.1 | 107.6               | 0.8 | 112.4          | 0.7 | 102.7                       | 0.1  | 103.6          | 0.5 |
|       | 12 | 105.7        | 0.5  | 99.8          | -2.3 | 107.9               | 1.0 | 112.9          | 1.4 | 102.7                       | 0.0  | 103.4          | 0.5 |
| 2021. | 1  | 106.5        | 0.6  | 98.4          | -2.0 | 107.6               | 1.6 | 114.1          | 2.5 | 103.1                       | -0.2 | 103.6          | 0.6 |
|       | 2  | 107.0        | 1.1  | 98.6          | -1.3 | 108.6               | 1.8 | 114.9          | 3.3 | 103.6                       | 1.4  | 104.2          | 0.6 |
|       | 3  | 107.2        | 1.5  | 99.8          | -1.6 | 108.9               | 1.9 | 114.6          | 3.1 | 103.0                       | 1.2  | 104.3          | 1.0 |
|       | 4  | 107.4        | 2.3  | 100.7         | -0.3 | 109.4               | 1.9 | 115.0          | 3.0 | 103.6                       | 2.1  | 104.7          | 1.5 |
|       | 5  | 107.5        | 2.6  | 100.3         | 0.1  | 109.5               | 2.1 | 114.9          | 2.7 | 103.9                       | 2.5  | 104.9          | 1.7 |
|       | 6  | 107.4        | 2.4  | 101.3         | 1.0  | 109.7               | 2.0 | 115.3          | 2.9 | 104.1                       | 1.9  | 105.0          | 1.7 |

|       |    | 독 일<br>Germany |      | 라트비아<br>Latvia |      | 룩셈부르크<br>Luxembourg |      | 리투아니아<br>Lithuania |      | 멕시코<br>Mexico |     | 미 국<br>U.S.A. |     |
|-------|----|----------------|------|----------------|------|---------------------|------|--------------------|------|---------------|-----|---------------|-----|
|       |    | 전년(동월)비        |      | 전년(동월)비        |      | 전년(동월)비             |      | 전년(동월)비            |      | 전년(동월)비       |     | 전년(동월)비       |     |
| 2015  |    | 100.0          | 0.5  | 100.0          | 0.2  | 100.0               | 0.5  | 100.0              | -0.9 | 100.0         | 2.7 | 100.0         | 0.1 |
| 2016  |    | 100.5          | 0.5  | 100.1          | 0.1  | 100.3               | 0.3  | 100.9              | 0.9  | 102.8         | 2.8 | 101.3         | 1.3 |
| 2017  |    | 102.0          | 1.5  | 103.1          | 2.9  | 102.0               | 1.7  | 104.7              | 3.7  | 109.0         | 6.0 | 103.4         | 2.1 |
| 2018  |    | 103.8          | 1.7  | 105.7          | 2.5  | 103.6               | 1.5  | 107.5              | 2.7  | 114.4         | 4.9 | 105.9         | 2.4 |
| 2019  |    | 105.3          | 1.4  | 108.7          | 2.8  | 105.4               | 1.7  | 110.0              | 2.3  | 118.5         | 3.6 | 107.9         | 1.8 |
| 2020  |    | 105.8          | 0.5  | 108.9          | 0.2  | 106.3               | 0.8  | 111.3              | 1.2  | 122.6         | 3.4 | 109.2         | 1.2 |
| 2020. | 1  | 105.2          | 1.7  | 109.2          | 2.2  | 105.4               | 1.9  | 111.5              | 3.0  | 121.4         | 3.2 | 108.8         | 2.5 |
|       | 2  | 105.6          | 1.7  | 109.4          | 2.3  | 106.7               | 1.7  | 111.4              | 2.8  | 121.9         | 3.7 | 109.1         | 2.3 |
|       | 3  | 105.7          | 1.4  | 109.7          | 1.4  | 106.0               | 0.9  | 111.4              | 1.8  | 121.9         | 3.2 | 108.9         | 1.5 |
|       | 4  | 106.1          | 0.9  | 109.1          | 0.0  | 106.0               | 0.6  | 111.5              | 1.0  | 120.6         | 2.1 | 108.2         | 0.3 |
|       | 5  | 106.0          | 0.6  | 108.7          | -0.6 | 105.8               | 0.2  | 110.9              | 0.3  | 121.1         | 2.8 | 108.2         | 0.1 |
|       | 6  | 106.6          | 0.9  | 108.9          | -0.7 | 106.3               | 0.7  | 111.5              | 1.0  | 121.8         | 3.3 | 108.8         | 0.6 |
|       | 7  | 106.1          | -0.1 | 109.2          | 0.5  | 105.8               | 0.9  | 111.2              | 1.0  | 122.6         | 3.6 | 109.3         | 1.0 |
|       | 8  | 106.0          | 0.0  | 108.6          | -0.2 | 106.7               | 0.6  | 111.0              | 1.3  | 123.1         | 4.0 | 109.7         | 1.3 |
|       | 9  | 105.8          | -0.2 | 108.7          | -0.3 | 106.6               | 0.7  | 111.4              | 0.7  | 123.3         | 4.0 | 109.8         | 1.4 |
|       | 10 | 105.9          | -0.2 | 108.6          | -0.7 | 106.6               | 0.7  | 111.5              | 0.7  | 124.1         | 4.1 | 109.9         | 1.2 |
|       | 11 | 105.0          | -0.3 | 108.3          | -0.7 | 106.4               | 0.4  | 111.3              | 0.6  | 124.2         | 3.3 | 109.8         | 1.2 |
|       | 12 | 105.5          | -0.3 | 108.3          | -0.5 | 106.7               | 0.6  | 111.3              | 0.2  | 124.7         | 3.2 | 109.9         | 1.4 |
| 2021. | 1  | 106.3          | 1.0  | 108.7          | -0.5 | 107.4               | 1.9  | 111.8              | 0.3  | 125.7         | 3.5 | 110.4         | 1.4 |
|       | 2  | 107.0          | 1.3  | 109.2          | -0.2 | 106.6               | -0.1 | 112.1              | 0.6  | 126.5         | 3.8 | 111.0         | 1.7 |
|       | 3  | 107.5          | 1.7  | 110.0          | 0.3  | 108.1               | 2.0  | 113.2              | 1.6  | 127.6         | 4.7 | 111.8         | 2.6 |
|       | 4  | 108.2          | 2.0  | 111.0          | 1.7  | 108.2               | 2.1  | 114.2              | 2.5  | 128.0         | 6.1 | 112.7         | 4.2 |
|       | 5  | 108.7          | 2.5  | 111.5          | 2.6  | 108.5               | 2.5  | 114.9              | 3.6  | 128.3         | 5.9 | 113.6         | 5.0 |
|       | 6  | 109.1          | 2.3  | 111.9          | 2.7  | 108.7               | 2.2  | 115.5              | 3.6  | 128.9         | 5.9 | 114.6         | 5.4 |

주: 1) 2016=100 2) 2010=100, IMF보고서 인용, 그외 국가는 OECD보고서 인용

자료: 통계청 『소비자물가지수월보』, OECD 『Main Economic Indicators』, IMF 『International Financial Statistics』  
대만 『Price Statistics Monthly』

## 2. 소비자 물가지수(계속)

### Consumer Price Indices (Cont'd)

2015=100

|         | 벨기에<br>Belgium |     | 스웨덴<br>Sweden |      | 스위스<br>Switzerland |      | 스페인<br>Spain |      | 슬로바키아<br>Slovakia |      | 슬로베니아<br>Slovenia |      |
|---------|----------------|-----|---------------|------|--------------------|------|--------------|------|-------------------|------|-------------------|------|
|         | 전년(동월)비        |     | 전년(동월)비       |      | 전년(동월)비            |      | 전년(동월)비      |      | 전년(동월)비           |      | 전년(동월)비           |      |
| 2015    | 100.0          | 0.6 | 100.0         | -0.0 | 100.0              | -1.1 | 100.0        | -0.5 | 100.0             | -0.3 | 100.0             | -0.5 |
| 2016    | 102.0          | 2.0 | 101.0         | 1.0  | 99.6               | -0.4 | 99.8         | -0.2 | 99.5              | -0.5 | 99.9              | -0.1 |
| 2017    | 104.1          | 2.1 | 102.8         | 1.8  | 100.1              | 0.5  | 101.7        | 2.0  | 100.8             | 1.3  | 101.4             | 1.4  |
| 2018    | 106.3          | 2.1 | 104.8         | 2.0  | 101.0              | 0.9  | 103.5        | 1.7  | 103.3             | 2.5  | 103.1             | 1.7  |
| 2019    | 107.8          | 1.4 | 106.7         | 1.8  | 101.4              | 0.4  | 104.2        | 0.7  | 106.1             | 2.7  | 104.8             | 1.6  |
| 2020    | 108.6          | 0.7 | 107.2         | 0.5  | 100.7              | -0.7 | 103.8        | -0.3 | 108.1             | 1.9  | 104.8             | -0.1 |
| 2020. 1 | 108.7          | 1.4 | 106.2         | 1.3  | 100.8              | 0.2  | 104.0        | 1.1  | 107.9             | 3.0  | 104.5             | 2.1  |
| 2       | 108.7          | 1.1 | 106.7         | 1.0  | 101.0              | -0.1 | 103.9        | 0.7  | 108.0             | 2.9  | 105.1             | 2.0  |
| 3       | 108.6          | 0.6 | 106.6         | 0.6  | 101.0              | -0.5 | 103.5        | -0.0 | 108.0             | 2.3  | 104.3             | 0.5  |
| 4       | 108.6          | 0.6 | 106.2         | -0.4 | 100.7              | -1.1 | 103.8        | -0.7 | 108.0             | 2.1  | 103.4             | -1.2 |
| 5       | 108.5          | 0.5 | 106.9         | -0.0 | 100.7              | -1.3 | 103.8        | -0.9 | 108.2             | 2.0  | 104.3             | -1.2 |
| 6       | 108.5          | 0.6 | 107.5         | 0.7  | 100.7              | -1.3 | 104.3        | -0.3 | 108.1             | 1.8  | 105.6             | -0.3 |
| 7       | 108.8          | 0.7 | 107.7         | 0.5  | 100.6              | -0.9 | 103.3        | -0.6 | 108.2             | 1.8  | 105.5             | 0.3  |
| 8       | 108.8          | 0.8 | 107.6         | 0.8  | 100.6              | -0.9 | 103.4        | -0.5 | 108.1             | 1.4  | 105.4             | -0.1 |
| 9       | 108.4          | 0.9 | 107.6         | 0.4  | 100.6              | -0.8 | 103.5        | -0.4 | 108.2             | 1.4  | 105.0             | -0.3 |
| 10      | 108.7          | 0.7 | 107.5         | 0.3  | 100.6              | -0.6 | 104.1        | -0.8 | 108.3             | 1.5  | 105.3             | -0.1 |
| 11      | 108.5          | 0.5 | 107.5         | 0.2  | 100.3              | -0.7 | 104.2        | -0.8 | 108.3             | 1.5  | 104.5             | -0.9 |
| 12      | 108.5          | 0.4 | 108.3         | 0.5  | 100.2              | -0.8 | 104.5        | -0.5 | 108.3             | 1.5  | 104.2             | -1.1 |
| 2021. 1 | 109.0          | 0.3 | 107.9         | 1.6  | 100.3              | -0.5 | 104.5        | 0.5  | 108.7             | 0.7  | 103.8             | -0.7 |
| 2       | 109.2          | 0.5 | 108.2         | 1.4  | 100.5              | -0.5 | 103.9        | -0.0 | 108.9             | 0.8  | 104.1             | -1.0 |
| 3       | 109.5          | 0.9 | 108.4         | 1.7  | 100.8              | -0.2 | 104.9        | 1.3  | 109.4             | 1.4  | 104.4             | 0.1  |
| 4       | 109.9          | 1.2 | 108.6         | 2.2  | 101.0              | 0.3  | 106.1        | 2.2  | 109.7             | 1.6  | 105.5             | 2.1  |
| 5       | 110.1          | 1.5 | 108.8         | 1.8  | 101.3              | 0.6  | 106.6        | 2.7  | 110.6             | 2.2  | 106.5             | 2.1  |
| 6       | 110.3          | 1.6 | 108.9         | 1.3  | 101.4              | 0.6  | 107.1        | 2.7  | 111.2             | 2.9  | 107.1             | 1.4  |

|         | 싱가포르 <sup>2)</sup><br>Singapore |      | 에스토니아<br>Estonia |      | 영국<br>U.K. |     | 오스트리아<br>Austria |     | 이스라엘<br>Israel |      | 이탈리아<br>Italy |      |
|---------|---------------------------------|------|------------------|------|------------|-----|------------------|-----|----------------|------|---------------|------|
|         | 전년(동월)비                         |      | 전년(동월)비          |      | 전년(동월)비    |     | 전년(동월)비          |     | 전년(동월)비        |      | 전년(동월)비       |      |
| 2015    | 113.2                           | -0.5 | 100.0            | -0.5 | 100.0      | 0.4 | 100.0            | 0.9 | 100.0          | -0.6 | 100.0         | 0.0  |
| 2016    | 112.6                           | -0.5 | 100.1            | 0.1  | 101.0      | 1.0 | 100.9            | 0.9 | 99.5           | -0.5 | 99.9          | -0.1 |
| 2017    | 113.3                           | 0.6  | 103.6            | 3.4  | 103.6      | 2.6 | 103.0            | 2.1 | 99.7           | 0.2  | 101.1         | 1.2  |
| 2018    | 113.8                           | 0.4  | 107.1            | 3.4  | 106.0      | 2.3 | 105.0            | 2.0 | 100.5          | 0.8  | 102.3         | 1.1  |
| 2019    | 114.4                           | 0.6  | 109.6            | 2.3  | 107.8      | 1.7 | 106.7            | 1.5 | 101.4          | 0.8  | 102.9         | 0.6  |
| 2020    | 114.2                           | -0.2 | 109.1            | -0.4 | 108.9      | 1.0 | 108.1            | 1.4 | 100.8          | -0.6 | 102.7         | -0.1 |
| 2020. 1 | 114.6                           | 0.8  | 109.4            | 1.6  | 108.3      | 1.8 | 107.6            | 2.0 | 100.9          | 0.3  | 102.9         | 0.5  |
| 2       | 114.7                           | 0.3  | 109.9            | 1.9  | 108.6      | 1.7 | 107.7            | 2.1 | 100.8          | 0.1  | 102.8         | 0.3  |
| 3       | 114.3                           | -0.0 | 109.2            | 0.9  | 108.6      | 1.5 | 108.0            | 1.5 | 101.2          | 0.0  | 102.9         | 0.1  |
| 4       | 113.3                           | -0.7 | 108.7            | -0.8 | 108.6      | 0.9 | 108.0            | 1.4 | 100.9          | -0.6 | 103.0         | 0.0  |
| 5       | 113.8                           | -0.8 | 108.0            | -1.7 | 108.6      | 0.6 | 107.4            | 0.6 | 100.6          | -1.6 | 102.8         | -0.2 |
| 6       | 113.8                           | -0.5 | 109.0            | -1.0 | 108.8      | 0.8 | 107.9            | 1.1 | 100.5          | -1.1 | 102.9         | -0.2 |
| 7       | 113.5                           | -0.4 | 109.0            | -0.8 | 109.2      | 1.1 | 108.1            | 1.6 | 100.7          | -0.6 | 102.7         | -0.4 |
| 8       | 114.2                           | -0.4 | 109.7            | -0.9 | 108.8      | 0.5 | 107.9            | 1.3 | 100.7          | -0.8 | 103.0         | -0.5 |
| 9       | 114.6                           | -0.0 | 109.4            | -1.1 | 109.2      | 0.7 | 108.3            | 1.3 | 100.6          | -0.7 | 102.3         | -0.6 |
| 10      | 114.1                           | -0.2 | 108.8            | -1.5 | 109.2      | 0.8 | 108.6            | 1.3 | 100.9          | -0.8 | 102.5         | -0.3 |
| 11      | 114.5                           | -0.1 | 109.0            | -1.1 | 109.1      | 0.6 | 108.7            | 1.2 | 100.7          | -0.6 | 102.4         | -0.2 |
| 12      | 114.9                           | 0.0  | 109.0            | -0.8 | 109.4      | 0.8 | 109.3            | 1.1 | 100.6          | -0.7 | 102.6         | -0.2 |
| 2021. 1 | 114.9                           | 0.2  | 109.7            | 0.2  | 109.3      | 0.9 | 108.5            | 0.8 | 100.5          | -0.4 | 103.3         | 0.4  |
| 2       | 115.6                           | 0.7  | 110.6            | 0.6  | 109.4      | 0.7 | 109.0            | 1.2 | 100.8          | 0.0  | 103.4         | 0.6  |
| 3       | 115.8                           | 1.3  | 110.4            | 1.1  | 109.7      | 1.0 | 110.2            | 2.0 | 101.4          | 0.2  | 103.7         | 0.8  |
| 4       | 115.6                           | 2.1  | 110.8            | 1.9  | 110.4      | 1.7 | 110.1            | 1.9 | 101.7          | 0.8  | 104.1         | 1.1  |
| 5       | 116.6                           | 2.4  | 111.9            | 3.6  | 111.0      | 2.2 | 110.4            | 2.8 | 102.1          | 1.5  | 104.1         | 1.3  |
| 6       | 116.5                           | 2.4  | 113.2            | 3.8  | 111.4      | 2.4 | 110.9            | 2.8 | 102.2          | 1.7  | 104.2         | 1.3  |

## 2. 소비자 물가지수(계속)

### Consumer Price Indices (Cont'd)

2015=100

|         | 일 본     |      | 체 코     |     | 칠 레     |     | 캐나다     |      | 터 키     |      | 페 루 <sup>2)</sup> |     |
|---------|---------|------|---------|-----|---------|-----|---------|------|---------|------|-------------------|-----|
|         | Japan   |      | Czechia |     | Chile   |     | Canada  |      | Turkey  |      | Peru              |     |
|         | 전년(동월)비 |      | 전년(동월)비 |     | 전년(동월)비 |     | 전년(동월)비 |      | 전년(동월)비 |      | 전년(동월)비           |     |
| 2015    | 100.0   | 0.8  | 100.0   | 0.3 | 100.0   | 4.3 | 100.0   | 1.1  | 100.0   | 7.7  | 117.8             | 3.5 |
| 2016    | 99.9    | -0.1 | 100.7   | 0.7 | 103.8   | 3.8 | 101.4   | 1.4  | 107.8   | 7.8  | 122.0             | 3.6 |
| 2017    | 100.4   | 0.5  | 103.1   | 2.5 | 106.1   | 2.2 | 103.0   | 1.6  | 119.8   | 11.1 | 125.4             | 2.8 |
| 2018    | 101.3   | 1.0  | 105.3   | 2.1 | 108.6   | 2.4 | 105.4   | 2.3  | 139.3   | 16.3 | 127.1             | 1.3 |
| 2019    | 101.8   | 0.5  | 108.3   | 2.8 | 111.4   | 2.6 | 107.4   | 1.9  | 160.5   | 15.2 | 129.8             | 2.1 |
| 2020    | 101.8   | -0.0 | 111.8   | 3.2 | 114.8   | 3.0 | 108.2   | 0.7  | 180.2   | 12.3 | 132.2             | 1.8 |
| 2020. 1 | 102.2   | 0.7  | 111.0   | 3.6 | 113.6   | 3.5 | 108.1   | 2.4  | 171.3   | 12.2 | 130.8             | 1.9 |
| 2       | 102.0   | 0.5  | 111.3   | 3.7 | 114.1   | 3.9 | 108.6   | 2.2  | 171.9   | 12.4 | 131.0             | 1.9 |
| 3       | 101.9   | 0.4  | 111.2   | 3.4 | 114.5   | 3.7 | 107.9   | 0.9  | 172.9   | 11.9 | 131.8             | 1.8 |
| 4       | 101.9   | 0.1  | 111.0   | 3.2 | 114.4   | 3.4 | 107.2   | -0.2 | 174.4   | 10.9 | 131.9             | 1.7 |
| 5       | 101.8   | 0.0  | 111.4   | 2.9 | 114.4   | 2.8 | 107.5   | -0.4 | 176.8   | 11.4 | 132.2             | 1.8 |
| 6       | 101.7   | 0.1  | 112.1   | 3.3 | 114.3   | 2.6 | 108.4   | 0.7  | 178.8   | 12.6 | 131.9             | 1.6 |
| 7       | 101.9   | 0.3  | 112.6   | 3.4 | 114.4   | 2.5 | 108.4   | 0.1  | 179.8   | 11.8 | 132.5             | 1.9 |
| 8       | 102.0   | 0.2  | 112.6   | 3.3 | 114.5   | 2.4 | 108.2   | 0.1  | 181.4   | 11.8 | 132.3             | 1.7 |
| 9       | 102.0   | 0.1  | 111.9   | 3.2 | 115.3   | 3.1 | 108.2   | 0.5  | 183.1   | 11.7 | 132.5             | 1.8 |
| 10      | 101.8   | -0.4 | 112.1   | 2.9 | 116.1   | 2.9 | 108.6   | 0.7  | 187.0   | 11.9 | 132.5             | 1.7 |
| 11      | 101.3   | -1.0 | 112.1   | 2.7 | 115.9   | 2.7 | 108.8   | 1.0  | 191.3   | 14.0 | 133.2             | 2.1 |
| 12      | 101.1   | -1.2 | 111.9   | 2.3 | 116.3   | 3.0 | 108.6   | 0.7  | 193.7   | 14.6 | 133.3             | 2.0 |
| 2021. 1 | 101.6   | -0.6 | 113.4   | 2.2 | 117.1   | 3.1 | 109.2   | 1.0  | 197.0   | 15.0 | 134.3             | 2.7 |
| 2       | 101.6   | -0.4 | 113.6   | 2.1 | 117.3   | 2.8 | 109.7   | 1.1  | 198.8   | 15.6 | 134.1             | 2.4 |
| 3       | 101.8   | -0.1 | 113.8   | 2.3 | 117.8   | 2.9 | 110.3   | 2.2  | 200.9   | 16.2 | 135.2             | 2.6 |
| 4       | 101.4   | -0.5 | 114.4   | 3.1 | 118.2   | 3.3 | 110.9   | 3.4  | 204.3   | 17.1 | ...               | ... |
| 5       | 101.7   | -0.1 | 114.6   | 2.9 | 118.5   | 3.6 | 111.4   | 3.6  | 206.1   | 16.6 | ...               | ... |
| 6       | 101.9   | 0.2  | 115.2   | 2.8 | 118.6   | 3.8 | 111.7   | 3.1  | 210.1   | 17.5 | ...               | ... |

|         | 포르투갈     |      | 폴란드     |      | 프랑스     |      | 핀란드     |      | 헝가리     |      | 홍 콩 <sup>2)</sup> |      |
|---------|----------|------|---------|------|---------|------|---------|------|---------|------|-------------------|------|
|         | Portugal |      | Poland  |      | France  |      | Finland |      | Hungary |      | Hong Kong         |      |
|         | 전년(동월)비  |      | 전년(동월)비 |      | 전년(동월)비 |      | 전년(동월)비 |      | 전년(동월)비 |      | 전년(동월)비           |      |
| 2015    | 100.0    | 0.5  | 100.0   | -0.9 | 100.0   | 0.0  | 100.0   | -0.2 | 100.0   | -0.1 | 123.0             | 3.0  |
| 2016    | 100.6    | 0.6  | 99.3    | -0.7 | 100.2   | 0.2  | 100.4   | 0.4  | 100.4   | 0.4  | 125.9             | 2.4  |
| 2017    | 102.0    | 1.4  | 101.4   | 2.1  | 101.2   | 1.0  | 101.1   | 0.8  | 102.8   | 2.3  | 127.8             | 1.5  |
| 2018    | 103.0    | 1.0  | 103.2   | 1.8  | 103.1   | 1.9  | 102.2   | 1.1  | 105.7   | 2.9  | 130.9             | 2.4  |
| 2019    | 103.3    | 0.3  | 105.5   | 2.2  | 104.2   | 1.1  | 103.3   | 1.0  | 109.2   | 3.3  | 134.6             | 2.9  |
| 2020    | 103.3    | -0.0 | 109.1   | 3.4  | 104.7   | 0.5  | 103.6   | 0.3  | 112.8   | 3.3  | 135.0             | 0.3  |
| 2020. 1 | 102.7    | 0.8  | 108.1   | 4.4  | 104.5   | 1.5  | 103.3   | 1.0  | 111.7   | 4.6  | 133.1             | 0.7  |
| 2       | 102.1    | 0.4  | 108.8   | 4.7  | 104.5   | 1.4  | 103.7   | 0.8  | 112.1   | 4.4  | 136.5             | 2.3  |
| 3       | 103.5    | 0.0  | 109.1   | 4.6  | 104.6   | 0.7  | 103.5   | 0.6  | 112.3   | 3.9  | 136.4             | 2.5  |
| 4       | 103.9    | -0.2 | 109.0   | 3.4  | 104.6   | 0.3  | 103.1   | -0.3 | 111.6   | 2.4  | 136.5             | 1.9  |
| 5       | 103.4    | -0.7 | 108.8   | 2.9  | 104.7   | 0.4  | 103.1   | -0.2 | 112.1   | 2.2  | 136.1             | 1.7  |
| 6       | 104.3    | 0.1  | 109.4   | 3.2  | 104.8   | 0.2  | 103.3   | -0.0 | 112.6   | 2.8  | 136.0             | 0.9  |
| 7       | 103.0    | 0.1  | 109.2   | 3.0  | 105.2   | 0.8  | 103.7   | 0.6  | 113.8   | 3.8  | 132.1             | -2.4 |
| 8       | 102.7    | -0.0 | 109.1   | 2.9  | 105.1   | 0.2  | 103.7   | 0.2  | 113.8   | 3.9  | 135.0             | -0.4 |
| 9       | 103.7    | -0.1 | 109.3   | 3.1  | 104.6   | 0.0  | 103.7   | 0.2  | 113.4   | 3.4  | 132.2             | -2.5 |
| 10      | 103.8    | -0.1 | 109.4   | 3.0  | 104.5   | 0.0  | 103.8   | 0.2  | 113.6   | 3.0  | 135.4             | -0.4 |
| 11      | 103.5    | -0.2 | 109.5   | 3.0  | 104.7   | 0.2  | 103.7   | 0.2  | 113.3   | 2.7  | 135.6             | -0.4 |
| 12      | 103.4    | -0.2 | 109.6   | 2.3  | 105.0   | -0.0 | 103.9   | 0.2  | 113.7   | 2.7  | 134.9             | -0.9 |
| 2021. 1 | 103.0    | 0.3  | 110.9   | 2.6  | 105.1   | 0.6  | 104.2   | 0.9  | 114.7   | 2.7  | 136.7             | 2.6  |
| 2       | 102.6    | 0.5  | 111.5   | 2.5  | 105.1   | 0.6  | 104.6   | 0.9  | 115.5   | 3.1  | 137.1             | 0.4  |
| 3       | 104.0    | 0.5  | 112.7   | 3.3  | 105.8   | 1.1  | 104.9   | 1.3  | 116.4   | 3.6  | 137.2             | 0.6  |
| 4       | 104.4    | 0.6  | 113.6   | 4.2  | 105.9   | 1.2  | 105.3   | 2.1  | 117.3   | 5.1  | 137.6             | 0.8  |
| 5       | 104.7    | 1.2  | 113.9   | 4.7  | 106.2   | 1.4  | 105.4   | 2.2  | 117.9   | 5.1  | 137.3             | 0.9  |
| 6       | 104.9    | 0.5  | 114.0   | 4.2  | 106.3   | 1.5  | 105.4   | 2.0  | 118.6   | 5.3  | 136.9             | 0.7  |

### 3. 소비자 물가지수(서비스) Consumer Price Indices (Services)

2015=100

|         | 한 국<br>Korea |      | 그리스<br>Greece |      | 네덜란드<br>Netherlands |     | 덴마크<br>Denmark |     | 라트비아<br>Latvia |     |
|---------|--------------|------|---------------|------|---------------------|-----|----------------|-----|----------------|-----|
|         | 전년(동월비)      |      | 전년(동월비)       |      | 전년(동월비)             |     | 전년(동월비)        |     | 전년(동월비)        |     |
| 2015    | 100.0        | 1.8  | 100.0         | -0.7 | 100.0               | 2.0 | 100.0          | 1.6 | 100.0          | 2.5 |
| 2016    | 102.3        | 2.3  | 100.3         | 0.3  | 100.9               | 0.9 | 101.6          | 1.6 | 102.2          | 2.2 |
| 2017    | 104.3        | 2.0  | 101.4         | 1.1  | 102.2               | 1.3 | 103.6          | 2.0 | 105.4          | 3.2 |
| 2018    | 105.9        | 1.6  | 101.7         | 0.3  | 103.8               | 1.6 | 105.3          | 1.6 | 108.8          | 3.2 |
| 2019    | 106.9        | 0.9  | 102.6         | 0.9  | 106.5               | 2.6 | 106.6          | 1.3 | 112.0          | 3.0 |
| 2020    | 107.2        | 0.3  | 102.0         | -0.6 | 109.2               | 2.5 | 107.8          | 1.1 | 114.2          | 1.9 |
| 2020. 1 | 107.3        | 0.8  | 102.1         | 1.0  | 107.1               | 2.8 | 106.9          | 1.4 | 113.1          | 2.7 |
| 2       | 107.4        | 0.4  | 102.4         | 0.6  | 107.7               | 2.7 | 107.8          | 1.5 | 113.7          | 3.1 |
| 3       | 107.3        | 0.5  | 102.7         | 0.1  | 107.8               | 2.7 | 107.4          | 1.2 | 114.0          | 2.7 |
| 4       | 107.1        | 0.2  | 102.9         | -0.0 | 109.2               | 2.9 | 108.0          | 1.5 | 113.8          | 2.1 |
| 5       | 107.0        | 0.1  | 102.9         | 0.6  | 108.5               | 2.8 | 107.6          | 1.3 | 113.6          | 1.8 |
| 6       | 107.0        | 0.1  | 101.8         | -1.3 | 109.0               | 2.9 | 107.7          | 0.9 | 114.1          | 1.3 |
| 7       | 107.4        | 0.2  | 102.0         | -1.4 | 112.0               | 3.1 | 108.8          | 0.8 | 114.7          | 1.6 |
| 8       | 107.7        | 0.3  | 101.5         | -1.2 | 111.0               | 1.9 | 108.2          | 0.7 | 115.2          | 1.6 |
| 9       | 107.3        | 0.5  | 101.2         | -1.8 | 109.5               | 2.1 | 107.8          | 1.0 | 115.1          | 1.7 |
| 10      | 106.2        | -0.8 | 101.6         | -1.5 | 110.1               | 2.2 | 108.0          | 0.9 | 114.5          | 1.5 |
| 11      | 107.2        | 0.4  | 101.6         | -1.2 | 108.9               | 2.1 | 107.5          | 0.9 | 113.9          | 1.4 |
| 12      | 107.2        | 0.4  | 101.1         | -1.6 | 109.8               | 2.4 | 107.3          | 0.8 | 114.5          | 1.6 |
| 2021. 1 | 107.8        | 0.4  | 101.1         | -0.9 | 110.0               | 2.7 | 107.7          | 0.7 | 114.9          | 1.5 |
| 2       | 108.0        | 0.5  | 101.2         | -1.1 | 110.4               | 2.6 | 108.5          | 0.6 | 114.7          | 0.9 |
| 3       | 108.1        | 0.7  | 101.4         | -1.3 | 110.3               | 2.4 | 108.5          | 1.0 | 115.0          | 0.9 |
| 4       | 108.5        | 1.3  | 101.4         | -1.5 | 111.0               | 1.7 | 108.8          | 0.7 | 115.4          | 1.5 |
| 5       | 108.6        | 1.5  | 101.5         | -1.3 | 110.9               | 2.3 | 109.0          | 1.3 | 115.6          | 1.7 |
| 6       | 108.7        | 1.6  | 101.6         | -0.1 | 111.1               | 1.9 | 109.2          | 1.4 | 116.2          | 1.8 |

|         | 룩셈부르크<br>Luxembourg |     | 리투아니아<br>Lithuania |     | 멕시코<br>Mexico |     | 미 국<br>U.S.A. |     | 벨기에<br>Belgium |     |
|---------|---------------------|-----|--------------------|-----|---------------|-----|---------------|-----|----------------|-----|
|         | 전년(동월비)             |     | 전년(동월비)            |     | 전년(동월비)       |     | 전년(동월비)       |     | 전년(동월비)        |     |
| 2015    | 100.0               | 1.8 | 100.0              | 3.5 | 100.0         | 2.2 | 100.0         | 2.3 | 100.0          | 2.2 |
| 2016    | 101.0               | 1.0 | 103.9              | 3.9 | 102.5         | 2.5 | 102.8         | 2.8 | 102.7          | 2.7 |
| 2017    | 102.8               | 1.7 | 108.9              | 4.7 | 106.6         | 4.0 | 105.6         | 2.7 | 104.8          | 2.0 |
| 2018    | 103.6               | 0.8 | 113.6              | 4.4 | 110.8         | 3.9 | 108.5         | 2.8 | 106.6          | 1.7 |
| 2019    | 106.0               | 2.3 | 118.7              | 4.5 | 115.4         | 4.1 | 111.5         | 2.7 | 108.9          | 2.2 |
| 2020    | 107.3               | 1.3 | 124.3              | 4.7 | 118.6         | 2.9 | 113.8         | 2.1 | 110.5          | 1.5 |
| 2020. 1 | 106.7               | 2.0 | 121.8              | 5.3 | 118.4         | 3.6 | 113.1         | 2.9 | 110.0          | 2.4 |
| 2       | 107.1               | 1.8 | 122.5              | 5.3 | 118.7         | 3.5 | 113.5         | 3.0 | 110.2          | 2.1 |
| 3       | 106.4               | 1.0 | 122.6              | 4.8 | 119.0         | 3.5 | 113.5         | 2.7 | 110.0          | 1.5 |
| 4       | 107.0               | 1.2 | 123.1              | 4.5 | 118.4         | 3.0 | 113.1         | 2.1 | 110.2          | 1.2 |
| 5       | 107.0               | 1.1 | 123.3              | 4.8 | 117.4         | 3.0 | 113.1         | 1.9 | 110.1          | 1.4 |
| 6       | 107.4               | 1.3 | 125.2              | 5.5 | 117.5         | 2.8 | 113.5         | 1.8 | 110.3          | 1.2 |
| 7       | 107.8               | 1.1 | 125.9              | 4.9 | 117.7         | 2.6 | 114.1         | 2.1 | 111.0          | 1.3 |
| 8       | 108.0               | 1.0 | 126.2              | 4.7 | 118.0         | 2.6 | 114.2         | 2.0 | 111.0          | 1.3 |
| 9       | 107.9               | 1.4 | 125.9              | 4.5 | 118.2         | 2.7 | 114.2         | 1.9 | 110.6          | 1.5 |
| 10      | 107.6               | 1.2 | 125.1              | 4.3 | 119.2         | 2.6 | 114.3         | 1.7 | 110.8          | 1.3 |
| 11      | 107.3               | 1.0 | 124.9              | 4.4 | 120.5         | 2.4 | 114.5         | 1.7 | 110.8          | 1.3 |
| 12      | 107.7               | 1.2 | 125.8              | 3.9 | 120.8         | 2.2 | 114.5         | 1.7 | 110.9          | 1.3 |
| 2021. 1 | 108.0               | 1.2 | 126.3              | 3.7 | 121.0         | 2.2 | 114.7         | 1.4 | 111.2          | 1.1 |
| 2       | 108.1               | 1.0 | 126.7              | 3.4 | 121.3         | 2.2 | 115.1         | 1.4 | 111.5          | 1.2 |
| 3       | 108.1               | 1.6 | 127.4              | 4.0 | 121.8         | 2.4 | 115.5         | 1.8 | 111.3          | 1.2 |
| 4       | 108.3               | 1.2 | 128.3              | 4.2 | 121.4         | 2.6 | 116.1         | 2.6 | 111.7          | 1.3 |
| 5       | 108.5               | 1.4 | 128.9              | 4.6 | 120.7         | 2.8 | 116.6         | 3.1 | 111.7          | 1.4 |
| 6       | 108.6               | 1.1 | 130.0              | 3.8 | 121.3         | 3.2 | 117.2         | 3.2 | 112.0          | 1.5 |

자료: 통계청 『소비자물가지수월보』, OECD 『Main Economic Indicators』

### 3. 소비자 물가지수(서비스)(계속)

#### Consumer Price Indices (Services)(Cont'd)

2015=100

|         | 스위스<br>Switzerland |      | 스페인<br>Spain |      | 슬로바키아<br>Slovakia |     | 슬로베니아<br>Slovenia |      | 아일랜드<br>Ireland |      |
|---------|--------------------|------|--------------|------|-------------------|-----|-------------------|------|-----------------|------|
|         | 전년(동월)비            |      | 전년(동월)비      |      | 전년(동월)비           |     | 전년(동월)비           |      | 전년(동월)비         |      |
| 2015    | 100.0              | 0.2  | 100.0        | 0.7  | 100.0             | 0.3 | 100.0             | 0.9  | 100.0           | 2.4  |
| 2016    | 100.1              | 0.1  | 101.1        | 1.1  | 101.0             | 1.0 | 101.5             | 1.5  | 102.2           | 2.2  |
| 2017    | 100.7              | 0.6  | 102.7        | 1.6  | 102.2             | 1.2 | 103.2             | 1.7  | 104.4           | 2.2  |
| 2018    | 101.2              | 0.5  | 104.2        | 1.5  | 105.1             | 2.9 | 105.5             | 2.2  | 105.8           | 1.3  |
| 2019    | 101.6              | 0.4  | 105.7        | 1.4  | 107.4             | 2.2 | 108.7             | 3.1  | 108.4           | 2.5  |
| 2020    | 101.2              | -0.4 | 106.5        | 0.8  | 111.3             | 3.7 | 110.5             | 1.6  | 109.5           | 1.0  |
| 2020. 1 | 101.3              | 0.4  | 105.7        | 1.4  | 110.1             | 4.0 | 108.0             | 2.6  | 108.3           | 2.2  |
| 2       | 101.6              | 0.3  | 106.2        | 1.5  | 110.3             | 3.9 | 109.5             | 2.7  | 109.2           | 2.2  |
| 3       | 101.5              | -0.3 | 106.5        | 1.4  | 110.5             | 3.7 | 108.5             | 1.8  | 110.2           | 2.1  |
| 4       | 101.1              | -0.7 | 107.0        | 1.3  | 110.7             | 3.8 | 109.7             | 1.5  | 110.2           | 1.7  |
| 5       | 101.2              | -0.8 | 106.8        | 1.3  | 110.8             | 3.8 | 110.8             | 2.0  | 109.4           | 1.4  |
| 6       | 101.2              | -1.0 | 107.3        | 1.3  | 111.2             | 3.9 | 111.9             | 1.9  | 110.4           | 1.5  |
| 7       | 101.3              | -0.5 | 107.0        | 0.4  | 111.6             | 3.8 | 113.6             | 2.1  | 109.5           | 0.1  |
| 8       | 101.3              | -0.4 | 107.1        | 0.2  | 112.0             | 3.3 | 113.6             | 1.6  | 109.6           | -0.2 |
| 9       | 101.0              | -0.4 | 106.6        | 0.3  | 112.2             | 3.2 | 111.2             | 0.8  | 109.3           | 0.0  |
| 10      | 101.0              | -0.2 | 106.0        | 0.1  | 112.1             | 3.5 | 110.3             | 1.2  | 108.5           | -0.3 |
| 11      | 100.8              | -0.3 | 105.8        | 0.1  | 112.3             | 3.5 | 110.0             | 1.1  | 108.8           | 0.3  |
| 12      | 100.8              | -0.4 | 106.1        | -0.1 | 112.2             | 3.4 | 109.1             | 0.2  | 110.2           | 1.0  |
| 2021. 1 | 100.9              | -0.4 | 106.2        | 0.5  | 113.4             | 3.1 | 108.4             | 0.4  | 110.1           | 1.6  |
| 2       | 101.0              | -0.6 | 106.4        | 0.1  | 113.6             | 2.9 | 108.9             | -0.5 | 110.4           | 1.1  |
| 3       | 101.2              | -0.4 | 106.5        | 0.0  | 113.6             | 2.8 | 108.1             | -0.4 | 110.6           | 0.4  |
| 4       | 101.3              | 0.1  | 106.6        | -0.4 | 113.7             | 2.8 | 108.8             | -0.7 | 111.3           | 1.0  |
| 5       | 101.5              | 0.3  | 106.7        | -0.1 | 115.1             | 3.8 | 110.1             | -0.6 | 111.3           | 1.8  |
| 6       | 101.6              | 0.4  | 107.0        | -0.3 | 116.3             | 4.6 | 111.7             | -0.2 | 111.7           | 1.2  |

|         | 에스토니아<br>Estonia |      | 영국<br>U.K. |     | 오스트리아<br>Austria |     | 이스라엘<br>Israel |      | 이탈리아<br>Italy |      |
|---------|------------------|------|------------|-----|------------------|-----|----------------|------|---------------|------|
|         | 전년(동월)비          |      | 전년(동월)비    |     | 전년(동월)비          |     | 전년(동월)비        |      | 전년(동월)비       |      |
| 2015    | 100.0            | 2.1  | 100.0      | 2.1 | 100.0            | 2.5 | 100.0          | 0.3  | 100.0         | 0.6  |
| 2016    | 101.5            | 1.5  | 102.5      | 2.5 | 102.2            | 2.2 | 100.1          | 0.1  | 100.6         | 0.5  |
| 2017    | 104.7            | 3.1  | 105.0      | 2.4 | 104.5            | 2.2 | 100.1          | 0.1  | 101.7         | 1.1  |
| 2018    | 107.9            | 3.1  | 107.2      | 2.1 | 106.5            | 2.0 | 101.3          | 1.2  | 102.6         | 0.9  |
| 2019    | 112.2            | 4.0  | 109.6      | 2.2 | 108.7            | 2.0 | 102.1          | 0.8  | 103.6         | 0.9  |
| 2020    | 113.1            | 0.8  | 111.5      | 1.7 | 111.3            | 2.4 | 101.7          | -0.4 | 104.0         | 0.4  |
| 2020. 1 | 113.3            | 5.1  | 110.4      | 2.1 | 110.0            | 2.3 | 101.9          | 0.4  | 103.2         | 1.0  |
| 2       | 113.5            | 4.4  | 110.7      | 2.2 | 110.8            | 2.6 | 101.8          | 0.4  | 103.2         | 1.0  |
| 3       | 113.0            | 3.5  | 110.8      | 2.2 | 110.4            | 2.4 | 102.0          | 0.3  | 103.4         | 0.8  |
| 4       | 111.8            | 0.2  | 111.5      | 1.9 | 110.4            | 2.4 | 101.8          | -0.5 | 104.3         | 0.6  |
| 5       | 111.8            | 0.4  | 111.5      | 1.8 | 110.3            | 2.2 | 101.8          | -0.6 | 104.2         | 0.7  |
| 6       | 113.1            | -0.2 | 111.6      | 1.7 | 111.3            | 2.2 | 101.7          | -0.9 | 104.4         | 0.3  |
| 7       | 113.2            | -0.1 | 112.2      | 1.9 | 112.3            | 2.6 | 101.8          | -0.7 | 104.6         | 0.1  |
| 8       | 113.8            | -1.1 | 111.5      | 1.0 | 112.3            | 2.5 | 101.9          | -0.9 | 105.3         | 0.0  |
| 9       | 113.5            | -0.6 | 111.9      | 1.5 | 111.5            | 2.3 | 101.7          | -0.8 | 104.1         | -0.1 |
| 10      | 112.8            | -1.7 | 111.9      | 1.5 | 111.4            | 2.4 | 101.6          | -0.8 | 103.9         | 0.1  |
| 11      | 113.1            | -0.1 | 111.9      | 1.5 | 111.8            | 2.4 | 101.4          | -0.5 | 103.4         | 0.3  |
| 12      | 113.9            | 0.3  | 112.2      | 1.5 | 113.1            | 2.4 | 101.3          | -0.4 | 103.9         | 0.5  |
| 2021. 1 | 114.1            | 0.7  | 112.3      | 1.7 | 112.3            | 2.1 | 101.5          | -0.3 | 104.1         | 0.9  |
| 2       | 114.5            | 1.0  | 112.5      | 1.6 | 113.0            | 2.0 | 101.7          | -0.1 | 104.2         | 1.0  |
| 3       | 114.2            | 1.0  | 112.6      | 1.6 | 113.1            | 2.4 | 102.1          | 0.1  | 104.5         | 1.1  |
| 4       | 114.2            | 2.2  | 113.3      | 1.6 | 112.7            | 2.0 | 102.3          | 0.5  | 104.9         | 0.6  |
| 5       | 115.1            | 3.0  | 113.6      | 1.9 | 112.8            | 2.2 | 102.7          | 1.0  | 104.6         | 0.4  |
| 6       | 116.2            | 2.7  | 113.9      | 2.1 | 113.7            | 2.1 | 103.0          | 1.4  | 105.0         | 0.6  |

### 3. 소비자 물가지수(서비스)(계속)

#### Consumer Price Indices (Services)(Cont'd)

2015=100

|         | 일 본<br>Japan |      | 체 코<br>Czechia |     | 칠 레<br>Chile |     | 캐나다<br>Canada |     | 코스타리카<br>Costa Rica |      |
|---------|--------------|------|----------------|-----|--------------|-----|---------------|-----|---------------------|------|
|         | 전년(동월)비      |      | 전년(동월)비        |     | 전년(동월)비      |     | 전년(동월)비       |     | 전년(동월)비             |      |
| 2015    | 100.0        | 0.8  | 100.0          | 1.0 | 100.0        | 5.2 | 100.0         | 2.0 | 100.0               | 2.1  |
| 2016    | 100.3        | 0.3  | 101.5          | 1.5 | 104.8        | 4.8 | 101.9         | 1.9 | 101.9               | 1.9  |
| 2017    | 100.3        | 0.0  | 104.5          | 2.9 | 108.0        | 3.1 | 104.1         | 2.2 | 103.7               | 1.7  |
| 2018    | 100.6        | 0.3  | 107.8          | 3.2 | 111.5        | 3.2 | 106.9         | 2.6 | 106.7               | 2.9  |
| 2019    | 100.9        | 0.3  | 112.0          | 3.8 | 115.8        | 3.9 | 109.4         | 2.4 | 110.4               | 3.5  |
| 2020    | 100.4        | -0.5 | 115.8          | 3.4 | 118.5        | 2.3 | 111.0         | 1.4 | 112.6               | 2.0  |
| 2020. 1 | 100.7        | 0.0  | 114.7          | 4.1 | 118.0        | 3.8 | 109.8         | 1.8 | 112.6               | 3.8  |
| 2       | 100.7        | -0.1 | 115.4          | 4.2 | 118.3        | 3.9 | 110.6         | 2.2 | 113.0               | 3.5  |
| 3       | 100.7        | 0.0  | 114.8          | 4.0 | 118.5        | 3.4 | 110.8         | 2.0 | 113.2               | 3.7  |
| 4       | 100.5        | -0.5 | 114.6          | 3.5 | 118.3        | 3.1 | 110.8         | 2.0 | 113.1               | 3.0  |
| 5       | 100.5        | -0.4 | 114.9          | 3.5 | 118.3        | 2.0 | 110.8         | 1.3 | 113.0               | 3.1  |
| 6       | 100.5        | -0.3 | 115.4          | 3.3 | 118.3        | 2.0 | 111.2         | 1.3 | 112.9               | 2.7  |
| 7       | 100.7        | -0.1 | 117.1          | 3.3 | 118.2        | 1.5 | 111.1         | 0.5 | 112.8               | 1.4  |
| 8       | 100.4        | -1.0 | 117.3          | 2.9 | 118.3        | 1.5 | 111.2         | 0.5 | 112.1               | 0.8  |
| 9       | 100.0        | -0.9 | 116.0          | 3.0 | 118.4        | 1.7 | 111.1         | 1.3 | 112.4               | 0.9  |
| 10      | 99.9         | -0.8 | 116.1          | 2.8 | 119.0        | 1.4 | 111.4         | 1.2 | 112.2               | 0.6  |
| 11      | 99.9         | -0.9 | 116.3          | 3.0 | 119.1        | 1.8 | 111.5         | 1.8 | 112.1               | 0.4  |
| 12      | 100.0        | -0.9 | 116.5          | 3.0 | 119.4        | 1.7 | 111.5         | 1.3 | 112.3               | 0.5  |
| 2021. 1 | 100.7        | 0.0  | 117.7          | 2.6 | 119.8        | 1.6 | 111.8         | 1.9 | 112.5               | -0.1 |
| 2       | 100.7        | 0.0  | 118.1          | 2.3 | 119.9        | 1.3 | 111.9         | 1.2 | 112.6               | -0.4 |
| 3       | 100.8        | 0.1  | 117.8          | 2.6 | 120.5        | 1.7 | 112.1         | 1.2 | 112.8               | -0.4 |
| 4       | 99.9         | -0.6 | 117.8          | 2.8 | 120.6        | 1.9 | 112.7         | 1.7 | 112.9               | -0.1 |
| 5       | 99.9         | -0.6 | 118.3          | 3.0 | 120.8        | 2.2 | 112.9         | 1.9 | 112.6               | -0.4 |
| 6       | 99.9         | -0.6 | 119.4          | 3.5 | 121.1        | 2.4 | 113.4         | 2.0 | 112.7               | -0.2 |

|         | 콜롬비아<br>Colombia |     | 포르투갈<br>Portugal |      | 폴란드<br>Poland |     | 프랑스<br>France |     | 헝가리<br>Hungary |     |
|---------|------------------|-----|------------------|------|---------------|-----|---------------|-----|----------------|-----|
|         | 전년(동월)비          |     | 전년(동월)비          |      | 전년(동월)비       |     | 전년(동월)비       |     | 전년(동월)비        |     |
| 2015    | 100.0            | 4.1 | 100.0            | 1.3  | 100.0         | 1.4 | 100.0         | 1.2 | 100.0          | 2.0 |
| 2016    | 105.4            | 5.4 | 101.5            | 1.5  | 100.9         | 0.9 | 100.9         | 0.9 | 101.7          | 1.7 |
| 2017    | 111.3            | 5.6 | 103.7            | 2.1  | 103.2         | 2.3 | 102.0         | 1.0 | 103.6          | 1.9 |
| 2018    | 116.1            | 4.3 | 105.4            | 1.7  | 104.9         | 1.7 | 103.2         | 1.2 | 105.8          | 2.1 |
| 2019    | 120.2            | 3.5 | 106.7            | 1.2  | 108.9         | 3.8 | 104.3         | 1.0 | 109.8          | 3.8 |
| 2020    | 123.3            | 2.6 | 107.4            | 0.7  | 116.6         | 7.1 | 105.2         | 0.9 | 113.8          | 3.6 |
| 2020. 1 | 122.3            | 3.6 | 106.9            | 1.4  | 112.6         | 6.3 | 104.7         | 1.3 | 112.0          | 4.3 |
| 2       | 123.2            | 3.5 | 106.5            | 1.2  | 113.8         | 6.8 | 104.9         | 1.4 | 112.6          | 4.5 |
| 3       | 123.5            | 3.6 | 106.6            | 0.9  | 114.2         | 6.9 | 104.7         | 1.1 | 113.2          | 4.4 |
| 4       | 123.3            | 3.0 | 108.3            | 1.2  | 115.7         | 6.6 | 104.7         | 0.6 | 113.1          | 3.8 |
| 5       | 123.2            | 2.6 | 108.0            | 1.2  | 115.5         | 7.3 | 105.1         | 1.2 | 113.3          | 3.4 |
| 6       | 123.1            | 2.3 | 109.2            | 1.6  | 117.0         | 7.6 | 105.5         | 1.1 | 113.6          | 3.3 |
| 7       | 123.3            | 2.3 | 107.8            | 0.6  | 117.7         | 7.6 | 106.4         | 0.9 | 115.0          | 4.0 |
| 8       | 123.3            | 2.2 | 107.9            | 0.1  | 117.9         | 6.7 | 106.7         | 0.9 | 115.5          | 4.1 |
| 9       | 123.5            | 2.2 | 107.5            | 0.0  | 118.4         | 7.4 | 105.1         | 0.6 | 114.7          | 3.2 |
| 10      | 123.6            | 2.1 | 107.2            | 0.2  | 118.5         | 7.5 | 104.7         | 0.4 | 114.6          | 3.1 |
| 11      | 123.6            | 2.0 | 106.5            | 0.1  | 119.1         | 8.0 | 104.8         | 0.7 | 114.1          | 2.8 |
| 12      | 123.6            | 1.6 | 107.0            | 0.2  | 119.1         | 6.4 | 105.4         | 0.7 | 114.1          | 2.6 |
| 2021. 1 | 123.9            | 1.3 | 107.3            | 0.4  | 120.5         | 7.0 | 105.5         | 0.8 | 114.7          | 2.4 |
| 2       | 124.6            | 1.2 | 107.1            | 0.6  | 121.3         | 6.6 | 105.7         | 0.8 | 115.3          | 2.4 |
| 3       | 124.9            | 1.1 | 107.2            | 0.5  | 122.3         | 7.1 | 105.8         | 1.1 | 115.4          | 1.9 |
| 4       | 125.1            | 1.5 | 107.5            | -0.7 | 122.7         | 6.0 | 105.9         | 1.2 | 116.0          | 2.5 |
| 5       | 125.2            | 1.7 | 107.8            | -0.2 | 123.1         | 6.6 | 106.2         | 1.1 | 116.4          | 2.7 |
| 6       | 125.4            | 1.8 | 108.0            | -1.1 | 123.5         | 5.5 | 106.4         | 0.8 | 118.5          | 4.3 |



## 4. 소비자 물가지수(비식품 및 비에너지) Consumer Price Indices (Non-food Non-energy)

2015=100

|       |    | 한 국<br>Korea |      | 그리스<br>Greece |      | 네덜란드<br>Netherlands |     | 노르웨이<br>Norway |     | 덴마크<br>Denmark |     |
|-------|----|--------------|------|---------------|------|---------------------|-----|----------------|-----|----------------|-----|
|       |    | 전년(동월)비      |      | 전년(동월)비       |      | 전년(동월)비             |     | 전년(동월)비        |     | 전년(동월)비        |     |
| 2015  |    | 100.0        | 2.4  | 100.0         | -1.0 | 100.0               | 1.4 | 100.0          | 2.6 | 100.0          | 1.3 |
| 2016  |    | 101.9        | 1.9  | 98.9          | -1.1 | 100.8               | 0.8 | 103.3          | 3.3 | 100.7          | 0.7 |
| 2017  |    | 103.4        | 1.5  | 99.3          | 0.5  | 101.8               | 1.0 | 105.0          | 1.7 | 101.6          | 0.9 |
| 2018  |    | 104.7        | 1.2  | 99.5          | 0.2  | 103.1               | 1.3 | 106.3          | 1.2 | 102.3          | 0.6 |
| 2019  |    | 105.4        | 0.7  | 100.0         | 0.5  | 105.2               | 2.0 | 109.1          | 2.6 | 103.0          | 0.8 |
| 2020  |    | 105.8        | 0.4  | 99.3          | -0.7 | 107.4               | 2.2 | 112.5          | 3.1 | 104.0          | 0.9 |
| 2020. | 1  | 105.9        | 0.8  | 98.1          | 0.6  | 105.3               | 2.2 | 110.2          | 3.4 | 103.0          | 0.7 |
|       | 2  | 106.0        | 0.5  | 97.7          | 0.3  | 106.0               | 2.1 | 110.6          | 2.7 | 103.9          | 1.1 |
|       | 3  | 105.8        | 0.4  | 101.0         | 1.0  | 106.5               | 2.1 | 111.1          | 2.6 | 103.8          | 0.8 |
|       | 4  | 105.5        | 0.1  | 101.2         | -0.1 | 107.3               | 2.2 | 112.2          | 2.9 | 104.1          | 0.8 |
|       | 5  | 105.6        | 0.1  | 100.5         | 0.3  | 107.1               | 2.3 | 112.4          | 3.2 | 103.9          | 0.8 |
|       | 6  | 105.6        | 0.2  | 100.2         | -1.3 | 107.4               | 2.6 | 113.2          | 3.4 | 103.8          | 0.9 |
|       | 7  | 106.0        | 0.4  | 98.1          | -1.2 | 108.9               | 2.8 | 113.6          | 3.6 | 104.6          | 0.9 |
|       | 8  | 106.2        | 0.4  | 97.2          | -1.4 | 108.3               | 1.6 | 113.1          | 3.8 | 104.2          | 0.9 |
|       | 9  | 105.9        | 0.6  | 99.8          | -1.5 | 108.0               | 2.1 | 113.4          | 3.1 | 104.2          | 1.1 |
|       | 10 | 105.2        | -0.3 | 100.1         | -1.3 | 108.7               | 2.2 | 113.5          | 3.2 | 104.4          | 0.8 |
|       | 11 | 105.9        | 0.6  | 98.7          | -1.7 | 107.8               | 1.9 | 113.2          | 3.0 | 104.4          | 1.2 |
|       | 12 | 105.9        | 0.5  | 99.4          | -1.9 | 108.1               | 2.0 | 113.3          | 2.8 | 104.1          | 1.1 |
| 2021. | 1  | 106.3        | 0.4  | 96.9          | -1.2 | 107.6               | 2.2 | 112.9          | 2.4 | 104.1          | 1.1 |
|       | 2  | 106.4        | 0.3  | 96.8          | -0.9 | 108.4               | 2.2 | 113.1          | 2.3 | 104.6          | 0.7 |
|       | 3  | 106.4        | 0.6  | 98.3          | -2.7 | 108.7               | 2.1 | 113.5          | 2.2 | 104.7          | 0.9 |
|       | 4  | 106.7        | 1.1  | 99.7          | -1.5 | 109.3               | 1.8 | 114.1          | 1.7 | 105.0          | 0.9 |
|       | 5  | 106.9        | 1.2  | 98.8          | -1.7 | 109.2               | 1.9 | 113.8          | 1.2 | 105.2          | 1.3 |
|       | 6  | 106.9        | 1.2  | 99.8          | -0.5 | 109.3               | 1.8 | 114.3          | 1.0 | 105.2          | 1.3 |

|       |    | 독 일<br>Germany |     | 룩셈부르크<br>Luxembourg |      | 멕시코<br>Mexico |     | 미 국<br>U.S.A. |     | 벨기에<br>Belgium |     |
|-------|----|----------------|-----|---------------------|------|---------------|-----|---------------|-----|----------------|-----|
|       |    | 전년(동월)비        |     | 전년(동월)비             |      | 전년(동월)비       |     | 전년(동월)비       |     | 전년(동월)비        |     |
| 2015  |    | 100.0          | 1.7 | 100.0               | 1.6  | 100.0         | 2.4 | 100.0         | 1.8 | 100.0          | 1.4 |
| 2016  |    | 101.2          | 1.2 | 101.0               | 1.0  | 102.8         | 2.8 | 102.2         | 2.2 | 102.0          | 2.0 |
| 2017  |    | 102.4          | 1.2 | 102.3               | 1.4  | 107.3         | 4.5 | 104.1         | 1.8 | 103.5          | 1.5 |
| 2018  |    | 103.8          | 1.3 | 103.2               | 0.9  | 111.3         | 3.7 | 106.3         | 2.1 | 104.9          | 1.3 |
| 2019  |    | 105.3          | 1.5 | 105.1               | 1.8  | 115.3         | 3.5 | 108.7         | 2.2 | 106.6          | 1.7 |
| 2020  |    | 106.4          | 1.0 | 106.4               | 1.3  | 118.9         | 3.2 | 110.5         | 1.7 | 108.2          | 1.5 |
| 2020. | 1  | 104.9          | 1.4 | 104.5               | 1.7  | 117.4         | 3.6 | 109.8         | 2.3 | 108.0          | 2.1 |
|       | 2  | 105.4          | 1.5 | 106.4               | 1.6  | 117.8         | 3.5 | 110.3         | 2.4 | 107.9          | 1.7 |
|       | 3  | 105.8          | 1.5 | 105.9               | 1.0  | 118.1         | 3.4 | 110.3         | 2.1 | 107.8          | 1.5 |
|       | 4  | 106.6          | 1.2 | 106.4               | 1.3  | 118.2         | 3.1 | 109.8         | 1.4 | 108.0          | 1.4 |
|       | 5  | 106.6          | 1.3 | 106.4               | 1.2  | 118.4         | 3.1 | 109.7         | 1.2 | 108.0          | 1.5 |
|       | 6  | 107.2          | 1.4 | 106.6               | 1.3  | 118.7         | 3.1 | 109.9         | 1.2 | 108.1          | 1.4 |
|       | 7  | 107.0          | 0.6 | 105.9               | 1.5  | 119.1         | 3.2 | 110.5         | 1.6 | 108.3          | 1.3 |
|       | 8  | 107.0          | 0.7 | 107.1               | 1.1  | 119.5         | 3.2 | 110.9         | 1.7 | 108.4          | 1.3 |
|       | 9  | 106.8          | 0.6 | 107.1               | 1.3  | 119.8         | 3.2 | 111.1         | 1.7 | 108.3          | 1.5 |
|       | 10 | 106.9          | 0.5 | 107.1               | 1.3  | 120.0         | 3.2 | 111.2         | 1.6 | 108.4          | 1.3 |
|       | 11 | 105.8          | 0.5 | 106.9               | 1.0  | 119.9         | 2.8 | 111.2         | 1.6 | 108.5          | 1.3 |
|       | 12 | 106.3          | 0.4 | 107.1               | 1.2  | 120.5         | 3.0 | 111.1         | 1.6 | 108.7          | 1.3 |
| 2021. | 1  | 106.3          | 1.4 | 107.4               | 2.8  | 120.9         | 3.0 | 111.4         | 1.4 | 108.9          | 0.9 |
|       | 2  | 106.9          | 1.4 | 106.2               | -0.2 | 121.4         | 3.1 | 111.7         | 1.3 | 109.1          | 1.1 |
|       | 3  | 107.2          | 1.3 | 107.6               | 1.6  | 122.0         | 3.3 | 112.2         | 1.6 | 109.0          | 1.1 |
|       | 4  | 107.9          | 1.3 | 107.7               | 1.2  | 122.3         | 3.4 | 113.1         | 3.0 | 109.2          | 1.1 |
|       | 5  | 108.5          | 1.8 | 107.9               | 1.4  | 122.8         | 3.7 | 113.9         | 3.8 | 109.4          | 1.3 |
|       | 6  | 108.9          | 1.6 | 108.0               | 1.3  | 123.3         | 3.9 | 114.8         | 4.5 | 109.6          | 1.3 |

자료: 통계청 『소비자물가지수월보』, OECD 『Main Economic Indicators』

## 4. 소비자 물가지수(비식품 및 비에너지)(계속)

### Consumer Price Indices (Non-food Non-energy)(Cont'd)

2015=100

|       |    | 스웨덴<br>Sweden |     | 스위스<br>Switzerland |      | 스페인<br>Spain |      | 슬로바키아<br>Slovakia |     | 슬로베니아<br>Slovenia |      |
|-------|----|---------------|-----|--------------------|------|--------------|------|-------------------|-----|-------------------|------|
|       |    | 전년(동월)비       |     | 전년(동월)비            |      | 전년(동월)비      |      | 전년(동월)비           |     | 전년(동월)비           |      |
| 2015  |    | 100.0         | 0.0 | 100.0              | -0.3 | 100.0        | 0.5  | 100.0             | 0.4 | 100.0             | 0.4  |
| 2016  |    | 100.9         | 0.9 | 99.7               | -0.3 | 100.8        | 0.8  | 100.6             | 0.6 | 100.6             | 0.6  |
| 2017  |    | 102.3         | 1.4 | 100.0              | 0.3  | 102.0        | 1.1  | 101.9             | 1.3 | 101.3             | 0.8  |
| 2018  |    | 103.4         | 1.1 | 100.3              | 0.4  | 102.9        | 0.9  | 104.0             | 2.0 | 102.2             | 0.8  |
| 2019  |    | 105.0         | 1.5 | 100.8              | 0.5  | 103.9        | 1.0  | 106.1             | 2.0 | 103.9             | 1.7  |
| 2020  |    | 106.2         | 1.2 | 100.5              | -0.2 | 104.5        | 0.6  | 108.4             | 2.2 | 104.6             | 0.7  |
| 2020. | 1  | 104.6         | 1.6 | 100.4              | 0.4  | 103.2        | 1.0  | 107.4             | 2.4 | 102.7             | 1.4  |
|       | 2  | 105.4         | 1.5 | 100.7              | 0.3  | 103.4        | 1.1  | 107.6             | 2.5 | 103.8             | 1.7  |
|       | 3  | 105.5         | 1.4 | 100.9              | -0.1 | 104.0        | 1.0  | 107.9             | 2.2 | 104.3             | 1.3  |
|       | 4  | 105.4         | 0.5 | 100.6              | -0.6 | 105.2        | 0.9  | 108.1             | 2.2 | 104.3             | 0.3  |
|       | 5  | 106.0         | 0.8 | 100.7              | -0.7 | 105.3        | 0.9  | 108.1             | 2.1 | 105.0             | 0.5  |
|       | 6  | 106.7         | 1.1 | 100.5              | -0.8 | 105.5        | 0.8  | 108.3             | 2.1 | 105.7             | 0.6  |
|       | 7  | 107.0         | 1.6 | 100.4              | -0.4 | 104.0        | 0.4  | 108.5             | 2.1 | 105.4             | 1.1  |
|       | 8  | 106.4         | 1.4 | 100.5              | -0.3 | 104.0        | 0.2  | 108.7             | 1.9 | 105.2             | 0.5  |
|       | 9  | 106.7         | 1.0 | 100.5              | -0.3 | 104.1        | 0.3  | 109.0             | 2.1 | 104.9             | 0.1  |
|       | 10 | 106.8         | 1.1 | 100.6              | -0.0 | 104.8        | 0.1  | 109.0             | 2.1 | 105.5             | 0.9  |
|       | 11 | 106.8         | 1.2 | 100.4              | -0.2 | 105.2        | 0.1  | 109.1             | 2.0 | 104.8             | 0.0  |
|       | 12 | 107.4         | 1.2 | 100.3              | -0.3 | 105.2        | -0.0 | 109.0             | 2.1 | 104.3             | -0.1 |
| 2021. | 1  | 106.4         | 1.7 | 100.2              | -0.2 | 103.6        | 0.4  | 109.9             | 2.3 | 103.3             | 0.6  |
|       | 2  | 106.7         | 1.2 | 100.3              | -0.4 | 103.6        | 0.1  | 110.0             | 2.2 | 103.3             | -0.4 |
|       | 3  | 106.9         | 1.4 | 100.6              | -0.3 | 104.1        | 0.1  | 110.7             | 2.6 | 103.4             | -0.8 |
|       | 4  | 107.3         | 1.8 | 100.8              | 0.2  | 105.2        | -0.1 | 110.8             | 2.5 | 104.6             | 0.3  |
|       | 5  | 107.4         | 1.3 | 101.0              | 0.3  | 105.5        | 0.1  | 111.6             | 3.2 | 105.7             | 0.7  |
|       | 6  | 107.5         | 0.8 | 101.0              | 0.5  | 105.6        | 0.1  | 112.3             | 3.7 | 106.5             | 0.8  |

|       |    | 아이슬란드<br>Iceland |     | 아일랜드<br>Ireland |      | 영국<br>U.K. |     | 오스트리아<br>Austria |     | 이탈리아<br>Italy |     |
|-------|----|------------------|-----|-----------------|------|------------|-----|------------------|-----|---------------|-----|
|       |    | 전년(동월)비          |     | 전년(동월)비         |      | 전년(동월)비    |     | 전년(동월)비          |     | 전년(동월)비       |     |
| 2015  |    | 100.0            | 2.1 | 100.0           | 1.2  | 100.0      | 1.3 | 100.0            | 1.8 | 100.0         | 0.7 |
| 2016  |    | 102.2            | 2.2 | 101.0           | 1.0  | 101.6      | 1.6 | 101.5            | 1.5 | 100.4         | 0.5 |
| 2017  |    | 104.6            | 2.4 | 101.3           | 0.3  | 103.9      | 2.3 | 103.5            | 2.0 | 101.1         | 0.7 |
| 2018  |    | 107.3            | 2.5 | 101.4           | 0.1  | 105.9      | 1.9 | 105.3            | 1.8 | 101.7         | 0.6 |
| 2019  |    | 110.4            | 2.9 | 102.6           | 1.1  | 107.7      | 1.7 | 107.1            | 1.7 | 102.4         | 0.6 |
| 2020  |    | 113.6            | 2.9 | 102.9           | 0.3  | 109.3      | 1.5 | 109.1            | 1.9 | 102.9         | 0.5 |
| 2020. | 1  | 110.4            | 1.6 | 102.0           | 1.1  | 108.2      | 1.7 | 107.9            | 2.0 | 102.2         | 0.8 |
|       | 2  | 111.8            | 2.5 | 102.9           | 1.1  | 108.6      | 1.6 | 108.2            | 2.2 | 102.2         | 0.7 |
|       | 3  | 112.1            | 2.3 | 103.6           | 1.1  | 108.8      | 1.7 | 108.9            | 1.9 | 102.5         | 0.6 |
|       | 4  | 112.8            | 2.5 | 103.6           | 0.8  | 109.0      | 1.4 | 109.0            | 2.1 | 103.1         | 0.5 |
|       | 5  | 113.4            | 2.9 | 103.2           | 0.7  | 109.1      | 1.3 | 108.6            | 1.5 | 103.0         | 0.7 |
|       | 6  | 113.8            | 2.8 | 103.5           | 0.7  | 109.3      | 1.5 | 109.0            | 1.7 | 103.3         | 0.6 |
|       | 7  | 113.8            | 3.2 | 103.1           | 0.3  | 109.7      | 1.8 | 109.1            | 2.2 | 103.3         | 0.3 |
|       | 8  | 114.3            | 3.1 | 103.0           | -0.4 | 109.2      | 1.0 | 108.9            | 1.9 | 103.7         | 0.3 |
|       | 9  | 114.8            | 3.4 | 102.7           | -0.6 | 109.8      | 1.4 | 109.5            | 1.9 | 102.9         | 0.1 |
|       | 10 | 115.2            | 3.4 | 101.8           | -0.9 | 110.0      | 1.5 | 109.8            | 1.9 | 102.8         | 0.3 |
|       | 11 | 115.4            | 3.4 | 102.2           | -0.5 | 109.9      | 1.2 | 110.0            | 1.8 | 102.5         | 0.4 |
|       | 12 | 115.7            | 3.5 | 102.7           | -0.2 | 110.2      | 1.5 | 110.5            | 1.6 | 102.8         | 0.5 |
| 2021. | 1  | 115.2            | 4.3 | 103.2           | 1.2  | 109.8      | 1.5 | 109.7            | 1.6 | 103.1         | 0.8 |
|       | 2  | 116.1            | 3.9 | 103.5           | 0.6  | 109.9      | 1.2 | 109.5            | 1.2 | 103.2         | 0.9 |
|       | 3  | 116.7            | 4.0 | 104.0           | 0.4  | 110.2      | 1.3 | 110.7            | 1.7 | 103.3         | 0.9 |
|       | 4  | 117.5            | 4.2 | 104.7           | 1.0  | 110.6      | 1.5 | 110.7            | 1.6 | 103.5         | 0.4 |
|       | 5  | 118.2            | 4.2 | 104.7           | 1.4  | 111.3      | 2.0 | 110.9            | 2.1 | 103.3         | 0.3 |
|       | 6  | 118.6            | 4.3 | 104.8           | 1.2  | 111.8      | 2.3 | 111.5            | 2.3 | 103.5         | 0.2 |

## 4. 소비자 물가지수(비식품 및 비에너지)(계속)

### Consumer Price Indices (Non-food Non-energy)(Cont'd)

2015=100

|      |    | 일 본<br>Japan |      | 체 코<br>Czechia |     | 칠 레<br>Chile |     | 캐나다<br>Canada |     | 터 키<br>Turkey |      |
|------|----|--------------|------|----------------|-----|--------------|-----|---------------|-----|---------------|------|
|      |    | 전년(동월)비      |      | 전년(동월)비        |     | 전년(동월)비      |     | 전년(동월)비       |     | 전년(동월)비       |      |
| 2015 |    | 100.0        | 1.0  | 100.0          | 1.3 | 100.0        | 4.7 | 100.0         | 2.6 | 100.0         | 8.1  |
| 2016 |    | 100.4        | 0.4  | 101.6          | 1.6 | 104.0        | 4.0 | 102.0         | 2.0 | 109.3         | 9.3  |
| 2017 |    | 100.3        | -0.1 | 103.7          | 2.0 | 106.1        | 2.0 | 103.8         | 1.8 | 121.1         | 10.8 |
| 2018 |    | 100.5        | 0.2  | 106.1          | 2.4 | 108.1        | 1.9 | 105.9         | 2.0 | 139.6         | 15.3 |
| 2019 |    | 101.0        | 0.5  | 108.8          | 2.5 | 110.9        | 2.6 | 108.4         | 2.3 | 159.0         | 13.9 |
| 2020 |    | 101.1        | 0.1  | 112.7          | 3.6 | 113.4        | 2.3 | 109.8         | 1.3 | 178.7         | 12.4 |
| 2020 | 1  | 101.2        | 0.7  | 111.0          | 3.0 | 112.3        | 2.5 | 108.8         | 1.8 | 168.6         | 12.2 |
|      | 2  | 101.1        | 0.5  | 111.4          | 3.2 | 112.8        | 2.7 | 109.6         | 1.9 | 168.4         | 12.3 |
|      | 3  | 101.2        | 0.5  | 111.4          | 3.1 | 113.1        | 2.5 | 109.9         | 1.9 | 169.6         | 12.8 |
|      | 4  | 101.2        | 0.1  | 111.3          | 3.0 | 113.0        | 2.3 | 109.7         | 1.6 | 171.6         | 12.0 |
|      | 5  | 101.2        | 0.2  | 112.0          | 3.3 | 113.1        | 2.1 | 109.5         | 1.0 | 174.4         | 11.8 |
|      | 6  | 101.1        | 0.4  | 112.9          | 4.0 | 113.0        | 2.0 | 109.9         | 1.2 | 177.7         | 13.0 |
|      | 7  | 101.2        | 0.4  | 113.8          | 4.1 | 113.1        | 1.8 | 109.6         | 0.7 | 179.5         | 12.0 |
|      | 8  | 100.9        | -0.2 | 113.9          | 3.9 | 113.4        | 2.0 | 109.7         | 0.6 | 181.6         | 11.6 |
|      | 9  | 100.9        | 0.0  | 113.4          | 4.0 | 113.8        | 2.2 | 109.8         | 1.0 | 183.7         | 11.6 |
|      | 10 | 101.0        | -0.3 | 113.8          | 3.9 | 114.6        | 2.4 | 110.3         | 1.1 | 187.0         | 11.8 |
|      | 11 | 101.0        | -0.4 | 113.8          | 3.9 | 114.4        | 2.3 | 110.4         | 1.5 | 190.4         | 13.4 |
|      | 12 | 101.1        | -0.4 | 113.9          | 4.0 | 114.8        | 2.6 | 110.0         | 1.2 | 191.8         | 14.2 |
| 2021 | 1  | 101.3        | 0.2  | 115.2          | 3.8 | 115.3        | 2.6 | 110.5         | 1.5 | 194.3         | 15.2 |
|      | 2  | 101.4        | 0.3  | 115.4          | 3.6 | 115.5        | 2.4 | 110.6         | 0.9 | 194.9         | 15.8 |
|      | 3  | 101.6        | 0.4  | 115.4          | 3.6 | 116.1        | 2.6 | 110.9         | 0.9 | 197.3         | 16.3 |
|      | 4  | 100.9        | -0.3 | 115.9          | 4.1 | 116.2        | 2.9 | 111.4         | 1.6 | 200.7         | 16.9 |
|      | 5  | 101.0        | -0.2 | 116.4          | 3.9 | 116.6        | 3.1 | 111.8         | 2.1 | 202.7         | 16.2 |
|      | 6  | 100.9        | -0.2 | 117.2          | 3.8 | 116.5        | 3.1 | 112.0         | 2.0 | 207.3         | 16.6 |

|      |    | 포르투갈<br>Portugal |      | 폴란드<br>Poland |      | 프랑스<br>France |     | 핀란드<br>Finland |     | 헝가리<br>Hungary |     |
|------|----|------------------|------|---------------|------|---------------|-----|----------------|-----|----------------|-----|
|      |    | 전년(동월)비          |      | 전년(동월)비       |      | 전년(동월)비       |     | 전년(동월)비        |     | 전년(동월)비        |     |
| 2015 |    | 100.0            | 0.7  | 100.0         | 0.5  | 100.0         | 0.6 | 100.0          | 0.6 | 100.0          | 2.0 |
| 2016 |    | 100.7            | 0.7  | 99.8          | -0.2 | 100.4         | 0.4 | 101.0          | 1.0 | 101.5          | 1.5 |
| 2017 |    | 101.8            | 1.1  | 100.5         | 0.7  | 101.0         | 0.5 | 101.6          | 0.7 | 103.4          | 1.8 |
| 2018 |    | 102.5            | 0.7  | 101.3         | 0.8  | 102.0         | 1.0 | 102.3          | 0.7 | 105.5          | 2.1 |
| 2019 |    | 103.0            | 0.5  | 103.2         | 1.9  | 102.7         | 0.7 | 103.2          | 0.8 | 108.9          | 3.2 |
| 2020 |    | 103.0            | -0.0 | 107.2         | 3.8  | 103.7         | 1.0 | 103.7          | 0.5 | 112.2          | 3.0 |
| 2020 | 1  | 101.9            | 0.4  | 104.8         | 3.2  | 102.7         | 1.1 | 102.9          | 0.5 | 110.5          | 3.2 |
|      | 2  | 101.2            | 0.1  | 105.4         | 3.6  | 102.9         | 1.4 | 103.3          | 0.6 | 110.9          | 3.3 |
|      | 3  | 103.3            | 0.0  | 105.9         | 3.7  | 103.5         | 1.0 | 103.5          | 0.7 | 111.4          | 3.3 |
|      | 4  | 103.7            | -0.2 | 106.8         | 3.5  | 103.5         | 0.7 | 103.4          | 0.2 | 111.5          | 2.9 |
|      | 5  | 103.3            | -0.4 | 106.7         | 3.7  | 103.8         | 1.1 | 103.6          | 0.4 | 111.6          | 2.7 |
|      | 6  | 104.2            | 0.2  | 107.5         | 4.0  | 103.9         | 0.8 | 103.6          | 0.3 | 111.8          | 2.6 |
|      | 7  | 102.5            | 0.1  | 107.6         | 4.1  | 104.6         | 1.7 | 103.9          | 0.8 | 112.9          | 3.4 |
|      | 8  | 102.2            | -0.1 | 107.6         | 3.9  | 104.4         | 1.0 | 103.9          | 0.5 | 113.3          | 3.6 |
|      | 9  | 103.4            | -0.2 | 108.1         | 4.2  | 103.8         | 0.9 | 103.9          | 0.3 | 112.8          | 2.9 |
|      | 10 | 103.6            | -0.1 | 108.4         | 4.2  | 103.7         | 0.7 | 104.0          | 0.4 | 113.2          | 2.9 |
|      | 11 | 103.3            | -0.2 | 108.6         | 4.3  | 103.8         | 0.8 | 104.1          | 0.6 | 113.0          | 2.7 |
|      | 12 | 103.1            | -0.1 | 108.6         | 3.7  | 104.0         | 0.6 | 104.2          | 0.7 | 113.5          | 3.0 |
| 2021 | 1  | 102.4            | 0.6  | 108.9         | 4.0  | 103.9         | 1.2 | 104.2          | 1.3 | 113.7          | 2.9 |
|      | 2  | 101.9            | 0.7  | 109.4         | 3.8  | 103.7         | 0.7 | 104.4          | 1.1 | 114.1          | 2.9 |
|      | 3  | 103.4            | 0.1  | 110.1         | 4.0  | 104.2         | 0.7 | 104.5          | 1.0 | 114.5          | 2.8 |
|      | 4  | 103.8            | 0.1  | 110.7         | 3.7  | 104.3         | 0.7 | 105.0          | 1.5 | 115.6          | 3.7 |
|      | 5  | 104.0            | 0.6  | 111.0         | 4.1  | 104.5         | 0.7 | 105.2          | 1.5 | 115.9          | 3.9 |
|      | 6  | 103.9            | -0.3 | 111.0         | 3.3  | 104.7         | 0.8 | 105.2          | 1.6 | 117.1          | 4.8 |

## 5. 수출물가지수

### Export Prices Indices

2010=100

|          | 한 국 <sup>1)</sup><br>Korea |      | 그리스<br>Greece |       | 남아프리카공화국<br>South Africa |      | 뉴질랜드<br>New zealand |      |
|----------|----------------------------|------|---------------|-------|--------------------------|------|---------------------|------|
|          | 전년(동월)비                    |      | 전년(동월)비       |       | 전년(동월)비                  |      | 전년(동월)비             |      |
| 2015     | 100.0                      | -5.2 | 96.0          | -11.4 | 141.8                    | -3.3 | 96.7                | -6.3 |
| 2016     | 96.7                       | -3.3 | 89.5          | -6.7  | 145.6                    | 2.7  | 92.7                | -4.1 |
| 2017     | 102.6                      | 6.1  | 97.6          | 9.1   | 144.6                    | -0.7 | 103.1               | 11.2 |
| 2018     | 103.4                      | 0.8  | 105.1         | 7.6   | 142.5                    | -1.5 | 108.0               | 4.7  |
| 2019     | 99.9                       | -3.4 | 104.5         | -0.6  | 144.4                    | 1.3  | 110.6               | 2.5  |
| 2020     | 94.7                       | -5.2 | ...           | ...   | ...                      | ...  | 111.9               | 1.2  |
| 2019. 12 | 97.4                       | -3.2 | 105.5         | 5.0   | 144.6                    | -2.2 | ...                 | ...  |
| 2020. 1  | 96.8                       | -2.5 | 103.8         | 2.7   | 145.7                    | 1.1  | ...                 | ...  |
| 2        | 97.6                       | -2.0 | 99.3          | -5.0  | 150.6                    | 6.9  | ...                 | ...  |
| 3        | 96.1                       | -3.8 | ...           | ...   | 159.2                    | 9.0  | ...                 | ...  |
| 4        | 94.0                       | -6.5 | ...           | ...   | 164.8                    | 14.2 | ...                 | ...  |
| 5        | 94.5                       | -8.4 | ...           | ...   | 160.1                    | 10.6 | ...                 | ...  |
| 6        | 95.0                       | -5.7 | ...           | ...   | 158.5                    | 8.7  | ...                 | ...  |
| 7        | 95.1                       | -5.3 | ...           | ...   | 158.5                    | 12.3 | ...                 | ...  |
| 8        | 95.0                       | -6.7 | ...           | ...   | 160.0                    | 7.7  | ...                 | ...  |
| 9        | 95.0                       | -5.9 | ...           | ...   | 162.2                    | 12.1 | ...                 | ...  |
| 10       | 92.7                       | -6.2 | ...           | ...   | 163.3                    | 13.3 | ...                 | ...  |
| 11       | 92.3                       | -4.6 | ...           | ...   | ...                      | ...  | ...                 | ...  |
| 12       | 92.8                       | -4.7 | ...           | ...   | ...                      | ...  | ...                 | ...  |
| 2021. 1  | 94.9                       | -1.9 | ...           | ...   | ...                      | ...  | ...                 | ...  |
| 2        | 98.2                       | 0.6  | ...           | ...   | ...                      | ...  | ...                 | ...  |
| 3        | 101.8                      | 5.9  | ...           | ...   | ...                      | ...  | ...                 | ...  |
| 4        | 104.5                      | 11.1 | ...           | ...   | ...                      | ...  | ...                 | ...  |
| 5        | 106.4                      | 12.6 | ...           | ...   | ...                      | ...  | ...                 | ...  |

|          | 독 일<br>Germany |      | 미 국<br>U.S.A. |      | 스웨덴<br>Sweden |      | 슬로베니아<br>Slovenia |      |
|----------|----------------|------|---------------|------|---------------|------|-------------------|------|
|          | 전년(동월)비        |      | 전년(동월)비       |      | 전년(동월)비       |      | 전년(동월)비           |      |
| 2015     | 104.9          | 0.8  | 102.0         | -5.1 | 97.3          | 1.1  | 105.8             | 0.1  |
| 2016     | 104.0          | -0.8 | 99.1          | -2.8 | 95.4          | -2.0 | 104.3             | -1.3 |
| 2017     | 105.9          | 1.8  | 100.9         | 1.8  | 100.8         | 5.7  | 107.4             | 3.0  |
| 2018     | ...            | ...  | 104.4         | 3.5  | 108.7         | 7.9  | 109.8             | 2.2  |
| 2019     | ...            | ...  | 104.3         | -0.1 | 112.6         | 3.5  | 109.3             | -0.5 |
| 2020     | ...            | ...  | ...           | ...  | 107.3         | -4.6 | 108.0             | -1.2 |
| 2019. 12 | ...            | ...  | 104.3         | 0.3  | 111.7         | 2.0  | 109.1             | -0.9 |
| 2020. 1  | ...            | ...  | 105.0         | 0.9  | 110.0         | -0.3 | 109.0             | -1.3 |
| 2        | ...            | ...  | 104.3         | -0.3 | 109.5         | -1.3 | 108.8             | -1.2 |
| 3        | ...            | ...  | 103.9         | -1.1 | 108.0         | -4.9 | 108.1             | -1.7 |
| 4        | ...            | ...  | 101.2         | -4.0 | 110.1         | -2.3 | 108.2             | -1.2 |
| 5        | ...            | ...  | 101.0         | -4.1 | 108.7         | -4.0 | 108.0             | -1.2 |
| 6        | ...            | ...  | 101.8         | -2.7 | 107.0         | -5.9 | 107.0             | -1.9 |
| 7        | ...            | ...  | 102.5         | -2.5 | 106.2         | -6.3 | 108.0             | -0.8 |
| 8        | ...            | ...  | 103.0         | -1.7 | 104.7         | -6.8 | 108.0             | -0.7 |
| 9        | ...            | ...  | 103.4         | -1.2 | 105.2         | -6.6 | 107.7             | -1.0 |
| 10       | ...            | ...  | ...           | ...  | 106.3         | -6.0 | 107.5             | -0.9 |
| 11       | ...            | ...  | ...           | ...  | 105.7         | -6.5 | 107.8             | -1.0 |
| 12       | ...            | ...  | ...           | ...  | 106.6         | -4.5 | 107.7             | -1.4 |
| 2021. 1  | ...            | ...  | ...           | ...  | 106.4         | -3.3 | 108.6             | -0.4 |
| 2        | ...            | ...  | ...           | ...  | 108.6         | -0.9 | ...               | ...  |
| 3        | ...            | ...  | ...           | ...  | 110.2         | 2.1  | ...               | ...  |
| 4        | ...            | ...  | ...           | ...  | ...           | ...  | ...               | ...  |
| 5        | ...            | ...  | ...           | ...  | ...           | ...  | ...               | ...  |

주: 1) 2015=100, 원화기준

자료: 한국은행 경제통계시스템, IMF 『International Financial Statistics』



## 6. 수입물가지수

### Import Prices Indices

2010=100

|          | 한 국 <sup>1)</sup><br>Korea |       | 그리스<br>Greece |       | 남아프리카공화국<br>South Africa |       | 네덜란드<br>Netherlands |       | 뉴질랜드<br>New zealand |      |
|----------|----------------------------|-------|---------------|-------|--------------------------|-------|---------------------|-------|---------------------|------|
|          | 전년(동월)비                    |       | 전년(동월)비       |       | 전년(동월)비                  |       | 전년(동월)비             |       | 전년(동월)비             |      |
| 2015     | 100.0                      | -15.3 | 94.2          | -10.5 | 139.4                    | -5.8  | 101.7               | -5.4  | 89.9                | -2.3 |
| 2016     | 95.8                       | -4.2  | 91.6          | -2.8  | 136.1                    | -2.4  | 97.3                | -4.4  | 85.9                | -4.4 |
| 2017     | 102.0                      | 6.5   | 96.9          | 5.8   | 126.1                    | -7.3  | 101.8               | 4.6   | 87.5                | 1.9  |
| 2018     | 108.4                      | 6.3   | 103.4         | 6.7   | 122.5                    | -2.8  | 105.0               | 3.1   | 92.2                | 5.4  |
| 2019     | 109.3                      | 0.8   | 106.5         | 3.0   | 114.8                    | -6.3  | 103.6               | -1.3  | 93.2                | 1.2  |
| 2020     | 99.9                       | -8.7  | 95.0          | -10.8 | ...                      | ...   | 96.4                | -7.0  | 92.1                | -1.2 |
| 2019. 12 | 108.8                      | 3.3   | 110.4         | 11.4  | 110.3                    | -9.1  | 103.4               | 0.3   | ...                 | ...  |
| 2020. 1  | 107.9                      | 2.7   | 106.9         | 5.7   | 109.3                    | -7.0  | 103.5               | 0.5   | ...                 | ...  |
| 2        | 106.4                      | -1.0  | 101.9         | -1.3  | 108.3                    | -5.3  | 102.2               | -1.7  | ...                 | ...  |
| 3        | 100.7                      | -7.9  | 86.4          | -19.8 | 107.4                    | -7.2  | 96.8                | -7.6  | ...                 | ...  |
| 4        | 95.0                       | -14.6 | 85.4          | -22.1 | 106.5                    | -10.6 | 93.3                | -11.5 | ...                 | ...  |
| 5        | 98.8                       | -13.0 | 90.5          | -15.0 | 106.3                    | -10.5 | 93.7                | -11.1 | ...                 | ...  |
| 6        | 101.3                      | -7.4  | 94.5          | -11.5 | 103.1                    | -12.3 | 94.8                | -8.4  | ...                 | ...  |
| 7        | 100.4                      | -8.9  | 96.0          | -11.2 | 101.0                    | -11.0 | 95.4                | -7.8  | ...                 | ...  |
| 8        | 99.3                       | -10.5 | 96.7          | -8.1  | 101.2                    | -10.0 | 95.2                | -6.9  | ...                 | ...  |
| 9        | 98.2                       | -11.3 | 93.9          | -11.3 | 100.9                    | -11.7 | 94.9                | -7.9  | ...                 | ...  |
| 10       | 96.1                       | -11.2 | 92.7          | -12.7 | 98.8                     | -12.4 | 95.0                | -7.3  | ...                 | ...  |
| 11       | 96.1                       | -10.3 | 96.3          | -9.9  | ...                      | ...   | 95.3                | -7.4  | ...                 | ...  |
| 12       | 98.0                       | -9.9  | 99.0          | -10.3 | ...                      | ...   | 96.7                | -6.4  | ...                 | ...  |
| 2021. 1  | 101.6                      | -5.8  | 101.8         | -4.8  | ...                      | ...   | 98.7                | -4.6  | ...                 | ...  |
| 2        | 106.1                      | -0.3  | 108.3         | 6.3   | ...                      | ...   | ...                 | ...   | ...                 | ...  |
| 3        | 109.8                      | 9.0   | ...           | ...   | ...                      | ...   | ...                 | ...   | ...                 | ...  |
| 4        | 109.6                      | 15.3  | ...           | ...   | ...                      | ...   | ...                 | ...   | ...                 | ...  |
| 5        | 112.8                      | 14.2  | ...           | ...   | ...                      | ...   | ...                 | ...   | ...                 | ...  |

|          | 덴마크<br>Denmark |      | 독 일<br>Germany |      | 리투아니아<br>Lithuania |       | 미 국<br>U.S.A. |      | 스웨덴<br>Sweden |      |
|----------|----------------|------|----------------|------|--------------------|-------|---------------|------|---------------|------|
|          | 전년(동월)비        |      | 전년(동월)비        |      | 전년(동월)비            |       | 전년(동월)비       |      | 전년(동월)비       |      |
| 2015     | 105.6          | 1.2  | 100.4          | -3.1 | 103.4              | -8.7  | 105.0         | -4.1 | 95.9          | -1.6 |
| 2016     | 104.2          | -1.4 | 97.1           | -3.3 | 97.6               | -5.7  | 102.7         | -2.2 | 93.3          | -2.8 |
| 2017     | 105.7          | 1.5  | 100.4          | 3.5  | 101.2              | 3.8   | 104.1         | 1.3  | 98.8          | 5.9  |
| 2018     | 107.6          | 1.8  | 103.3          | 2.8  | 106.3              | 5.0   | 106.0         | 1.8  | 107.3         | 8.6  |
| 2019     | 107.8          | 0.2  | 102.2          | -1.0 | 104.8              | -1.4  | 105.0         | -1.0 | 110.1         | 2.6  |
| 2020     | 105.1          | -2.5 | 97.4           | -4.7 | 97.6               | -6.9  | ...           | ...  | 104.2         | -5.4 |
| 2019. 12 | 107.7          | 0.5  | 102.0          | -1.0 | 105.2              | 1.0   | 104.0         | -1.0 | 112.0         | 5.1  |
| 2020. 1  | 107.3          | 0.1  | 101.5          | -1.3 | 104.1              | -0.5  | 104.2         | -0.5 | 109.2         | 2.2  |
| 2        | 106.9          | -0.8 | 100.5          | -2.4 | 101.8              | -3.2  | 104.3         | -0.5 | 108.2         | 0.4  |
| 3        | 105.7          | -1.9 | 97.0           | -5.8 | 95.6               | -9.6  | 103.8         | -1.1 | 104.5         | -5.2 |
| 4        | 104.5          | -3.6 | 95.2           | -7.9 | 90.7               | -15.4 | 102.7         | -2.0 | 105.3         | -4.4 |
| 5        | 104.3          | -4.0 | 95.6           | -7.4 | 95.0               | -11.0 | 102.8         | -1.9 | 104.4         | -5.7 |
| 6        | 104.8          | -2.8 | 96.2           | -5.5 | 96.7               | -7.6  | 103.1         | -1.2 | 103.9         | -6.9 |
| 7        | 104.6          | -3.1 | 96.7           | -4.7 | 97.3               | -6.4  | 103.5         | -0.9 | 103.7         | -6.1 |
| 8        | 104.6          | -2.8 | 96.7           | -4.2 | 96.9               | -5.9  | 104.4         | 0.1  | 102.3         | -6.3 |
| 9        | 104.2          | -3.1 | 96.8           | -4.7 | 96.7               | -7.0  | 104.7         | 0.5  | 101.0         | -8.8 |
| 10       | 104.5          | -2.8 | 97.2           | -4.3 | 96.8               | -5.9  | ...           | ...  | 102.4         | -7.5 |
| 11       | 104.7          | -2.8 | 97.7           | -4.1 | 98.8               | -5.5  | ...           | ...  | 102.5         | -7.6 |
| 12       | 105.1          | -2.5 | 98.4           | -3.5 | 100.3              | -4.6  | ...           | ...  | 103.1         | -7.9 |
| 2021. 1  | 106.2          | -1.0 | 100.1          | -1.4 | 112.2              | 7.9   | ...           | ...  | 103.0         | -5.6 |
| 2        | 107.6          | 0.7  | 101.7          | 1.2  | ...                | ...   | ...           | ...  | 105.4         | -2.6 |
| 3        | ...            | ...  | ...            | ...  | ...                | ...   | ...           | ...  | 106.7         | 2.1  |
| 4        | ...            | ...  | ...            | ...  | ...                | ...   | ...           | ...  | ...           | ...  |
| 5        | ...            | ...  | ...            | ...  | ...                | ...   | ...           | ...  | ...           | ...  |

주: 1) 2015=100, 원화기준

자료: 한국은행 경제통계시스템, IMF 『International Financial Statistics』



## 7. 수출입물량지수

### Volume of Exports and Imports

2010=100

|          |         | 수출물량지수 <sup>1)</sup> |         |         |         |        |         | Volume of Exports |         |           |         |  |  |
|----------|---------|----------------------|---------|---------|---------|--------|---------|-------------------|---------|-----------|---------|--|--|
|          |         | 한국 <sup>3)</sup>     |         | 덴마크     |         | 브라질    |         | 코스타리카             |         | 홍콩        |         |  |  |
|          |         | Korea                |         | Denmark |         | Brazil |         | Costa Rica        |         | Hong Kong |         |  |  |
|          | 전년(동월)비 |                      | 전년(동월)비 |         | 전년(동월)비 |        | 전년(동월)비 |                   | 전년(동월)비 |           | 전년(동월)비 |  |  |
| 2015     | 100.0   | 2.5                  | 113.1   | 2.5     | 122.4   | 10.4   | 124.2   | 1.2               | 104.8   | -1.7      |         |  |  |
| 2016     | 100.9   | 0.9                  | 115.4   | 2.0     | 126.4   | 3.3    | 133.4   | 7.4               | 106.3   | 1.4       |         |  |  |
| 2017     | 106.3   | 5.3                  | 121.0   | 4.9     | 135.0   | 6.8    | 142.2   | 6.6               | 112.8   | 6.2       |         |  |  |
| 2018     | 112.7   | 6.1                  | 122.5   | 1.2     | 141.4   | 4.8    | 149.3   | 5.0               | 118.4   | 4.9       |         |  |  |
| 2019     | 110.3   | -2.2                 | 127.2   | 3.8     | 311.9   | 120.6  | 151.1   | 1.2               | 112.4   | -5.0      |         |  |  |
| 2020     | 111.5   | 1.1                  | 121.1   | -4.9    | ...     | ...    | ...     | ...               | 111.6   | -0.8      |         |  |  |
| 2019. 12 | 116.5   | 7.7                  | 123.8   | 0.0     | 124.0   | -9.6   | 136.4   | 4.5               | 119.0   | 3.7       |         |  |  |
| 2020. 1  | 105.8   | -3.1                 | 132.2   | -0.4    | 107.9   | -18.0  | 134.0   | 1.9               | 91.1    | -22.9     |         |  |  |
| 2        | 104.8   | 11.5                 | 123.6   | -1.6    | 101.4   | -13.0  | 163.4   | 14.4              | 81.0    | 5.4       |         |  |  |
| 3        | 122.0   | 10.0                 | 118.9   | -1.3    | 123.3   | 13.5   | 186.0   | 10.3              | 110.7   | -4.6      |         |  |  |
| 4        | 98.6    | -13.2                | 114.0   | -11.0   | 132.7   | 23.5   | 135.8   | -12.5             | 105.6   | -2.8      |         |  |  |
| 5        | 94.2    | -14.8                | 118.7   | -8.8    | 134.7   | -1.1   | 136.4   | -20.1             | 108.1   | -6.8      |         |  |  |
| 6        | 104.7   | -1.4                 | 122.7   | -4.2    | 147.3   | 16.0   | ...     | ...               | 103.8   | -0.5      |         |  |  |
| 7        | 112.6   | -0.9                 | 120.2   | -5.1    | 164.9   | 10.4   | ...     | ...               | 112.3   | -2.3      |         |  |  |
| 8        | 104.8   | -3.7                 | 120.6   | -7.5    | 145.4   | -0.3   | ...     | ...               | 117.7   | -1.1      |         |  |  |
| 9        | 125.4   | 13.5                 | 125.9   | 0.4     | 156.0   | 9.6    | ...     | ...               | 129.3   | 10.4      |         |  |  |
| 10       | 117.1   | 0.2                  | 114.5   | -10.5   | 135.8   | -9.0   | ...     | ...               | 117.7   | 0.0       |         |  |  |
| 11       | 119.5   | 5.6                  | 119.8   | -6.0    | ...     | ...    | ...     | ...               | 129.1   | 6.2       |         |  |  |
| 12       | 127.0   | 9.0                  | 121.6   | -1.7    | ...     | ...    | ...     | ...               | 132.8   | 11.6      |         |  |  |
| 2021. 1  | 114.2   | 8.0                  | 119.5   | -9.6    | ...     | ...    | ...     | ...               | 131.7   | 44.6      |         |  |  |
| 2        | 108.8   | 3.8                  | ...     | ...     | ...     | ...    | ...     | ...               | 104.8   | 29.4      |         |  |  |
| 3        | 126.3   | 3.5                  | ...     | ...     | ...     | ...    | ...     | ...               | ...     | ...       |         |  |  |
| 4        | 118.6   | 20.3                 | ...     | ...     | ...     | ...    | ...     | ...               | ...     | ...       |         |  |  |
| 5        | 115.8   | 22.9                 | ...     | ...     | ...     | ...    | ...     | ...               | ...     | ...       |         |  |  |

|       |    | 수입 물량 지 수 <sup>2)</sup>    |      |                |      |               |       | Volume of Imports   |       |                  |       |  |  |
|-------|----|----------------------------|------|----------------|------|---------------|-------|---------------------|-------|------------------|-------|--|--|
|       |    | 한 국 <sup>3)</sup><br>Korea |      | 덴마크<br>Denmark |      | 브라질<br>Brazil |       | 코스타리카<br>Costa Rica |       | 홍 공<br>Hong Kong |       |  |  |
|       |    |                            |      |                |      |               |       |                     |       |                  |       |  |  |
|       |    | 전년(동월)비                    |      | 전년(동월)비        |      | 전년(동월)비       |       | 전년(동월)비             |       | 전년(동월)비          |       |  |  |
| 2015  |    | 100.0                      | 3.2  | 118.7          | 5.9  | 106.0         | -11.4 | 126.6               | 1.5   | 107.8            | -3.2  |  |  |
| 2016  |    | 101.1                      | 1.1  | 123.1          | 3.7  | 93.4          | -11.9 | 133.4               | 5.4   | 108.9            | 1.0   |  |  |
| 2017  |    | 109.8                      | 8.6  | 126.1          | 2.4  | 98.4          | 5.3   | 137.4               | 3.0   | 116.3            | 6.8   |  |  |
| 2018  |    | 111.3                      | 1.4  | 127.8          | 1.4  | 110.1         | 11.9  | 137.8               | 0.3   | 123.1            | 5.9   |  |  |
| 2019  |    | 109.5                      | -1.7 | 130.7          | 2.3  | 93.3          | -15.3 | 136.3               | -1.1  | 113.8            | -7.6  |  |  |
| 2020  |    | 113.2                      | 3.3  | 131.5          | 0.5  | ...           | ...   | ...                 | ...   | 110.8            | -2.6  |  |  |
| 2019. | 12 | 116.5                      | 4.7  | 128.7          | -0.3 | 111.6         | -3.8  | 129.5               | 0.4   | 118.5            | -2.0  |  |  |
| 2020. | 1  | 113.4                      | -4.1 | 130.8          | -0.8 | 105.6         | -6.0  | 137.6               | -1.4  | 93.5             | -16.7 |  |  |
|       | 2  | 97.9                       | 1.4  | 130.8          | 0.9  | 95.2          | -4.1  | 125.5               | 4.3   | 86.5             | 0.9   |  |  |
|       | 3  | 115.8                      | 8.0  | 131.3          | 1.5  | 111.9         | 12.6  | 137.9               | -7.1  | 111.5            | -10.3 |  |  |
|       | 4  | 113.1                      | -1.5 | 119.8          | -7.3 | 107.4         | 10.4  | 115.5               | -13.9 | 104.6            | -5.3  |  |  |
|       | 5  | 109.6                      | -0.4 | 128.9          | -1.7 | 99.1          | -12.4 | 111.1               | -22.6 | 103.9            | -11.0 |  |  |
|       | 6  | 109.9                      | 6.8  | 131.6          | -2.0 | 97.4          | 2.8   | ...                 | ...   | 105.7            | -6.4  |  |  |
|       | 7  | 115.9                      | 1.1  | 130.1          | -2.3 | 94.9          | -28.2 | ...                 | ...   | 111.9            | -2.2  |  |  |
|       | 8  | 105.8                      | -4.5 | 133.8          | 2.5  | 95.1          | -21.2 | ...                 | ...   | 111.9            | -4.5  |  |  |
|       | 9  | 115.1                      | 11.5 | 134.7          | 3.8  | 106.6         | -5.8  | ...                 | ...   | 121.9            | 4.6   |  |  |
|       | 10 | 115.7                      | 4.4  | 133.3          | 2.2  | 107.7         | -10.9 | ...                 | ...   | 118.3            | 1.1   |  |  |
|       | 11 | 118.2                      | 9.2  | 137.6          | 5.4  | ...           | ...   | ...                 | ...   | 125.7            | 5.1   |  |  |
|       | 12 | 128.1                      | 10.0 | 134.7          | 4.7  | ...           | ...   | ...                 | ...   | 134.7            | 13.7  |  |  |
| 2021. | 1  | 122.6                      | 8.1  | 132.2          | 1.1  | ...           | ...   | ...                 | ...   | 128.2            | 37.1  |  |  |
|       | 2  | 113.1                      | 15.6 | ...            | ...  | ...           | ...   | ...                 | ...   | 100.8            | 16.6  |  |  |
|       | 3  | 128.4                      | 10.9 | ...            | ...  | ...           | ...   | ...                 | ...   | ...              | ...   |  |  |
|       | 4  | 127.7                      | 12.9 | ...            | ...  | ...           | ...   | ...                 | ...   | ...              | ...   |  |  |
|       | 5  | 120.4                      | 9.8  | ...            | ...  | ...           | ...   | ...                 | ...   | ...              | ...   |  |  |

주: 1) FOB 기준 2) CIF 기준 3) 2015=100

자료: 한국은행 경제통계시스템, IMF 『International Financial Statistics』



## 8. 수출입단가지수

### Unit Value of Exports and Imports

2010=100

|          | 수출단가지수 <sup>1)</sup> |       |         |      |         |       |            |      |           |      |
|----------|----------------------|-------|---------|------|---------|-------|------------|------|-----------|------|
|          | 한국 <sup>3)</sup>     |       | 덴마크     |      | 브라질     |       | 코스타리카      |      | 홍콩        |      |
|          | Korea                |       | Denmark |      | Brazil  |       | Costa Rica |      | Hong Kong |      |
|          | 전년(동월)비              |       | 전년(동월)비 |      | 전년(동월)비 |       | 전년(동월)비    |      | 전년(동월)비   |      |
| 2015     | 100.0                | -9.1  | 105.2   | -0.2 | 78.1    | -23.1 | 99.5       | 0.2  | 115.9     | 0.2  |
| 2016     | 94.6                 | -5.4  | 102.8   | -2.3 | 74.3    | -5.0  | 98.2       | -1.4 | 113.7     | -1.9 |
| 2017     | 108.4                | 14.6  | 103.3   | 0.5  | 81.7    | 10.0  | 94.5       | -3.7 | 115.3     | 1.4  |
| 2018     | 119.8                | 10.5  | 104.4   | 1.0  | 88.2    | 8.0   | 94.0       | -0.6 | 117.4     | 1.9  |
| 2019     | 107.4                | -10.4 | 108.0   | 3.5  | 22.0    | -75.1 | 92.8       | -1.3 | 118.9     | 1.2  |
| 2020     | 101.3                | -5.6  | ...     | ...  | 15.3    | -30.5 | ...        | ...  | 119.3     | 0.4  |
| 2019. 12 | 109.7                | -1.0  | 110.4   | 4.4  | 21.7    | -74.3 | 96.9       | 6.8  | 118.8     | -0.2 |
| 2020. 1  | 99.1                 | -9.6  | 110.3   | 4.9  | 19.4    | -11.4 | 95.5       | 6.8  | 120.0     | 1.3  |
| 2        | 97.4                 | 3.3   | 115.1   | 6.9  | 21.1    | -2.4  | 94.9       | 7.0  | 119.5     | -0.1 |
| 3        | 110.4                | -0.5  | 110.9   | 5.0  | 18.2    | -26.9 | 94.1       | 5.7  | 118.6     | -0.3 |
| 4        | 87.0                 | -23.3 | 107.7   | 0.7  | 14.9    | -45.9 | 94.4       | 6.4  | 118.8     | -0.1 |
| 5        | 82.2                 | -25.0 | 108.8   | 0.1  | 13.8    | -39.0 | 95.1       | 4.2  | 119.3     | 0.4  |
| 6        | 92.9                 | -10.3 | ...     | ...  | 13.7    | -39.1 | ...        | ...  | 119.7     | 0.3  |
| 7        | 100.7                | -8.5  | ...     | ...  | 13.3    | -37.4 | ...        | ...  | 118.9     | 0.2  |
| 8        | 94.5                 | -9.3  | ...     | ...  | 13.2    | -34.3 | ...        | ...  | 119.1     | 0.2  |
| 9        | 113.8                | 7.7   | ...     | ...  | 13.0    | -37.1 | ...        | ...  | 119.2     | 0.2  |
| 10       | 107.0                | -3.4  | ...     | ...  | 14.0    | -26.8 | ...        | ...  | 119.2     | 0.6  |
| 11       | 110.7                | 3.8   | ...     | ...  | 15.2    | -24.4 | ...        | ...  | 119.6     | 0.8  |
| 12       | 120.2                | 9.6   | ...     | ...  | 15.7    | -27.5 | ...        | ...  | 120.1     | 1.1  |
| 2021. 1  | 110.3                | 11.4  | ...     | ...  | 14.9    | -23.3 | ...        | ...  | 119.7     | -0.2 |
| 2        | 107.2                | 10.1  | ...     | ...  | 17.5    | -17.1 | ...        | ...  | 120.7     | 1.0  |
| 3        | 126.8                | 14.9  | ...     | ...  | ...     | ...   | ...        | ...  | ...       | ...  |
| 4        | 123.5                | 42.0  | ...     | ...  | ...     | ...   | ...        | ...  | ...       | ...  |
| 5        | 122.5                | 49.1  | ...     | ...  | ...     | ...   | ...        | ...  | ...       | ...  |

|          | 수입단가지수 <sup>2)</sup> |       |         |      |         |       |            |      |           |      |
|----------|----------------------|-------|---------|------|---------|-------|------------|------|-----------|------|
|          | 한국 <sup>3)</sup>     |       | 덴마크     |      | 브라질     |       | 코스타리카      |      | 홍콩        |      |
|          | Korea                |       | Denmark |      | Brazil  |       | Costa Rica |      | Hong Kong |      |
|          | 전년(동월)비              |       | 전년(동월)비 |      | 전년(동월)비 |       | 전년(동월)비    |      | 전년(동월)비   |      |
| 2015     | 100.0                | -17.6 | 105.5   | -2.2 | 88.3    | -15.7 | 99.2       | -6.0 | 114.8     | -0.3 |
| 2016     | 92.8                 | -7.2  | 100.9   | -4.4 | 74.9    | -15.2 | 95.4       | -3.9 | 112.6     | -1.9 |
| 2017     | 110.5                | 19.1  | 104.9   | 4.0  | 76.8    | 2.6   | 92.8       | -2.7 | 114.3     | 1.5  |
| 2018     | 123.7                | 12.0  | 107.5   | 2.5  | 89.9    | 17.1  | 94.8       | 2.2  | 116.5     | 2.0  |
| 2019     | 116.1                | -6.2  | 108.9   | 1.3  | 22.0    | -75.5 | 91.6       | -3.4 | 118.1     | 1.3  |
| 2020     | 107.9                | -7.1  | ...     | ...  | 16.1    | -26.8 | ...        | ...  | 118.5     | 0.3  |
| 2019. 12 | 120.5                | -1.0  | 110.3   | 2.4  | 17.9    | -75.4 | 93.8       | 5.2  | 118.5     | 0.4  |
| 2020. 1  | 118.4                | -5.8  | 109.0   | 1.7  | 24.0    | -4.9  | 94.3       | 7.4  | 118.3     | 1.6  |
| 2        | 102.3                | -0.1  | 108.4   | -0.2 | 20.9    | -6.0  | 93.4       | 4.1  | 118.1     | -0.1 |
| 3        | 116.5                | 0.8   | 104.6   | -4.3 | 17.4    | -22.4 | 89.5       | 1.5  | 118.4     | 0.2  |
| 4        | 105.1                | -15.5 | 104.7   | -3.8 | 13.4    | -42.9 | 89.5       | -0.4 | 117.6     | -0.1 |
| 5        | 95.9                 | -20.3 | 102.6   | -6.4 | 15.6    | -27.3 | 89.6       | -2.3 | 118.4     | 0.3  |
| 6        | 99.1                 | -11.0 | ...     | ...  | 13.6    | -41.3 | ...        | ...  | 118.3     | 0.0  |
| 7        | 107.7                | -10.7 | ...     | ...  | 15.0    | -34.9 | ...        | ...  | 118.5     | -0.2 |
| 8        | 98.6                 | -15.7 | ...     | ...  | 14.0    | -33.2 | ...        | ...  | 118.4     | -0.2 |
| 9        | 107.7                | 0.1   | ...     | ...  | 14.0    | -39.1 | ...        | ...  | 118.4     | -0.2 |
| 10       | 108.1                | -6.6  | ...     | ...  | 13.4    | -40.1 | ...        | ...  | 118.7     | 0.6  |
| 11       | 111.5                | -0.6  | ...     | ...  | 14.1    | -26.7 | ...        | ...  | 118.6     | 0.8  |
| 12       | 124.0                | 2.9   | ...     | ...  | 20.9    | 16.4  | ...        | ...  | 119.7     | 1.0  |
| 2021. 1  | 123.5                | 4.3   | ...     | ...  | 16.8    | -30.0 | ...        | ...  | 119.2     | 0.8  |
| 2        | 117.8                | 15.1  | ...     | ...  | 15.6    | -25.5 | ...        | ...  | 119.4     | 1.1  |
| 3        | 138.5                | 18.9  | ...     | ...  | ...     | ...   | ...        | ...  | ...       | ...  |
| 4        | 141.0                | 34.1  | ...     | ...  | ...     | ...   | ...        | ...  | ...       | ...  |
| 5        | 133.4                | 39.2  | ...     | ...  | ...     | ...   | ...        | ...  | ...       | ...  |

주: 1) FOB 기준      2) CIF 기준      3) 수출입금액지수, 2015=100

자료: 한국은행 경제통계시스템, IMF 『International Financial Statistics』

## 9. 비교물가수준

### Comparative Price Levels

2021. 7월 기준

|                       | 오스트레일리아   | 오스트리아   | 벨기에     | 캐나다    | 칠레    | 체코      | 덴마크     | 에스토니아   | 핀란드     | 프랑스    | 독일      | 그리스    | 헝가리     | 아이슬란드   | 아일랜드    | 이스라엘   | 이탈리아  | 일본    | 콜롬비아     |
|-----------------------|-----------|---------|---------|--------|-------|---------|---------|---------|---------|--------|---------|--------|---------|---------|---------|--------|-------|-------|----------|
|                       | Australia | Austria | Belgium | Canada | Chile | Czechia | Denmark | Estonia | Finland | France | Germany | Greece | Hungary | Iceland | Ireland | Israel | Italy | Japan | Colombia |
| 통 화 단 위 Monetary Unit | AUD       | EUR     | EUR     | CAD    | CLP   | CZK     | DKK     | EUR     | EUR     | EUR    | EUR     | EUR    | HUF     | ISK     | EUR     | ILS    | EUR   | JPY   | COP      |
| 오스트레일리아 Australia     | 100       | 117     | 117     | 110    | 182   | 172     | 96      | 156     | 108     | 120    | 123     | 163    | 209     | 87      | 100     | 93     | 134   | 117   | 293      |
| 오스트리아 Austria         | 86        | 100     | 100     | 95     | 156   | 147     | 82      | 133     | 92      | 103    | 106     | 139    | 179     | 75      | 86      | 80     | 115   | 101   | 251      |
| 벨기에 Belgium           | 86        | 100     | 100     | 95     | 156   | 147     | 82      | 133     | 92      | 103    | 106     | 139    | 179     | 75      | 86      | 80     | 115   | 101   | 251      |
| 캐나다 Canada            | 91        | 106     | 106     | 100    | 165   | 155     | 87      | 141     | 98      | 108    | 112     | 147    | 189     | 79      | 91      | 85     | 121   | 106   | 265      |
| 칠레 Chile              | 55        | 64      | 64      | 61     | 100   | 94      | 52      | 85      | 59      | 66     | 68      | 89     | 115     | 48      | 55      | 51     | 73    | 64    | 161      |
| 체코 Czechia            | 58        | 68      | 68      | 64     | 106   | 100     | 56      | 91      | 63      | 70     | 72      | 95     | 122     | 51      | 58      | 54     | 78    | 68    | 170      |
| 덴마크 Denmark           | 105       | 122     | 122     | 115    | 191   | 180     | 100     | 163     | 113     | 125    | 129     | 170    | 219     | 91      | 105     | 98     | 140   | 123   | 306      |
| 에스토니아 Estonia         | 64        | 75      | 75      | 71     | 117   | 110     | 61      | 100     | 69      | 77     | 79      | 105    | 134     | 56      | 65      | 60     | 86    | 75    | 188      |
| 핀란드 Finland           | 93        | 108     | 108     | 102    | 169   | 159     | 89      | 144     | 100     | 111    | 115     | 151    | 194     | 81      | 93      | 87     | 124   | 109   | 272      |
| 프랑스 France            | 84        | 98      | 97      | 92     | 152   | 143     | 80      | 130     | 90      | 100    | 103     | 136    | 175     | 73      | 84      | 78     | 112   | 98    | 244      |
| 독일 Germany            | 81        | 95      | 94      | 89     | 148   | 139     | 77      | 126     | 87      | 97     | 100     | 132    | 169     | 71      | 81      | 76     | 108   | 95    | 237      |
| 그리스 Greece            | 61        | 72      | 72      | 68     | 112   | 105     | 59      | 96      | 66      | 74     | 76      | 100    | 128     | 54      | 62      | 57     | 82    | 72    | 180      |
| 헝가리 Hungary           | 48        | 56      | 56      | 53     | 87    | 82      | 46      | 74      | 52      | 57     | 59      | 78     | 100     | 42      | 48      | 45     | 64    | 56    | 140      |
| 아이슬란드 Iceland         | 115       | 134     | 134     | 127    | 209   | 197     | 110     | 179     | 124     | 137    | 142     | 187    | 240     | 100     | 115     | 107    | 154   | 135   | 336      |
| 아일랜드 Ireland          | 100       | 116     | 116     | 110    | 182   | 171     | 95      | 155     | 107     | 119    | 123     | 162    | 208     | 87      | 100     | 93     | 133   | 117   | 291      |
| 이스라엘 Israel           | 107       | 125     | 125     | 118    | 195   | 184     | 102     | 167     | 115     | 128    | 132     | 174    | 224     | 93      | 108     | 100    | 143   | 126   | 314      |
| 이탈리아 Italy            | 75        | 87      | 87      | 82     | 136   | 128     | 71      | 116     | 80      | 89     | 92      | 122    | 156     | 65      | 75      | 70     | 100   | 88    | 219      |
| 일본 Japan              | 85        | 99      | 99      | 94     | 155   | 146     | 81      | 133     | 92      | 102    | 105     | 139    | 178     | 74      | 85      | 79     | 114   | 100   | 249      |
| 콜롬비아 Colombia         | 34        | 40      | 40      | 38     | 62    | 59      | 33      | 53      | 37      | 41     | 42      | 56     | 71      | 30      | 34      | 32     | 46    | 40    | 100      |
| 한국 Korea              | 72        | 85      | 85      | 80     | 132   | 124     | 69      | 113     | 78      | 87     | 89      | 118    | 151     | 63      | 73      | 68     | 97    | 85    | 212      |
| 라트비아 Latvia           | 58        | 68      | 68      | 64     | 106   | 100     | 55      | 90      | 63      | 69     | 72      | 94     | 121     | 51      | 58      | 54     | 78    | 68    | 170      |
| 리투아니아 Lithuania       | 52        | 61      | 61      | 58     | 95    | 90      | 50      | 81      | 56      | 63     | 65      | 85     | 109     | 46      | 53      | 49     | 70    | 61    | 153      |
| 룩셈부르크 Luxembourg      | 98        | 114     | 114     | 108    | 178   | 168     | 94      | 152     | 105     | 117    | 121     | 159    | 204     | 85      | 98      | 91     | 131   | 115   | 286      |
| 멕시코 Mexico            | 49        | 57      | 57      | 54     | 89    | 84      | 47      | 76      | 53      | 59     | 60      | 80     | 102     | 43      | 49      | 46     | 66    | 57    | 143      |
| 네덜란드 Netherlands      | 87        | 102     | 102     | 96     | 159   | 150     | 84      | 136     | 94      | 105    | 108     | 142    | 183     | 76      | 88      | 82     | 117   | 103   | 256      |
| 뉴질랜드 New Zealand      | 95        | 111     | 111     | 105    | 173   | 163     | 91      | 148     | 102     | 114    | 117     | 155    | 199     | 83      | 95      | 89     | 127   | 112   | 278      |
| 노르웨이 Norway           | 104       | 121     | 121     | 115    | 189   | 178     | 99      | 161     | 112     | 124    | 128     | 169    | 217     | 90      | 104     | 97     | 139   | 122   | 304      |
| 폴란드 Poland            | 44        | 52      | 52      | 49     | 81    | 76      | 42      | 69      | 48      | 53     | 55      | 72     | 92      | 39      | 44      | 41     | 59    | 52    | 130      |
| 포르투갈 Portugal         | 64        | 75      | 75      | 71     | 116   | 110     | 61      | 99      | 69      | 76     | 79      | 104    | 133     | 56      | 64      | 60     | 86    | 75    | 187      |
| 슬로바키아 Slovakia        | 66        | 77      | 77      | 72     | 120   | 113     | 63      | 102     | 71      | 79     | 81      | 107    | 137     | 57      | 66      | 61     | 88    | 77    | 192      |
| 슬로베니아 Slovenia        | 64        | 75      | 75      | 71     | 117   | 110     | 62      | 100     | 69      | 77     | 79      | 105    | 134     | 56      | 65      | 60     | 86    | 76    | 188      |
| 스페인 Spain             | 71        | 83      | 83      | 78     | 129   | 122     | 68      | 110     | 76      | 85     | 88      | 115    | 148     | 62      | 71      | 66     | 95    | 83    | 207      |
| 스웨덴 Sweden            | 94        | 110     | 110     | 104    | 172   | 162     | 90      | 147     | 102     | 113    | 116     | 153    | 197     | 82      | 95      | 88     | 126   | 111   | 276      |
| 스위스 Switzerland       | 121       | 142     | 142     | 134    | 221   | 209     | 116     | 189     | 131     | 145    | 150     | 198    | 254     | 106     | 122     | 113    | 163   | 143   | 355      |
| 터키 Turkey             | 28        | 33      | 33      | 31     | 52    | 49      | 27      | 44      | 31      | 34     | 35      | 46     | 59      | 25      | 29      | 27     | 38    | 33    | 83       |
| 영국 U.K.               | 92        | 108     | 108     | 102    | 168   | 158     | 88      | 143     | 99      | 110    | 114     | 150    | 193     | 80      | 93      | 86     | 123   | 108   | 270      |
| 미국 U.S.A.             | 89        | 103     | 103     | 98     | 161   | 152     | 85      | 138     | 95      | 106    | 109     | 144    | 185     | 77      | 89      | 83     | 119   | 104   | 259      |
| 코스타리카 Costa Rica      | 49        | 57      | 57      | 54     | 90    | 84      | 47      | 76      | 53      | 59     | 61      | 80     | 103     | 43      | 49      | 46     | 66    | 58    | 144      |

자료: OECD 『Purchasing Power Parities Statistics』

## 9. 비교물가수준(계속)

### Comparative Price Levels (Cont'd)

2021. 7월 기준

|                       | 한국    | 라트비아   | 리투아니아     | 룩셈부르크      | 멕시코    | 네덜란드        | 뉴질랜드        | 노르웨이   | 폴란드    | 포르투갈     | 슬로바키아    | 슬로베니아    | 스페인   | 스웨덴    | 스위스         | 터키     | 영국   | 미국     | 코스타리카      |
|-----------------------|-------|--------|-----------|------------|--------|-------------|-------------|--------|--------|----------|----------|----------|-------|--------|-------------|--------|------|--------|------------|
|                       | Korea | Latvia | Lithuania | Luxembourg | Mexico | Netherlands | New Zealand | Norway | Poland | Portugal | Slovakia | Slovenia | Spain | Sweden | Switzerland | Turkey | U.K. | U.S.A. | Costa Rica |
| 통 화 단 위 Monetary Unit | KRW   | EUR    | EUR       | EUR        | MXN    | EUR         | NZD         | NOK    | PLN    | EUR      | EUR      | EUR      | EUR   | SEK    | CHF         | TRY    | GBP  | USD    | CRC        |
| 오스트레일리아 Australia     | 138   | 172    | 191       | 102        | 204    | 114         | 105         | 96     | 226    | 157      | 152      | 155      | 141   | 106    | 82          | 352    | 109  | 113    | 204        |
| 오스트리아 Austria         | 118   | 148    | 164       | 88         | 175    | 98          | 90          | 83     | 194    | 134      | 130      | 133      | 121   | 91     | 71          | 301    | 93   | 97     | 174        |
| 벨기에 Belgium           | 118   | 148    | 164       | 88         | 175    | 98          | 90          | 83     | 194    | 134      | 131      | 133      | 121   | 91     | 71          | 302    | 93   | 97     | 175        |
| 캐나다 Canada            | 125   | 156    | 173       | 93         | 185    | 104         | 95          | 87     | 205    | 142      | 138      | 141      | 128   | 96     | 75          | 319    | 98   | 102    | 184        |
| 칠레 Chile              | 76    | 95     | 105       | 56         | 112    | 63          | 58          | 53     | 124    | 86       | 84       | 85       | 77    | 58     | 45          | 193    | 60   | 62     | 112        |
| 체코 Czechia            | 80    | 100    | 111       | 60         | 119    | 67          | 61          | 56     | 132    | 91       | 89       | 91       | 82    | 62     | 48          | 205    | 63   | 66     | 119        |
| 덴마크 Denmark           | 144   | 180    | 200       | 107        | 214    | 120         | 110         | 101    | 236    | 164      | 159      | 162      | 148   | 111    | 86          | 368    | 113  | 118    | 213        |
| 에스토니아 Estonia         | 89    | 111    | 123       | 66         | 131    | 74          | 68          | 62     | 145    | 101      | 98       | 100      | 91    | 68     | 53          | 226    | 70   | 73     | 131        |
| 핀란드 Finland           | 128   | 160    | 177       | 95         | 190    | 106         | 98          | 89     | 210    | 145      | 141      | 144      | 131   | 98     | 76          | 326    | 101  | 105    | 189        |
| 프랑스 France            | 115   | 144    | 160       | 85         | 171    | 96          | 88          | 81     | 189    | 131      | 127      | 130      | 118   | 89     | 69          | 294    | 91   | 94     | 170        |
| 독일 Germany            | 112   | 140    | 155       | 83         | 166    | 93          | 85          | 78     | 183    | 127      | 123      | 126      | 114   | 86     | 67          | 285    | 88   | 91     | 165        |
| 그리스 Greece            | 85    | 106    | 117       | 63         | 126    | 70          | 65          | 59     | 139    | 96       | 94       | 95       | 87    | 65     | 51          | 216    | 67   | 69     | 125        |
| 헝가리 Hungary           | 66    | 82     | 91        | 49         | 98     | 55          | 50          | 46     | 108    | 75       | 73       | 74       | 68    | 51     | 39          | 168    | 52   | 54     | 97         |
| 아이슬랜드 Iceland         | 158   | 198    | 219       | 117        | 235    | 131         | 121         | 111    | 259    | 180      | 175      | 178      | 162   | 122    | 94          | 404    | 124  | 130    | 234        |
| 아일랜드 Ireland          | 137   | 172    | 190       | 102        | 204    | 114         | 105         | 96     | 225    | 156      | 152      | 155      | 141   | 106    | 82          | 350    | 108  | 112    | 203        |
| 이스라엘 Israel           | 148   | 185    | 205       | 110        | 219    | 123         | 113         | 103    | 242    | 168      | 163      | 166      | 151   | 114    | 88          | 377    | 116  | 121    | 218        |
| 이탈리아 Italy            | 103   | 129    | 143       | 76         | 153    | 85          | 79          | 72     | 169    | 117      | 114      | 116      | 105   | 79     | 61          | 263    | 81   | 84     | 152        |
| 일본 Japan              | 118   | 147    | 163       | 87         | 174    | 97          | 90          | 82     | 192    | 133      | 130      | 132      | 120   | 90     | 70          | 300    | 92   | 96     | 173        |
| 콜롬비아 Colombia         | 47    | 59     | 65        | 35         | 70     | 39          | 36          | 33     | 77     | 54       | 52       | 53       | 48    | 36     | 28          | 120    | 37   | 39     | 70         |
| 한국 Korea              | 100   | 125    | 138       | 74         | 148    | 83          | 76          | 70     | 164    | 113      | 110      | 113      | 102   | 77     | 60          | 255    | 79   | 82     | 148        |
| 라트비아 Latvia           | 80    | 100    | 111       | 59         | 119    | 66          | 61          | 56     | 131    | 91       | 88       | 90       | 82    | 62     | 48          | 204    | 63   | 66     | 118        |
| 리투아니아 Lithuania       | 72    | 90     | 100       | 54         | 107    | 60          | 55          | 50     | 118    | 82       | 80       | 81       | 74    | 56     | 43          | 184    | 57   | 59     | 107        |
| 룩셈부르크 Luxembourg      | 135   | 169    | 187       | 100        | 200    | 112         | 103         | 94     | 221    | 153      | 149      | 152      | 138   | 104    | 81          | 344    | 106  | 110    | 199        |
| 멕시코 Mexico            | 68    | 84     | 93        | 50         | 100    | 56          | 51          | 47     | 111    | 77       | 74       | 76       | 69    | 52     | 40          | 172    | 53   | 55     | 100        |
| 네덜란드 Netherlands      | 121   | 151    | 167       | 89         | 179    | 100         | 92          | 84     | 197    | 137      | 133      | 136      | 123   | 93     | 72          | 307    | 95   | 99     | 178        |
| 뉴질랜드 New Zealand      | 131   | 164    | 182       | 97         | 194    | 109         | 100         | 92     | 215    | 149      | 145      | 148      | 134   | 101    | 78          | 334    | 103  | 107    | 194        |
| 노르웨이 Norway           | 143   | 179    | 198       | 106        | 212    | 119         | 109         | 100    | 234    | 162      | 158      | 161      | 146   | 110    | 85          | 365    | 113  | 117    | 211        |
| 폴란드 Poland            | 61    | 76     | 85        | 45         | 90     | 51          | 47          | 43     | 100    | 69       | 67       | 69       | 62    | 47     | 36          | 156    | 48   | 50     | 90         |
| 포르투갈 Portugal         | 88    | 110    | 122       | 65         | 131    | 73          | 67          | 62     | 144    | 100      | 97       | 99       | 90    | 68     | 53          | 225    | 69   | 72     | 130        |
| 슬로바키아 Slovakia        | 91    | 113    | 125       | 67         | 134    | 75          | 69          | 63     | 148    | 103      | 100      | 102      | 93    | 70     | 54          | 231    | 71   | 74     | 134        |
| 슬로베니아 Slovenia        | 89    | 111    | 123       | 66         | 132    | 74          | 68          | 62     | 145    | 101      | 98       | 100      | 91    | 68     | 53          | 226    | 70   | 73     | 131        |
| 스페인 Spain             | 98    | 122    | 135       | 72         | 145    | 81          | 75          | 68     | 160    | 111      | 108      | 110      | 100   | 75     | 58          | 249    | 77   | 80     | 144        |
| 스웨덴 Sweden            | 130   | 162    | 180       | 96         | 193    | 108         | 99          | 91     | 213    | 148      | 144      | 146      | 133   | 100    | 78          | 332    | 102  | 106    | 192        |
| 스위스 Switzerland       | 168   | 209    | 232       | 124        | 248    | 139         | 128         | 117    | 274    | 190      | 185      | 189      | 171   | 129    | 100         | 427    | 132  | 137    | 247        |
| 터키 Turkey             | 39    | 49     | 54        | 29         | 58     | 33          | 30          | 27     | 64     | 45       | 43       | 44       | 40    | 30     | 23          | 100    | 31   | 32     | 58         |
| 영국 U.K.               | 127   | 159    | 176       | 94         | 188    | 105         | 97          | 89     | 208    | 144      | 140      | 143      | 130   | 98     | 76          | 324    | 100  | 104    | 188        |
| 미국 U.S.A.             | 122   | 153    | 169       | 91         | 181    | 101         | 93          | 85     | 200    | 139      | 135      | 138      | 125   | 94     | 73          | 312    | 96   | 100    | 180        |
| 코스타리카 Costa Rica      | 68    | 85     | 94        | 50         | 100    | 56          | 52          | 47     | 111    | 77       | 75       | 76       | 69    | 52     | 40          | 173    | 53   | 55     | 100        |

## VI. 국민계정 NATIONAL ACCOUNTS

|                         |    |
|-------------------------|----|
| 1. 국내총생산(당해년가격) .....   | 78 |
| 2. GDP디플레이터(계절조정) ..... | 81 |
| 3. GDP성장률(기준년가격) .....  | 83 |
| 4. 정부소비지출(계절조정) .....   | 86 |
| 5. 민간소비지출(계절조정) .....   | 88 |
| 6. 총고정자본형성(계절조정) .....  | 90 |

### VI-1. 국내총생산(당해년가격)(GDP, Gross Domestic Product (Current Prices))

- 국내총생산(GDP)은 한 나라의 국토 내에서 생산한 부가가치 총액으로 내국인이나 외국인이 생산한 것을 불문하고 포함하되, 외국에 진출하여 생산한 것은 제외함. 자국화폐GDP를 기간평균환율로 나누어 계상함.

### VI-2. GDP디플레이터(계절조정)(GDP Deflator (Seasonally Adjusted))

- 명목GDP를 실질GDP로 나누어 사후적으로 얻어지는 값. GDP디플레이터는 국민 소득에 영향을 주는 모든 물가 요인을 포괄하는 종합물가지수로서 GDP라는 상품의 가격수준을 나타낸다고 할 수 있음.

### VI-3. GDP성장률(기준년가격)(GDP Growth Rates (Constant Prices))

- 기준년가격 GDP란 기준시점 GDP와 비교시점 GDP에 동일한 가격수준을 반영하여 비교성을 높이기 위하여 산출하는 자료로서, 특정기준시점의 가격을 적용하여 산출함.

$$\cdot \text{경제성장률}(\%) = \frac{\text{금년도 기준년가격 } GDP - \text{전년도 기준년가격 } GDP}{\text{전년도 기준년가격 } GDP} \times 100$$

# 1. 국내총생산(당해년가격) <sup>1)</sup>

## Gross Domestic Product (Current Prices)

단위: 십억 달러

In billion US\$

|           | 한 국<br>Korea | 그리스 <sup>2)</sup><br>Greece | 네덜란드 <sup>2)</sup><br>Netherlands | 노르웨이 <sup>2)</sup><br>Norway | 뉴질랜드 <sup>2)</sup><br>New Zealand | 대 만<br>Taiwan | 덴마크 <sup>2)</sup><br>Denmark |
|-----------|--------------|-----------------------------|-----------------------------------|------------------------------|-----------------------------------|---------------|------------------------------|
| 2015      | 1,465.3      | 195.4                       | 765.4                             | 385.8                        | 175.4                             | 534.5         | 302.8                        |
| 2016      | 1,500.0      | 192.7                       | 783.3                             | 368.8                        | 185.8                             | 543.0         | 313.2                        |
| 2017      | 1,623.3      | 199.7                       | 832.1                             | 398.4                        | 203.8                             | 590.8         | 332.2                        |
| 2018      | 1,725.2      | 212.1                       | 913.5                             | 436.9                        | 209.5                             | 609.3         | 356.9                        |
| 2019      | 1,651.0      | 205.3                       | 910.1                             | 405.6                        | 210.1                             | 612.1         | 347.6                        |
| 2020      | 1,638.2      | 189.0                       | 911.7                             | 362.6                        | 208.7                             | 669.0         | 356.1                        |
| 2017. 3/4 | 418.1        | 55.8                        | 218.1                             | 103.5                        | 52.8                              | 150.4         | 86.4                         |
| 4/4       | 429.5        | 52.8                        | 221.4                             | 102.8                        | 51.5                              | 156.5         | 87.3                         |
| 2018. 1/4 | 418.9        | 50.6                        | 234.6                             | 110.6                        | 54.0                              | 153.4         | 91.4                         |
| 2/4       | 438.4        | 53.5                        | 228.8                             | 110.2                        | 53.2                              | 150.5         | 89.4                         |
| 3/4       | 433.1        | 56.2                        | 226.4                             | 110.4                        | 51.0                              | 149.9         | 88.6                         |
| 4/4       | 435.0        | 51.8                        | 224.5                             | 107.3                        | 51.5                              | 155.4         | 87.7                         |
| 2019. 1/4 | 405.0        | 47.2                        | 227.4                             | 104.5                        | 53.3                              | 148.6         | 86.9                         |
| 2/4       | 412.4        | 51.8                        | 227.1                             | 102.8                        | 52.4                              | 148.1         | 87.0                         |
| 3/4       | 409.6        | 55.6                        | 227.0                             | 99.9                         | 52.1                              | 152.9         | 86.9                         |
| 4/4       | 424.6        | 50.6                        | 228.7                             | 99.6                         | 52.4                              | 162.4         | 86.7                         |
| 2020. 1/4 | 385.0        | 44.7                        | 224.9                             | 92.8                         | 51.5                              | 155.0         | 87.0                         |
| 2/4       | 388.3        | 42.0                        | 205.8                             | 79.6                         | 45.5                              | 156.7         | 81.9                         |
| 3/4       | 415.2        | 52.1                        | 237.8                             | 93.3                         | 55.6                              | 172.5         | 92.8                         |
| 4/4       | 452.8        | 50.7                        | 245.0                             | 97.0                         | 56.8                              | 184.8         | 95.2                         |
| 2021. 1/4 | 431.2        | 47.2                        | 245.7                             | 108.7                        | 60.8                              | 185.0         | 95.3                         |
| 2/4       | 455.1        | ...                         | ...                               | ...                          | ...                               | 185.1         | ...                          |

|           | 독 일 <sup>2)</sup><br>Germany | 라트비아 <sup>2)</sup><br>Latvia | 룩셈부르크 <sup>2)</sup><br>Luxembourg | 리투아니아 <sup>2)</sup><br>Lithuania | 멕시코 <sup>2)</sup><br>Mexico | 미 국 <sup>2)</sup><br>U.S.A. | 벨기에 <sup>2)</sup><br>Belgium |
|-----------|------------------------------|------------------------------|-----------------------------------|----------------------------------|-----------------------------|-----------------------------|------------------------------|
| 2015      | 3,357.0                      | 27.2                         | 57.8                              | 41.4                             | 1,170.0                     | 18,206.0                    | 462.3                        |
| 2016      | 3,466.6                      | 28.0                         | 60.7                              | 43.0                             | 1,080.6                     | 18,695.1                    | 475.6                        |
| 2017      | 3,682.9                      | 30.4                         | 64.0                              | 47.7                             | 1,162.3                     | 19,479.6                    | 501.7                        |
| 2018      | 3,974.7                      | 34.4                         | 70.9                              | 53.7                             | 1,226.6                     | 20,527.2                    | 543.3                        |
| 2019      | 3,888.0                      | 34.1                         | 71.1                              | 54.6                             | 1,272.5                     | 21,372.6                    | 533.2                        |
| 2020      | 3,837.5                      | 33.4                         | 73.1                              | 55.8                             | 1,078.2                     | 20,893.7                    | 514.1                        |
| 2017. 3/4 | 967.3                        | 8.0                          | 16.7                              | 12.6                             | 309.0                       | 4,889.7                     | 130.7                        |
| 4/4       | 981.0                        | 8.1                          | 17.1                              | 12.8                             | 297.1                       | 4,970.7                     | 132.1                        |
| 2018. 1/4 | 1,024.0                      | 8.6                          | 18.0                              | 13.6                             | 308.9                       | 5,035.9                     | 139.2                        |
| 2/4       | 1,003.4                      | 8.6                          | 17.7                              | 13.4                             | 301.8                       | 5,123.1                     | 136.6                        |
| 3/4       | 980.8                        | 8.6                          | 17.8                              | 13.3                             | 313.4                       | 5,164.8                     | 134.0                        |
| 4/4       | 973.9                        | 8.6                          | 17.4                              | 13.4                             | 303.1                       | 5,203.3                     | 133.7                        |
| 2019. 1/4 | 979.7                        | 8.6                          | 17.5                              | 13.6                             | 316.3                       | 5,250.4                     | 133.4                        |
| 2/4       | 971.4                        | 8.5                          | 17.8                              | 13.7                             | 321.2                       | 5,322.3                     | 133.0                        |
| 3/4       | 970.4                        | 8.5                          | 17.9                              | 13.6                             | 317.2                       | 5,376.3                     | 133.0                        |
| 4/4       | 973.2                        | 8.5                          | 17.9                              | 13.8                             | 318.3                       | 5,423.6                     | 133.8                        |
| 2020. 1/4 | 955.1                        | 8.3                          | 17.5                              | 13.7                             | 307.8                       | 5,370.3                     | 128.8                        |
| 2/4       | 864.8                        | 7.6                          | 16.5                              | 12.9                             | 215.6                       | 4,869.4                     | 112.4                        |
| 3/4       | 992.6                        | 8.7                          | 19.1                              | 14.4                             | 265.0                       | 5,284.6                     | 135.2                        |
| 4/4       | 1,023.8                      | 9.0                          | 20.2                              | 14.8                             | 296.9                       | 5,369.4                     | 138.9                        |
| 2021. 1/4 | 1,033.0                      | 9.2                          | 20.8                              | 15.6                             | 309.4                       | 5,509.6                     | 143.5                        |
| 2/4       | 1,047.0                      | ...                          | ...                               | ...                              | ...                         | 5,680.6                     | ...                          |

주: 1) 자국화폐(단, 그리스, 네덜란드, 독일, 라트비아, 룩셈부르크, 리투아니아, 벨기에, 스페인, 슬로바키아, 슬로베니아, 아일랜드, 에스토니아, 오스트리아, 이탈리아, 포르투갈, 프랑스, 핀란드는 유로화) GDP를 기간평균 환율로 나누어 계상

2) 계절조정

자료: 한국은행 경제통계시스템, OECD 『Main Economic Indicators』, 대만( <https://stat.gov.tw> )

# 1. 국내총생산(당해년가격)(계속) <sup>1)</sup>

## Gross Domestic Product (Current Prices)(Cont'd)

단위: 십억 달러

In billion US\$

|           | 브라질 <sup>2)</sup> | 스웨덴 <sup>2)</sup> | 스위스 <sup>2)</sup> | 스페인 <sup>2)</sup> | 슬로바키아 <sup>2)</sup> | 슬로베니아 <sup>2)</sup> | 아이슬란드 <sup>2)</sup> |
|-----------|-------------------|-------------------|-------------------|-------------------|---------------------|---------------------|---------------------|
|           | Brazil            | Sweden            | Switzerland       | Spain             | Slovakia            | Slovenia            | Iceland             |
| 2015      | 1,802.2           | 505.4             | 702.2             | 1,195.4           | 88.5                | 43.1                | 17.5                |
| 2016      | 1,795.7           | 516.0             | 695.8             | 1,231.7           | 89.6                | 44.7                | 20.8                |
| 2017      | 2,063.5           | 541.1             | 704.4             | 1,309.7           | 95.2                | 48.5                | 24.7                |
| 2018      | 1,916.9           | 555.6             | 735.9             | 1,421.2           | 105.5               | 54.1                | 26.2                |
| 2019      | 1,877.8           | 534.0             | 731.5             | 1,393.4           | 105.1               | 54.2                | 24.8                |
| 2020      | 1,444.7           | 540.4             | 748.9             | 1,278.2           | 104.3               | 52.8                | 21.7                |
| 2017. 3/4 | 519.9             | 142.4             | 181.0             | 342.1             | 24.9                | 12.7                | 6.4                 |
| 4/4       | 518.9             | 141.5             | 178.4             | 347.9             | 25.4                | 13.1                | 6.5                 |
| 2018. 1/4 | 530.1             | 146.8             | 187.6             | 364.7             | 26.8                | 13.8                | 6.9                 |
| 2/4       | 482.4             | 139.3             | 183.4             | 357.0             | 26.5                | 13.6                | 6.8                 |
| 3/4       | 444.5             | 134.2             | 183.5             | 351.4             | 26.3                | 13.5                | 6.6                 |
| 4/4       | 469.1             | 136.3             | 182.1             | 348.8             | 26.0                | 13.5                | 6.1                 |
| 2019. 1/4 | 480.4             | 136.5             | 181.9             | 348.6             | 26.3                | 13.5                | 6.1                 |
| 2/4       | 470.1             | 133.3             | 181.1             | 348.7             | 26.2                | 13.5                | 6.2                 |
| 3/4       | 469.6             | 131.9             | 184.7             | 346.4             | 26.2                | 13.6                | 6.2                 |
| 4/4       | 458.6             | 132.8             | 184.5             | 349.7             | 26.4                | 13.8                | 6.4                 |
| 2020. 1/4 | 424.8             | 132.2             | 185.1             | 327.2             | 25.3                | 12.9                | 5.7                 |
| 2/4       | 318.8             | 121.4             | 172.8             | 270.7             | 23.3                | 11.8                | 4.9                 |
| 3/4       | 347.3             | 140.5             | 193.8             | 337.7             | 27.5                | 13.9                | 5.4                 |
| 4/4       | 364.8             | 147.8             | 197.7             | 345.7             | 28.4                | 14.1                | 5.7                 |
| 2021. 1/4 | 383.6             | 155.5             | 196.8             | 347.5             | 27.9                | 14.6                | 5.8                 |
| 2/4       | ...               | ...               | ...               | 358.8             | ...                 | ...                 | ...                 |

|           | 아일랜드 <sup>2)</sup> | 에스토니아 <sup>2)</sup> | 영국 <sup>2)</sup> | 오스트레일리아 <sup>2)</sup> | 오스트리아 <sup>2)</sup> | 이스라엘 <sup>2)</sup> | 이탈리아 <sup>2)</sup> |
|-----------|--------------------|---------------------|------------------|-----------------------|---------------------|--------------------|--------------------|
|           | Ireland            | Estonia             | U.K.             | Australia             | Austria             | Israel             | Italy              |
| 2015      | 291.5              | 23.1                | 2,933.0          | 1,232.6               | 381.9               | 300.1              | 1,836.3            |
| 2016      | 298.6              | 24.3                | 2,692.1          | 1,265.7               | 395.5               | 318.7              | 1,875.3            |
| 2017      | 334.7              | 26.9                | 2,664.0          | 1,384.6               | 416.3               | 352.7              | 1,957.6            |
| 2018      | 384.8              | 30.6                | 2,856.7          | 1,420.2               | 454.8               | 370.0              | 2,090.8            |
| 2019      | 399.1              | 31.5                | 2,831.0          | 1,390.9               | 445.0               | 394.7              | 2,004.7            |
| 2020      | 424.9              | 31.0                | 2,708.7          | 1,356.5               | 429.9               | 403.0              | 1,882.1            |
| 2017. 3/4 | 87.3               | 7.0                 | 677.2            | 357.7                 | 109.0               | 89.6               | 512.0              |
| 4/4       | 93.2               | 7.2                 | 697.0            | 350.9                 | 110.1               | 91.8               | 518.0              |
| 2018. 1/4 | 98.9               | 7.7                 | 734.5            | 366.7                 | 117.4               | 94.1               | 542.2              |
| 2/4       | 97.0               | 7.7                 | 724.8            | 357.6                 | 113.7               | 92.1               | 528.1              |
| 3/4       | 95.0               | 7.6                 | 703.0            | 349.2                 | 112.1               | 92.2               | 514.8              |
| 4/4       | 93.5               | 7.7                 | 696.4            | 346.8                 | 111.7               | 91.9               | 506.8              |
| 2019. 1/4 | 98.5               | 7.9                 | 714.7            | 350.0                 | 112.3               | 95.3               | 506.8              |
| 2/4       | 99.6               | 7.8                 | 709.2            | 350.1                 | 111.4               | 96.7               | 503.0              |
| 3/4       | 99.7               | 7.8                 | 688.0            | 346.6                 | 111.0               | 100.2              | 498.9              |
| 4/4       | 100.7              | 7.9                 | 720.0            | 345.1                 | 110.2               | 102.8              | 495.9              |
| 2020. 1/4 | 103.1              | 7.6                 | 705.1            | 332.3                 | 106.9               | 101.2              | 465.0              |
| 2/4       | 97.4               | 7.0                 | 592.4            | 306.9                 | 96.3                | 92.2               | 411.0              |
| 3/4       | 113.9              | 8.0                 | 697.2            | 348.3                 | 113.8               | 102.6              | 502.4              |
| 4/4       | 110.5              | 8.3                 | 718.1            | 371.0                 | 112.8               | 107.9              | 506.9              |
| 2021. 1/4 | 122.8              | 8.8                 | 748.0            | 406.4                 | 114.1               | 109.5              | 512.6              |
| 2/4       | ...                | ...                 | ...              | ...                   | 119.5               | ...                | ...                |

# 1. 국내총생산(당해년가격)(계속) <sup>1)</sup>

## Gross Domestic Product (Current Prices)(Cont'd)

단위: 십억 달러

In billion US\$

|           | 인 도 <sup>2)</sup><br>India | 인도네시아 <sup>2)</sup><br>Indonesia | 일 본 <sup>2)</sup><br>Japan | 중 국 <sup>2)</sup><br>China | 체 코 <sup>2)</sup><br>Czechia | 칠 레 <sup>2)</sup><br>Chile | 캐나다 <sup>2)</sup><br>Canada |
|-----------|----------------------------|----------------------------------|----------------------------|----------------------------|------------------------------|----------------------------|-----------------------------|
| 2015      | 2,087.3                    | 860.9                            | 4,446.5                    | 11,061.6                   | 188.1                        | 243.8                      | 1,557.1                     |
| 2016      | 2,227.0                    | 931.9                            | 5,003.2                    | 11,233.3                   | 196.3                        | 250.6                      | 1,528.2                     |
| 2017      | 2,553.4                    | 1,015.6                          | 4,930.1                    | 12,310.5                   | 218.5                        | 277.1                      | 1,649.1                     |
| 2018      | 2,730.1                    | 1,042.3                          | 5,036.2                    | 13,894.9                   | 249.0                        | 297.3                      | 1,721.4                     |
| 2019      | 2,830.2                    | 1,119.1                          | 5,133.9                    | 14,280.0                   | 252.5                        | 279.2                      | 1,741.4                     |
| 2020      | 2,603.3                    | 1,058.4                          | 5,044.9                    | 14,722.8                   | 245.3                        | 253.3                      | 1,644.0                     |
| 2017. 3/4 | 653.8                      | 257.1                            | 1,253.9                    | 3,190.1                    | 58.3                         | 71.4                       | 427.3                       |
| 4/4       | 668.5                      | 259.2                            | 1,235.9                    | 3,560.5                    | 60.2                         | 73.3                       | 429.3                       |
| 2018. 1/4 | 695.7                      | 264.6                            | 1,287.2                    | 3,179.7                    | 64.2                         | 78.0                       | 435.8                       |
| 2/4       | 683.5                      | 262.9                            | 1,277.1                    | 3,510.5                    | 62.6                         | 76.7                       | 432.3                       |
| 3/4       | 668.6                      | 257.4                            | 1,242.2                    | 3,443.5                    | 61.7                         | 72.2                       | 431.4                       |
| 4/4       | 663.8                      | 257.8                            | 1,231.4                    | 3,739.5                    | 60.9                         | 71.4                       | 422.2                       |
| 2019. 1/4 | 685.9                      | 274.0                            | 1,268.7                    | 3,219.7                    | 62.7                         | 72.6                       | 426.9                       |
| 2/4       | 712.3                      | 276.9                            | 1,276.0                    | 3,536.2                    | 63.1                         | 72.1                       | 431.4                       |
| 3/4       | 714.9                      | 281.9                            | 1,310.8                    | 3,576.9                    | 63.0                         | 70.7                       | 439.3                       |
| 4/4       | 721.5                      | 286.3                            | 1,279.2                    | 3,931.4                    | 63.8                         | 64.6                       | 443.9                       |
| 2020. 1/4 | 721.5                      | 282.0                            | 1,269.2                    | 2,947.6                    | 62.5                         | 62.9                       | 422.3                       |
| 2/4       | 505.8                      | 244.7                            | 1,185.9                    | 3,511.9                    | 54.4                         | 56.7                       | 361.0                       |
| 3/4       | 647.8                      | 259.1                            | 1,268.7                    | 3,831.7                    | 63.7                         | 63.6                       | 419.2                       |
| 4/4       | 744.1                      | 273.7                            | 1,320.1                    | 4,477.0                    | 65.5                         | 70.0                       | 444.1                       |
| 2021. 1/4 | 768.5                      | 286.5                            | 1,285.1                    | 3,847.9                    | 68.0                         | 77.3                       | 476.5                       |
| 2/4       | ...                        | 288.3                            | ...                        | 4,379.8                    | ...                          | ...                        | ...                         |

|           | 콜롬비아 <sup>2)</sup><br>Colombia | 터 키 <sup>2)</sup><br>Turkey | 포르투갈 <sup>2)</sup><br>Portugal | 폴란드 <sup>2)</sup><br>Poland | 프랑스 <sup>2)</sup><br>France | 핀란드 <sup>2)</sup><br>Finland | 헝가리 <sup>2)</sup><br>Hungary |
|-----------|--------------------------------|-----------------------------|--------------------------------|-----------------------------|-----------------------------|------------------------------|------------------------------|
| 2015      | 293.5                          | 863.4                       | 199.4                          | 477.7                       | 2,438.8                     | 234.5                        | 125.1                        |
| 2016      | 282.8                          | 869.0                       | 206.2                          | 472.5                       | 2,470.6                     | 240.5                        | 128.5                        |
| 2017      | 311.9                          | 858.9                       | 220.9                          | 526.5                       | 2,589.6                     | 255.1                        | 142.9                        |
| 2018      | 334.2                          | 776.6                       | 242.2                          | 587.5                       | 2,789.2                     | 275.5                        | 160.4                        |
| 2019      | 323.4                          | 761.1                       | 239.5                          | 597.3                       | 2,728.6                     | 268.8                        | 163.5                        |
| 2020      | 271.4                          | 719.4                       | 230.7                          | 595.9                       | 2,624.2                     | 269.1                        | 155.0                        |
| 2017. 3/4 | 77.9                           | 227.0                       | 57.9                           | 138.3                       | 677.5                       | 66.7                         | 37.8                         |
| 4/4       | 78.8                           | 224.2                       | 58.6                           | 141.6                       | 685.6                       | 67.7                         | 38.3                         |
| 2018. 1/4 | 84.3                           | 231.2                       | 62.1                           | 151.8                       | 718.6                       | 71.1                         | 41.3                         |
| 2/4       | 86.1                           | 209.7                       | 60.8                           | 146.5                       | 700.7                       | 69.2                         | 40.3                         |
| 3/4       | 84.2                           | 173.9                       | 60.1                           | 144.7                       | 689.9                       | 68.1                         | 39.3                         |
| 4/4       | 79.9                           | 176.9                       | 59.2                           | 144.7                       | 682.9                       | 67.3                         | 39.7                         |
| 2019. 1/4 | 82.2                           | 190.7                       | 60.1                           | 147.1                       | 687.2                       | 67.3                         | 41.4                         |
| 2/4       | 81.0                           | 180.0                       | 59.7                           | 149.5                       | 685.5                       | 67.6                         | 41.1                         |
| 3/4       | 80.2                           | 192.9                       | 59.8                           | 149.1                       | 680.5                       | 67.0                         | 40.4                         |
| 4/4       | 80.2                           | 197.7                       | 60.0                           | 151.4                       | 676.8                       | 66.9                         | 40.7                         |
| 2020. 1/4 | 75.9                           | 194.3                       | 58.1                           | 149.7                       | 641.7                       | 66.6                         | 40.3                         |
| 2/4       | 57.4                           | 158.3                       | 51.0                           | 132.9                       | 575.7                       | 62.8                         | 34.1                         |
| 3/4       | 66.0                           | 185.4                       | 60.3                           | 156.6                       | 697.0                       | 69.3                         | 39.4                         |
| 4/4       | 73.0                           | 182.4                       | 61.7                           | 158.7                       | 714.3                       | 70.9                         | 41.4                         |
| 2021. 1/4 | 77.7                           | 207.8                       | 61.3                           | 162.4                       | 727.1                       | 72.4                         | 43.4                         |
| 2/4       | ...                            | ...                         | ...                            | ...                         | 734.5                       | ...                          | ...                          |



## 2. GDP디플레이터(계절조정) GDP Deflator (Seasonally Adjusted)

2015=100

|          | 한 국<br>Korea | 네덜란드<br>Netherlands | 노르웨이<br>Norway | 뉴질랜드<br>New Zealand | 덴마크<br>Denmark | 독 일<br>Germany | 라트비아<br>Latvia |
|----------|--------------|---------------------|----------------|---------------------|----------------|----------------|----------------|
| 2015     | 100.0        | 100.0               | 100.0          | 100.0               | 100.0          | 100.0          | 100.0          |
| 2016     | 102.0        | 100.5               | 98.5           | 101.8               | 100.3          | 101.3          | 100.9          |
| 2017     | 104.3        | 101.7               | 102.4          | 105.2               | 101.4          | 102.9          | 103.9          |
| 2018     | 104.8        | 104.2               | 109.2          | 106.5               | 102.2          | 104.9          | 107.9          |
| 2019     | 103.9        | 107.4               | 108.8          | 108.9               | 103.0          | 107.0          | 110.4          |
| 2020     | 105.2        | 109.8               | 104.8          | 111.2               | 105.6          | 108.7          | 110.5          |
| 2017.3/4 | 105.2        | 101.9               | 101.8          | 105.5               | 101.4          | 103.1          | 104.3          |
| 4/4      | 104.5        | 102.4               | 104.0          | 106.6               | 101.4          | 103.5          | 105.0          |
| 2018.1/4 | 104.3        | 103.5               | 106.8          | 106.1               | 101.2          | 104.0          | 106.4          |
| 2/4      | 104.8        | 103.5               | 108.7          | 106.4               | 101.7          | 104.5          | 107.3          |
| 3/4      | 105.5        | 104.6               | 111.0          | 106.9               | 102.7          | 105.1          | 108.2          |
| 4/4      | 104.4        | 105.3               | 110.6          | 106.5               | 103.2          | 106.0          | 109.1          |
| 2019.1/4 | 103.9        | 106.5               | 109.5          | 107.4               | 102.1          | 106.0          | 110.1          |
| 2/4      | 104.2        | 107.0               | 108.4          | 108.3               | 102.8          | 106.7          | 110.3          |
| 3/4      | 104.0        | 107.7               | 108.1          | 109.4               | 103.4          | 107.3          | 110.4          |
| 4/4      | 103.4        | 108.4               | 108.8          | 110.3               | 103.6          | 108.1          | 110.4          |
| 2020.1/4 | 103.3        | 108.9               | 107.2          | 111.4               | 105.1          | 108.6          | 111.3          |
| 2/4      | 105.7        | 108.9               | 101.7          | 111.0               | 105.7          | 109.3          | 109.3          |
| 3/4      | 106.0        | 110.2               | 104.1          | 111.1               | 106.1          | 108.3          | 110.2          |
| 4/4      | 105.9        | 111.3               | 106.1          | 111.0               | 105.7          | 108.8          | 110.8          |
| 2021.1/4 | 106.1        | 111.3               | 113.0          | 112.0               | 105.7          | 110.8          | 113.9          |
| 2/4      | ...          | ...                 | ...            | ...                 | ...            | 110.7          | ...            |

|          | 룩셈부르크<br>Luxembourg | 미 국<br>U.S.A. | 벨기에<br>Belgium | 스웨덴<br>Sweden | 스위스<br>Switzerland | 스페인<br>Spain | 슬로바키아<br>Slovakia |
|----------|---------------------|---------------|----------------|---------------|--------------------|--------------|-------------------|
| 2015     | 100.0               | 100.0         | 100.0          | 100.0         | 100.0              | 100.0        | 100.0             |
| 2016     | 100.8               | 101.0         | 101.9          | 101.5         | 99.4               | 100.3        | 99.5              |
| 2017     | 102.5               | 102.9         | 103.8          | 103.7         | 99.0               | 101.6        | 100.7             |
| 2018     | 105.1               | 105.4         | 105.5          | 106.2         | 99.7               | 102.8        | 102.7             |
| 2019     | 108.6               | 107.3         | 107.2          | 108.9         | 99.7               | 104.3        | 105.3             |
| 2020     | 111.2               | 108.6         | 108.4          | 110.4         | 99.0               | 105.4        | 107.8             |
| 2017.3/4 | 102.0               | 103.1         | 104.0          | 101.7         | 99.4               | 101.5        | 100.9             |
| 4/4      | 103.1               | 103.8         | 104.0          | 103.1         | 99.3               | 102.3        | 101.4             |
| 2018.1/4 | 102.4               | 104.4         | 104.6          | 104.1         | 99.2               | 102.2        | 101.8             |
| 2/4      | 104.7               | 105.3         | 105.4          | 104.5         | 99.8               | 102.7        | 102.5             |
| 3/4      | 106.8               | 105.6         | 105.5          | 104.4         | 99.9               | 102.9        | 103.2             |
| 4/4      | 106.2               | 106.2         | 106.4          | 105.7         | 100.1              | 103.6        | 103.5             |
| 2019.1/4 | 107.3               | 106.5         | 106.5          | 107.0         | 100.0              | 103.5        | 104.4             |
| 2/4      | 108.4               | 107.1         | 106.8          | 107.2         | 99.8               | 104.1        | 105.0             |
| 3/4      | 109.2               | 107.5         | 107.5          | 107.1         | 99.5               | 104.2        | 105.6             |
| 4/4      | 109.3               | 107.9         | 108.0          | 108.1         | 99.4               | 105.2        | 106.4             |
| 2020.1/4 | 109.4               | 108.3         | 108.1          | 109.1         | 99.1               | 104.6        | 107.2             |
| 2/4      | 111.2               | 107.8         | 107.2          | 109.0         | 99.0               | 105.3        | 107.1             |
| 3/4      | 110.9               | 108.8         | 108.6          | 107.4         | 98.8               | 105.6        | 108.2             |
| 4/4      | 112.9               | 109.3         | 109.5          | 109.8         | 99.0               | 106.1        | 108.8             |
| 2021.1/4 | 113.1               | 110.5         | 110.6          | 111.5         | 99.1               | 105.9        | 107.7             |
| 2/4      | ...                 | 112.1         | ...            | ...           | ...                | 106.4        | ...               |

자료: OECD 『Main Economic Indicators』

## 2. GDP디플레이터(계절조정)(계속)

### GDP Deflator (Seasonally Adjusted)(Cont'd)

2015=100

|          | 아일랜드<br>Ireland | 에스토니아<br>Estonia | 영 국<br>U.K. | 오스트레일리아<br>Australia | 오스트리아<br>Austria | 이탈리아<br>Italy | 일 본<br>Japan |
|----------|-----------------|------------------|-------------|----------------------|------------------|---------------|--------------|
| 2015     | 100.0           | 100.0            | 100.0       | 100.0                | 100.0            | 100.0         | 100.0        |
| 2016     | 100.7           | 102.3            | 102.2       | 101.0                | 101.8            | 101.1         | 100.4        |
| 2017     | 101.6           | 105.5            | 104.1       | 104.7                | 102.7            | 101.9         | 100.3        |
| 2018     | 102.4           | 109.9            | 106.5       | 107.0                | 104.5            | 103.0         | 100.3        |
| 2019     | 106.7           | 113.4            | 108.7       | 110.5                | 106.3            | 103.8         | 101.0        |
| 2020     | 105.4           | 112.9            | 114.8       | 111.6                | 107.6            | 105.0         | 101.9        |
| 2017.3/4 | 101.7           | 105.0            | 104.0       | 104.4                | 103.0            | 102.0         | 100.7        |
| 4/4      | 102.1           | 107.0            | 105.2       | 104.7                | 103.3            | 102.4         | 100.5        |
| 2018.1/4 | 103.8           | 108.0            | 105.6       | 106.1                | 104.3            | 102.7         | 100.4        |
| 2/4      | 100.9           | 109.5            | 106.2       | 106.5                | 103.7            | 103.2         | 100.3        |
| 3/4      | 103.3           | 109.8            | 106.9       | 107.2                | 104.5            | 102.9         | 100.4        |
| 4/4      | 101.8           | 112.3            | 107.2       | 108.3                | 105.2            | 103.1         | 100.2        |
| 2019.1/4 | 106.5           | 112.9            | 108.0       | 109.7                | 105.5            | 103.5         | 100.6        |
| 2/4      | 104.7           | 113.3            | 108.4       | 110.8                | 106.0            | 103.7         | 100.7        |
| 3/4      | 107.4           | 113.7            | 109.1       | 111.3                | 106.5            | 103.8         | 100.9        |
| 4/4      | 107.8           | 115.0            | 109.3       | 110.8                | 106.7            | 104.0         | 101.7        |
| 2020.1/4 | 107.6           | 113.2            | 111.0       | 111.1                | 106.9            | 103.9         | 101.6        |
| 2/4      | 103.2           | 110.1            | 119.2       | 110.7                | 107.7            | 105.7         | 102.0        |
| 3/4      | 104.9           | 114.5            | 115.3       | 111.3                | 107.5            | 104.9         | 102.2        |
| 4/4      | 105.3           | 114.0            | 114.7       | 112.5                | 107.9            | 105.6         | 101.9        |
| 2021.1/4 | 106.6           | 113.7            | 116.3       | 114.4                | 109.1            | 105.4         | 101.6        |
| 2/4      | ...             | ...              | ...         | ...                  | 109.6            | ...           | ...          |

|          | 체 코<br>Czechia | 캐나다<br>Canada | 포르투갈<br>Portugal | 폴란드<br>Poland | 프랑스<br>France | 핀란드<br>Finland | 헝가리<br>Hungary |
|----------|----------------|---------------|------------------|---------------|---------------|----------------|----------------|
| 2015     | 100.0          | 100.0         | 100.0            | 100.0         | 100.0         | 100.0          | 100.0          |
| 2016     | 101.1          | 100.8         | 101.7            | 100.3         | 100.5         | 100.1          | 101.4          |
| 2017     | 102.5          | 103.3         | 103.3            | 102.2         | 101.0         | 100.9          | 105.4          |
| 2018     | 105.1          | 105.2         | 105.1            | 103.4         | 102.0         | 102.9          | 110.5          |
| 2019     | 109.2          | 106.9         | 107.0            | 106.7         | 103.4         | 104.4          | 115.8          |
| 2020     | 114.0          | 107.7         | 109.5            | 111.1         | 106.0         | 105.8          | 122.4          |
| 2017.3/4 | 103.0          | 103.0         | 103.7            | 102.7         | 101.1         | 101.0          | 105.7          |
| 4/4      | 103.3          | 104.5         | 103.8            | 102.4         | 101.2         | 101.5          | 107.0          |
| 2018.1/4 | 104.1          | 104.9         | 104.6            | 102.6         | 101.6         | 102.0          | 108.4          |
| 2/4      | 104.7          | 105.5         | 104.8            | 102.7         | 101.8         | 102.5          | 109.7          |
| 3/4      | 105.6          | 105.8         | 105.5            | 103.6         | 102.2         | 103.3          | 111.1          |
| 4/4      | 106.0          | 104.5         | 105.6            | 104.6         | 102.5         | 103.9          | 112.3          |
| 2019.1/4 | 108.1          | 106.2         | 106.8            | 105.0         | 103.0         | 103.8          | 114.0          |
| 2/4      | 108.9          | 106.8         | 106.4            | 106.6         | 103.2         | 104.2          | 115.4          |
| 3/4      | 109.7          | 106.9         | 107.3            | 107.1         | 103.5         | 104.6          | 116.1          |
| 4/4      | 110.0          | 107.8         | 107.3            | 108.1         | 103.7         | 105.2          | 117.1          |
| 2020.1/4 | 112.3          | 106.6         | 108.8            | 108.5         | 104.9         | 105.7          | 119.4          |
| 2/4      | 113.5          | 106.0         | 111.1            | 110.4         | 108.8         | 106.3          | 123.0          |
| 3/4      | 114.6          | 108.4         | 109.1            | 112.3         | 104.5         | 105.7          | 122.4          |
| 4/4      | 115.5          | 109.9         | 109.3            | 113.8         | 106.1         | 105.5          | 125.2          |
| 2021.1/4 | 116.4          | 113.0         | 110.8            | 114.8         | 106.8         | 106.6          | 127.3          |
| 2/4      | ...            | ...           | ...              | ...           | 106.9         | ...            | ...            |

### 3. GDP성장률(기준년가격) <sup>1)</sup>

#### GDP Growth Rates (Constant Prices)

| 단위: %    | In percent   |                             |                                   |                              |                                   |               |                              |
|----------|--------------|-----------------------------|-----------------------------------|------------------------------|-----------------------------------|---------------|------------------------------|
|          | 한 국<br>Korea | 그리스 <sup>2)</sup><br>Greece | 네덜란드 <sup>2)</sup><br>Netherlands | 노르웨이 <sup>2)</sup><br>Norway | 뉴질랜드 <sup>2)</sup><br>New Zealand | 대 만<br>Taiwan | 덴마크 <sup>2)</sup><br>Denmark |
| 2015     | 2.8          | -0.4                        | 2.0                               | 2.0                          | 4.2                               | 1.5           | 2.3                          |
| 2016     | 2.9          | -0.5                        | 2.2                               | 1.1                          | 4.2                               | 2.2           | 3.2                          |
| 2017     | 3.2          | 1.3                         | 2.9                               | 2.3                          | 4.0                               | 3.3           | 2.8                          |
| 2018     | 2.9          | 1.6                         | 2.4                               | 1.1                          | 4.3                               | 2.8           | 2.0                          |
| 2019     | 2.2          | 1.9                         | 2.0                               | 0.9                          | 3.0                               | 3.0           | 2.1                          |
| 2020     | -0.9         | -8.2                        | -3.8                              | -0.8                         | -1.2                              | 3.1           | -2.1                         |
| 2017.3/4 | 3.9          | 1.9                         | 3.0                               | 4.6                          | 4.2                               | 3.6           | 2.1                          |
| 4/4      | 2.9          | 1.1                         | 2.9                               | 2.0                          | 4.9                               | 3.7           | 2.2                          |
| 2018.1/4 | 2.9          | 2.0                         | 2.8                               | 1.7                          | 4.8                               | 3.4           | 2.0                          |
| 2/4      | 3.0          | 1.4                         | 2.6                               | 1.1                          | 4.7                               | 3.4           | 1.4                          |
| 3/4      | 2.4          | 0.7                         | 2.1                               | 1.1                          | 4.0                               | 2.3           | 2.4                          |
| 4/4      | 3.3          | 1.6                         | 1.8                               | 1.5                          | 3.9                               | 2.1           | 2.1                          |
| 2019.1/4 | 1.9          | 1.8                         | 2.0                               | 0.9                          | 3.9                               | 1.9           | 2.4                          |
| 2/4      | 2.3          | 2.3                         | 1.8                               | 0.8                          | 2.9                               | 2.9           | 2.3                          |
| 3/4      | 2.1          | 1.6                         | 1.9                               | 0.1                          | 3.0                               | 3.3           | 2.1                          |
| 4/4      | 2.6          | 0.9                         | 1.9                               | 1.7                          | 2.2                               | 3.7           | 1.7                          |
| 2020.1/4 | 1.5          | -0.5                        | -0.4                              | 0.4                          | 0.3                               | 2.5           | 0.2                          |
| 2/4      | -2.6         | -13.9                       | -9.1                              | -4.3                         | -9.2                              | 0.4           | -6.6                         |
| 3/4      | -1.0         | -10.0                       | -2.6                              | -0.2                         | 3.0                               | 4.3           | -1.3                         |
| 4/4      | -1.1         | -6.9                        | -3.1                              | -1.1                         | 1.1                               | 5.2           | -0.5                         |
| 2021.1/4 | 1.9          | -2.3                        | -2.3                              | -0.2                         | 3.6                               | 9.3           | -0.8                         |
| 2/4      | 5.9          | ...                         | ...                               | ...                          | ...                               | 7.4           | ...                          |

|          | 독 일 <sup>2)</sup><br>Germany | 라트비아 <sup>2)</sup><br>Latvia | 러시아 <sup>2)</sup><br>Russia | 룩셈부르크 <sup>2)</sup><br>Luxembourg | 리투아니아 <sup>2)</sup><br>Lithuania | 멕시코 <sup>2)</sup><br>Mexico | 미 국 <sup>2)</sup><br>U.S.A. |
|----------|------------------------------|------------------------------|-----------------------------|-----------------------------------|----------------------------------|-----------------------------|-----------------------------|
| 2015     | 1.5                          | 4.0                          | -2.0                        | 4.3                               | 2.0                              | 3.3                         | 2.7                         |
| 2016     | 2.2                          | 2.4                          | 0.2                         | 4.6                               | 2.5                              | 2.6                         | 1.7                         |
| 2017     | 2.7                          | 3.3                          | 1.8                         | 1.8                               | 4.3                              | 2.1                         | 2.3                         |
| 2018     | 1.1                          | 4.0                          | 2.8                         | 3.1                               | 3.9                              | 2.2                         | 2.9                         |
| 2019     | 1.1                          | 2.0                          | 2.0                         | 2.3                               | 4.3                              | -0.2                        | 2.3                         |
| 2020     | -4.6                         | -3.6                         | -3.0                        | -1.3                              | -0.9                             | -8.3                        | -3.4                        |
| 2017.3/4 | 3.2                          | 4.0                          | 2.4                         | 1.8                               | 4.3                              | 1.6                         | 2.3                         |
| 4/4      | 3.7                          | 3.3                          | 1.6                         | 1.4                               | 4.2                              | 1.8                         | 2.7                         |
| 2018.1/4 | 2.0                          | 3.0                          | 2.8                         | 4.7                               | 3.6                              | 2.5                         | 3.0                         |
| 2/4      | 1.8                          | 3.9                          | 2.6                         | 3.5                               | 4.3                              | 2.2                         | 3.3                         |
| 3/4      | 0.5                          | 4.8                          | 2.2                         | 2.5                               | 3.7                              | 2.8                         | 3.1                         |
| 4/4      | 0.1                          | 5.2                          | 2.8                         | 1.9                               | 4.1                              | 1.2                         | 2.3                         |
| 2019.1/4 | 1.6                          | 3.6                          | 1.4                         | 0.3                               | 4.4                              | 0.1                         | 2.2                         |
| 2/4      | 0.5                          | 2.4                          | 3.2                         | 3.1                               | 4.1                              | 0.1                         | 2.1                         |
| 3/4      | 1.4                          | 1.5                          | 1.9                         | 3.0                               | 4.7                              | -0.1                        | 2.3                         |
| 4/4      | 0.9                          | 0.6                          | 0.8                         | 2.7                               | 4.1                              | -0.9                        | 2.6                         |
| 2020.1/4 | -1.9                         | -1.2                         | 0.1                         | 1.1                               | 2.5                              | -2.1                        | 0.6                         |
| 2/4      | -11.3                        | -8.6                         | -4.6                        | -8.0                              | -4.7                             | -18.7                       | -9.1                        |
| 3/4      | -3.7                         | -2.8                         | -3.0                        | -0.1                              | 0.1                              | -8.6                        | -2.9                        |
| 4/4      | -2.9                         | -1.8                         | -2.7                        | 1.7                               | -1.1                             | -4.6                        | -2.3                        |
| 2021.1/4 | -3.2                         | -1.2                         | -2.0                        | 4.9                               | 1.4                              | -2.8                        | 0.5                         |
| 2/4      | 9.2                          | 10.1                         | ...                         | ...                               | 8.5                              | 18.7                        | 12.2                        |

주: 1) 전년 동기비      2) 계절조정

자료: 한국은행 경제통계시스템

OECD 『Main Economic Indicators』, 대만( <https://stat.gov.tw> )

### 3. GDP성장률(기준년가격)(계속) <sup>1)</sup>

#### GDP Growth Rates (Constant Prices)(Cont'd)

| 단위: %    | In percent                   |                             |                             |                                  |                            |                                 |                                 |
|----------|------------------------------|-----------------------------|-----------------------------|----------------------------------|----------------------------|---------------------------------|---------------------------------|
|          | 벨기에 <sup>2)</sup><br>Belgium | 브라질 <sup>2)</sup><br>Brazil | 스웨덴 <sup>2)</sup><br>Sweden | 스위스 <sup>2)</sup><br>Switzerland | 스페인 <sup>2)</sup><br>Spain | 슬로바키아 <sup>2)</sup><br>Slovakia | 슬로베니아 <sup>2)</sup><br>Slovenia |
| 2015     | 2.0                          | -3.5                        | 4.5                         | 1.7                              | 3.8                        | 4.8                             | 2.2                             |
| 2016     | 1.3                          | -3.3                        | 2.1                         | 2.0                              | 3.0                        | 2.1                             | 3.2                             |
| 2017     | 1.6                          | 1.3                         | 2.6                         | 1.6                              | 3.0                        | 3.0                             | 4.8                             |
| 2018     | 1.8                          | 1.8                         | 2.0                         | 3.0                              | 2.4                        | 3.7                             | 4.4                             |
| 2019     | 1.8                          | 1.4                         | 2.0                         | 1.1                              | 2.0                        | 2.5                             | 3.2                             |
| 2020     | -6.3                         | -4.1                        | -2.8                        | -2.6                             | -10.8                      | -4.8                            | -5.5                            |
| 2017.3/4 | 1.4                          | 2.0                         | 3.7                         | 1.5                              | 2.9                        | 3.2                             | 4.7                             |
| 4/4      | 1.6                          | 2.6                         | 2.9                         | 2.2                              | 3.1                        | 3.7                             | 6.1                             |
| 2018.1/4 | 1.4                          | 2.2                         | 2.7                         | 3.1                              | 2.9                        | 3.6                             | 4.5                             |
| 2/4      | 1.6                          | 1.3                         | 2.5                         | 3.9                              | 2.3                        | 3.8                             | 4.5                             |
| 3/4      | 2.0                          | 2.0                         | 0.9                         | 3.0                              | 2.3                        | 3.9                             | 5.0                             |
| 4/4      | 2.1                          | 1.2                         | 2.1                         | 2.1                              | 2.3                        | 3.3                             | 4.1                             |
| 2019.1/4 | 1.9                          | 1.3                         | 2.3                         | 1.2                              | 2.2                        | 3.3                             | 4.4                             |
| 2/4      | 1.7                          | 1.8                         | 1.7                         | 0.6                              | 2.1                        | 2.6                             | 3.1                             |
| 3/4      | 1.9                          | 0.9                         | 2.7                         | 1.3                              | 1.8                        | 2.0                             | 2.7                             |
| 4/4      | 1.6                          | 1.6                         | 1.4                         | 1.5                              | 1.7                        | 2.1                             | 2.6                             |
| 2020.1/4 | -2.0                         | -1.4                        | 0.1                         | -0.3                             | -4.3                       | -3.3                            | -3.5                            |
| 2/4      | -14.0                        | -10.9                       | -8.1                        | -7.5                             | -21.6                      | -10.9                           | -13.1                           |
| 3/4      | -4.3                         | -3.9                        | -1.8                        | -1.4                             | -8.6                       | -2.5                            | -2.9                            |
| 4/4      | -4.9                         | -1.2                        | -1.8                        | -1.7                             | -8.9                       | -2.3                            | -4.8                            |
| 2021.1/4 | -0.5                         | 2.3                         | -0.1                        | -0.5                             | -4.2                       | 0.3                             | 2.3                             |
| 2/4      | 14.5                         | ...                         | 9.3                         | ...                              | 19.8                       | ...                             | ...                             |

|          | 아이슬란드 <sup>2)</sup><br>Iceland | 아일랜드 <sup>2)</sup><br>Ireland | 에스토니아 <sup>2)</sup><br>Estonia | 영국 <sup>2)</sup><br>U.K. | 오스트레일리아 <sup>2)</sup><br>Australia | 오스트리아 <sup>2)</sup><br>Austria | 이스라엘 <sup>2)</sup><br>Israel |
|----------|--------------------------------|-------------------------------|--------------------------------|--------------------------|------------------------------------|--------------------------------|------------------------------|
| 2015     | 4.4                            | 25.2                          | 1.8                            | 2.4                      | 2.3                                | 1.0                            | 2.1                          |
| 2016     | 6.3                            | 2.0                           | 3.2                            | 1.7                      | 2.7                                | 2.0                            | 3.8                          |
| 2017     | 4.2                            | 8.9                           | 5.5                            | 1.7                      | 2.4                                | 2.4                            | 3.6                          |
| 2018     | 4.7                            | 9.0                           | 4.4                            | 1.3                      | 2.9                                | 2.6                            | 3.6                          |
| 2019     | 2.6                            | 4.9                           | 5.0                            | 1.4                      | 1.9                                | 1.4                            | 3.4                          |
| 2020     | -6.6                           | 5.9                           | -2.9                           | -9.8                     | -2.5                               | -6.3                           | -2.5                         |
| 2017.3/4 | 1.7                            | 13.9                          | 5.2                            | 1.8                      | 3.0                                | 2.8                            | 3.5                          |
| 4/4      | 2.5                            | 6.7                           | 5.6                            | 1.6                      | 2.5                                | 2.1                            | 3.6                          |
| 2018.1/4 | 6.8                            | 12.9                          | 4.6                            | 1.1                      | 3.1                                | 2.6                            | 4.7                          |
| 2/4      | 4.5                            | 12.6                          | 4.1                            | 1.2                      | 3.3                                | 2.5                            | 3.8                          |
| 3/4      | 4.7                            | 8.1                           | 4.4                            | 1.4                      | 2.7                                | 2.3                            | 3.3                          |
| 4/4      | 3.0                            | 3.8                           | 4.1                            | 1.2                      | 2.4                                | 2.7                            | 3.0                          |
| 2019.1/4 | 3.7                            | 5.1                           | 5.7                            | 1.7                      | 1.9                                | 2.3                            | 3.1                          |
| 2/4      | 2.4                            | 4.8                           | 4.9                            | 1.5                      | 1.7                                | 1.6                            | 3.0                          |
| 3/4      | 0.9                            | 5.7                           | 4.7                            | 1.4                      | 1.9                                | 1.6                            | 3.3                          |
| 4/4      | 3.2                            | 4.9                           | 4.0                            | 1.2                      | 2.1                                | 0.2                            | 3.7                          |
| 2020.1/4 | -4.7                           | 6.7                           | -0.1                           | -2.2                     | 1.4                                | -3.1                           | 0.5                          |
| 2/4      | -10.1                          | 1.4                           | -5.6                           | -21.4                    | -6.2                               | -13.2                          | -8.5                         |
| 3/4      | -6.0                           | 11.2                          | -3.5                           | -8.5                     | -3.7                               | -3.4                           | -1.1                         |
| 4/4      | -5.9                           | 4.3                           | -1.3                           | -7.3                     | -1.0                               | -5.9                           | -0.7                         |
| 2021.1/4 | -4.1                           | 9.9                           | 5.0                            | -6.1                     | 1.1                                | -4.5                           | -0.3                         |
| 2/4      | ...                            | ...                           | ...                            | ...                      | ...                                | 11.4                           | ...                          |

### 3. GDP성장률(기준년가격)(계속) <sup>1)</sup>

#### GDP Growth Rates (Constant Prices)(Cont'd)

단위: %

In percent

|          | 이탈리아 <sup>2)</sup><br>Italy | 인도 <sup>2)</sup><br>India | 인도네시아 <sup>2)</sup><br>Indonesia | 일본 <sup>2)</sup><br>Japan | 체코 <sup>2)</sup><br>Czechia | 칠레 <sup>2)</sup><br>Chile | 캐나다 <sup>2)</sup><br>Canada |
|----------|-----------------------------|---------------------------|----------------------------------|---------------------------|-----------------------------|---------------------------|-----------------------------|
| 2015     | 0.8                         | 7.5                       | 4.9                              | 1.6                       | 5.4                         | 2.3                       | 0.7                         |
| 2016     | 1.3                         | 9.0                       | 5.0                              | 0.8                       | 2.5                         | 1.7                       | 1.0                         |
| 2017     | 1.7                         | 6.1                       | 5.1                              | 1.7                       | 5.2                         | 1.2                       | 3.0                         |
| 2018     | 0.9                         | 7.3                       | 5.2                              | 0.6                       | 3.2                         | 3.7                       | 2.4                         |
| 2019     | 0.3                         | 4.8                       | 5.0                              | 0.0                       | 3.0                         | 0.9                       | 1.9                         |
| 2020     | -8.9                        | -7.0                      | -2.1                             | -4.7                      | -5.8                        | -5.8                      | -5.3                        |
| 2017.3/4 | 1.7                         | 6.0                       | 5.1                              | 2.1                       | 5.9                         | 2.3                       | 3.1                         |
| 4/4      | 1.9                         | 6.5                       | 5.1                              | 2.2                       | 5.9                         | 2.9                       | 3.1                         |
| 2018.1/4 | 1.4                         | 8.0                       | 5.1                              | 1.5                       | 4.8                         | 4.9                       | 2.6                         |
| 2/4      | 1.0                         | 7.2                       | 5.2                              | 1.2                       | 2.7                         | 4.8                       | 2.3                         |
| 3/4      | 0.6                         | 6.9                       | 5.2                              | -0.2                      | 2.7                         | 2.6                       | 2.5                         |
| 4/4      | 0.3                         | 6.6                       | 5.2                              | -0.2                      | 2.6                         | 2.8                       | 2.3                         |
| 2019.1/4 | 0.3                         | 5.5                       | 5.1                              | 0.1                       | 3.0                         | 1.4                       | 1.7                         |
| 2/4      | 0.4                         | 5.1                       | 5.2                              | 0.2                       | 3.0                         | 1.6                       | 2.1                         |
| 3/4      | 0.5                         | 4.4                       | 5.0                              | 1.1                       | 3.0                         | 2.8                       | 1.9                         |
| 4/4      | -0.1                        | 3.5                       | 4.8                              | -1.3                      | 2.9                         | -2.3                      | 1.7                         |
| 2020.1/4 | -5.8                        | 3.2                       | 2.6                              | -2.2                      | -1.5                        | -0.1                      | -0.4                        |
| 2/4      | -18.2                       | -24.2                     | -5.2                             | -10.2                     | -10.9                       | -13.7                     | -12.6                       |
| 3/4      | -5.2                        | -7.5                      | -3.4                             | -5.5                      | -5.4                        | -9.8                      | -5.1                        |
| 4/4      | -6.5                        | 0.5                       | -2.2                             | -1.0                      | -5.3                        | -0.1                      | -3.1                        |
| 2021.1/4 | -0.7                        | 1.8                       | -1.0                             | -1.5                      | -2.4                        | 1.2                       | 0.3                         |
| 2/4      | 17.3                        | ...                       | 7.2                              | ...                       | 7.8                         | ...                       | 13.8                        |

|          | 콜롬비아 <sup>2)</sup><br>Colombia | 터키 <sup>2)</sup><br>Turkey | 포르투갈 <sup>2)</sup><br>Portugal | 폴란드 <sup>2)</sup><br>Poland | 프랑스 <sup>2)</sup><br>France | 핀란드 <sup>2)</sup><br>Finland | 헝가리 <sup>2)</sup><br>Hungary |
|----------|--------------------------------|----------------------------|--------------------------------|-----------------------------|-----------------------------|------------------------------|------------------------------|
| 2015     | 3.0                            | 6.1                        | 1.8                            | 4.2                         | 1.1                         | 0.5                          | 3.8                          |
| 2016     | 2.1                            | 3.3                        | 2.0                            | 3.1                         | 1.1                         | 2.8                          | 2.1                          |
| 2017     | 1.4                            | 7.5                        | 3.5                            | 4.8                         | 2.3                         | 3.2                          | 4.3                          |
| 2018     | 2.6                            | 3.0                        | 2.8                            | 5.4                         | 1.9                         | 1.1                          | 5.4                          |
| 2019     | 3.3                            | 0.9                        | 2.5                            | 4.7                         | 1.8                         | 1.3                          | 4.6                          |
| 2020     | -6.8                           | 1.8                        | -7.6                           | -2.7                        | -7.9                        | -2.9                         | -5.0                         |
| 2017.3/4 | 1.3                            | 11.1                       | 3.3                            | 5.3                         | 2.8                         | 2.9                          | 4.4                          |
| 4/4      | 1.3                            | 7.2                        | 3.2                            | 4.8                         | 3.2                         | 3.4                          | 5.1                          |
| 2018.1/4 | 2.2                            | 7.4                        | 2.8                            | 5.1                         | 2.4                         | 2.3                          | 5.4                          |
| 2/4      | 2.2                            | 5.5                        | 3.1                            | 5.6                         | 1.9                         | 1.3                          | 5.3                          |
| 3/4      | 2.8                            | 2.3                        | 2.9                            | 5.9                         | 1.7                         | 0.8                          | 5.5                          |
| 4/4      | 3.0                            | -2.6                       | 2.5                            | 4.9                         | 1.5                         | 0.2                          | 5.4                          |
| 2019.1/4 | 3.0                            | -2.4                       | 2.6                            | 5.5                         | 2.1                         | 0.7                          | 5.3                          |
| 2/4      | 3.5                            | -0.9                       | 2.4                            | 4.9                         | 2.3                         | 1.7                          | 4.9                          |
| 3/4      | 3.2                            | 1.1                        | 2.3                            | 4.6                         | 2.0                         | 1.7                          | 4.2                          |
| 4/4      | 3.4                            | 6.3                        | 2.6                            | 4.0                         | 0.9                         | 1.2                          | 4.2                          |
| 2020.1/4 | 0.0                            | 4.6                        | -2.2                           | 2.0                         | -5.5                        | 0.0                          | 2.1                          |
| 2/4      | -15.5                          | -8.7                       | -16.4                          | -7.9                        | -18.7                       | -7.0                         | -13.3                        |
| 3/4      | -8.2                           | 5.4                        | -5.6                           | -2.0                        | -3.6                        | -2.7                         | -5.2                         |
| 4/4      | -3.4                           | 5.0                        | -6.1                           | -2.7                        | -4.2                        | -1.9                         | -3.9                         |
| 2021.1/4 | 2.0                            | 6.7                        | -5.3                           | -1.4                        | 1.7                         | -1.4                         | -1.6                         |
| 2/4      | ...                            | ...                        | 15.4                           | ...                         | 18.7                        | ...                          | ...                          |

## 4. 정부소비지출(계절조정)

### Government Consumption (Seasonally Adjusted)

|          | 한 국<br>Korea | 그리스<br>Greece | 네덜란드<br>Netherlands | 노르웨이<br>Norway | 뉴질랜드<br>New Zealand | 덴마크<br>Denmark |
|----------|--------------|---------------|---------------------|----------------|---------------------|----------------|
| 통화단위     | mln Won      | mln Euros     | mln Euros           | mln Kroner     | mln NZ\$            | mln Kroner     |
| 2016.1/4 | 65,140,500   | 8,850         | 43,282              | 185,790        | 11,945              | 130,346        |
| 2/4      | 65,873,700   | 8,920         | 43,651              | 188,110        | 12,017              | 131,959        |
| 3/4      | 66,666,500   | 8,955         | 43,874              | 189,027        | 12,248              | 131,813        |
| 4/4      | 67,614,500   | 8,761         | 44,108              | 191,773        | 12,398              | 130,063        |
| 2017.1/4 | 68,875,300   | 8,905         | 44,190              | 193,316        | 12,577              | 133,165        |
| 2/4      | 70,405,800   | 8,994         | 44,771              | 196,394        | 12,714              | 133,178        |
| 3/4      | 71,629,000   | 9,040         | 44,955              | 199,143        | 13,031              | 134,328        |
| 4/4      | 72,135,600   | 9,205         | 45,657              | 202,282        | 13,101              | 134,676        |
| 2018.1/4 | 74,024,900   | 8,986         | 46,565              | 203,671        | 13,260              | 135,775        |
| 2/4      | 75,313,700   | 8,665         | 46,434              | 205,698        | 13,574              | 136,369        |
| 3/4      | 76,754,700   | 8,835         | 47,453              | 207,099        | 13,738              | 137,276        |
| 4/4      | 78,599,300   | 8,819         | 48,270              | 209,689        | 13,967              | 137,580        |
| 2019.1/4 | 79,237,200   | 8,931         | 49,251              | 212,356        | 14,287              | 137,203        |
| 2/4      | 81,606,600   | 9,300         | 49,640              | 215,124        | 14,613              | 138,825        |
| 3/4      | 82,819,000   | 9,016         | 50,406              | 219,071        | 14,973              | 139,920        |
| 4/4      | 85,000,500   | 8,956         | 50,908              | 221,648        | 15,390              | 141,704        |
| 2020.1/4 | 86,430,900   | 9,192         | 51,231              | 224,242        | 15,632              | 142,820        |
| 2/4      | 87,396,300   | 9,078         | 48,813              | 225,039        | 15,820              | 141,228        |
| 3/4      | 87,520,800   | 9,335         | 53,474              | 226,209        | 16,091              | 140,805        |
| 4/4      | 87,774,500   | 9,471         | 54,131              | 230,425        | 16,546              | 149,645        |
| 2021.1/4 | 89,713,400   | 9,375         | 52,774              | 234,838        | 16,902              | 147,703        |

|          | 독 일<br>Germany | 멕시코<br>Mexico | 미 국<br>U.S.A. | 스웨덴<br>Sweden | 스위스<br>Switzerland | 스페인<br>Spain |
|----------|----------------|---------------|---------------|---------------|--------------------|--------------|
| 통화단위     | mln Euros      | mln Pesos     | mln US\$      | mln Kronor    | mln Francs         | mln Euros    |
| 2016.1/4 | 153,963        | 588,072       | 2,627,650     | 283,748       | 19,413             | 52,872       |
| 2/4      | 155,548        | 599,080       | 2,646,957     | 289,552       | 19,497             | 53,073       |
| 3/4      | 156,620        | 612,476       | 2,675,335     | 291,566       | 19,518             | 53,125       |
| 4/4      | 157,720        | 619,133       | 2,693,477     | 297,709       | 19,539             | 53,208       |
| 2017.1/4 | 159,712        | 623,317       | 2,709,447     | 296,388       | 19,556             | 53,641       |
| 2/4      | 161,023        | 629,725       | 2,722,485     | 299,735       | 19,589             | 53,847       |
| 3/4      | 162,221        | 639,418       | 2,746,407     | 302,428       | 19,675             | 54,196       |
| 4/4      | 165,211        | 656,774       | 2,792,476     | 304,837       | 19,786             | 54,648       |
| 2018.1/4 | 165,557        | 670,682       | 2,836,025     | 307,924       | 19,805             | 55,084       |
| 2/4      | 167,168        | 682,306       | 2,876,365     | 314,795       | 19,916             | 55,719       |
| 3/4      | 167,594        | 682,883       | 2,916,193     | 317,040       | 19,958             | 56,674       |
| 4/4      | 170,028        | 687,259       | 2,936,575     | 318,321       | 20,035             | 57,212       |
| 2019.1/4 | 173,586        | 689,141       | 2,950,813     | 321,899       | 20,121             | 57,687       |
| 2/4      | 174,198        | 694,179       | 2,987,695     | 324,061       | 20,194             | 58,467       |
| 3/4      | 177,301        | 697,787       | 3,009,190     | 327,337       | 20,335             | 58,950       |
| 4/4      | 179,451        | 709,020       | 3,032,526     | 327,229       | 20,484             | 59,833       |
| 2020.1/4 | 183,544        | 735,862       | 3,045,992     | 329,054       | 20,668             | 60,615       |
| 2/4      | 187,975        | 735,998       | 3,053,078     | 328,897       | 20,890             | 61,249       |
| 3/4      | 190,227        | 744,322       | 3,022,145     | 332,146       | 20,912             | 62,192       |
| 4/4      | 192,636        | 748,212       | 3,026,534     | 336,840       | 21,540             | 63,239       |
| 2021.1/4 | 195,342        | 758,752       | 3,142,051     | 341,276       | 21,847             | 63,209       |

자료: IMF 『International Financial Statistics』

## 4. 정부소비지출(계절조정)(계속)

### Government Consumption (Seasonally Adjusted)(Cont'd)

|          | 오스트레일리아<br>Australia | 영 국<br>U.K. | 이스라엘<br>Israel   | 이탈리아<br>Italy | 일 본<br>Japan | 체 코<br>Czechia |
|----------|----------------------|-------------|------------------|---------------|--------------|----------------|
| 통화단위     | mln A\$              | mln Pounds  | mln New Sheqalim | mln Euros     | mln Yen      | mln Koruny     |
| 2016.1/4 | 78,010               | 94,904      | 66,954           | 80,045        | 27,004,925   | 223,567        |
| 2/4      | 79,275               | 95,162      | 67,833           | 80,768        | 26,596,650   | 226,191        |
| 3/4      | 81,021               | 95,773      | 68,861           | 80,664        | 26,695,075   | 228,520        |
| 4/4      | 80,990               | 96,148      | 69,979           | 81,173        | 26,733,475   | 231,314        |
| 2017.1/4 | 82,511               | 96,523      | 70,691           | 81,504        | 26,791,025   | 233,618        |
| 2/4      | 83,431               | 96,007      | 71,638           | 81,423        | 26,751,300   | 237,132        |
| 3/4      | 84,007               | 96,870      | 70,905           | 81,845        | 26,896,100   | 240,588        |
| 4/4      | 85,981               | 97,884      | 73,312           | 82,230        | 26,925,725   | 247,349        |
| 2018.1/4 | 87,423               | 98,357      | 75,841           | 82,623        | 27,191,750   | 254,617        |
| 2/4      | 87,841               | 98,807      | 74,177           | 84,388        | 27,199,475   | 258,701        |
| 3/4      | 89,991               | 100,053     | 76,728           | 83,653        | 27,187,700   | 265,912        |
| 4/4      | 92,142               | 101,204     | 77,413           | 83,973        | 27,296,700   | 269,649        |
| 2019.1/4 | 92,913               | 104,226     | 77,121           | 83,493        | 27,469,275   | 274,403        |
| 2/4      | 96,065               | 104,104     | 79,742           | 83,248        | 27,706,675   | 281,747        |
| 3/4      | 97,383               | 106,864     | 80,596           | 83,976        | 27,859,525   | 288,270        |
| 4/4      | 99,155               | 107,930     | 80,098           | 84,332        | 28,165,675   | 288,899        |
| 2020.1/4 | 100,825              | 109,956     | 78,809           | 85,010        | 28,023,775   | 299,976        |
| 2/4      | 104,225              | 122,138     | 83,032           | 86,264        | 27,811,600   | 300,499        |
| 3/4      | 106,328              | 124,893     | 83,563           | 86,440        | 28,779,975   | 305,601        |
| 4/4      | 107,794              | ...         | 87,825           | 87,296        | 29,124,625   | 326,325        |
| 2021.1/4 | 107,294              | ...         | 83,920           | 88,015        | 28,935,550   | 314,214        |

|          | 칠 레<br>Chile | 캐나다<br>Canada | 터 키<br>Turkey | 폴란드<br>Poland | 프랑스<br>France | 헝가리<br>Hungary |
|----------|--------------|---------------|---------------|---------------|---------------|----------------|
| 통화단위     | mln Pesos    | mln C\$       | mln Liras     | mln Zlotys    | mln Euros     | mln Forint     |
| 2016.1/4 | 5,466,986    | 421,840       | 93,022        | 82,460        | 131,575       | 1,796,303      |
| 2/4      | 5,766,961    | 425,752       | 98,414        | 83,217        | 131,969       | 1,804,731      |
| 3/4      | 6,088,563    | 427,704       | 93,948        | 83,667        | 132,949       | 1,804,669      |
| 4/4      | 6,039,434    | 430,044       | 101,592       | 84,127        | 133,641       | 1,821,548      |
| 2017.1/4 | 6,149,074    | 436,032       | 104,757       | 85,816        | 134,739       | 1,843,324      |
| 2/4      | 6,311,318    | 442,176       | 109,089       | 86,898        | 135,604       | 1,943,624      |
| 3/4      | 6,475,146    | 444,184       | 114,860       | 88,124        | 136,270       | 2,031,314      |
| 4/4      | 6,427,812    | 450,344       | 121,929       | 89,730        | 136,754       | 2,094,687      |
| 2018.1/4 | 6,800,391    | 454,692       | 124,507       | 90,583        | 136,821       | 2,099,629      |
| 2/4      | 6,748,979    | 460,244       | 133,424       | 92,878        | 137,395       | 2,087,282      |
| 3/4      | 6,809,259    | 464,108       | 142,129       | 94,791        | 137,571       | 2,146,722      |
| 4/4      | 7,100,358    | 470,440       | 151,901       | 97,071        | 138,255       | 2,187,269      |
| 2019.1/4 | 7,275,840    | 473,596       | 161,759       | 100,329       | 138,773       | 2,244,117      |
| 2/4      | 7,006,997    | 478,784       | 164,742       | 101,978       | 139,658       | 2,317,033      |
| 3/4      | 7,256,409    | 483,576       | 170,479       | 104,185       | 140,527       | 2,401,352      |
| 4/4      | 7,190,043    | 490,144       | 173,829       | 104,861       | 141,356       | 2,446,882      |
| 2020.1/4 | 7,951,761    | 492,344       | 182,341       | 107,692       | 141,817       | 2,368,632      |
| 2/4      | 7,517,645    | 487,360       | 184,158       | 109,257       | 140,857       | 2,487,091      |
| 3/4      | 8,244,572    | 502,952       | 194,504       | 111,668       | 144,823       | 2,461,688      |
| 4/4      | 8,092,748    | 511,980       | 208,457       | 114,771       | 149,654       | 2,561,481      |
| 2021.1/4 | 8,737,464    | 525,972       | 214,555       | 115,635       | 150,354       | 2,708,714      |

## 5. 민간소비지출(계절조정)

### Household Consumption Expenditure (Seasonally Adjusted)

|          | 한 국<br>Korea | 그리스<br>Greece | 네덜란드<br>Netherlands | 노르웨이<br>Norway | 뉴질랜드<br>New Zealand | 덴마크<br>Denmark |
|----------|--------------|---------------|---------------------|----------------|---------------------|----------------|
| 통화단위     | mln Won      | mln Euros     | mln Euros           | mln Kroner     | mln NZ\$            | mln Kroner     |
| 2016.1/4 | 205,568,900  | 29,626        | 78,136              | 348,250        | 37,242              | 243,693        |
| 2/4      | 208,021,200  | 29,635        | 78,455              | 350,255        | 38,344              | 245,938        |
| 3/4      | 209,990,100  | 29,813        | 79,154              | 352,884        | 38,943              | 244,695        |
| 4/4      | 211,224,700  | 30,015        | 80,334              | 358,559        | 39,643              | 249,450        |
| 2017.1/4 | 213,809,200  | 30,330        | 80,654              | 362,753        | 40,520              | 252,842        |
| 2/4      | 216,942,700  | 30,297        | 81,461              | 367,373        | 41,055              | 252,680        |
| 3/4      | 220,338,600  | 30,518        | 82,631              | 368,596        | 41,499              | 252,590        |
| 4/4      | 221,700,900  | 30,721        | 82,558              | 376,143        | 42,292              | 258,533        |
| 2018.1/4 | 225,688,900  | 30,934        | 84,462              | 374,538        | 42,616              | 262,361        |
| 2/4      | 226,617,300  | 31,214        | 85,155              | 382,650        | 43,322              | 266,004        |
| 3/4      | 228,672,600  | 31,103        | 85,796              | 384,906        | 44,164              | 265,916        |
| 4/4      | 230,597,300  | 31,128        | 86,208              | 390,190        | 44,809              | 264,344        |
| 2019.1/4 | 230,676,100  | 31,524        | 87,327              | 393,677        | 45,160              | 269,657        |
| 2/4      | 233,718,600  | 31,825        | 88,109              | 396,332        | 45,676              | 268,316        |
| 3/4      | 234,233,600  | 31,246        | 88,633              | 399,228        | 46,274              | 268,685        |
| 4/4      | 237,305,600  | 31,933        | 89,527              | 400,624        | 46,960              | 273,242        |
| 2020.1/4 | 222,364,200  | 31,697        | 87,655              | 385,772        | 46,918              | 266,874        |
| 2/4      | 224,806,600  | 28,320        | 78,002              | 348,345        | 41,458              | 254,701        |
| 3/4      | 226,321,400  | 29,571        | 84,913              | 381,167        | 47,199              | 273,869        |
| 4/4      | 223,957,000  | 29,216        | 84,678              | 382,032        | 48,017              | 275,269        |
| 2021.1/4 | 227,589,500  | 29,562        | 82,135              | 371,253        | 50,887              | 262,933        |

|          | 독 일<br>Germany | 멕시코<br>Mexico | 미 국<br>U.S.A. | 스웨덴<br>Sweden | 스위스<br>Switzerland | 스페인<br>Spain |
|----------|----------------|---------------|---------------|---------------|--------------------|--------------|
| 통화단위     | mln Euros      | mln Pesos     | mln US\$      | mln Kronor    | mln Francs         | mln Euros    |
| 2016.1/4 | 407,552        | 3,170,971     | 12,551,649    | 501,412       | 88,706             | 159,719      |
| 2/4      | 410,569        | 3,218,470     | 12,707,522    | 500,892       | 89,430             | 160,875      |
| 3/4      | 414,267        | 3,332,078     | 12,841,158    | 508,490       | 89,722             | 163,049      |
| 4/4      | 418,014        | 3,431,520     | 12,979,520    | 512,824       | 90,292             | 164,622      |
| 2017.1/4 | 421,085        | 3,521,891     | 13,153,192    | 521,455       | 90,712             | 167,197      |
| 2/4      | 423,892        | 3,560,822     | 13,241,268    | 525,592       | 91,026             | 169,010      |
| 3/4      | 428,477        | 3,579,293     | 13,370,922    | 530,389       | 91,567             | 169,975      |
| 4/4      | 432,045        | 3,651,493     | 13,596,036    | 536,774       | 92,034             | 171,920      |
| 2018.1/4 | 435,189        | 3,762,556     | 13,755,546    | 544,806       | 92,611             | 173,533      |
| 2/4      | 437,456        | 3,803,770     | 13,939,903    | 551,032       | 93,061             | 174,408      |
| 3/4      | 439,513        | 3,831,273     | 14,086,264    | 552,981       | 93,422             | 175,700      |
| 4/4      | 444,209        | 3,849,441     | 14,191,412    | 557,559       | 93,780             | 176,669      |
| 2019.1/4 | 448,083        | 3,893,681     | 14,276,587    | 555,496       | 94,129             | 177,105      |
| 2/4      | 451,313        | 3,974,591     | 14,497,320    | 564,963       | 94,610             | 177,718      |
| 3/4      | 453,873        | 4,023,644     | 14,645,313    | 572,602       | 94,651             | 179,047      |
| 4/4      | 455,441        | 3,985,704     | 14,759,183    | 576,886       | 94,739             | 179,933      |
| 2020.1/4 | 447,096        | 3,961,989     | 14,545,460    | 559,511       | 91,139             | 168,292      |
| 2/4      | 397,163        | 3,234,376     | 13,097,348    | 514,572       | 83,460             | 134,737      |
| 3/4      | 436,029        | 3,635,931     | 14,401,538    | 553,528       | 92,685             | 162,475      |
| 4/4      | 429,150        | 3,834,374     | 14,537,004    | 555,960       | 91,198             | 162,694      |
| 2021.1/4 | 415,311        | 4,025,747     | 15,069,231    | 561,580       | 88,189             | 163,814      |

자료: IMF 『International Financial Statistics』



## 5. 민간소비지출(계절조정)(계속)

### Household Consumption Expenditure (Seasonally Adjusted)(Cont'd)

|          | 오스트레일리아<br>Australia | 영 국<br>U.K. | 이스라엘<br>Israel   | 이탈리아<br>Italy | 일 본<br>Japan | 체 코<br>Czechia |
|----------|----------------------|-------------|------------------|---------------|--------------|----------------|
| 통화단위     | mln A\$              | mln Pounds  | mln New Sheqalim | mln Euros     | mln Yen      | mln Koruny     |
| 2016.1/4 | 242,882              | 317,433     | 163,571          | 253,488       | 74,546,375   | 558,513        |
| 2/4      | 244,611              | 320,826     | 168,004          | 253,744       | 74,140,050   | 562,473        |
| 3/4      | 246,586              | 325,920     | 170,177          | 255,181       | 74,281,625   | 570,843        |
| 4/4      | 248,917              | 328,771     | 169,018          | 257,090       | 74,775,725   | 580,632        |
| 2017.1/4 | 250,795              | 330,377     | 169,816          | 260,324       | 75,164,300   | 590,318        |
| 2/4      | 253,582              | 332,019     | 172,683          | 261,252       | 75,603,450   | 600,299        |
| 3/4      | 255,911              | 334,305     | 175,024          | 261,505       | 75,327,400   | 610,853        |
| 4/4      | 259,641              | 337,695     | 176,431          | 262,884       | 75,982,025   | 620,736        |
| 2018.1/4 | 262,245              | 342,511     | 179,584          | 265,187       | 76,172,450   | 629,799        |
| 2/4      | 264,923              | 345,320     | 180,314          | 265,829       | 76,054,250   | 637,395        |
| 3/4      | 266,909              | 347,777     | 183,084          | 267,060       | 76,263,425   | 649,726        |
| 4/4      | 268,808              | 350,083     | 185,698          | 268,124       | 76,489,425   | 652,994        |
| 2019.1/4 | 270,667              | 351,641     | 188,445          | 268,351       | 76,295,975   | 664,803        |
| 2/4      | 273,160              | 354,641     | 189,544          | 268,724       | 76,760,000   | 674,862        |
| 3/4      | 274,413              | 357,400     | 189,601          | 269,004       | 77,232,075   | 684,063        |
| 4/4      | 276,447              | 356,595     | 195,273          | 268,614       | 75,428,125   | 688,426        |
| 2020.1/4 | 273,922              | 347,300     | 181,958          | 249,531       | 74,788,700   | 672,696        |
| 2/4      | 239,040              | 271,105     | 157,432          | 219,484       | 68,424,775   | 624,802        |
| 3/4      | 257,934              | 321,792     | 170,007          | 247,049       | 71,918,975   | 665,664        |
| 4/4      | 270,095              | ...         | 178,972          | 241,000       | 73,227,725   | 633,229        |
| 2021.1/4 | 274,566              | ...         | 177,008          | 239,455       | 72,314,250   | 639,583        |

|          | 칠 레<br>Chile | 캐나다<br>Canada | 터 키<br>Turkey | 폴란드<br>Poland | 프랑스<br>France | 헝가리<br>Hungary |
|----------|--------------|---------------|---------------|---------------|---------------|----------------|
| 통화단위     | mln Pesos    | mln C\$       | mln Liras     | mln Zlotys    | mln Euros     | mln Forint     |
| 2016.1/4 | 26,532,570   | 1,171,160     | 376,956       | 268,267       | 300,702       | 4,428,710      |
| 2/4      | 26,608,575   | 1,178,216     | 386,161       | 271,301       | 302,392       | 4,491,764      |
| 3/4      | 27,042,319   | 1,187,604     | 376,550       | 274,840       | 302,410       | 4,567,786      |
| 4/4      | 27,301,605   | 1,201,496     | 420,729       | 279,015       | 305,395       | 4,659,469      |
| 2017.1/4 | 28,118,879   | 1,219,316     | 430,647       | 284,284       | 308,262       | 4,768,520      |
| 2/4      | 28,142,344   | 1,235,916     | 448,481       | 288,693       | 309,000       | 4,871,039      |
| 3/4      | 28,616,658   | 1,246,268     | 462,574       | 293,598       | 310,829       | 4,971,011      |
| 4/4      | 29,105,863   | 1,262,752     | 494,926       | 298,610       | 313,209       | 5,085,381      |
| 2018.1/4 | 29,807,178   | 1,276,812     | 506,326       | 302,617       | 315,984       | 5,176,472      |
| 2/4      | 30,323,349   | 1,288,028     | 518,893       | 307,323       | 317,006       | 5,286,963      |
| 3/4      | 30,647,152   | 1,301,252     | 540,186       | 312,298       | 318,848       | 5,406,392      |
| 4/4      | 30,836,489   | 1,305,116     | 545,591       | 316,830       | 321,071       | 5,513,146      |
| 2019.1/4 | 30,858,724   | 1,317,160     | 570,940       | 322,495       | 323,683       | 5,660,291      |
| 2/4      | 31,345,643   | 1,329,268     | 602,404       | 327,679       | 326,020       | 5,801,837      |
| 3/4      | 31,735,639   | 1,339,572     | 627,437       | 331,508       | 327,925       | 5,911,525      |
| 4/4      | 30,187,580   | 1,352,828     | 656,259       | 337,015       | 329,791       | 6,081,590      |
| 2020.1/4 | 31,136,123   | 1,328,348     | 677,082       | 338,184       | 311,991       | 6,195,889      |
| 2/4      | 25,033,406   | 1,135,492     | 610,207       | 300,204       | 276,312       | 5,541,752      |
| 3/4      | 29,776,693   | 1,293,792     | 771,719       | 343,102       | 326,086       | 5,858,073      |
| 4/4      | 32,481,775   | 1,304,700     | 805,492       | 343,195       | 308,495       | 6,053,786      |
| 2021.1/4 | 33,894,113   | 1,317,880     | 850,122       | 345,756       | 311,420       | 6,230,562      |

## 6. 총고정자본형성(계절조정)

### Gross Fixed Capital Formation (Seasonally Adjusted)

|          | 한 국<br>Korea | 그리스<br>Greece | 네덜란드<br>Netherlands | 노르웨이<br>Norway | 뉴질랜드<br>New Zealand | 덴마크<br>Denmark |
|----------|--------------|---------------|---------------------|----------------|---------------------|----------------|
| 통화단위     | mln Won      | mln Euros     | mln Euros           | mln Kroner     | mln NZ\$            | mln Kroner     |
| 2016.1/4 | 123,912,100  | 4,700         | 34,720              | 187,662        | 14,924              | 104,944        |
| 2/4      | 127,116,900  | 4,591         | 35,417              | 194,027        | 15,223              | 111,607        |
| 3/4      | 130,778,700  | 5,000         | 35,788              | 200,141        | 15,379              | 111,510        |
| 4/4      | 135,542,200  | 4,950         | 35,859              | 198,983        | 15,415              | 115,101        |
| 2017.1/4 | 141,020,900  | 4,367         | 36,141              | 200,003        | 15,586              | 111,356        |
| 2/4      | 144,290,300  | 4,310         | 36,267              | 203,539        | 16,036              | 115,157        |
| 3/4      | 147,117,400  | 6,528         | 38,121              | 200,942        | 16,554              | 117,639        |
| 4/4      | 146,028,200  | 5,473         | 38,231              | 203,978        | 17,190              | 121,320        |
| 2018.1/4 | 148,242,900  | 4,789         | 39,063              | 203,493        | 17,609              | 119,556        |
| 2/4      | 143,632,500  | 5,396         | 39,477              | 212,400        | 17,868              | 133,566        |
| 3/4      | 141,853,900  | 4,691         | 38,629              | 213,369        | 17,929              | 118,585        |
| 4/4      | 142,857,900  | 4,617         | 40,993              | 220,243        | 18,278              | 117,879        |
| 2019.1/4 | 140,403,300  | 4,668         | 42,049              | 217,241        | 18,854              | 123,744        |
| 2/4      | 145,174,600  | 4,528         | 43,009              | 227,717        | 18,916              | 121,662        |
| 3/4      | 144,870,500  | 4,909         | 43,662              | 235,116        | 19,088              | 124,004        |
| 4/4      | 148,553,700  | 4,493         | 44,127              | 233,801        | 19,205              | 124,369        |
| 2020.1/4 | 150,143,600  | 4,509         | 44,673              | 228,091        | 18,643              | 128,057        |
| 2/4      | 149,082,100  | 4,556         | 39,711              | 226,860        | 14,959              | 123,187        |
| 3/4      | 150,998,600  | 4,963         | 41,826              | 223,572        | 19,138              | 128,621        |
| 4/4      | 151,240,700  | 4,438         | 44,233              | 227,987        | 19,159              | 141,149        |
| 2021.1/4 | 156,855,600  | 5,131         | 45,181              | 225,458        | 20,471              | 134,593        |

|          | 독 일<br>Germany | 멕시코<br>Mexico | 미 국<br>U.S.A. | 스웨덴<br>Sweden | 스위스<br>Switzerland | 스페인<br>Spain |
|----------|----------------|---------------|---------------|---------------|--------------------|--------------|
| 통화단위     | mln Euros      | mln Pesos     | mln US\$      | mln Kronor    | mln Francs         | mln Euros    |
| 2016.1/4 | 158,289        | 1,106,018     | 3,755,330     | 259,876       | 43,446             | 49,574       |
| 2/4      | 156,790        | 1,116,960     | 3,777,217     | 266,743       | 43,670             | 49,434       |
| 3/4      | 158,817        | 1,163,536     | 3,807,442     | 266,502       | 43,303             | 49,743       |
| 4/4      | 159,511        | 1,204,496     | 3,853,685     | 271,837       | 43,674             | 51,297       |
| 2017.1/4 | 162,840        | 1,210,858     | 3,930,611     | 281,850       | 44,405             | 52,522       |
| 2/4      | 166,238        | 1,202,735     | 3,970,970     | 292,533       | 44,687             | 53,370       |
| 3/4      | 168,046        | 1,206,817     | 3,998,478     | 299,705       | 45,321             | 55,226       |
| 4/4      | 170,369        | 1,232,037     | 4,096,467     | 289,082       | 45,757             | 55,814       |
| 2018.1/4 | 173,679        | 1,263,416     | 4,195,904     | 302,328       | 46,130             | 56,225       |
| 2/4      | 176,434        | 1,310,121     | 4,273,824     | 307,670       | 46,180             | 58,789       |
| 3/4      | 178,994        | 1,316,688     | 4,308,327     | 301,416       | 45,407             | 58,960       |
| 4/4      | 182,483        | 1,294,948     | 4,338,001     | 305,202       | 45,332             | 60,351       |
| 2019.1/4 | 186,876        | 1,289,714     | 4,404,834     | 305,773       | 46,055             | 61,861       |
| 2/4      | 187,333        | 1,264,196     | 4,436,546     | 303,833       | 45,803             | 61,397       |
| 3/4      | 188,069        | 1,260,270     | 4,476,345     | 307,407       | 45,769             | 62,032       |
| 4/4      | 188,585        | 1,233,009     | 4,502,036     | 316,814       | 47,879             | 62,038       |
| 2020.1/4 | 188,735        | 1,185,028     | 4,516,110     | 311,538       | 46,086             | 59,349       |
| 2/4      | 176,782        | 909,446       | 4,213,207     | 301,886       | 42,920             | 47,073       |
| 3/4      | 182,215        | 1,103,087     | 4,483,542     | 309,000       | 46,263             | 57,805       |
| 4/4      | 187,582        | 1,133,693     | 4,674,875     | 309,957       | 46,564             | 58,427       |
| 2021.1/4 | 190,485        | 1,197,434     | 4,808,078     | 313,293       | 46,569             | 58,260       |

자료: IMF 『International Financial Statistics』

## 6. 총고정자본형성(계절조정)(계속)

### Gross Fixed Capital Formation (Seasonally Adjusted)(Cont'd)

|          | 오스트레일리아<br>Australia | 영 국<br>U.K. | 이스라엘<br>Israel   | 이탈리아<br>Italy | 일 본<br>Japan | 체 코<br>Czechia |
|----------|----------------------|-------------|------------------|---------------|--------------|----------------|
| 통화단위     | mln A\$              | mln Pounds  | mln New Sheqalim | mln Euros     | mln Yen      | mln Koruny     |
| 2016.1/4 | 105,407              | 85,832      | 60,600           | 71,999        | 33,621,225   | 301,212        |
| 2/4      | 104,362              | 87,566      | 62,602           | 71,960        | 33,505,250   | 295,446        |
| 3/4      | 101,961              | 89,889      | 65,094           | 73,131        | 33,608,200   | 299,960        |
| 4/4      | 105,330              | 89,931      | 64,622           | 74,232        | 33,971,550   | 299,302        |
| 2017.1/4 | 106,213              | 90,700      | 62,225           | 73,999        | 34,245,500   | 311,139        |
| 2/4      | 108,088              | 92,977      | 65,341           | 75,129        | 34,612,525   | 319,285        |
| 3/4      | 111,141              | 93,258      | 66,982           | 76,830        | 34,638,525   | 322,693        |
| 4/4      | 111,364              | 95,398      | 67,669           | 78,253        | 34,848,925   | 322,188        |
| 2018.1/4 | 113,341              | 94,461      | 70,654           | 78,217        | 34,958,450   | 338,520        |
| 2/4      | 114,305              | 94,867      | 71,432           | 79,407        | 35,348,725   | 353,328        |
| 3/4      | 114,709              | 95,729      | 71,222           | 79,141        | 34,484,625   | 365,672        |
| 4/4      | 113,277              | 96,192      | 73,247           | 79,500        | 35,373,250   | 367,093        |
| 2019.1/4 | 112,925              | 99,316      | 73,097           | 80,131        | 35,519,150   | 377,264        |
| 2/4      | 112,662              | 99,709      | 71,435           | 80,793        | 35,733,950   | 384,009        |
| 3/4      | 113,997              | 100,582     | 73,535           | 80,553        | 36,049,250   | 397,594        |
| 4/4      | 113,693              | 99,901      | 75,381           | 80,217        | 35,125,250   | 409,328        |
| 2020.1/4 | 113,298              | 99,330      | 71,959           | 73,674        | 35,281,275   | 375,532        |
| 2/4      | 108,304              | 78,006      | 66,563           | 61,153        | 33,807,850   | 375,039        |
| 3/4      | 108,195              | 91,264      | 67,715           | 78,908        | 33,250,175   | 371,218        |
| 4/4      | 112,149              | ...         | 77,459           | 79,323        | 34,116,425   | 373,403        |
| 2021.1/4 | 117,518              | ...         | 76,143           | 82,434        | 34,167,200   | 371,503        |

|          | 칠 레<br>Chile | 캐나다<br>Canada | 터 키<br>Turkey | 폴란드<br>Poland | 프랑스<br>France | 헝가리<br>Hungary |
|----------|--------------|---------------|---------------|---------------|---------------|----------------|
| 통화단위     | mln Pesos    | mln C\$       | mln Liras     | mln Zlotys    | mln Euros     | mln Forint     |
| 2016.1/4 | 9,843,180    | 463,300       | 183,113       | 81,829        | 121,151       | 1,668,307      |
| 2/4      | 9,769,503    | 459,160       | 186,367       | 83,942        | 120,988       | 1,682,706      |
| 3/4      | 9,530,673    | 464,068       | 186,841       | 83,801        | 121,549       | 1,818,020      |
| 4/4      | 9,346,485    | 458,520       | 208,224       | 84,282        | 123,105       | 1,889,385      |
| 2017.1/4 | 9,519,337    | 475,560       | 212,870       | 84,156        | 126,798       | 2,063,754      |
| 2/4      | 9,304,820    | 481,052       | 227,281       | 85,962        | 128,466       | 2,147,076      |
| 3/4      | 9,363,300    | 483,480       | 245,350       | 87,497        | 130,195       | 2,198,350      |
| 4/4      | 9,583,869    | 503,296       | 250,134       | 89,742        | 131,957       | 2,289,395      |
| 2018.1/4 | 9,742,956    | 503,360       | 270,398       | 92,600        | 132,285       | 2,394,924      |
| 2/4      | 9,992,699    | 508,384       | 289,299       | 94,501        | 134,457       | 2,616,089      |
| 3/4      | 10,362,432   | 504,444       | 285,628       | 98,464        | 136,813       | 2,819,744      |
| 4/4      | 10,846,605   | 497,232       | 269,404       | 99,761        | 138,110       | 2,909,663      |
| 2019.1/4 | 10,852,112   | 510,684       | 284,471       | 103,117       | 139,923       | 3,122,576      |
| 2/4      | 11,063,371   | 509,540       | 266,168       | 104,336       | 143,095       | 3,252,331      |
| 3/4      | 11,330,131   | 519,796       | 271,308       | 104,287       | 144,929       | 3,353,370      |
| 4/4      | 11,733,024   | 519,624       | 295,663       | 108,034       | 145,324       | 3,161,716      |
| 2020.1/4 | 11,639,431   | 520,612       | 306,695       | 107,573       | 132,007       | 3,213,114      |
| 2/4      | 9,485,595    | 448,580       | 296,862       | 95,838        | 114,170       | 3,175,593      |
| 3/4      | 9,854,438    | 519,044       | 372,346       | 96,522        | 139,370       | 3,192,423      |
| 4/4      | 10,877,475   | 538,080       | 396,867       | 94,587        | 142,297       | 3,472,928      |
| 2021.1/4 | 11,723,396   | 575,476       | 423,495       | 112,598       | 143,526       | 3,506,930      |

## VII. 금융 FINANCE

|                               |     |
|-------------------------------|-----|
| 1. 통화(M1)증감률 .....            | 96  |
| 2. 총통화(M2)증감률 .....           | 97  |
| 3. 총유동성(M3)증감률(계절조정) .....    | 98  |
| 4. 단기이자율(3개월 이자율 및 수익률) ..... | 99  |
| 5. 장기국채수익률(10년 만기) .....      | 100 |
| 6. 예금금리 .....                 | 102 |
| 7. 대출금리 .....                 | 104 |
| 8. 국제금리 .....                 | 106 |
| 9. 정책금리 .....                 | 108 |
| 10. 정부채권수익률 .....             | 109 |
| 11. 주가지수 .....                | 110 |

### VII-1. 통화(M1) 증감률(Change Rate of M1)

- 협의통화(M1)는 화폐의 지급결제수단으로서의 기능을 중시한 지표로서, 민간이 보유하고 있는 현금에 예금취급기관의 결제성 예금을 더한 것. 현금은 지폐와 동전으로 구성되고 결제성 예금은 예금취급기관의 당좌예금, 보통예금과 같은 요구불예금과 저축예금, 시장금리부 수시입출식예금(MMDA: Money Market Deposit Account)등으로 구성됨.

$$\cdot \text{통화(M1)} = \text{현금통화} + \text{예금통화} = \text{화폐민간보유량} + \text{요구불예금}$$

### VII-2. 총통화(M2) 증감률(Change Rate of M2)

- 총통화(M2)는 협의통화(M1)보다 넓은 의미의 통화지표로서 협의통화(M1)에 예금취급기관의 정기예금, 정기적금 등 기간물 정기에·적금 및 부금, 거주자 외화예금, 양도성 예금증서, 환매조건부채권, 표지어음 등 시장형 금융상품, 금전신탁, 수익증권 등 실적배당형 금융상품, 금융채, 발행어음, 신탁형 증권저축 등을 포함. 다만, 유동성이 낮은 만기2년 이상의 장기금융상품은 제외함.

$$\cdot \text{총통화(M2)} = \text{통화(M1)} + \text{준통화} = \text{현금통화} + \text{요구불예금} + \text{저축성예금} + \text{거주자 외화예금}$$

### VII-3. 총유동성(M3) 증감률(계절조정)(Change Rate of M3 (Seasonally Adjusted))

- 총유동성(M3)은 총통화(M2)에 증권, 보험, 단자, 은행신탁 등 종합금융회사, 투자신탁회사, 상호신용금고, 신용협동조합, 생명보험 등 비은행금융기관의 각종 예수금과 금융기관이 발행하는 금융채, 표지어음매출, 상업어음매출과 환매조건부채권매도(RP) 등을 합한 가장 넓은 의미의 통화지표임. 다만, 포괄범위가 국가마다 서로 다른 경우가 있으므로 자료 이용시 유의하여야 함. 본 통계표에서 총유동성(M3) 증가율은 기간말 잔고 기준에 의한 증가율임.

$$\cdot \text{총유동성(M3)} = \text{MCT} + \text{비은행금융기관의 예수금} + \text{금융기관이 발행하는 금융채, 표지어음매출, 상업어음매출, RP}$$

$$\cdot \text{MCT} = \text{M2} + \text{양도성예금증서(CD)} + \text{금전신탁(Money in Trust)}$$

**VII-4. 단기이자율(3개월 이자율 및 수익률)(Interest Rates/3-Month or 90-Day Rates and Yields)**

- 단기이자율의 기간은 국가에 따라 상이하지만 일반적으로 3개월 또는 91일(90일) 재무성 증권금리, 은행간금리, 양도성 예금증서금리 등에 적용되는 월평균 연이율임. 우리나라는 91일 양도성예금증서 금리를 사용함.

**VII-5. 장기국채수익률(10년 만기)(Interest Rates/Long-term Government Bond Yields (10-year))**

- 장기국채수익률의 기간은 국가에 따라 상이하지만 일반적으로 장기채권(5년 이상)에 대한 제2차 시장 수익률을 나타내는 월평균 연이율임. 우리나라는 국고채 10년 만기 지표를 사용함.

**VII-8. 국제금리(International interest rates)**

- 시장 금리(Money Market Rates)는 일반적으로 단기자금시장에서 은행 등 기관 간의 거래에서 적용되는 금리로, 우리나라는 1일 무담보 콜금리를 의미함. 참고로 예금금리, 대출금리는 은행과 고객과의 거래로서 시장금리와 구분됨.

**VII-11. 주가지수(Share Prices Index)**

$$\cdot \text{주가지수} = \frac{\text{비교시점의 시가총액}}{\text{기준시점의 시가총액}} \times 100$$

- 시가총액 : 개별 상장주식의 시가총액(주가×상장주식수)을 합계한 것

[illegible]

(%)

한국

오스트레일리아

이탈리아

미국

일본

| 국가      | 2020. 8 | 9    | 10   | 11   | 12   | 2021. 1 | 2    | 3    | 4    | 5    | 6    | 7    |
|---------|---------|------|------|------|------|---------|------|------|------|------|------|------|
| 한국      | 1.37    | 1.40 | 1.40 | 1.45 | 1.48 | 1.50    | 1.55 | 1.65 | 1.65 | 1.70 | 1.68 | 1.60 |
| 오스트레일리아 | 0.89    | 0.89 | 0.85 | 0.88 | 0.92 | 0.95    | 1.05 | 1.20 | 1.20 | 1.18 | 1.10 | 1.00 |
| 이탈리아    | 0.65    | 0.65 | 0.85 | 0.80 | 0.75 | 0.78    | 0.75 | 0.85 | 0.90 | 0.95 | 0.85 | 0.75 |
| 미국      | 1.03    | 1.00 | 0.85 | 0.80 | 0.75 | 0.78    | 0.75 | 0.80 | 0.85 | 0.95 | 0.85 | 0.75 |
| 일본      | 0.05    | 0.04 | 0.05 | 0.04 | 0.03 | 0.04    | 0.06 | 0.05 | 0.04 | 0.04 | 0.03 | 0.02 |

[illegible]

# 1. 통화(M1)증감률 <sup>1)</sup>

## Change Rate of M1

단위: 기말, %

In end of period, percent

|         | 한 국 <sup>2)</sup><br>Korea | 기 니<br>Guinea | 대 만<br>Taiwan | 리비아<br>Libya | 베트남<br>Viet Nam |
|---------|----------------------------|---------------|---------------|--------------|-----------------|
| 2015    | 20.9                       | 19.8          | 6.9           | 14.4         | 18.0            |
| 2016    | 12.3                       | 9.2           | 5.8           | 22.8         | 18.1            |
| 2017    | 6.8                        | 10.1          | 3.5           | 14.9         | 16.7            |
| 2018    | 1.9                        | 11.2          | 5.8           | -0.3         | 9.8             |
| 2019    | 10.1                       | 22.9          | 7.6           | -2.8         | 13.3            |
| 2020    | 25.7                       | 19.6          | 16.9          | ...          | 19.6            |
| 2020. 1 | 10.8                       | 21.1          | 7.2           | -5.2         | 5.3             |
| 2       | 14.6                       | 20.9          | 7.4           | -9.5         | 10.7            |
| 3       | 14.6                       | 19.8          | 7.4           | -4.6         | 12.9            |
| 4       | 17.4                       | 21.6          | 7.5           | -3.8         | 11.4            |
| 5       | 21.5                       | 26.9          | 9.5           | -1.2         | 11.5            |
| 6       | 22.2                       | 23.1          | 9.7           | -0.8         | 11.8            |
| 7       | 23.7                       | 22.8          | 10.7          | 4.6          | 14.3            |
| 8       | 23.5                       | 27.7          | 11.3          | 2.4          | 17.1            |
| 9       | 27.3                       | 30.0          | 11.8          | 7.0          | 17.1            |
| 10      | 27.9                       | 27.7          | 13.4          | ...          | 18.6            |
| 11      | 26.3                       | 21.8          | 15.0          | ...          | 18.1            |
| 12      | 25.7                       | 19.6          | 16.9          | ...          | 19.6            |
| 2021. 1 | 25.9                       | 20.2          | 17.5          | ...          | 20.6            |
| 2       | 25.1                       | 18.3          | 18.3          | ...          | 23.8            |
| 3       | 24.6                       | ...           | 17.7          | ...          | 22.2            |
| 4       | 23.3                       | ...           | 18.1          | ...          | ...             |
| 5       | 20.1                       | ...           | 17.4          | ...          | ...             |
| 6       | 19.5                       | ...           | 17.1          | ...          | ...             |

|         | 아루바<br>Aruba | 인 도<br>India | 싱가포르<br>Singapore | 중 국<br>China | 홍 콩<br>Hong Kong |
|---------|--------------|--------------|-------------------|--------------|------------------|
| 2015    | 16.2         | 12.6         | 0.1               | 15.2         | 11.7             |
| 2016    | 9.2          | -17.7        | 7.7               | 21.4         | 13.0             |
| 2017    | 7.6          | 45.0         | 6.3               | 11.8         | 12.3             |
| 2018    | 0.5          | 14.9         | 0.6               | 1.5          | ...              |
| 2019    | 5.8          | 11.5         | 5.9               | 4.4          | ...              |
| 2020    | 6.0          | 18.8         | 32.8              | 8.6          | ...              |
| 2020. 1 | 7.1          | 14.0         | 7.6               | -0.0         | ...              |
| 2       | 2.8          | 13.0         | 6.9               | 4.8          | ...              |
| 3       | 0.2          | 11.0         | 10.9              | 5.0          | ...              |
| 4       | -0.5         | 13.0         | 15.9              | 5.5          | ...              |
| 5       | 8.4          | 16.4         | 21.3              | 6.8          | ...              |
| 6       | 8.5          | 15.4         | 23.4              | 6.5          | ...              |
| 7       | 11.0         | 20.7         | 28.1              | 6.9          | ...              |
| 8       | 7.0          | 19.8         | 26.9              | 8.0          | ...              |
| 9       | 5.3          | 19.1         | 28.4              | 8.1          | ...              |
| 10      | 9.7          | 19.1         | 33.1              | 9.1          | ...              |
| 11      | 6.4          | 18.4         | 31.8              | 10.0         | ...              |
| 12      | 6.0          | 18.8         | 32.8              | 8.6          | ...              |
| 2021. 1 | 4.7          | 20.4         | 31.2              | 14.7         | ...              |
| 2       | 4.0          | 19.4         | 29.7              | 7.4          | ...              |
| 3       | 5.4          | ...          | 28.2              | 7.1          | ...              |
| 4       | 9.1          | ...          | 21.1              | 6.2          | ...              |
| 5       | 8.7          | ...          | ...               | 6.1          | ...              |
| 6       | ...          | ...          | ...               | ...          | ...              |

주: 1) IMF에서 각국의 통화(Money)를 집계하여 발표한 수치, 월자료는 전년동월비임

2) 협의통화(M1) = 현금통화 + 요구불예금 + 수시입출식 저축성예금

자료: 한국은행 『조사통계월보』, IMF 『International Financial Statistics』, 대만 『Financial Statistics』



## 2. 총통화(M2)증감률 <sup>1)</sup>

### Change Rate of M2

단위: 기말, %

In end of period, percent

|         | 한 국 <sup>2)</sup><br>Korea | 기 니<br>Guinea | 대 만<br>Taiwan | 리비아<br>Libya | 베트남<br>Viet Nam |
|---------|----------------------------|---------------|---------------|--------------|-----------------|
| 2015    | 8.2                        | 19.6          | 5.8           | 12.5         | 14.9            |
| 2016    | 7.1                        | 10.0          | 3.6           | 22.1         | 17.9            |
| 2017    | 5.1                        | 15.1          | 3.6           | 15.2         | 14.3            |
| 2018    | 6.7                        | 10.3          | 2.7           | -0.1         | 12.7            |
| 2019    | 7.9                        | 23.6          | 4.5           | -2.1         | 13.6            |
| 2020    | 9.8                        | 22.4          | 9.4           | ...          | 13.6            |
| 2020. 1 | 7.7                        | 21.0          | 4.6           | -3.8         | 12.1            |
| 2       | 8.7                        | 21.6          | 4.5           | -8.2         | 12.4            |
| 3       | 8.1                        | 22.0          | 4.5           | -3.1         | 12.2            |
| 4       | 9.1                        | 21.8          | 4.2           | -2.7         | 11.6            |
| 5       | 10.6                       | 23.1          | 5.0           | -0.5         | 11.4            |
| 6       | 9.6                        | 23.5          | 5.3           | 0.1          | 11.7            |
| 7       | 9.8                        | 24.8          | 6.3           | 5.3          | 12.0            |
| 8       | 8.5                        | 28.8          | 6.7           | 2.1          | 12.4            |
| 9       | 9.8                        | 30.8          | 7.0           | 6.7          | 12.7            |
| 10      | 10.1                       | 30.9          | 7.0           | ...          | 12.7            |
| 11      | 9.4                        | 24.4          | 7.6           | ...          | 12.9            |
| 12      | 9.8                        | 22.4          | 9.4           | ...          | 13.6            |
| 2021. 1 | 10.6                       | 24.6          | 8.1           | ...          | 12.7            |
| 2       | 10.5                       | 21.6          | 9.2           | ...          | 13.9            |
| 3       | 11.3                       | ...           | 8.7           | ...          | 14.3            |
| 4       | 11.0                       | ...           | 9.0           | ...          | ...             |
| 5       | 10.4                       | ...           | 9.2           | ...          | ...             |
| 6       | 10.9                       | ...           | 8.9           | ...          | ...             |

|         | 아루바<br>Aruba | 영 국<br>U.K. | 인 도<br>India | 싱가포르<br>Singapore | 중 국<br>China | 홍 콩<br>Hong Kong |
|---------|--------------|-------------|--------------|-------------------|--------------|------------------|
| 2015    | 9.5          | 2.0         | 10.6         | 1.5               | 13.3         | 6.6              |
| 2016    | 9.5          | 8.7         | 6.8          | 8.0               | 11.3         | 7.8              |
| 2017    | 1.8          | 8.3         | 10.4         | 3.2               | 8.1          | 9.9              |
| 2018    | 3.2          | 5.3         | 10.5         | 3.9               | 7.0          | -                |
| 2019    | 4.4          | -1.4        | 10.5         | 5.0               | 8.9          | -                |
| 2020    | 4.9          | 9.7         | 12.5         | 13.2              | 10.0         | -                |
| 2020. 1 | 5.9          | -0.3        | 11.7         | 5.8               | 8.5          | -                |
| 2       | 7.9          | 1.3         | 10.8         | 6.3               | 8.7          | -                |
| 3       | 6.7          | 8.2         | 9.2          | 6.8               | 9.8          | -                |
| 4       | 4.7          | 7.8         | 11.3         | 9.9               | 10.8         | -                |
| 5       | 7.5          | 8.9         | 12.3         | 9.5               | 10.7         | -                |
| 6       | 7.3          | 8.3         | 11.8         | 11.0              | 10.9         | -                |
| 7       | 8.5          | 8.5         | 14.0         | 12.2              | 10.7         | -                |
| 8       | 6.2          | 8.6         | 13.2         | 11.5              | 10.5         | -                |
| 9       | 5.7          | 9.6         | 12.7         | 10.9              | 10.9         | -                |
| 10      | 6.4          | 9.6         | 12.9         | 12.6              | 10.4         | -                |
| 11      | 5.9          | 8.6         | 12.8         | 12.6              | 10.7         | -                |
| 12      | 4.9          | 9.7         | 12.5         | 13.2              | 10.0         | -                |
| 2021. 1 | 3.9          | 10.3        | 12.6         | 11.3              | 9.4          | -                |
| 2       | 2.7          | 11.7        | 13.3         | 10.3              | 10.0         | -                |
| 3       | 2.9          | 5.5         | ...          | 10.8              | 9.6          | -                |
| 4       | 5.3          | 5.2         | ...          | 7.2               | 8.2          | -                |
| 5       | 4.8          | 4.4         | ...          | ...               | 8.5          | -                |
| 6       | ...          | 5.6         | ...          | ...               | ...          | ...              |

주: 1) IMF의 통화량 자료 활용, 월자료는 전년동월비임

2) 광의통화(M2) = M1 + 기간물 예·적금 및 부금 + 시장형 금융상품(양도성 예금증서, 표지어음, 환매조건부 채권매도 등) + 실적배당형 상품(금전신탁, 수익증권, CMA 등) + 금융채 + 기타(투신증권저축, 종합금융회사 발행 어음 등)

단, 장기(만기2년 이상) 금융상품 제외

자료: 한국은행 『조사통계월보』, IMF 『International Financial Statistics』, 대만 『Financial Statistics』

### 3. 총유동성(M3)증감률(계절조정) <sup>1)</sup>

#### Change Rate of M3 (Seasonally Adjusted)

단위: 기말, %

In end of period, percent

|         | 한 국<br>Korea | 남아프리카공화국<br>South Africa | 노르웨이<br>Norway | 러시아<br>Russia | 미 국<br>U.S.A. | 아이슬란드<br>Iceland | 영 국<br>U.K. | 오스트레일리아<br>Australia |
|---------|--------------|--------------------------|----------------|---------------|---------------|------------------|-------------|----------------------|
| 2015    | 9.0          | 10.2                     | 3.1            | 18.8          | 5.8           | ...              | 1.5         | 6.7                  |
| 2016    | 7.9          | 5.8                      | 4.0            | 10.4          | 6.8           | ...              | 9.8         | 6.0                  |
| 2017    | 6.6          | 6.3                      | 6.4            | 3.4           | 5.7           | ...              | 6.3         | 6.7                  |
| 2018    | 7.2          | 5.5                      | 5.7            | 9.7           | 3.8           | ...              | 3.8         | 2.6                  |
| 2019    | 8.1          | 6.1                      | 4.3            | 7.9           | 5.1           | ...              | -0.5        | 3.0                  |
| 2020    | 8.3          | 10.4                     | 9.6            | 13.5          | 19.1          | ...              | 12.7        | 8.8                  |
| 2020. 1 | 8.1          | 7.1                      | 4.3            | 7.1           | 6.7           | 2.9              | 1.0         | 2.5                  |
| 2       | 8.6          | 7.8                      | 4.4            | 8.4           | 6.8           | 3.3              | 2.9         | 2.3                  |
| 3       | 8.0          | 9.5                      | 8.7            | 13.5          | 10.2          | 3.9              | 8.4         | 4.5                  |
| 4       | 8.4          | 10.3                     | 10.8           | 12.6          | 17.0          | 4.7              | 8.8         | 7.4                  |
| 5       | 9.1          | 10.5                     | 10.9           | 11.3          | 21.9          | 5.5              | 9.8         | 7.8                  |
| 6       | 8.2          | 11.0                     | 9.2            | 12.9          | 22.9          | 6.2              | 10.6        | 8.5                  |
| 7       | 8.4          | 10.4                     | 10.3           | 14.6          | 23.3          | 9.7              | 10.9        | 11.0                 |
| 8       | 7.3          | 10.4                     | 9.0            | 14.4          | 23.0          | 10.1             | 9.8         | 11.8                 |
| 9       | 8.2          | 9.6                      | 11.2           | 16.8          | 23.8          | 10.2             | 11.4        | 12.3                 |
| 10      | 8.4          | 9.8                      | 11.8           | 16.6          | 23.7          | 10.2             | 11.6        | 12.3                 |
| 11      | 8.2          | 8.2                      | 12.0           | 15.6          | 24.3          | 10.2             | 11.1        | 12.7                 |
| 12      | 8.3          | 9.9                      | 12.0           | 16.7          | 24.8          | 10.2             | 12.7        | 12.9                 |
| 2021. 1 | 8.7          | 9.7                      | 12.9           | 17.3          | 25.9          | 9.8              | 12.5        | 13.1                 |
| 2       | 8.6          | 7.8                      | 14.3           | 15.2          | 27.1          | 9.0              | 12.0        | 12.9                 |
| 3       | 9.0          | 3.6                      | 9.4            | 10.3          | 24.4          | 8.1              | 7.0         | 9.8                  |
| 4       | 10.2         | 1.7                      | 8.9            | 11.8          | 18.1          | 7.1              | 7.0         | 7.2                  |
| 5       | 8.2          | 1.2                      | 9.0            | 12.5          | 13.9          | 6.0              | 6.0         | 7.1                  |
| 6       | 8.7          | ...                      | ...            | 10.8          | 12.2          | 5.1              | 6.1         | 7.9                  |

|         | 유로지역<br>Euro Area | 이스라엘<br>Israel | 일 본<br>Japan | 체 코<br>Czechia | 캐나다<br>Canada | 코스타리카<br>Costa Rica | 콜롬비아<br>Colombia | 헝가리<br>Hungary |
|---------|-------------------|----------------|--------------|----------------|---------------|---------------------|------------------|----------------|
| 2015    | 5.0               | ...            | ...          | 7.9            | 7.4           | 4.0                 | 11.8             | 6.3            |
| 2016    | 5.0               | ...            | ...          | 8.6            | 8.6           | 3.1                 | 7.2              | 7.1            |
| 2017    | 4.2               | ...            | ...          | 9.5            | 6.2           | 1.7                 | 7.3              | 7.9            |
| 2018    | 4.3               | ...            | ...          | 5.3            | 5.0           | 2.3                 | 5.6              | 11.8           |
| 2019    | 5.1               | ...            | ...          | 6.9            | 7.7           | 4.2                 | 7.8              | 8.1            |
| 2020    | 11.6              | ...            | ...          | 10.0           | 12.9          | 17.8                | 13.9             | 21.0           |
| 2020. 1 | 5.3               | 6.6            | 2.4          | 7.9            | 8.5           | 5.7                 | 9.5              | 9.4            |
| 2       | 5.8               | 6.6            | 2.5          | 7.9            | 8.6           | 4.4                 | 9.6              | 9.8            |
| 3       | 7.5               | 13.2           | 2.7          | 10.5           | 10.2          | 7.7                 | 13.8             | 12.4           |
| 4       | 8.2               | 13.4           | 3.0          | 9.9            | 13.0          | 10.2                | 15.6             | 12.6           |
| 5       | 9.2               | 14.3           | 4.1          | 9.3            | 14.8          | 14.9                | 16.4             | 11.8           |
| 6       | 9.3               | 14.9           | 5.9          | 9.9            | 16.3          | 18.7                | 15.9             | 14.8           |
| 7       | 9.6               | 16.7           | 6.5          | 10.2           | 16.0          | 19.9                | 15.6             | 15.3           |
| 8       | 8.7               | 18.8           | 7.1          | 9.8            | 15.4          | 21.2                | 14.7             | 15.7           |
| 9       | 9.7               | 19.9           | 7.4          | 11.6           | 15.6          | 20.2                | 13.9             | 16.9           |
| 10      | 10.2              | 20.4           | 7.5          | 11.4           | 12.2          | 22.9                | 14.3             | 17.4           |
| 11      | 10.2              | 22.2           | 7.6          | 10.8           | 12.1          | 22.8                | 12.2             | 16.9           |
| 12      | 11.5              | 22.4           | 7.7          | 10.7           | 11.6          | 17.8                | 13.9             | 21.0           |
| 2021. 1 | 11.9              | 23.7           | 7.9          | 11.2           | 11.9          | 17.6                | 13.4             | 19.7           |
| 2       | 11.4              | 23.8           | 8.1          | 12.1           | 12.0          | 18.8                | 12.9             | 20.6           |
| 3       | 9.3               | 17.8           | 7.9          | 10.5           | 9.0           | 15.6                | 8.3              | 18.3           |
| 4       | 8.4               | 17.3           | 7.8          | 10.3           | 4.8           | 14.6                | 6.3              | 17.6           |
| 5       | 7.5               | 16.9           | 6.8          | 10.0           | 4.3           | 11.2                | 6.0              | 16.3           |
| 6       | 7.5               | 18.3           | 5.2          | 10.2           | ...           | ...                 | 6.7              | 16.5           |

주: 1) OECD에서 각국의 총유동성을 집계하여 발표한 수치, 월자료는 전년동월비임  
 원 출처의 자료중단으로 인해 계절조정 자료를 게재  
 자료: 한국은행 『조사통계월보』, OECD 『Main Economic Indicators』

## 4. 단기이자율(3개월 이자율 및 수익률) <sup>1)</sup>

### Interest Rates/3-Month or 90-Day Rates and Yields

단위: 기간평균, 연리 %

In period averages, percent per annum

|         | 한 국<br>Korea | 그리스<br>Greece | 노르웨이<br>Norway | 뉴질랜드<br>New Zealand | 덴마크<br>Denmark | 멕시코<br>Mexico | 미 국<br>U.S.A. | 스웨덴<br>Sweden |
|---------|--------------|---------------|----------------|---------------------|----------------|---------------|---------------|---------------|
| 2015    | 1.76         | -0.02         | 1.29           | 3.24                | -0.12          | 3.34          | 0.23          | -0.29         |
| 2016    | 1.49         | -0.26         | 1.07           | 2.33                | -0.15          | 4.57          | 0.64          | -0.66         |
| 2017    | 1.44         | -0.33         | 0.89           | 1.96                | -0.26          | 7.12          | 1.15          | -0.70         |
| 2018    | 1.68         | -0.32         | 1.07           | 1.95                | -0.30          | 8.06          | 2.19          | -0.69         |
| 2019    | 1.69         | -0.36         | 1.55           | 1.52                | -0.38          | 8.27          | 2.21          | -0.42         |
| 2020    | 0.92         | -0.43         | 0.70           | 0.48                | -0.24          | 5.67          | 0.53          | -0.14         |
| 2020. 2 | 1.42         | -0.41         | 1.75           | 1.18                | -0.41          | 7.30          | 1.59          | -0.15         |
| 3       | 1.23         | -0.42         | 1.39           | 0.71                | -0.36          | 6.98          | 1.35          | -0.15         |
| 4       | 1.10         | -0.25         | 0.76           | 0.39                | -0.12          | 6.43          | ...           | -0.17         |
| 5       | 1.02         | -0.27         | 0.30           | 0.26                | -0.13          | 5.93          | 0.17          | -0.14         |
| 6       | 0.79         | -0.38         | 0.34           | 0.28                | -0.17          | 5.64          | 0.20          | -0.08         |
| 7       | 0.79         | -0.44         | 0.32           | 0.30                | -0.19          | 5.20          | 0.18          | -0.08         |
| 8       | 0.68         | -0.48         | 0.25           | 0.29                | -0.21          | 4.95          | 0.15          | -0.12         |
| 9       | 0.63         | -0.49         | 0.27           | 0.30                | -0.23          | 4.71          | 0.13          | -0.13         |
| 10      | 0.63         | -0.51         | 0.33           | 0.27                | -0.22          | 4.53          | 0.12          | -0.13         |
| 11      | 0.66         | -0.52         | 0.36           | 0.27                | -0.23          | 4.49          | 0.16          | -0.12         |
| 12      | 0.66         | -0.54         | 0.49           | 0.26                | -0.22          | 4.48          | 0.17          | -0.18         |
| 2021. 1 | 0.68         | -0.55         | 0.48           | 0.28                | -0.24          | 4.44          | 0.14          | -0.15         |
| 2       | 0.73         | -0.54         | 0.45           | 0.28                | -0.23          | 4.33          | 0.11          | -0.13         |
| 3       | 0.75         | -0.54         | 0.38           | 0.33                | -0.21          | 4.24          | 0.10          | -0.16         |
| 4       | 0.74         | -0.54         | 0.30           | 0.34                | -0.21          | 4.25          | 0.11          | -0.15         |
| 5       | 0.68         | -0.54         | 0.24           | 0.35                | -0.21          | 4.26          | 0.10          | -0.15         |
| 6       | 0.66         | -0.54         | 0.20           | 0.33                | -0.21          | 4.31          | 0.09          | -0.16         |
| 7       | 0.69         | -0.54         | 0.32           | 0.40                | -0.21          | 4.58          | 0.10          | -0.16         |

|         | 스위스<br>Switzerland | 아이슬란드<br>Iceland | 오스트레일리아<br>Australia | 이탈리아<br>Italy | 일 본<br>Japan | 체 코<br>Czechia | 폴란드<br>Poland | 홍 콩 <sup>2)</sup><br>Hong Kong |
|---------|--------------------|------------------|----------------------|---------------|--------------|----------------|---------------|--------------------------------|
| 2015    | -0.78              | 5.89             | 2.26                 | -0.02         | 0.17         | 0.31           | 1.74          | 0.01                           |
| 2016    | -0.75              | 6.28             | 1.99                 | -0.26         | 0.07         | 0.29           | 1.70          | 0.25                           |
| 2017    | -0.73              | 5.06             | 1.74                 | -0.33         | 0.06         | 0.41           | 1.73          | 0.49                           |
| 2018    | -0.73              | 4.72             | 1.95                 | -0.32         | 0.07         | 1.27           | 1.71          | 1.32                           |
| 2019    | -0.74              | 4.39             | 1.34                 | -0.36         | 0.03         | 2.12           | 1.72          | 1.75                           |
| 2020    | -0.71              | 2.01             | 0.26                 | -0.43         | -0.04        | 0.86           | 0.60          | 0.41                           |
| 2020. 2 | -0.74              | 3.43             | 0.89                 | -0.41         | 0.02         | 2.34           | 1.71          | 1.25                           |
| 3       | -0.66              | 2.43             | 0.53                 | -0.42         | 0.01         | 2.00           | 1.17          | 0.62                           |
| 4       | -0.58              | 2.43             | 0.17                 | -0.25         | -0.04        | 0.97           | 0.68          | 0.36                           |
| 5       | -0.65              | 1.66             | 0.10                 | -0.27         | -0.04        | 0.46           | 0.28          | 0.50                           |
| 6       | -0.68              | 1.63             | 0.10                 | -0.38         | -0.04        | 0.34           | 0.26          | 0.10                           |
| 7       | -0.70              | 1.53             | 0.10                 | -0.44         | -0.07        | 0.34           | 0.23          | 0.06                           |
| 8       | -0.72              | 1.59             | 0.10                 | -0.48         | -0.07        | 0.34           | 0.23          | 0.06                           |
| 9       | -0.78              | 1.56             | 0.09                 | -0.49         | -0.06        | 0.34           | 0.22          | -0.03                          |
| 10      | -0.77              | 1.50             | 0.07                 | -0.51         | -0.06        | 0.35           | 0.22          | 0.03                           |
| 11      | -0.78              | 1.28             | 0.02                 | -0.52         | -0.06        | 0.35           | 0.22          | 0.02                           |
| 12      | -0.76              | 1.38             | 0.02                 | -0.54         | -0.06        | 0.35           | 0.21          | 0.05                           |
| 2021. 1 | -0.76              | 1.38             | 0.01                 | -0.55         | -0.06        | 0.36           | 0.21          | 0.07                           |
| 2       | -0.75              | 1.38             | 0.01                 | -0.54         | -0.06        | 0.36           | 0.21          | 0.04                           |
| 3       | -0.75              | 1.38             | 0.03                 | -0.54         | -0.07        | 0.36           | 0.21          | 0.02                           |
| 4       | -0.75              | 1.35             | 0.04                 | -0.54         | -0.07        | 0.36           | 0.21          | 0.01                           |
| 5       | -0.74              | 1.60             | 0.04                 | -0.54         | -0.07        | 0.37           | 0.21          | 0.02                           |
| 6       | -0.75              | 1.60             | 0.03                 | -0.54         | -0.07        | 0.48           | 0.21          | 0.01                           |
| 7       | ...                | ...              | 0.02                 | -0.54         | ...          | 0.69           | 0.21          | ...                            |

주: 1) 은행간의 금리로 대상은 국가별로 상이함(한국: CD유통수익률 91일)

2) IMF 자료임

자료: 한국은행 『조사통계월보』, OECD 『Main Economic Indicators』, IMF 『International Financial Statistics』

## 5. 장기국채수익률(10년 만기) <sup>1)</sup>

### Interest Rates/Long-term Government Bond Yields (10-year)

단위: 기간평균, 연리 %

In period averages, percent per annum

|         | 한 국 <sup>2)</sup><br>Korea | 그리스<br>Greece | 네덜란드<br>Netherlands | 노르웨이<br>Norway | 뉴질랜드<br>New Zealand | 덴마크<br>Denmark | 독 일<br>Germany | 라트비아<br>Latvia |
|---------|----------------------------|---------------|---------------------|----------------|---------------------|----------------|----------------|----------------|
| 2015    | 2.30                       | 9.67          | 0.69                | 1.57           | 3.42                | 0.69           | 0.50           | 0.96           |
| 2016    | 1.75                       | 8.36          | 0.29                | 1.33           | 2.76                | 0.32           | 0.09           | 0.53           |
| 2017    | 2.28                       | 5.98          | 0.52                | 1.64           | 2.99                | 0.48           | 0.32           | 0.83           |
| 2018    | 2.50                       | 4.19          | 0.58                | 1.88           | 2.75                | 0.46           | 0.40           | 0.90           |
| 2019    | 1.70                       | 2.59          | -0.07               | 1.49           | 1.65                | -0.19          | -0.25          | 0.34           |
| 2020    | 1.50                       | 1.27          | -0.38               | 0.82           | 0.89                | -0.36          | -0.51          | -0.06          |
| 2020. 2 | 1.54                       | 1.07          | -0.34               | 1.35           | 1.28                | -0.41          | -0.47          | -0.04          |
| 3       | 1.49                       | 1.97          | -0.33               | 0.93           | 1.08                | -0.41          | -0.54          | -0.06          |
| 4       | 1.50                       | 2.05          | -0.22               | 0.70           | 0.95                | -0.21          | -0.45          | 0.30           |
| 5       | 1.39                       | 1.93          | -0.31               | 0.47           | 0.64                | -0.29          | -0.52          | 0.26           |
| 6       | 1.39                       | 1.32          | -0.29               | 0.65           | 0.90                | -0.26          | -0.43          | 0.01           |
| 7       | 1.36                       | 1.14          | -0.39               | 0.61           | 0.91                | -0.34          | -0.52          | -0.17          |
| 8       | 1.37                       | 1.08          | -0.41               | 0.69           | 0.68                | -0.36          | -0.52          | -0.19          |
| 9       | 1.50                       | 1.08          | -0.44               | 0.65           | 0.56                | -0.39          | -0.52          | -0.20          |
| 10      | 1.51                       | 0.90          | -0.53               | 0.67           | 0.54                | -0.46          | -0.61          | -0.23          |
| 11      | 1.61                       | 0.75          | -0.54               | 0.79           | 0.75                | -0.46          | -0.62          | -0.25          |
| 12      | 1.68                       | 0.63          | -0.55               | 0.91           | 0.92                | -0.47          | -0.62          | -0.29          |
| 2021. 1 | 1.73                       | 0.65          | -0.53               | 1.01           | 1.04                | -0.44          | -0.58          | -0.29          |
| 2       | 1.85                       | 0.81          | -0.39               | 1.28           | 1.46                | -0.28          | -0.45          | -0.25          |
| 3       | 2.04                       | 0.91          | -0.33               | 1.46           | 1.76                | -0.03          | -0.36          | -0.20          |
| 4       | 2.04                       | 0.89          | -0.30               | 1.42           | 1.68                | 0.00           | -0.33          | -0.21          |
| 5       | 2.13                       | 0.99          | -0.19               | 1.47           | 1.81                | 0.11           | -0.22          | -0.06          |
| 6       | 2.10                       | 0.81          | -0.24               | 1.47           | 1.76                | 0.11           | -0.29          | 0.14           |
| 7       | 1.98                       | 0.71          | -0.38               | 1.24           | 1.59                | ...            | -0.45          | ...            |

|         | 룩셈부르크<br>Luxembourg | 리투아니아<br>Lithuania | 미 국<br>U.S.A. | 벨기에<br>Belgium | 스웨덴<br>Sweden | 스위스<br>Switzerland | 스페인<br>Spain | 슬로베니아<br>Slovenia |
|---------|---------------------|--------------------|---------------|----------------|---------------|--------------------|--------------|-------------------|
| 2015    | 0.36                | 1.38               | 2.14          | 0.84           | 0.72          | -0.07              | 1.74         | 1.71              |
| 2016    | -0.18               | 0.90               | 1.84          | 0.48           | 0.52          | -0.36              | 1.39         | 1.15              |
| 2017    | 0.50                | 0.31               | 2.33          | 0.72           | 0.66          | -0.07              | 1.56         | 0.96              |
| 2018    | 0.56                | 0.31               | 2.91          | 0.80           | 0.65          | 0.03               | 1.42         | 0.93              |
| 2019    | -0.12               | 0.31               | 2.14          | 0.19           | 0.05          | -0.49              | 0.66         | 0.28              |
| 2020    | -0.41               | 0.22               | 0.89          | -0.15          | -0.04         | -0.52              | 0.38         | 0.08              |
| 2020. 2 | -0.39               | 0.31               | 1.50          | -0.13          | -0.05         | -0.83              | 0.27         | 0.04              |
| 3       | -0.36               | 0.31               | 0.87          | -0.02          | -0.17         | -0.37              | 0.51         | 0.02              |
| 4       | -0.25               | 0.31               | 0.66          | 0.14           | -0.07         | -0.49              | 0.82         | 0.27              |
| 5       | -0.32               | 0.31               | 0.67          | 0.04           | -0.06         | -0.47              | 0.75         | 0.74              |
| 6       | -0.34               | 0.17               | 0.73          | -0.04          | -0.01         | -0.44              | 0.52         | 0.42              |
| 7       | -0.43               | 0.16               | 0.62          | -0.17          | -0.07         | -0.53              | 0.38         | 0.09              |
| 8       | -0.45               | 0.16               | 0.65          | -0.21          | -0.04         | -0.41              | 0.30         | -0.10             |
| 9       | -0.50               | 0.16               | 0.68          | -0.25          | -0.08         | -0.50              | 0.28         | -0.08             |
| 10      | -0.54               | 0.16               | 0.79          | -0.34          | -0.03         | -0.52              | 0.17         | -0.13             |
| 11      | -0.54               | 0.16               | 0.87          | -0.38          | 0.00          | -0.51              | 0.09         | -0.18             |
| 12      | -0.55               | 0.16               | 0.93          | -0.39          | 0.01          | -0.53              | 0.04         | -0.23             |
| 2021. 1 | -0.54               | 0.16               | 1.08          | -0.36          | 0.07          | -0.45              | 0.08         | -0.17             |
| 2       | -0.45               | 0.16               | 1.26          | -0.21          | 0.25          | -0.23              | 0.23         | 0.02              |
| 3       | -0.40               | 0.16               | 1.61          | -0.04          | 0.40          | -0.27              | 0.31         | 0.03              |
| 4       | -0.38               | 0.16               | 1.64          | 0.04           | 0.37          | -0.21              | 0.37         | 0.02              |
| 5       | -0.31               | 0.16               | 1.62          | 0.18           | 0.42          | -0.13              | 0.52         | 0.21              |
| 6       | -0.33               | 0.16               | 1.52          | 0.12           | 0.36          | -0.20              | 0.45         | 0.15              |
| 7       | ...                 | ...                | 1.32          | -0.03          | 0.18          | -0.37              | 0.33         | ...               |

주: 1) 장기국채수익률의 대상은 국가별로 상이함

2) 국고채 10년

자료: 한국은행 경제통계시스템, OECD 『Main Economic Indicators』

## 5. 장기국채수익률(10년 만기)(계속) <sup>1)</sup>

### Interest Rates/Long-term Government Bond Yields (10-year)(Cont'd)

단위: 기간평균, 연리 %

In period averages, percent per annum

|         | 아이슬란드<br>Iceland | 아일랜드<br>Ireland | 에스토니아<br>Estonia | 영 국<br>U.K. | 오스트레일리아<br>Australia | 오스트리아<br>Austria | 이스라엘<br>Israel | 이탈리아<br>Italy |
|---------|------------------|-----------------|------------------|-------------|----------------------|------------------|----------------|---------------|
| 2015    | 2.66             | 1.18            | ...              | 1.90        | 2.71                 | 0.75             | 2.07           | 1.71          |
| 2016    | 2.78             | 0.74            | ...              | 1.31        | 2.34                 | 0.38             | 1.88           | 1.49          |
| 2017    | 2.22             | 0.80            | ...              | 1.24        | 2.64                 | 0.58             | 1.91           | 2.11          |
| 2018    | 1.84             | 0.95            | ...              | 1.46        | 2.68                 | 0.69             | 1.99           | 2.61          |
| 2019    | 1.09             | 0.33            | ...              | 0.94        | 1.49                 | 0.06             | 1.47           | 1.91          |
| 2020    | 0.34             | -0.06           | ...              | 0.37        | 0.92                 | -0.22            | 0.78           | 1.17          |
| 2020. 2 | 0.40             | -0.13           | ...              | 0.63        | 0.98                 | -0.26            | 0.77           | 0.96          |
| 3       | 0.36             | 0.07            | ...              | 0.46        | 0.89                 | -0.09            | 0.94           | 1.55          |
| 4       | 0.17             | 0.20            | ...              | 0.36        | 0.86                 | 0.05             | 0.85           | 1.80          |
| 5       | 0.09             | 0.11            | ...              | 0.27        | 0.91                 | -0.10            | 0.79           | 1.76          |
| 6       | 0.13             | 0.08            | 0.14             | 0.28        | 0.92                 | -0.13            | 0.71           | 1.46          |
| 7       | 0.05             | -0.05           | 0.05             | 0.21        | 0.88                 | -0.25            | 0.63           | 1.20          |
| 8       | -0.04            | -0.12           | 0.00             | 0.27        | 0.89                 | -0.28            | 0.65           | 1.03          |
| 9       | 0.01             | -0.13           | 0.01             | 0.27        | 0.90                 | -0.32            | 0.70           | 0.98          |
| 10      | 0.37             | -0.22           | -0.08            | 0.31        | 0.82                 | -0.40            | 0.76           | 0.77          |
| 11      | 0.79             | -0.25           | -0.14            | 0.38        | 0.87                 | -0.41            | 0.82           | 0.66          |
| 12      | 0.80             | -0.29           | -0.18            | 0.32        | 0.98                 | -0.42            | 0.82           | 0.58          |
| 2021. 1 | 0.91             | -0.24           | -0.19            | 0.37        | 1.05                 | -0.40            | 0.82           | 0.62          |
| 2       | 1.03             | -0.06           | -0.11            | 0.62        | 1.32                 | -0.20            | 0.98           | 0.59          |
| 3       | 0.87             | 0.03            | 0.05             | 0.85        | 1.69                 | -0.09            | 1.13           | 0.70          |
| 4       | 0.84             | 0.08            | 0.09             | 0.85        | 1.65                 | -0.04            | 1.06           | 0.80          |
| 5       | 0.87             | 0.24            | 0.16             | 0.91        | 1.62                 | 0.08             | 1.18           | 0.98          |
| 6       | 0.82             | 0.18            | 0.13             | 0.85        | 1.52                 | 0.02             | 1.19           | 0.88          |
| 7       | ...              | ...             | ...              | 0.70        | 1.25                 | ...              | 1.05           | 0.75          |

|         | 일 본<br>Japan | 체 코<br>Czechia | 캐나다<br>Canada | 콜롬비아<br>Colombia | 포르투갈<br>Portugal | 프랑스<br>France | 핀란드<br>Finland | 헝가리<br>Hungary |
|---------|--------------|----------------|---------------|------------------|------------------|---------------|----------------|----------------|
| 2015    | 0.35         | 0.58           | 1.52          | 7.87             | 2.42             | 0.84          | 0.72           | 3.43           |
| 2016    | -0.07        | 0.43           | 1.25          | 7.92             | 3.17             | 0.47          | 0.37           | 3.14           |
| 2017    | 0.05         | 0.98           | 1.78          | 6.82             | 3.05             | 0.81          | 0.55           | 2.96           |
| 2018    | 0.07         | 1.98           | 2.28          | 7.01             | 1.84             | 0.78          | 0.66           | 3.06           |
| 2019    | -0.11        | 1.55           | 1.59          | 6.50             | 0.76             | 0.13          | 0.07           | 2.47           |
| 2020    | -0.01        | 1.13           | 0.75          | 6.33             | 0.42             | -0.15         | -0.22          | 2.23           |
| 2020. 2 | -0.16        | 1.47           | 1.29          | 6.22             | 0.25             | -0.18         | -0.23          | 2.15           |
| 3       | 0.01         | 1.28           | 0.82          | 7.26             | 0.71             | -0.06         | -0.12          | 2.43           |
| 4       | -0.04        | 1.28           | 0.66          | 7.20             | 0.97             | 0.06          | 0.03           | 2.49           |
| 5       | 0.00         | 0.92           | 0.55          | 6.25             | 0.81             | -0.03         | -0.12          | 1.99           |
| 6       | 0.03         | 0.86           | 0.56          | 6.65             | 0.53             | -0.04         | -0.17          | 2.18           |
| 7       | 0.01         | 0.86           | 0.52          | 6.31             | 0.40             | -0.15         | -0.21          | 2.23           |
| 8       | 0.05         | 0.95           | 0.56          | 6.21             | 0.36             | -0.17         | -0.25          | 2.18           |
| 9       | 0.02         | 0.98           | 0.56          | 5.98             | 0.32             | -0.21         | -0.30          | 2.39           |
| 10      | 0.04         | 0.94           | 0.60          | 6.21             | 0.18             | -0.30         | -0.38          | 2.27           |
| 11      | 0.03         | 1.12           | 0.69          | 5.93             | 0.07             | -0.33         | -0.40          | 2.15           |
| 12      | 0.02         | 1.26           | 0.73          | 5.76             | 0.03             | -0.34         | -0.41          | 2.16           |
| 2021. 1 | 0.06         | 1.28           | 0.81          | 5.90             | 0.03             | -0.31         | -0.38          | 2.22           |
| 2       | 0.15         | 1.49           | 1.10          | 6.44             | 0.16             | -0.15         | -0.22          | 2.43           |
| 3       | 0.12         | 1.87           | 1.50          | 7.45             | 0.23             | -0.07         | -0.12          | 2.68           |
| 4       | 0.09         | 1.86           | 1.52          | 7.46             | 0.35             | -0.01         | -0.08          | 2.69           |
| 5       | 0.08         | 1.74           | 1.52          | 7.75             | 0.53             | 0.21          | 0.05           | 2.94           |
| 6       | 0.05         | 1.67           | 1.43          | 7.58             | 0.43             | 0.15          | -0.02          | 2.85           |
| 7       | 0.02         | ...            | 1.25          | 7.60             | ...              | -0.01         | -0.10          | 2.83           |

## 6. 예금금리 <sup>1)</sup>

### Deposit Rates

단위: 연리 %

In percent per annum

|         | 한 국 <sup>2)3)</sup><br>Korea | 나이지리아<br>Nigeria | 남아프리카공화국<br>South Africa | 노르웨이<br>Norway | 뉴질랜드<br>New Zealand | 러시아<br>Russia |
|---------|------------------------------|------------------|--------------------------|----------------|---------------------|---------------|
| 2015    | 1.74                         | 9.15             | 6.15                     | 1.31           | 3.73                | 9.20          |
| 2016    | 1.48                         | 7.50             | 7.17                     | 0.76           | 3.23                | 6.97          |
| 2017    | 1.56                         | 9.55             | 7.25                     | 0.72           | 3.30                | 5.86          |
| 2018    | 1.87                         | 9.70             | 7.00                     | 0.73           | 3.26                | 5.36          |
| 2019    | 1.75                         | 8.90             | 7.01                     | 0.93           | 3.00                | 5.40          |
| 2020    | 1.05                         | 4.65             | 4.88                     | 0.60           | 1.68                | 3.77          |
| 2020. 1 | 1.54                         | 5.85             | 6.80                     | 1.09           | 2.63                | 4.46          |
| 2       | 1.43                         | 6.17             | 6.72                     | 1.09           | 2.64                | 4.23          |
| 3       | 1.27                         | 6.15             | 6.14                     | 0.94           | 2.43                | 4.21          |
| 4       | 1.20                         | 5.99             | 5.25                     | 0.83           | 2.33                | 4.67          |
| 5       | 1.07                         | 5.67             | 4.77                     | 0.60           | 1.87                | 4.05          |
| 6       | 0.89                         | 4.70             | 4.50                     | 0.49           | 1.65                | 3.90          |
| 7       | 0.82                         | 4.31             | 4.37                     | 0.37           | 1.49                | 3.43          |
| 8       | 0.81                         | 4.05             | 4.22                     | 0.35           | 1.30                | 3.18          |
| 9       | 0.88                         | 3.70             | 4.08                     | 0.36           | 1.19                | 3.27          |
| 10      | 0.88                         | 3.52             | 3.94                     | 0.36           | 0.93                | 3.23          |
| 11      | 0.90                         | 2.90             | 3.89                     | 0.34           | 0.85                | 3.22          |
| 12      | 0.90                         | 2.74             | 3.92                     | 0.35           | 0.83                | 3.38          |
| 2021. 1 | 0.87                         | 2.88             | 3.80                     | 0.33           | 0.82                | 3.36          |
| 2       | 0.85                         | 3.13             | 3.75                     | 0.32           | 0.82                | 3.16          |
| 3       | 0.86                         | 3.05             | 3.74                     | 0.31           | 0.82                | 3.22          |
| 4       | 0.84                         | ...              | 3.77                     | 0.28           | 0.83                | 3.32          |
| 5       | 0.83                         | ...              | 3.79                     | 0.27           | 0.82                | 3.30          |
| 6       | 0.94                         | ...              | ...                      | ...            | 0.82                | ...           |

|         | 루마니아<br>Romania | 말레이시아<br>Malaysia | 멕시코<br>Mexico | 브라질<br>Brazil | 스위스<br>Switzerland | 싱가포르<br>Singapore | 아르헨티나<br>Argentina |
|---------|-----------------|-------------------|---------------|---------------|--------------------|-------------------|--------------------|
| 2015    | 1.89            | 3.13              | 0.59          | 12.62         | -0.14              | 0.17              | 21.17              |
| 2016    | 1.11            | 3.03              | 1.29          | 12.45         | -0.20              | 0.19              | 24.28              |
| 2017    | 0.89            | 2.92              | 2.70          | 8.51          | -0.27              | 0.14              | 19.00              |
| 2018    | 1.30            | 3.14              | 3.27          | 6.87          | -0.32              | 0.16              | 31.92              |
| 2019    | 1.79            | 2.98              | 3.53          | 5.43          | -0.35              | 0.20              | 47.29              |
| 2020    | 1.93            | 1.95              | 1.46          | 2.20          | -0.38              | 0.18              | 29.32              |
| 2020. 1 | 2.01            | 2.68              | 2.98          | 3.37          | -0.39              | 0.25              | 35.40              |
| 2       | 2.03            | 2.65              | 2.86          | 2.98          | -0.40              | 0.25              | 32.38              |
| 3       | 2.03            | 2.38              | 2.60          | 3.14          | -0.38              | 0.24              | 28.35              |
| 4       | 2.03            | 2.36              | 2.16          | 2.55          | -0.33              | 0.22              | 21.33              |
| 5       | 2.02            | 1.88              | 1.58          | 2.03          | -0.36              | 0.20              | 23.40              |
| 6       | 1.97            | 1.86              | 1.29          | 1.33          | -0.37              | 0.18              | 28.38              |
| 7       | 1.95            | 1.63              | 1.02          | 1.54          | -0.37              | 0.18              | 28.41              |
| 8       | 1.90            | 1.62              | 0.82          | 1.81          | -0.38              | 0.15              | 29.25              |
| 9       | 1.84            | 1.60              | 0.65          | 1.94          | -0.39              | 0.14              | 29.30              |
| 10      | 1.82            | 1.59              | 0.52          | 1.81          | -0.40              | 0.13              | 30.07              |
| 11      | 1.79            | 1.63              | 0.53          | 1.91          | -0.40              | 0.13              | 32.18              |
| 12      | 1.75            | 1.58              | 0.55          | 1.94          | -0.43              | 0.13              | 33.38              |
| 2021. 1 | 1.64            | 1.57              | 0.55          | 1.91          | -0.40              | 0.13              | 33.58              |
| 2       | 1.58            | 1.58              | 0.50          | 1.84          | -0.40              | 0.12              | 33.52              |
| 3       | 1.56            | 1.56              | 0.46          | 2.21          | -0.40              | 0.12              | 33.48              |
| 4       | 1.50            | 1.56              | 0.46          | 2.68          | -0.40              | 0.12              | 33.49              |
| 5       | 1.46            | 1.56              | ...           | 2.30          | -0.40              | 0.12              | 33.44              |
| 6       | ...             | 1.56              | ...           | ...           | ...                | ...               | 33.54              |

주: 1) 예금금리의 대상은 국가별로 상이함

2) 해당기간 중 신규취급된 예금의 가중평균금리(외국은행 국내지점 제외)로서 연자료는 월 금리의 12개월 단순평균금리

3) 수시입출식저축성예금을 제외한 순수저축성예금 및 시장형금융상품 수신금리

자료: 한국은행 『조사통계월보』, IMF 『International Financial Statistics』

## 6. 예금금리(계속) <sup>1)</sup>

### Deposit Rates (Cont'd)

단위: 연리 %

In percent per annum

|         | 알바니아<br>Albania | 이집트<br>Egypt | 인도네시아<br>Indonesia | 중 국<br>China | 체 코<br>Czechia | 칠 레<br>Chile | 코스타리카<br>Costa Rica |
|---------|-----------------|--------------|--------------------|--------------|----------------|--------------|---------------------|
| 2015    | 1.39            | 6.91         | 8.34               | 1.50         | 0.53           | 3.61         | 2.37                |
| 2016    | 0.83            | 7.86         | 7.17               | 1.50         | 0.37           | 3.82         | 1.21                |
| 2017    | 0.77            | 12.09        | 6.52               | 1.50         | 0.28           | 2.94         | 2.79                |
| 2018    | 0.75            | 12.32        | 6.13               | 1.50         | 0.28           | 2.70         | 4.02                |
| 2019    | 0.49            | 10.95        | 6.69               | 1.50         | 0.39           | 2.53         | 4.64                |
| 2020    | 0.41            | 7.78         | 5.50               | 1.50         | 0.30           | 0.86         | 2.58                |
| 2020. 1 | 0.40            | 8.90         | 6.25               | 1.50         | 0.44           | 1.88         | 4.12                |
| 2       | 0.42            | 8.80         | 6.18               | 1.50         | 0.46           | 1.87         | 3.37                |
| 3       | 0.44            | 8.80         | 6.09               | 1.50         | 0.42           | 1.79         | 3.02                |
| 4       | 0.45            | 8.10         | 5.92               | 1.50         | 0.35           | 0.71         | 2.76                |
| 5       | 0.38            | 7.50         | 5.85               | 1.50         | 0.31           | 0.66         | 2.85                |
| 6       | 0.40            | 6.90         | 5.73               | 1.50         | 0.28           | 0.57         | 2.52                |
| 7       | 0.42            | 7.40         | 5.66               | 1.50         | 0.26           | 0.51         | 2.07                |
| 8       | 0.30            | 7.10         | 5.52               | 1.50         | 0.24           | 0.48         | 2.17                |
| 9       | 0.43            | 7.40         | 5.13               | 1.50         | 0.23           | 0.47         | 2.12                |
| 10      | 0.42            | 7.70         | 4.78               | 1.50         | 0.22           | 0.46         | 1.99                |
| 11      | 0.43            | 7.40         | 4.56               | 1.50         | 0.22           | 0.45         | 1.98                |
| 12      | 0.42            | 7.40         | 4.38               | 1.50         | 0.21           | 0.43         | 2.02                |
| 2021. 1 | 0.41            | 7.30         | 4.33               | 1.50         | 0.21           | 0.45         | 1.97                |
| 2       | 0.40            | 7.40         | 4.16               | 1.50         | 0.20           | 0.43         | 1.88                |
| 3       | 0.40            | 7.50         | 3.96               | 1.50         | 0.19           | 0.44         | 1.82                |
| 4       | 0.42            | 7.40         | 3.84               | 1.50         | 0.19           | 0.45         | 1.80                |
| 5       | 0.38            | 7.30         | 3.75               | 1.50         | 0.19           | ...          | 1.69                |
| 6       | 0.40            | ...          | ...                | ...          | ...            | ...          | 1.69                |

|         | 콜롬비아<br>Colombia | 태 국<br>Thailand | 터 키<br>Turkey | 파키스탄<br>Pakistan | 페루<br>Peru | 헝가리<br>Hungary | 홍 콩<br>Hong Kong |
|---------|------------------|-----------------|---------------|------------------|------------|----------------|------------------|
| 2015    | 4.58             | 1.43            | 14.92         | 5.97             | 4.11       | 1.11           | 0.01             |
| 2016    | 6.78             | 1.30            | 14.61         | 4.83             | 4.91       | 0.58           | 0.01             |
| 2017    | 5.99             | 1.29            | 15.29         | 4.48             | 4.45       | 0.12           | 0.01             |
| 2018    | 4.71             | 1.29            | 23.28         | 5.23             | 3.34       | 0.06           | 0.04             |
| 2019    | 4.50             | 1.42            | 25.41         | 9.13             | 3.67       | 0.10           | 0.14             |
| 2020    | 3.38             | 0.62            | 13.36         | 7.47             | 1.86       | 0.47           | 0.06             |
| 2020. 1 | 4.54             | 1.31            | 12.52         | 10.47            | 2.96       | 0.11           | 0.12             |
| 2       | 4.46             | 0.96            | 11.89         | 10.60            | 2.90       | 0.17           | 0.12             |
| 3       | 4.50             | 0.74            | 12.25         | 10.35            | 2.86       | 0.41           | 0.12             |
| 4       | 4.55             | 0.74            | 12.50         | 9.12             | 2.82       | 0.67           | 0.07             |
| 5       | 4.29             | 0.53            | 11.30         | 7.65             | 2.63       | 0.74           | 0.06             |
| 6       | 3.76             | 0.48            | 10.00         | 6.74             | 2.28       | 0.62           | 0.04             |
| 7       | 3.34             | 0.46            | 10.13         | 5.95             | 1.78       | 0.48           | 0.04             |
| 8       | 2.79             | 0.46            | 13.50         | 5.86             | 1.34       | 0.48           | 0.03             |
| 9       | 2.39             | 0.45            | 13.94         | 5.82             | 0.93       | 0.45           | 0.03             |
| 10      | 2.03             | 0.45            | 14.75         | 5.77             | 0.74       | 0.50           | 0.03             |
| 11      | 1.96             | 0.44            | 17.75         | 5.70             | 0.57       | 0.51           | 0.02             |
| 12      | 1.93             | 0.44            | 19.75         | 5.67             | 0.50       | 0.47           | 0.02             |
| 2021. 1 | 1.91             | 0.48            | 19.45         | 5.56             | 0.48       | 0.48           | 0.02             |
| 2       | 1.81             | 0.47            | 19.45         | 5.52             | 0.47       | 0.50           | 0.02             |
| 3       | 1.77             | 0.43            | 20.25         | 5.55             | 0.47       | 0.52           | 0.02             |
| 4       | 1.76             | 0.42            | 20.25         | 5.52             | 0.46       | 0.54           | 0.02             |
| 5       | 1.82             | 0.41            | 20.25         | 5.51             | 0.46       | 0.53           | 0.02             |
| 6       | 1.91             | ...             | 20.25         | ...              | ...        | 0.57           | 0.02             |

## 7. 대출금리 <sup>1)</sup>

### Lending Rates

단위: 연리 %

In percent per annum

|         | 한 국 <sup>2)3)</sup><br>Korea | 나이지리아<br>Nigeria | 남아프리카공화국<br>South Africa | 러시아<br>Russia | 루마니아<br>Romania | 말레이시아<br>Malaysia |
|---------|------------------------------|------------------|--------------------------|---------------|-----------------|-------------------|
| 2015    | 3.53                         | 16.85            | 9.42                     | 15.72         | 6.77            | 4.57              |
| 2016    | 3.37                         | 16.87            | 10.46                    | 12.60         | 5.71            | 4.53              |
| 2017    | 3.48                         | 17.55            | 10.38                    | 10.56         | 5.56            | 4.61              |
| 2018    | 3.66                         | 16.90            | 10.08                    | 8.87          | 6.81            | 4.93              |
| 2019    | 3.45                         | 15.38            | 10.13                    | 8.75          | 7.16            | 4.88              |
| 2020    | 2.80                         | 13.64            | 7.71                     | 6.78          | 6.49            | 3.94              |
| 2020. 1 | 3.19                         | 14.97            | 9.75                     | 7.47          | 7.03            | 4.64              |
| 2       | 3.08                         | 15.04            | 9.75                     | 7.47          | 7.02            | 4.60              |
| 3       | 2.91                         | 14.71            | 8.75                     | 7.84          | 6.86            | 4.40              |
| 4       | 2.80                         | 14.92            | 7.75                     | 7.71          | 6.65            | 4.26              |
| 5       | 2.82                         | 14.73            | 7.25                     | 7.28          | 6.61            | 4.01              |
| 6       | 2.72                         | 15.65            | 7.25                     | 6.89          | 6.53            | 3.89              |
| 7       | 2.70                         | 14.99            | 7.00                     | 6.27          | 6.34            | 3.70              |
| 8       | 2.63                         | 11.79            | 7.00                     | 6.02          | 6.28            | 3.64              |
| 9       | 2.66                         | 11.55            | 7.00                     | 6.15          | 6.22            | 3.64              |
| 10      | 2.66                         | 11.31            | 7.00                     | 6.02          | 6.15            | 3.53              |
| 11      | 2.71                         | 12.68            | 7.00                     | 5.94          | 6.08            | 3.51              |
| 12      | 2.74                         | 11.35            | 7.00                     | 6.25          | 6.07            | 3.51              |
| 2021. 1 | 2.72                         | 11.25            | 7.00                     | 6.10          | 5.96            | 3.44              |
| 2       | 2.74                         | 11.21            | 7.00                     | 6.01          | 5.85            | 3.49              |
| 3       | 2.77                         | 11.13            | 7.00                     | 6.03          | 5.79            | 3.47              |
| 4       | 2.74                         | ...              | 7.00                     | 6.11          | 5.67            | 3.45              |
| 5       | 2.72                         | ...              | 7.00                     | 6.49          | 5.61            | 3.42              |
| 6       | 2.77                         | ...              | 7.00                     | ...           | ...             | 3.47              |

|         | 멕시코<br>Mexico | 미 국<br>U.S.A. | 브라질<br>Brazil | 스위스<br>Switzerland | 싱가포르<br>Singapore | 아르헨티나<br>Argentina |
|---------|---------------|---------------|---------------|--------------------|-------------------|--------------------|
| 2015    | 3.44          | 3.26          | 43.96         | 2.68               | 5.35              | 24.92              |
| 2016    | 4.75          | 3.51          | 52.10         | 2.65               | 5.35              | 31.23              |
| 2017    | 7.33          | 4.10          | 46.92         | 2.63               | 5.28              | 26.58              |
| 2018    | 8.04          | 4.90          | 39.08         | 2.63               | 5.33              | 48.52              |
| 2019    | 8.43          | 5.28          | 37.48         | 2.63               | 5.25              | 67.25              |
| 2020    | 6.34          | 3.54          | 29.04         | 2.63               | 5.25              | 29.39              |
| 2020. 1 | 7.59          | 4.75          | 33.70         | 2.63               | 5.25              | 50.49              |
| 2       | 7.43          | 4.75          | 34.10         | 2.63               | 5.25              | 42.98              |
| 3       | 7.27          | 3.78          | 33.20         | 2.63               | 5.25              | 38.50              |
| 4       | 7.07          | 3.25          | 31.30         | 2.63               | 5.25              | 20.81              |
| 5       | 6.58          | 3.25          | 30.00         | 2.63               | 5.25              | 20.80              |
| 6       | 6.32          | 3.25          | 28.20         | 2.63               | 5.25              | 22.67              |
| 7       | 6.13          | 3.25          | 27.30         | 2.63               | 5.25              | 21.44              |
| 8       | 5.91          | 3.25          | 26.50         | 2.63               | 5.25              | 21.21              |
| 9       | 5.80          | 3.25          | 25.80         | 2.64               | 5.25              | 20.70              |
| 10      | 5.44          | 3.25          | 26.50         | 2.64               | 5.25              | 27.41              |
| 11      | 5.26          | 3.25          | 26.40         | 2.64               | 5.25              | 32.34              |
| 12      | 5.30          | 3.25          | 25.50         | 2.65               | 5.25              | 33.30              |
| 2021. 1 | 5.01          | 3.25          | 28.50         | 2.65               | 5.25              | 34.73              |
| 2       | 4.78          | 3.25          | 28.10         | 2.65               | 5.25              | 34.92              |
| 3       | 4.61          | 3.25          | 28.50         | 2.64               | 5.25              | 36.08              |
| 4       | 4.48          | 3.25          | 29.00         | 2.64               | 5.25              | 36.44              |
| 5       | 4.50          | 3.25          | ...           | 2.64               | 5.25              | 35.88              |
| 6       | ...           | 3.25          | ...           | ...                | ...               | 35.83              |

주: 1) 대출금리의 대상은 국가별로 상이함

2) 해당기간 중 신규취급된 대출금의 가중평균금리(외국은행 국내지점 제외)로서 연자료는 월 금리의 12개월 단순평균금리

3) 당좌대출 및 마이너스통장대출 제외

자료: 한국은행 『조사통계월보』, IMF 『International Financial Statistics』



## 7. 대출금리(계속) <sup>1)</sup>

### Lending Rates (Cont'd)

단위: 연리 %

In percent per annum

|         | 아이슬란드<br>Iceland | 알바니아<br>Albania | 이탈리아<br>Italy | 이집트<br>Egypt | 인도네시아<br>Indonesia | 중 국<br>China | 체 코<br>Czechia |
|---------|------------------|-----------------|---------------|--------------|--------------------|--------------|----------------|
| 2015    | 7.61             | 7.88            | 4.13          | 11.63        | 12.66              | 4.35         | 4.28           |
| 2016    | 8.24             | 6.73            | 3.50          | 13.60        | 11.89              | 4.35         | 3.91           |
| 2017    | 7.26             | 6.22            | 3.00          | 18.18        | 11.07              | 4.35         | 3.59           |
| 2018    | 6.96             | 5.93            | 2.68          | 18.32        | 10.54              | 4.35         | 3.54           |
| 2019    | 6.95             | 6.28            | 2.60          | 16.12        | 10.37              | 4.35         | 3.69           |
| 2020    | 5.76             | 6.12            | 2.33          | 11.37        | 9.54               | 4.35         | 3.34           |
| 2020. 1 | 6.69             | 6.73            | 2.53          | 13.60        | 10.08              | 4.35         | 3.68           |
| 2       | 6.74             | 6.26            | 2.47          | 13.80        | 10.01              | 4.35         | 3.70           |
| 3       | 6.45             | 6.56            | 2.47          | 12.70        | 9.91               | 4.35         | 3.53           |
| 4       | 5.91             | 6.06            | 2.46          | 11.80        | 9.68               | 4.35         | 3.40           |
| 5       | 6.02             | 6.48            | 2.34          | 11.40        | 9.54               | 4.35         | 3.31           |
| 6       | 5.65             | 6.20            | 2.32          | 11.30        | 9.43               | 4.35         | 3.25           |
| 7       | 5.42             | 6.36            | 2.23          | 11.20        | 9.41               | 4.35         | 3.23           |
| 8       | 5.40             | 5.63            | 2.21          | 11.00        | 9.38               | 4.35         | 3.23           |
| 9       | 4.92             | 6.03            | 2.23          | 10.10        | 9.37               | 4.35         | 3.22           |
| 10      | 5.40             | 5.41            | 2.21          | 10.00        | 9.32               | 4.35         | 3.20           |
| 11      | 5.47             | 5.37            | 2.27          | 9.80         | 9.25               | 4.35         | 3.20           |
| 12      | 5.04             | 6.36            | 2.20          | 9.70         | 9.15               | 4.35         | 3.19           |
| 2021. 1 | 5.33             | 6.85            | 2.21          | 9.50         | 9.21               | 4.35         | 3.16           |
| 2       | 5.23             | 6.56            | 2.17          | 9.50         | 9.17               | 4.35         | 3.14           |
| 3       | 5.10             | 5.35            | 2.08          | 9.50         | 9.06               | 4.35         | 3.12           |
| 4       | 5.10             | 6.34            | 2.10          | 9.40         | 9.03               | 4.35         | 3.09           |
| 5       | 5.03             | 5.79            | 2.08          | 9.60         | 8.96               | 4.35         | 3.08           |
| 6       | 5.40             | 5.89            | 2.00          | ...          | ...                | ...          | ...            |

|         | 코스타리카<br>Costa Rica | 콜롬비아<br>Colombia | 태 국<br>Thailand | 파키스탄<br>Pakistan | 페루<br>Peru | 헝가리<br>Hungary | 홍 콩<br>Hong Kong |
|---------|---------------------|------------------|-----------------|------------------|------------|----------------|------------------|
| 2015    | 14.23               | 11.45            | 4.73            | 10.16            | 16.11      | 2.90           | 5.00             |
| 2016    | 11.64               | 14.65            | 4.47            | 8.76             | 16.47      | 2.09           | 5.00             |
| 2017    | 11.37               | 13.69            | 4.42            | 8.21             | 16.79      | 1.48           | 5.00             |
| 2018    | 11.12               | 12.11            | 4.15            | 8.53             | 14.54      | 1.47           | 5.04             |
| 2019    | 8.75                | 11.77            | 4.08            | 12.23            | 14.39      | 1.79           | 5.10             |
| 2020    | 6.64                | 9.85             | 3.29            | 10.76            | 12.94      | 1.96           | 5.00             |
| 2020. 1 | 7.38                | 11.72            | 3.80            | 13.32            | 14.35      | 0.97           | 5.00             |
| 2       | 8.29                | 11.18            | 3.70            | 13.24            | 14.22      | 1.45           | 5.00             |
| 3       | 6.71                | 10.26            | 3.56            | 13.05            | 14.06      | 1.97           | 5.00             |
| 4       | 6.62                | 9.32             | 3.31            | 12.06            | 13.36      | 2.42           | 5.00             |
| 5       | 7.58                | 10.02            | 3.21            | 11.61            | 12.78      | 2.23           | 5.00             |
| 6       | 6.28                | 10.03            | 3.20            | 10.93            | 12.44      | 2.41           | 5.00             |
| 7       | 5.96                | 9.96             | 3.13            | 9.72             | 12.29      | 1.79           | 5.00             |
| 8       | 6.73                | 9.51             | 3.13            | 9.48             | 12.34      | 1.71           | 5.00             |
| 9       | 5.34                | 9.19             | 3.14            | 9.08             | 12.44      | 2.19           | 5.00             |
| 10      | 6.56                | 9.46             | 3.14            | 9.11             | 12.50      | 1.99           | 5.00             |
| 11      | 6.27                | 9.15             | 3.12            | 8.85             | 12.37      | 1.98           | 5.00             |
| 12      | 5.95                | 8.41             | 3.07            | 8.66             | 12.10      | 2.34           | 5.00             |
| 2021. 1 | 5.07                | 9.35             | 3.07            | 8.62             | 12.03      | 2.13           | 5.00             |
| 2       | 5.88                | 9.02             | 3.07            | 8.67             | 11.88      | 2.84           | 5.00             |
| 3       | 4.93                | 8.95             | 3.07            | 8.59             | 11.14      | 2.04           | 5.00             |
| 4       | 5.95                | 8.71             | 3.10            | 8.71             | 11.08      | 2.31           | 5.00             |
| 5       | 6.41                | 8.20             | 3.06            | 8.63             | 10.80      | 2.17           | 5.00             |
| 6       | 6.29                | 8.89             | ...             | ...              | ...        | 2.82           | 5.00             |

## 8. 국제금리

### International Interest Rates

단위: 기간평균, 연리 %

In period averages, percent per annum

|         | 정 부 채        |                |                     |                |                   |               |                |
|---------|--------------|----------------|---------------------|----------------|-------------------|---------------|----------------|
|         | 한 국<br>Korea | 노르웨이<br>Norway | 뉴질랜드<br>New Zealand | 덴마크<br>Denmark | 말레이시아<br>Malaysia | 멕시코<br>Mexico | 모로코<br>Morocco |
| 2015    | 2.11         | 0.97           | 3.01                | 0.69           | 3.67              | 5.99          | 4.01           |
| 2016    | 1.66         | 0.84           | 2.26                | 0.32           | 3.45              | 6.19          | 3.49           |
| 2017    | 2.17         | 1.07           | 2.49                | 0.52           | 3.64              | 7.25          | 3.83           |
| 2018    | 2.45         | 1.44           | 2.19                | 0.46           | 3.75              | 7.93          | 3.70           |
| 2019    | 1.68         | 1.29           | 1.31                | -0.18          | 3.43              | 7.67          | 3.39           |
| 2020    | 1.37         | 0.56           | 0.46                | -0.36          | 2.42              | 6.25          | 2.88           |
| 2020. 1 | 1.59         | 1.31           | 1.21                | -0.25          | 2.95              | 6.85          | 2.94           |
| 2       | 1.46         | 1.26           | 1.07                | -0.41          | 2.67              | 6.47          | 2.94           |
| 3       | 1.40         | 0.66           | 0.77                | -0.41          | 3.10              | ...           | 2.94           |
| 4       | 1.41         | 0.42           | 0.53                | -0.21          | 2.53              | 7.37          | ...            |
| 5       | 1.30         | 0.16           | 0.24                | -0.29          | 2.48              | 6.06          | ...            |
| 6       | 1.28         | 0.36           | 0.43                | -0.26          | 2.47              | ...           | 2.90           |
| 7       | 1.25         | 0.31           | 0.42                | -0.34          | 2.12              | 5.81          | ...            |
| 8       | 1.23         | 0.40           | 0.25                | -0.36          | 2.11              | 5.77          | ...            |
| 9       | 1.33         | 0.35           | 0.02                | -0.38          | 2.25              | 5.68          | ...            |
| 10      | 1.34         | 0.38           | 0.03                | -0.46          | 2.05              | ...           | ...            |
| 11      | 1.42         | 0.48           | 0.21                | -0.46          | 2.20              | 6.07          | 2.85           |
| 12      | 1.46         | 0.58           | 0.34                | -0.47          | 2.12              | 5.67          | 2.75           |
| 2021. 1 | 1.46         | 0.67           | 0.39                | -0.44          | 2.07              | 5.61          | 2.68           |
| 2       | 1.47         | 0.83           | 0.75                | -0.28          | 2.37              | ...           | 2.63           |
| 3       | 1.69         | 1.03           | 1.03                | -0.03          | 2.66              | 6.25          | 2.62           |
| 4       | 1.74         | 0.99           | 0.88                | ...            | 2.58              | 6.68          | ...            |
| 5       | 1.81         | 1.06           | 1.03                | 0.06           | 2.60              | ...           | 2.63           |
| 6       | ...          | ...            | 1.03                | 0.20           | 2.55              | ...           | ...            |

|         | 정 부 채         |              |                   |                  |                |                 |               |
|---------|---------------|--------------|-------------------|------------------|----------------|-----------------|---------------|
|         | 미 국<br>U.S.A. | 스페인<br>Spain | 싱가포르<br>Singapore | 아이슬란드<br>Iceland | 체 코<br>Czechia | 태 국<br>Thailand | 폴란드<br>Poland |
| 2015    | 2.14          | 1.74         | 2.44              | 2.66             | 0.57           | 2.73            | 2.70          |
| 2016    | 1.84          | 1.39         | 2.05              | 2.78             | 0.43           | 2.18            | 3.04          |
| 2017    | 2.33          | 1.56         | 2.16              | 2.22             | 0.98           | 2.60            | 3.42          |
| 2018    | 2.91          | 1.42         | 2.40              | 1.84             | 1.98           | 2.69            | 3.20          |
| 2019    | 2.14          | 0.66         | 1.95              | 1.09             | 1.55           | 2.05            | 2.35          |
| 2020    | 0.89          | 0.38         | 1.02              | 0.34             | 1.13           | 1.33            | 1.50          |
| 2020. 1 | 1.76          | 0.41         | 1.61              | 0.96             | 1.62           | 1.40            | 2.23          |
| 2       | 1.50          | 0.27         | 1.38              | 0.40             | 1.47           | 1.17            | 2.09          |
| 3       | 0.87          | 0.52         | 1.29              | 0.36             | 1.28           | 1.29            | 1.80          |
| 4       | 0.66          | 0.82         | 0.90              | 0.17             | 1.28           | 1.39            | 1.46          |
| 5       | 0.67          | 0.74         | 0.83              | 0.09             | 0.92           | 1.17            | 1.35          |
| 6       | 0.73          | 0.51         | 0.90              | 0.13             | 0.86           | 1.31            | 1.31          |
| 7       | 0.62          | 0.37         | 0.86              | 0.05             | 0.86           | 1.33            | 1.33          |
| 8       | 0.65          | 0.29         | 1.01              | -0.04            | 0.95           | 1.36            | 1.32          |
| 9       | 0.68          | 0.27         | 0.87              | 0.01             | 0.98           | 1.42            | 1.35          |
| 10      | 0.79          | 0.17         | 0.81              | 0.37             | 0.94           | 1.40            | 1.26          |
| 11      | 0.87          | 0.09         | 0.88              | 0.79             | 1.12           | 1.41            | 1.20          |
| 12      | 0.93          | 0.04         | 0.84              | 0.80             | 1.26           | 1.33            | 1.29          |
| 2021. 1 | 1.08          | 0.08         | 1.00              | 0.91             | 1.28           | 1.33            | 1.19          |
| 2       | 1.26          | 0.23         | 1.33              | 1.03             | 1.49           | 1.45            | 1.31          |
| 3       | 1.61          | 0.31         | 1.74              | 0.87             | 1.87           | 1.93            | 1.52          |
| 4       | 1.64          | 0.37         | 1.59              | 0.84             | 1.86           | 1.89            | 1.55          |
| 5       | 1.62          | 0.52         | 1.48              | 0.87             | 1.74           | 1.80            | 1.82          |
| 6       | 1.52          | 0.45         | ...               | 0.82             | 1.67           | 1.83            | 1.78          |

자료: IMF 『International Financial Statistics』

## 8. 국제금리(계속)

### International Interest Rates (Cont'd)

단위: 기간평균, 연리 %

In period averages, percent per annum

|         | 시 장 금 리      |                |                     |                | Money Market Rate |               |                |  |
|---------|--------------|----------------|---------------------|----------------|-------------------|---------------|----------------|--|
|         | 한 국<br>Korea | 노르웨이<br>Norway | 뉴질랜드<br>New Zealand | 덴마크<br>Denmark | 말레이시아<br>Malaysia | 멕시코<br>Mexico | 모로코<br>Morocco |  |
| 2015    | 1.65         | 1.29           | 3.08                | -0.13          | 3.21              | 3.32          | 2.51           |  |
| 2016    | 1.34         | 1.07           | 2.07                | -0.44          | 3.06              | 4.47          | 2.27           |  |
| 2017    | 1.26         | 0.90           | 1.66                | -0.44          | 2.98              | 7.06          | 2.28           |  |
| 2018    | 1.52         | 1.08           | 1.69                | -0.49          | 3.19              | 8.00          | 2.28           |  |
| 2019    | 1.59         | 1.58           | 1.35                | -0.55          | 3.05              | 8.32          | 2.28           |  |
| 2020    | 0.70         | 0.71           | 0.37                | -0.15          | 2.10              | 5.72          | 1.79           |  |
| 2020. 1 | 1.27         | 1.87           | 0.92                | -0.62          | 2.89              | 7.53          | 2.26           |  |
| 2       | 1.24         | 1.78           | 0.93                | -0.62          | 2.75              | 7.39          | 2.25           |  |
| 3       | 0.98         | 1.42           | 0.56                | 0.35           | 2.51              | 7.10          | 2.14           |  |
| 4       | 0.74         | 0.77           | 0.26                | -0.59          | 2.50              | 6.54          | 2.01           |  |
| 5       | 0.70         | 0.31           | 0.25                | -0.26          | 2.03              | 6.00          | 2.00           |  |
| 6       | 0.48         | 0.35           | 0.23                | 0.21           | 1.98              | 5.65          | 1.78           |  |
| 7       | 0.48         | 0.32           | 0.21                | -0.37          | 1.79              | 5.23          | 1.50           |  |
| 8       | 0.51         | 0.26           | 0.15                | -0.26          | 1.74              | 4.97          | 1.50           |  |
| 9       | 0.48         | 0.27           | 0.26                | 0.13           | 1.74              | 4.72          | 1.50           |  |
| 10      | 0.50         | 0.33           | 0.21                | -0.39          | 1.75              | 4.53          | 1.50           |  |
| 11      | 0.50         | 0.42           | 0.22                | 0.04           | 1.74              | 4.50          | 1.50           |  |
| 12      | 0.51         | 0.41           | 0.23                | 0.60           | 1.74              | 4.49          | 1.50           |  |
| 2021. 1 | 0.49         | 0.49           | 0.24                | -0.31          | 1.74              | 4.47          | 1.50           |  |
| 2       | 0.49         | 0.46           | 0.24                | -0.04          | 1.75              | 4.36          | 1.50           |  |
| 3       | 0.49         | 0.43           | 0.23                | 0.14           | 1.73              | 4.28          | 1.50           |  |
| 4       | 0.48         | 0.33           | 0.24                | -0.10          | 1.72              | 4.28          | 1.50           |  |
| 5       | 0.48         | 0.27           | 0.22                | 0.11           | 1.73              | 4.29          | 1.50           |  |
| 6       | ...          | ...            | 0.23                | 0.11           | 1.72              | ...           | 1.50           |  |

|         | 시 장 금 리       |              |                   |                  | Money Market Rate |                 |               |  |
|---------|---------------|--------------|-------------------|------------------|-------------------|-----------------|---------------|--|
|         | 미 국<br>U.S.A. | 스페인<br>Spain | 싱가포르<br>Singapore | 아이슬란드<br>Iceland | 체 코<br>Czechia    | 태 국<br>Thailand | 폴란드<br>Poland |  |
| 2015    | 0.13          | -0.08        | 0.50              | 5.00             | 0.31              | 1.59            | 1.66          |  |
| 2016    | 0.40          | -0.21        | 0.28              | 5.47             | 0.29              | 1.45            | 1.55          |  |
| 2017    | 1.00          | -0.29        | 0.69              | 4.48             | 0.42              | 1.45            | 1.58          |  |
| 2018    | 1.83          | ...          | 1.27              | 4.09             | 1.32              | 1.46            | 1.53          |  |
| 2019    | 2.16          | -0.36        | 1.79              | 3.59             | 2.12              | 1.56            | 1.56          |  |
| 2020    | 0.38          | -0.36        | 0.45              | 1.21             | 0.77              | 0.62            | 0.49          |  |
| 2020. 1 | 1.55          | -0.08        | 1.65              | 2.80             | 2.16              | 1.20            | 1.42          |  |
| 2       | 1.58          | -0.16        | 1.26              | 2.55             | 2.38              | 0.98            | 1.51          |  |
| 3       | 0.65          | -0.38        | 0.27              | 1.55             | 1.03              | 0.87            | 1.22          |  |
| 4       | 0.05          | -0.43        | 0.09              | 1.55             | 0.90              | 0.70            | 0.67          |  |
| 5       | 0.05          | -0.42        | 0.12              | 0.79             | 0.34              | 0.58            | 0.36          |  |
| 6       | 0.08          | -0.42        | 0.16              | 0.80             | 0.34              | 0.45            | 0.14          |  |
| 7       | 0.09          | -0.47        | 0.10              | 0.80             | 0.34              | 0.45            | 0.10          |  |
| 8       | 0.10          | -0.49        | 0.21              | 0.84             | 0.34              | 0.45            | 0.10          |  |
| 9       | 0.09          | -0.47        | 0.08              | 0.81             | 0.35              | 0.45            | 0.09          |  |
| 10      | 0.09          | -0.42        | 0.31              | 0.81             | 0.35              | 0.45            | 0.10          |  |
| 11      | 0.09          | ...          | 0.18              | 0.63             | 0.35              | 0.45            | 0.10          |  |
| 12      | 0.09          | -0.28        | 0.94              | 0.65             | 0.36              | 0.45            | 0.09          |  |
| 2021. 1 | 0.09          | -0.50        | 0.24              | 0.65             | 0.36              | 0.45            | 0.09          |  |
| 2       | 0.08          | ...          | 0.26              | 0.65             | 0.36              | 0.45            | 0.09          |  |
| 3       | 0.07          | ...          | 0.23              | 0.65             | 0.36              | 0.45            | 0.10          |  |
| 4       | 0.07          | ...          | 0.25              | 0.63             | 0.36              | 0.45            | 0.10          |  |
| 5       | 0.06          | ...          | 0.15              | 0.88             | 0.40              | 0.45            | 0.10          |  |
| 6       | 0.08          | ...          | ...               | 0.88             | 0.66              | 0.46            | 0.10          |  |

## 9. 정책금리

### Central Bank Policy Rate

단위: 연리 %

In percent per annum

|         | 한 국<br>Korea | 나이지리아<br>Nigeria | 남아프리카공화국<br>South Africa | 네 팔<br>Nepal | 뉴질랜드<br>New Zealand | 루마니아<br>Romania | 러시아<br>Russia | 멕시코<br>Mexico |
|---------|--------------|------------------|--------------------------|--------------|---------------------|-----------------|---------------|---------------|
| 2015    | 1.50         | 11.00            | 6.25                     | 7.00         | 2.50                | 1.75            | 11.00         | 3.25          |
| 2016    | 1.25         | 14.00            | 7.00                     | 7.00         | 1.75                | 1.75            | 10.00         | 5.75          |
| 2017    | 1.50         | 14.00            | 6.75                     | 7.00         | 1.75                | 1.75            | 7.75          | 7.25          |
| 2018    | 1.75         | 14.00            | 6.75                     | 6.50         | 1.75                | 2.50            | 7.75          | 8.25          |
| 2019    | 1.25         | 13.50            | 6.50                     | 6.00         | 1.00                | 2.50            | 6.25          | 7.25          |
| 2020    | 0.50         | 11.50            | 3.50                     | 5.00         | 0.25                | 1.50            | 4.25          | 4.25          |
| 2020. 1 | 1.25         | 13.50            | 6.25                     | 6.00         | 1.00                | 2.50            | 6.25          | 7.25          |
| 2       | 1.25         | 13.50            | 6.25                     | 6.00         | 1.00                | 2.50            | 6.00          | 7.00          |
| 3       | 0.75         | 13.50            | 5.25                     | 6.00         | 0.25                | 2.00            | 6.00          | 6.50          |
| 4       | 0.75         | 13.50            | 4.25                     | 6.00         | 0.25                | 2.00            | 5.50          | 6.00          |
| 5       | 0.50         | 12.50            | 3.75                     | 5.00         | 0.25                | 2.00            | 5.50          | 5.50          |
| 6       | 0.50         | 12.50            | 3.75                     | 5.00         | 0.25                | 1.75            | 4.50          | 5.00          |
| 7       | 0.50         | 12.50            | 3.50                     | 5.00         | 0.25                | 1.75            | 4.25          | 5.00          |
| 8       | 0.50         | 12.50            | 3.50                     | 5.00         | 0.25                | 1.50            | 4.25          | 4.50          |
| 9       | 0.50         | 11.50            | 3.50                     | 5.00         | 0.25                | 1.50            | 4.25          | 4.25          |
| 10      | 0.50         | 11.50            | 3.50                     | 5.00         | 0.25                | 1.50            | 4.25          | 4.25          |
| 11      | 0.50         | 11.50            | 3.50                     | 5.00         | 0.25                | 1.50            | 4.25          | 4.25          |
| 12      | 0.50         | 11.50            | 3.50                     | 5.00         | 0.25                | 1.50            | 4.25          | 4.25          |
| 2021. 1 | 0.50         | 11.50            | 3.50                     | 5.00         | 0.25                | 1.25            | 4.25          | 4.25          |
| 2       | 0.50         | 11.50            | 3.50                     | 5.00         | 0.25                | 1.25            | 4.25          | 4.00          |
| 3       | 0.50         | 11.50            | 3.50                     | 5.00         | 0.25                | 1.25            | 4.50          | 4.00          |
| 4       | 0.50         | ...              | 3.50                     | 5.00         | 0.25                | 1.25            | 5.00          | 4.00          |
| 5       | 0.50         | ...              | 3.50                     | 5.00         | 0.25                | 1.25            | 5.00          | 4.00          |
| 6       | 0.50         | ...              | 3.50                     | ...          | 0.25                | 1.25            | 5.50          | ...           |

|         | 미 국<br>U.S.A. | 브라질<br>Brazil | 스위스<br>Switzerland | 오스트레일리아<br>Australia | 체 코<br>Czechia | 칠 레<br>Chile | 캐나다<br>Canada | 필리핀<br>Philippines |
|---------|---------------|---------------|--------------------|----------------------|----------------|--------------|---------------|--------------------|
| 2015    | 0.38          | 14.25         | -0.25              | 2.00                 | 0.05           | 3.50         | 0.50          | 4.00               |
| 2016    | 0.63          | 13.75         | -0.25              | 1.50                 | 0.05           | 3.50         | 0.50          | 3.00               |
| 2017    | 1.38          | 7.00          | -0.25              | 1.50                 | 0.50           | 2.50         | 1.00          | 3.00               |
| 2018    | 2.38          | 6.50          | -0.25              | 1.50                 | 1.75           | 2.75         | 1.75          | 4.75               |
| 2019    | 1.63          | 4.50          | ...                | 0.75                 | 2.00           | 1.75         | 1.75          | 4.00               |
| 2020    | 0.13          | 2.00          | ...                | 0.10                 | 0.25           | 0.50         | 0.25          | 2.00               |
| 2020. 1 | 1.63          | 4.50          | ...                | 0.75                 | 2.00           | 1.75         | 1.75          | 4.00               |
| 2       | 1.63          | 4.25          | ...                | 0.75                 | 2.25           | 1.75         | 1.75          | 3.75               |
| 3       | 0.13          | 3.75          | ...                | 0.25                 | 1.00           | 1.00         | 0.25          | 3.25               |
| 4       | 0.13          | 3.75          | ...                | 0.25                 | 1.00           | 0.50         | 0.25          | 2.75               |
| 5       | 0.13          | 3.00          | ...                | 0.25                 | 0.25           | 0.50         | 0.25          | 2.75               |
| 6       | 0.13          | 2.25          | ...                | 0.25                 | 0.25           | 0.50         | 0.25          | 2.25               |
| 7       | 0.13          | 2.25          | ...                | 0.25                 | 0.25           | 0.50         | 0.25          | 2.25               |
| 8       | 0.13          | 2.00          | ...                | 0.25                 | 0.25           | 0.50         | 0.25          | 2.25               |
| 9       | 0.13          | 2.00          | ...                | 0.25                 | 0.25           | 0.50         | 0.25          | 2.25               |
| 10      | 0.13          | 2.00          | ...                | 0.25                 | 0.25           | 0.50         | 0.25          | 2.25               |
| 11      | 0.13          | 2.00          | ...                | 0.10                 | 0.25           | 0.50         | 0.25          | 2.00               |
| 12      | 0.13          | 2.00          | ...                | 0.10                 | 0.25           | 0.50         | 0.25          | 2.00               |
| 2021. 1 | 0.13          | 2.00          | ...                | 0.10                 | 0.25           | 0.50         | 0.25          | 2.00               |
| 2       | 0.13          | 2.00          | ...                | 0.10                 | 0.25           | 0.50         | 0.25          | 2.00               |
| 3       | 0.13          | 2.75          | ...                | 0.10                 | 0.25           | 0.50         | 0.25          | 2.00               |
| 4       | 0.13          | 2.75          | ...                | 0.10                 | 0.25           | 0.50         | 0.25          | 2.00               |
| 5       | 0.13          | 3.50          | ...                | 0.10                 | 0.25           | 0.50         | 0.25          | 2.00               |
| 6       | ...           | 4.25          | ...                | 0.10                 | 0.50           | ...          | ...           | 2.00               |

자료: IMF 『International Financial Statistics』

## 10. 정부채권수익률 Government Bond Yield

단위: 연리 %

In percent per annum

|         | 한 국 <sup>1)</sup><br>Korea | 그리스<br>Greece | 노르웨이<br>Norway | 뉴질랜드<br>New Zealand | 덴마크<br>Denmark | 러시아<br>Russia | 말레이시아<br>Malaysia | 멕시코<br>Mexico | 미 국<br>U.S.A. |
|---------|----------------------------|---------------|----------------|---------------------|----------------|---------------|-------------------|---------------|---------------|
| 2015    | 1.79                       | 9.81          | 0.97           | 3.01                | 0.69           | ...           | 3.67              | 5.99          | 2.14          |
| 2016    | 1.44                       | 8.36          | 0.84           | 2.26                | 0.32           | ...           | 3.45              | 6.19          | 1.84          |
| 2017    | 1.80                       | 5.98          | 1.07           | 2.49                | 0.52           | 7.96          | 3.64              | 7.25          | 2.33          |
| 2018    | 2.10                       | 4.19          | 1.44           | 2.19                | 0.46           | 8.19          | 3.75              | 7.93          | 2.91          |
| 2019    | 1.53                       | 2.59          | 1.29           | 1.31                | -0.18          | 7.70          | 3.43              | 7.67          | 2.14          |
| 2020    | 0.99                       | 1.27          | 0.56           | 0.46                | -0.36          | 6.58          | 2.42              | 6.25          | 0.89          |
| 2020. 1 | 1.37                       | 1.34          | 1.31           | 1.21                | -0.25          | 6.53          | 2.95              | 6.85          | 1.76          |
| 2       | 1.25                       | 1.07          | 1.26           | 1.07                | -0.41          | 6.84          | 2.67              | 6.47          | 1.50          |
| 3       | 1.09                       | 1.97          | 0.66           | 0.77                | -0.41          | 6.97          | 3.10              | ...           | 0.87          |
| 4       | 1.02                       | 2.05          | 0.42           | 0.53                | -0.21          | 6.42          | 2.53              | 7.37          | 0.66          |
| 5       | 0.88                       | 1.93          | 0.16           | 0.24                | -0.29          | 6.03          | 2.48              | 6.06          | 0.67          |
| 6       | 0.85                       | 1.32          | 0.36           | 0.43                | -0.26          | 6.44          | 2.47              | ...           | 0.73          |
| 7       | 0.83                       | 1.14          | 0.31           | 0.42                | -0.34          | 6.47          | 2.12              | 5.81          | 0.62          |
| 8       | 0.83                       | 1.08          | 0.40           | 0.25                | -0.36          | 6.66          | 2.11              | 5.77          | 0.65          |
| 9       | 0.91                       | 1.08          | 0.35           | 0.02                | -0.38          | 6.74          | 2.25              | 5.68          | 0.68          |
| 10      | 0.91                       | 0.90          | 0.38           | 0.03                | -0.46          | 6.75          | 2.05              | ...           | 0.79          |
| 11      | 0.97                       | 0.75          | 0.48           | 0.21                | -0.46          | 6.54          | 2.20              | 6.07          | 0.87          |
| 12      | 0.97                       | 0.63          | 0.58           | 0.34                | -0.47          | 6.62          | 2.12              | 5.67          | 0.93          |
| 2021. 1 | 0.98                       | 0.65          | 0.67           | 0.39                | -0.44          | 6.93          | 2.07              | 5.61          | 1.08          |
| 2       | 1.00                       | 0.81          | 0.83           | 0.75                | -0.28          | 7.30          | 2.37              | ...           | 1.26          |
| 3       | 1.13                       | 0.91          | 1.03           | 1.03                | -0.03          | 7.38          | 2.66              | 6.25          | 1.61          |
| 4       | 1.14                       | 0.88          | 0.99           | 0.88                | ...            | 7.39          | 2.58              | 6.68          | 1.64          |
| 5       | 1.13                       | 0.99          | 1.06           | 1.03                | 0.06           | 7.43          | 2.60              | ...           | 1.62          |
| 6       | 1.30                       | 0.81          | ...            | 1.03                | 0.20           | 7.26          | 2.55              | ...           | 1.52          |

|         | 스위스<br>Switzerland | 스페인<br>Spain | 싱가포르<br>Singapore | 아이슬란드<br>Iceland | 영 국<br>U.K. | 오스트레일리아<br>Australia | 이탈리아<br>Italy | 체 코<br>Czechia | 폴란드<br>Poland |
|---------|--------------------|--------------|-------------------|------------------|-------------|----------------------|---------------|----------------|---------------|
| 2015    | -0.07              | 1.74         | 2.44              | 2.66             | 1.90        | 2.71                 | 1.71          | 0.57           | 2.70          |
| 2016    | -0.36              | 1.39         | 2.05              | 2.78             | 1.31        | 2.33                 | 1.49          | 0.43           | 3.04          |
| 2017    | -0.07              | 1.56         | 2.16              | 2.22             | 1.28        | 2.64                 | 2.11          | 0.98           | 3.42          |
| 2018    | 0.03               | 1.42         | 2.40              | 1.84             | 1.31        | 2.68                 | 2.61          | 1.98           | 3.20          |
| 2019    | -0.49              | 0.66         | 1.95              | 1.09             | 0.83        | 1.48                 | 1.95          | 1.55           | 2.35          |
| 2020    | -0.53              | 0.38         | 1.02              | 0.34             | 0.32        | ...                  | 1.17          | 1.13           | 1.50          |
| 2020. 1 | -0.70              | 0.41         | 1.61              | 0.96             | 0.72        | ...                  | 1.27          | 1.62           | 2.23          |
| 2       | -0.83              | 0.27         | 1.38              | 0.40             | 0.63        | ...                  | 0.96          | 1.47           | 2.09          |
| 3       | -0.37              | 0.52         | 1.29              | 0.36             | 0.46        | ...                  | 1.55          | 1.28           | 1.80          |
| 4       | -0.49              | 0.82         | 0.90              | 0.17             | 0.36        | ...                  | 1.80          | 1.28           | 1.46          |
| 5       | -0.47              | 0.74         | 0.83              | 0.09             | 0.27        | ...                  | 1.76          | 0.92           | 1.35          |
| 6       | -0.44              | 0.51         | 0.90              | 0.13             | 0.28        | ...                  | 1.46          | 0.86           | 1.31          |
| 7       | -0.53              | 0.37         | 0.86              | 0.05             | 0.21        | ...                  | 1.20          | 0.86           | 1.33          |
| 8       | -0.41              | 0.29         | 1.01              | -0.04            | 0.27        | ...                  | 1.03          | 0.95           | 1.32          |
| 9       | -0.50              | 0.27         | 0.87              | 0.01             | 0.27        | ...                  | 0.98          | 0.98           | 1.35          |
| 10      | -0.52              | 0.17         | 0.81              | 0.37             | 0.31        | ...                  | 0.77          | 0.94           | 1.26          |
| 11      | -0.51              | 0.09         | 0.88              | 0.79             | 0.38        | ...                  | 0.66          | 1.12           | 1.20          |
| 12      | -0.53              | 0.04         | 0.84              | 0.80             | 0.32        | ...                  | 0.58          | 1.26           | 1.29          |
| 2021. 1 | -0.45              | 0.08         | 1.00              | 0.91             | 0.37        | ...                  | 0.62          | 1.28           | 1.19          |
| 2       | -0.23              | 0.23         | 1.33              | 1.03             | 0.62        | ...                  | 0.59          | 1.49           | 1.31          |
| 3       | -0.27              | 0.31         | 1.74              | 0.87             | 0.85        | ...                  | 0.70          | 1.87           | 1.52          |
| 4       | -0.21              | 0.37         | 1.59              | 0.84             | 0.85        | ...                  | 0.80          | 1.86           | 1.55          |
| 5       | -0.13              | 0.52         | 1.48              | 0.87             | 0.91        | ...                  | 0.98          | 1.74           | 1.82          |
| 6       | -0.20              | 0.45         | ...               | 0.82             | 0.85        | ...                  | 0.88          | 1.67           | 1.78          |

주: 1) 장외거래 수익률, 국고채권(3년물)의 월평균 수익률

자료: 한국은행 『조사통계월보』, IMF 『International Financial Statistics』

## 11. 주가지수

### Share Prices Index

단위: 기간평균, 2015=100

In period averages, 2015=100

|         | 한 국<br>Korea | 그리스<br>Greece | 네덜란드<br>Netherlands | 노르웨이<br>Norway | 뉴질랜드<br>New Zealand | 덴마크<br>Denmark | 독 일<br>Germany | 라트비아<br>Latvia |
|---------|--------------|---------------|---------------------|----------------|---------------------|----------------|----------------|----------------|
| 2015    | 100.0        | 100.0         | 100.0               | 100.0          | 100.0               | 100.0          | 100.0          | 100.0          |
| 2016    | 98.7         | 77.9          | 94.8                | 100.0          | 113.1               | 99.2           | 91.9           | 137.5          |
| 2017    | 114.8        | 100.1         | 110.5               | 122.2          | 121.3               | 108.8          | 109.5          | 189.2          |
| 2018    | 115.7        | 100.9         | 112.7               | 146.9          | 134.9               | 111.3          | 107.9          | 211.1          |
| 2019    | 104.8        | 107.8         | 115.1               | 147.7          | 152.9               | 115.5          | 102.5          | 213.0          |
| 2020    | 110.4        | 93.0          | 112.7               | 139.1          | 166.8               | 138.0          | 101.9          | 221.3          |
| 2020. 2 | 107.8        | 119.3         | 122.5               | 151.5          | 171.4               | 135.1          | 111.2          | 219.9          |
| 3       | 88.8         | 79.8          | 94.9                | 117.5          | 146.3               | 113.2          | 83.9           | 195.0          |
| 4       | 92.2         | 81.3          | 99.2                | 122.3          | 148.2               | 120.9          | 87.0           | 205.7          |
| 5       | 97.5         | 82.9          | 104.1               | 128.3          | 155.0               | 128.5          | 92.1           | 214.2          |
| 6       | 106.1        | 89.5          | 111.8               | 135.1          | 161.2               | 134.8          | 101.5          | 218.0          |
| 7       | 109.2        | 86.3          | 114.8               | 136.2          | 167.3               | 141.0          | 104.4          | 221.4          |
| 8       | 117.0        | 85.6          | 112.7               | 142.2          | 170.0               | 143.4          | 105.5          | 225.9          |
| 9       | 117.8        | 86.2          | 110.8               | 140.3          | 169.9               | 144.3          | 105.9          | 233.0          |
| 10      | 117.2        | 83.7          | 112.4               | 139.8          | 176.3               | 151.2          | 103.8          | 234.9          |
| 11      | 124.5        | 90.1          | 120.3               | 145.1          | 180.2               | 154.1          | 105.5          | 234.5          |
| 12      | 137.4        | 106.4         | 125.8               | 153.7          | 185.0               | 159.1          | 110.6          | 236.0          |
| 2021. 1 | 153.1        | 106.9         | 131.1               | 161.0          | 189.9               | 165.5          | 114.5          | 243.4          |
| 2       | 153.8        | 104.7         | 135.4               | 163.3          | 182.7               | 163.8          | 116.2          | 245.2          |
| 3       | 150.7        | 113.5         | 136.7               | 172.4          | 177.3               | 161.2          | 119.0          | 234.6          |
| 4       | 157.4        | 120.6         | 143.0               | 174.2          | 180.3               | 169.9          | 124.1          | 236.7          |
| 5       | 157.5        | 120.8         | 141.9               | 176.1          | 178.7               | 173.7          | 122.9          | 240.3          |
| 6       | 162.0        | 122.7         | 145.7               | 183.0          | 179.1               | 180.1          | 125.8          | 252.2          |
| 7       | 161.8        | 117.5         | 147.0               | 182.3          | 181.1               | 188.0          | 125.7          | 258.1          |

|         | 러시아<br>Russia | 룩셈부르크<br>Luxembourg | 리투아니아<br>Lithuania | 멕시코<br>Mexico | 미 국<br>U.S.A. | 벨기에<br>Belgium | 브라질<br>Brazil | 스웨덴<br>Sweden |
|---------|---------------|---------------------|--------------------|---------------|---------------|----------------|---------------|---------------|
| 2015    | 100.0         | 100.0               | 100.0              | 100.0         | 100.0         | 100.0          | 100.0         | 100.0         |
| 2016    | 114.7         | 87.4                | 107.2              | 103.8         | 97.2          | 95.2           | 106.7         | 95.4          |
| 2017    | 121.2         | 100.6               | 125.2              | 111.6         | 110.9         | 101.5          | 136.8         | 110.3         |
| 2018    | 137.3         | 99.6                | 140.7              | 107.4         | 118.4         | 96.6           | 164.1         | 110.9         |
| 2019    | 159.6         | 77.7                | 139.4              | 98.0          | 120.5         | 92.7           | 202.4         | 117.8         |
| 2020    | 170.7         | 59.9                | 151.5              | 89.1          | 118.4         | 77.9           | 198.5         | 130.3         |
| 2020. 2 | 182.0         | 75.3                | 151.2              | 100.8         | 128.7         | 93.9           | 227.5         | 136.4         |
| 3       | 146.9         | 51.2                | 130.7              | 85.4          | 100.5         | 68.5           | 163.8         | 107.4         |
| 4       | 153.7         | 49.6                | 135.5              | 78.7          | 101.8         | 68.6           | 156.0         | 110.6         |
| 5       | 159.1         | 49.8                | 144.5              | 83.1          | 105.7         | 69.1           | 163.5         | 116.1         |
| 6       | 164.3         | 53.4                | 150.4              | 86.5          | 113.2         | 76.0           | 189.8         | 125.1         |
| 7       | 167.4         | 53.2                | 155.3              | 84.7          | 115.1         | 75.8           | 203.6         | 131.1         |
| 8       | 178.7         | 53.7                | 158.8              | 87.1          | 120.6         | 76.0           | 204.3         | 134.7         |
| 9       | 173.6         | 55.6                | 161.4              | 83.2          | 119.7         | 75.1           | 198.3         | 137.7         |
| 10      | 166.9         | 59.0                | 160.5              | 86.1          | 121.5         | 72.9           | 196.7         | 139.7         |
| 11      | 178.4         | 66.5                | 156.3              | 92.3          | 128.2         | 79.0           | 210.4         | 143.9         |
| 12      | 192.1         | 77.0                | 163.5              | 99.3          | 134.6         | 83.3           | 233.0         | 147.2         |
| 2021. 1 | 202.1         | 80.1                | 176.7              | 103.1         | 138.8         | 84.3           | 240.8         | 152.9         |
| 2       | 202.3         | 81.0                | 175.8              | 101.3         | 142.3         | 84.5           | 236.4         | 157.5         |
| 3       | 206.7         | 88.5                | 175.5              | 107.2         | 145.0         | 87.0           | 228.8         | 165.5         |
| 4       | 211.0         | 95.7                | 179.7              | 109.9         | 150.3         | 88.8           | 239.3         | 174.1         |
| 5       | 217.4         | 98.6                | 186.6              | 112.4         | 153.5         | 91.7           | 245.5         | 174.1         |
| 6       | 226.8         | 99.2                | 190.3              | 115.3         | 155.2         | 94.1           | 259.2         | 178.3         |
| 7       | 225.9         | 101.0               | 196.5              | 114.2         | 154.8         | 91.9           | 253.1         | 186.0         |

자료: OECD 『Main Economic Indicators』

## 11. 주가지수(계속)

### Share Prices Index (Cont'd)

단위: 기간평균, 2015=100

In period averages, 2015=100

|         | 스위스<br>Switzerland | 스페인<br>Spain | 슬로바키아<br>Slovakia | 슬로베니아<br>Slovenia | 아이슬란드<br>Iceland | 아일랜드<br>Ireland |
|---------|--------------------|--------------|-------------------|-------------------|------------------|-----------------|
| 2015    | 100.0              | 100.0        | 100.0             | 100.0             | 100.0            | 100.0           |
| 2016    | 92.3               | 81.4         | 121.5             | 95.0              | 111.2            | 99.0            |
| 2017    | 103.9              | 95.7         | 122.5             | 105.5             | 115.9            | 109.2           |
| 2018    | 104.9              | 89.8         | 128.8             | 112.9             | 114.7            | 106.5           |
| 2019    | 114.2              | 85.4         | 132.7             | 116.4             | 123.1            | 101.0           |
| 2020    | 118.5              | 69.8         | 132.5             | 114.7             | 132.6            | 102.4           |
| 2020. 2 | 127.1              | 89.1         | 136.4             | 129.2             | 132.2            | 113.7           |
| 3       | 106.1              | 66.0         | 129.7             | 104.4             | 111.9            | 85.7            |
| 4       | 111.4              | 62.4         | 125.4             | 104.2             | 117.5            | 83.9            |
| 5       | 113.5              | 62.0         | 131.4             | 108.7             | 123.7            | 89.5            |
| 6       | 117.1              | 67.9         | 138.0             | 115.2             | 129.6            | 98.0            |
| 7       | 119.5              | 67.1         | 128.4             | 114.8             | 131.7            | 99.1            |
| 8       | 119.1              | 64.6         | 128.5             | 114.3             | 131.9            | 102.8           |
| 9       | 120.7              | 62.7         | 136.8             | 113.2             | 133.5            | 102.6           |
| 10      | 118.3              | 62.0         | 135.0             | 111.0             | 138.3            | 105.2           |
| 11      | 121.2              | 70.1         | 132.9             | 113.5             | 147.3            | 113.6           |
| 12      | 121.9              | 75.0         | 133.2             | 119.8             | 158.3            | 119.4           |
| 2021. 1 | 126.1              | 75.4         | 135.7             | 125.4             | 171.7            | 119.9           |
| 2       | 125.8              | 75.2         | 136.8             | 126.8             | 184.2            | 118.2           |
| 3       | 127.9              | 78.5         | 141.4             | 132.2             | 181.3            | 127.6           |
| 4       | 131.3              | 79.6         | 141.8             | 138.5             | 189.0            | 130.4           |
| 5       | 131.2              | 83.5         | 142.6             | 146.8             | 192.0            | 131.4           |
| 6       | 138.9              | 83.6         | 141.8             | 152.6             | 193.5            | 133.1           |
| 7       | 141.1              | 79.7         | 141.4             | 152.9             | 206.6            | 132.1           |

|         | 에스토니아<br>Estonia | 영국<br>U.K. | 오스트레일리아<br>Australia | 오스트리아<br>Austria | 이스라엘<br>Israel | 이탈리아<br>Italy |
|---------|------------------|------------|----------------------|------------------|----------------|---------------|
| 2015    | 100.0            | 100.0      | 100.0                | 100.0            | 100.0          | 100.0         |
| 2016    | 113.8            | 98.1       | 96.1                 | 97.0             | 90.6           | 83.3          |
| 2017    | 135.7            | 111.9      | 105.6                | 129.8            | 85.8           | 101.3         |
| 2018    | 144.2            | 111.5      | 109.2                | 139.4            | 88.7           | 103.9         |
| 2019    | 144.3            | 110.4      | 117.3                | 130.1            | 91.3           | 104.0         |
| 2020    | 139.9            | 95.2       | 111.2                | 106.2            | 88.2           | 97.4          |
| 2020. 2 | 156.3            | 110.9      | 127.1                | 131.2            | 99.8           | 115.9         |
| 3       | 128.5            | 87.1       | 98.8                 | 95.5             | 77.3           | 85.3          |
| 4       | 124.3            | 87.0       | 96.9                 | 94.7             | 81.3           | 84.5          |
| 5       | 133.3            | 90.3       | 100.2                | 98.0             | 85.7           | 85.8          |
| 6       | 138.9            | 94.7       | 108.0                | 102.7            | 84.8           | 94.6          |
| 7       | 143.2            | 93.5       | 109.5                | 101.0            | 84.1           | 96.7          |
| 8       | 137.7            | 92.0       | 110.9                | 99.5             | 88.1           | 96.4          |
| 9       | 136.0            | 90.0       | 107.8                | 98.1             | 84.1           | 94.9          |
| 10      | 135.9            | 88.7       | 110.7                | 96.6             | 86.8           | 93.3          |
| 11      | 140.0            | 94.4       | 116.7                | 105.6            | 91.4           | 101.2         |
| 12      | 152.6            | 98.8       | 121.2                | 116.9            | 95.1           | 106.2         |
| 2021. 1 | 164.6            | 101.4      | 122.3                | 127.0            | 101.5          | 107.8         |
| 2       | 168.5            | 99.8       | 124.1                | 129.5            | 102.4          | 111.2         |
| 3       | 171.5            | 101.8      | 123.2                | 133.5            | 101.7          | 115.6         |
| 4       | 184.8            | 104.7      | 127.3                | 137.2            | 105.5          | 119.0         |
| 5       | 187.7            | 106.5      | 128.7                | 144.4            | 108.7          | 120.0         |
| 6       | 191.2            | 107.6      | 132.9                | 149.0            | 109.9          | 124.4         |
| 7       | 196.6            | 106.9      | 133.6                | 146.8            | 108.7          | 121.4         |

## 11. 주가지수(계속)

### Share Prices Index (Cont'd)

단위: 기간평균, 2015=100

In period averages, 2015=100

|         | 인 도<br>India | 인도네시아<br>Indonesia | 일 본<br>Japan | 중 국<br>China | 체 코<br>Czechia | 칠 레<br>Chile | 캐나다<br>Canada |
|---------|--------------|--------------------|--------------|--------------|----------------|--------------|---------------|
| 2015    | 100.0        | 100.0              | 100.0        | 100.0        | 100.0          | 100.0        | 100.0         |
| 2016    | 96.4         | 102.4              | 87.4         | 81.2         | 88.5           | 104.8        | 97.9          |
| 2017    | 113.0        | 117.0              | 104.6        | 87.9         | 101.2          | 130.6        | 108.4         |
| 2018    | 129.4        | 124.0              | 111.5        | 79.7         | 109.1          | 145.2        | 109.7         |
| 2019    | 140.3        | 128.3              | 102.8        | 78.9         | 106.0          | 135.1        | 113.8         |
| 2020    | 138.3        | 106.7              | 102.9        | 84.4         | 93.5           | 106.5        | 111.8         |
| 2020. 2 | 148.9        | 119.3              | 107.8        | 79.2         | 108.4          | 120.9        | 122.4         |
| 3       | 118.5        | 96.7               | 89.0         | 77.2         | 84.0           | 95.6         | 95.9          |
| 4       | 112.2        | 93.8               | 91.2         | 76.1         | 83.7           | 100.1        | 98.2          |
| 5       | 114.7        | 93.6               | 95.4         | 77.5         | 88.3           | 100.6        | 103.9         |
| 6       | 125.2        | 100.2              | 102.2        | 79.7         | 93.2           | 105.8        | 108.0         |
| 7       | 135.4        | 103.2              | 100.7        | 89.0         | 93.4           | 108.8        | 111.1         |
| 8       | 140.2        | 106.6              | 102.7        | 91.3         | 90.9           | 106.3        | 115.5         |
| 9       | 140.3        | 103.2              | 105.3        | 89.0         | 88.8           | 99.7         | 113.2         |
| 10      | 146.4        | 103.5              | 105.0        | 88.7         | 86.6           | 98.5         | 113.3         |
| 11      | 157.4        | 111.7              | 110.2        | 90.5         | 92.2           | 105.0        | 116.8         |
| 12      | 169.0        | 121.8              | 114.9        | 92.0         | 99.6           | 110.2        | 122.3         |
| 2021. 1 | 177.5        | 127.0              | 118.7        | 96.4         | 105.7          | 119.9        | 124.2         |
| 2       | 185.6        | 126.3              | 123.4        | 97.3         | 105.8          | 121.3        | 127.3         |
| 3       | 183.2        | 127.4              | 125.6        | 93.2         | 108.1          | 129.1        | 130.1         |
| 4       | 178.6        | 122.5              | 125.1        | 93.5         | 109.9          | 129.9        | 133.6         |
| 5       | 181.9        | 119.9              | 122.9        | 94.7         | 113.4          | 116.5        | 135.6         |
| 6       | 191.5        | 123.0              | 125.9        | 96.8         | 117.3          | 115.0        | 140.2         |
| 7       | 192.5        | 123.3              | 124.4        | 95.1         | 117.9          | 112.3        | 140.6         |

|         | 콜롬비아<br>Colombia | 터 키<br>Turkey | 포르투갈<br>Portugal | 폴란드<br>Poland | 프랑스<br>France | 핀란드<br>Finland | 헝가리<br>Hungary |
|---------|------------------|---------------|------------------|---------------|---------------|----------------|----------------|
| 2015    | 100.0            | 100.0         | 100.0            | 100.0         | 100.0         | 100.0          | 100.0          |
| 2016    | 101.4            | 95.7          | 97.2             | 90.2          | 92.4          | 96.5           | 128.9          |
| 2017    | 110.9            | 122.7         | 111.9            | 117.2         | 108.9         | 111.2          | 169.6          |
| 2018    | 116.3            | 126.3         | 122.6            | 114.1         | 111.8         | 115.1          | 179.0          |
| 2019    | 120.6            | 123.1         | 125.4            | 112.7         | 113.7         | 111.2          | 197.1          |
| 2020    | 98.3             | 140.5         | 128.2            | 97.1          | 105.6         | 113.0          | 176.7          |
| 2020. 2 | 127.3            | 146.2         | 141.9            | 108.5         | 123.3         | 122.0          | 210.6          |
| 3       | 93.6             | 118.1         | 114.2            | 82.6          | 93.0          | 93.5           | 166.8          |
| 4       | 89.6             | 119.4         | 114.1            | 85.2          | 91.9          | 95.0           | 157.6          |
| 5       | 84.1             | 125.3         | 119.7            | 88.2          | 93.7          | 102.5          | 167.1          |
| 6       | 89.4             | 138.3         | 126.7            | 96.8          | 102.9         | 110.1          | 176.8          |
| 7       | 89.4             | 145.2         | 129.8            | 98.5          | 103.7         | 110.8          | 168.4          |
| 8       | 91.1             | 135.8         | 127.8            | 100.3         | 103.4         | 116.4          | 170.3          |
| 9       | 93.9             | 136.8         | 124.3            | 95.8          | 102.9         | 118.2          | 160.8          |
| 10      | 90.7             | 144.6         | 126.5            | 92.4          | 101.3         | 119.5          | 158.3          |
| 11      | 94.8             | 156.7         | 131.7            | 97.9          | 111.2         | 122.8          | 177.2          |
| 12      | 107.6            | 172.2         | 144.4            | 107.0         | 115.7         | 126.8          | 194.4          |
| 2021. 1 | 110.9            | 189.1         | 156.5            | 111.6         | 117.0         | 131.8          | 208.2          |
| 2       | 105.8            | 189.5         | 145.7            | 110.9         | 119.2         | 133.6          | 208.9          |
| 3       | 103.9            | 185.0         | 141.5            | 111.8         | 124.1         | 134.6          | 209.0          |
| 4       | 101.5            | 172.6         | 149.3            | 114.6         | 129.0         | 138.9          | 206.3          |
| 5       | 96.8             | 178.1         | 152.0            | 121.0         | 131.6         | 141.7          | 215.1          |
| 6       | 97.5             | 176.0         | 151.0            | 128.0         | 135.7         | 146.1          | 229.3          |
| 7       | 98.4             | 169.5         | 153.0            | 128.9         | 134.6         | 150.9          | 226.6          |



## VIII. 무역 · 국제수지

### TRADE AND BALANCE OF PAYMENT

|                      |     |
|----------------------|-----|
| 1. 수출(F.O.B.) .....  | 118 |
| 2. 수입(C.I.F.) .....  | 120 |
| 3. 외환보유액(총보유액) ..... | 122 |
| 4. 외환보유액(금제외) .....  | 125 |
| 5. 환율 .....          | 128 |
| 6. 실질실효환율 .....      | 130 |
| 7. 경상수지 .....        | 132 |
| 8. 상품수지 .....        | 135 |
| 9. 서비스수지 .....       | 138 |

#### **VIII-1. 수출(F.O.B.)(Exports(Exports Free on Board))**

- 수출액은 통상 F.O.B.(Free on Board), 즉 본선인도가격을 기준으로 산출하는데, 이는 무역상품을 선적하여 매수자에게 인도할 때의 가격이므로 선적 이후에 발생할 수 있는 운임비, 보험료 등이 제외된 가격임(보통 수출할 때 가격조건임).

#### **VIII-2. 수입(C.I.F.)(Imports(Cost, Insurance and Freight))**

- 수입액은 통상 C.I.F.(Cost, Insurance and Freight), 즉 상품이 수입국에 도착하는 시점에서의 가격 개념을 적용하는데, 이는 운임비와 보험료를 포함한 매매계약 가격을 말함(보통 수입할 때 가격조건임).

#### **VIII-3. 외환보유액(총보유액)(Foreign Exchange Reserves(Total Reserves))**

- 대외지급준비금을 의미하며, 통화당국(정부 및 중앙은행)과 외국환은행이 보유하는 외화자산의 총액임.  
· 외환보유액 = 금 + 외환액 + IMF 『포지션』 + SDR

#### **VIII-5. 환율(Foreign Exchange Rates)**

- 미화 1달러당 자국 화폐의 기간(년, 월) 평균환율임.

#### **VIII-6. 실질실효환율(Real Effective Exchange Rates)**

- 통화의 대외가치는 환율변동 뿐만 아니라, 국가 간의 물가상승률의 차이에 의해서도 영향을 받게 되는데, 국가 간의 물가변동을 고려하지 않고 주요 교역상대국의 환율변동만을 종합적으로 고려한 환율을 명목실효환율이라고 하고 물가변동까지를 고려한 환율을 실질실효환율이라고 함. 다만, 실질실효환율은 국내에서는 공식적으로 공표되는 통계가 아니며 작성하는 기관에 따라서 사용하는 변수가 다를 수 있음. 따라서 IMF와 OECD의 공표자료도 작성기관에 따라 서로 상이할 수 있으므로 사용에 유의하여야 함.

#### **VIII-7. 경상수지(Current Balance)**

- 상품 수지, 서비스 수지, 소득 수지, 경상이전 수지를 합한 것으로, 재화 및 용역의 국가 간 이동이라는 실물면에서 본 수지 차의 개념임.

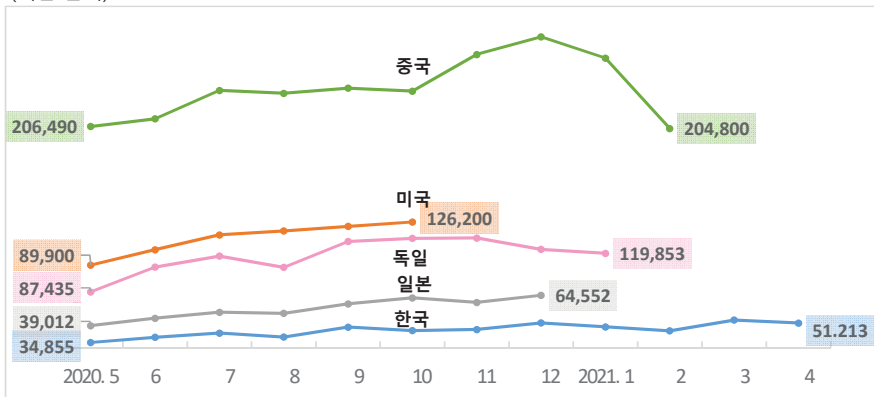
#### **VIII-8. 상품수지(Trade Balance)**

- 재화의 수출과 수입의 차이를 나타내는데 소유권 이전 기준으로 계상하며 수출·입 간의 형평을 고려하여 가격 산출 조건을 수출입 모두 F.O.B.(본선인도가격기준)로 평가함. 자국화폐자료를 기간평균환율로 나누어 계상한 수치임.

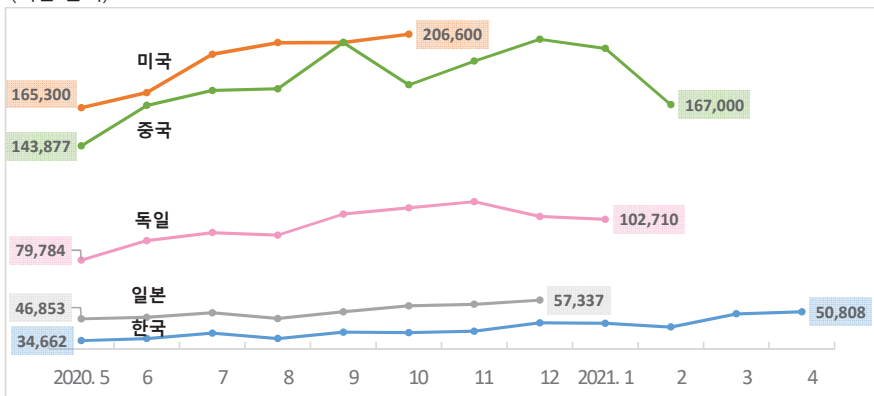
#### **VIII-9. 서비스수지(Services Balance)**

- 외국과의 용역거래 결과 벌어들인 돈과 지급한 돈의 수지 차를 말하며, 국제수지표에서 서비스거래는 운수, 여행, 통신서비스, 보험서비스, 특허권 등 사용료, 사업서비스, 정부서비스, 기타서비스로 구분함. 자국화폐를 기간 평균환율로 나누어 계상한 수치임.

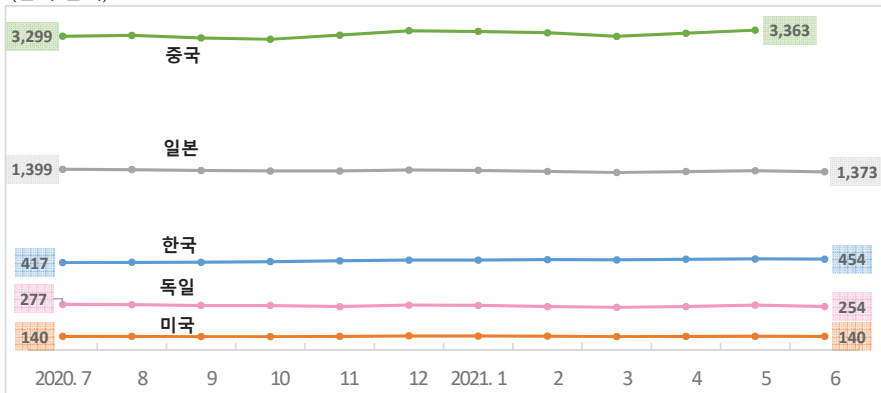
(백만 달러)



(백만 달러)

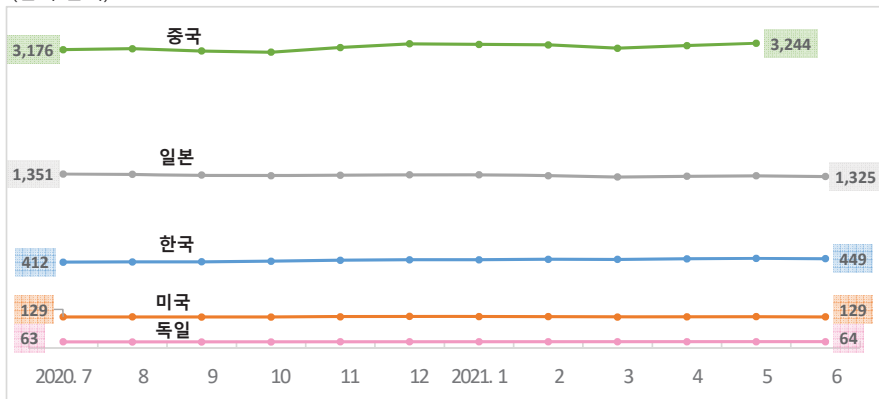


(십억 달러)



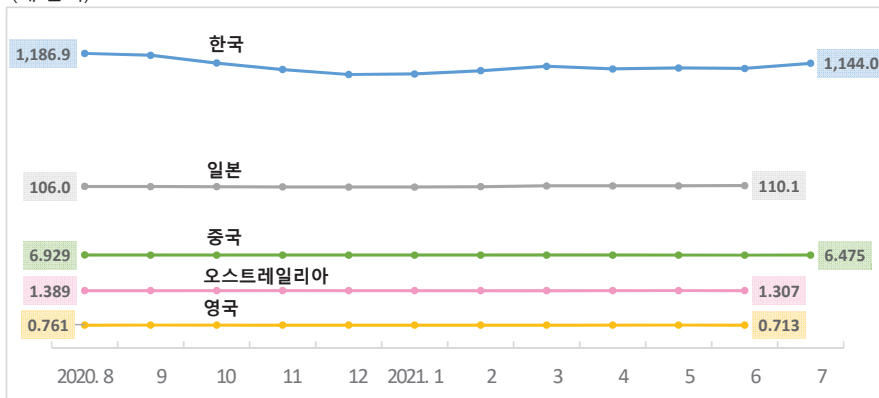
### 외환보유액(금제외)

(십억 달러)



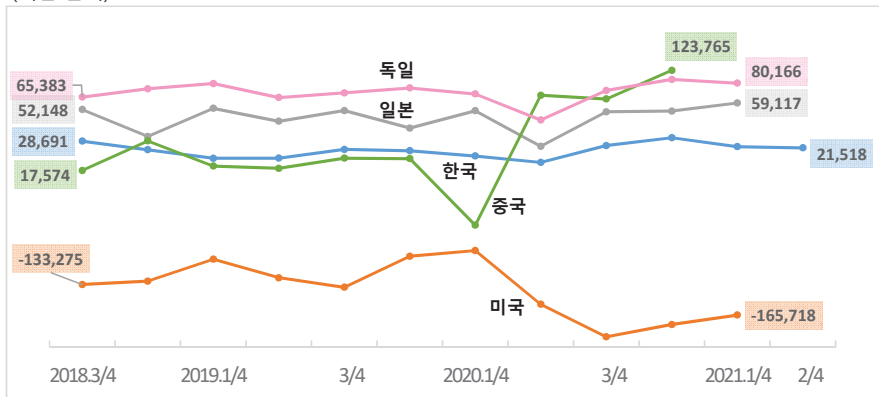
### 환율

(대 달러)



### 경상수지

(백만 달러)



# 1. 수출(F.O.B.)

## Exports (F.O.B.)

단위: 백만 달러

In million US\$

|          | 한 국<br>Korea | 그리스<br>Greece | 네덜란드<br>Netherlands | 노르웨이<br>Norway | 뉴질랜드<br>New Zealand | 덴마크<br>Denmark | 독 일<br>Germany | 룩셈부르크<br>Luxembourg |
|----------|--------------|---------------|---------------------|----------------|---------------------|----------------|----------------|---------------------|
| 2015     | 526,757      | 28,554        | 464,700             | 103,809        | 34,354              | 94,567         | 1,326,206      | 12,948              |
| 2016     | 495,426      | 28,151        | 468,172             | 89,507         | 33,740              | 94,731         | 1,334,343      | 13,179              |
| 2017     | 573,694      | 32,629        | 527,910             | 104,448        | 38,063              | 101,573        | 1,448,178      | 14,285              |
| 2018     | 604,860      | 39,501        | 587,895             | 123,036        | 39,673              | 108,524        | 1,560,537      | 15,701              |
| 2019     | 542,233      | 37,911        | 576,786             | 104,004        | 39,516              | 109,989        | 1,489,430      | 14,831              |
| 2020     | 512,498      | 35,170        | 551,303             | 82,743         | 38,897              | 107,227        | 1,380,378      | 13,646              |
| 2019. 11 | 44,041       | 3,028         | 48,422              | 9,410          | 3,338               | 9,692          | 125,297        | 1,169               |
| 12       | 45,668       | 3,232         | 46,955              | 9,450          | 3,621               | 8,200          | 109,150        | 1,010               |
| 2020. 1  | 43,103       | 3,169         | 48,035              | 8,520          | 3,091               | 9,555          | 118,707        | 1,176               |
| 2        | 40,912       | 2,894         | 45,050              | 7,934          | 3,127               | 8,761          | 119,314        | 1,136               |
| 3        | 46,167       | 2,743         | 47,580              | 6,590          | 3,517               | 9,225          | 120,665        | 1,126               |
| 4        | 36,270       | 2,301         | 36,713              | 4,877          | 3,177               | 7,490          | 82,191         | 846                 |
| 5        | 34,855       | 2,326         | 37,023              | 5,047          | 3,290               | 7,978          | 87,435         | 976                 |
| 6        | 39,214       | 2,896         | 44,173              | 5,947          | 3,276               | 8,930          | 108,255        | 1,147               |
| 7        | 42,785       | 3,349         | 46,043              | 6,595          | 3,289               | 8,882          | 117,542        | 1,206               |
| 8        | 39,469       | 2,455         | 42,276              | 6,567          | 2,897               | 8,349          | 108,084        | 1,024               |
| 9        | 47,820       | 3,043         | 49,591              | 6,490          | 2,675               | 10,074         | 129,836        | 1,299               |
| 10       | 44,819       | 3,190         | 51,848              | 7,600          | 3,182               | 9,421          | 132,432        | 1,295               |
| 11       | 45,752       | 3,127         | 51,162              | 7,856          | 3,561               | 9,441          | 132,742        | 1,249               |
| 12       | 51,332       | 3,675         | 51,809              | 8,720          | 3,815               | 9,122          | 123,175        | 1,167               |
| 2021. 1  | 48,011       | 3,068         | ...                 | 9,166          | 3,022               | 9,496          | 119,853        | 1,180               |
| 2        | 44,710       | 3,485         | ...                 | 9,762          | 3,261               | ...            | ...            | ...                 |
| 3        | 53,703       | ...           | ...                 | ...            | 4,058               | ...            | ...            | ...                 |
| 4        | 51,213       | ...           | ...                 | ...            | ...                 | ...            | ...            | ...                 |

|          | 멕시코<br>Mexico | 미 국<br>U. S. A. | 벨기에<br>Belgium | 브라질<br>Brazil | 스웨덴<br>Sweden | 스위스<br>Switzerland | 스페인<br>Spain | 슬로바키아<br>Slovakia |
|----------|---------------|-----------------|----------------|---------------|---------------|--------------------|--------------|-------------------|
| 2015     | 381,170       | 1,503,400       | 396,773        | 190,971       | 140,090       | 289,820            | 282,330      | 71,454            |
| 2016     | 373,175       | 1,451,500       | 398,391        | 185,232       | 138,849       | 302,849            | 287,213      | 73,245            |
| 2017     | 408,301       | 1,547,200       | 429,640        | 217,739       | 152,954       | 299,559            | 319,442      | 80,013            |
| 2018     | 449,221       | 1,665,700       | 468,638        | 239,264       | 166,766       | 310,836            | 345,315      | 90,678            |
| 2019     | 459,597       | 1,643,100       | 446,901        | 225,401       | 161,089       | 313,913            | 332,965      | 88,736            |
| 2020     | 416,235       | ...             | 419,910        | 209,891       | 154,297       | 319,226            | 306,752      | 83,272            |
| 2019. 11 | 37,461        | 136,200         | 36,225         | 17,738        | 12,897        | 26,152             | 27,730       | 7,986             |
| 12       | 38,531        | 136,900         | 33,863         | 18,505        | 13,161        | 22,909             | 25,968       | 6,423             |
| 2020. 1  | 33,534        | 136,400         | 37,819         | 14,492        | 13,063        | 27,025             | 26,493       | 7,333             |
| 2        | 36,661        | 137,700         | 36,161         | 15,584        | 12,843        | 23,705             | 26,787       | 7,134             |
| 3        | 38,645        | 127,600         | 36,421         | 18,349        | 12,717        | 28,331             | 25,849       | 7,004             |
| 4        | 23,234        | 95,700          | 26,807         | 17,613        | 10,740        | 24,231             | 16,589       | 4,412             |
| 5        | 17,866        | 89,900          | 27,941         | 17,528        | 11,232        | 24,851             | 19,269       | 4,756             |
| 6        | 33,017        | 102,900         | 34,484         | 17,517        | 11,944        | 25,598             | 26,232       | 6,487             |
| 7        | 35,428        | 115,300         | 34,172         | 19,455        | 12,592        | 27,636             | 27,248       | 6,521             |
| 8        | 36,813        | 118,700         | 32,030         | 17,483        | 13,336        | 26,530             | 20,833       | 6,974             |
| 9        | 38,378        | 122,500         | 38,007         | 18,263        | 13,376        | 28,149             | 28,861       | 7,856             |
| 10       | 41,661        | 126,200         | 39,753         | 17,705        | 13,594        | 28,305             | 29,844       | 8,437             |
| 11       | 38,032        | ...             | 37,858         | 17,430        | 14,082        | 29,643             | 29,380       | 8,733             |
| 12       | 42,966        | ...             | 38,456         | 18,472        | 14,777        | 25,223             | 29,366       | 7,625             |
| 2021. 1  | 32,625        | ...             | 38,083         | 14,948        | 15,132        | 27,619             | 25,781       | 7,591             |
| 2        | 36,179        | ...             | 35,907         | 16,184        | 15,288        | 28,625             | ...          | 8,173             |
| 3        | ...           | ...             | ...            | ...           | 15,120        | ...                | ...          | ...               |
| 4        | ...           | ...             | ...            | ...           | ...           | ...                | ...          | ...               |

자료: 관세청 <http://www.customs.go.kr>, IMF 『International Financial Statistics』

1. 수출(F.O.B.)(계속)  
Exports (F.O.B.)(Cont'd)

단위: 백만 달러

In million US\$

|          | 슬로베니아<br>Slovenia | 싱가포르<br>Singapore | 영 국<br>U. K. | 오스트레일리아<br>Australia | 인 도<br>India | 일 본<br>Japan | 중 국<br>China | 캐나다<br>Canada |
|----------|-------------------|-------------------|--------------|----------------------|--------------|--------------|--------------|---------------|
| 2015     | 26,587            | 351,588           | 427,194      | 187,742              | 267,792      | 624,787      | 2,273,468    | 410,200       |
| 2016     | 27,658            | 330,480           | 394,678      | 192,489              | 264,424      | 644,899      | 2,098,249    | 394,055       |
| 2017     | 31,894            | 373,445           | 422,275      | 231,072              | 299,152      | 698,131      | 2,270,166    | 424,216       |
| 2018     | 36,488            | 412,956           | 453,837      | 257,174              | 324,690      | 738,195      | 2,499,379    | 453,475       |
| 2019     | 37,543            | 379,435           | 443,715      | 271,006              | 324,196      | 705,671      | 2,499,481    | 450,805       |
| 2020     | 34,300            | 329,064           | 381,130      | 250,570              | 276,225      | 641,341      | 2,590,646    | 392,129       |
| 2019. 11 | 3,256             | 31,206            | 35,863       | 21,717               | 25,744       | 58,634       | 221,442      | 37,090        |
| 12       | 2,603             | 30,635            | 36,040       | 23,428               | 27,096       | 60,246       | 238,638      | 37,434        |
| 2020. 1  | 3,305             | 30,486            | 35,309       | 19,528               | 25,853       | 49,698       | 211,591      | 35,996        |
| 2        | 3,193             | 28,404            | 34,430       | 18,366               | 27,743       | 57,480       | 80,380       | 36,266        |
| 3        | 3,246             | 28,544            | 32,367       | 22,141               | 21,491       | 59,259       | 184,579      | 31,675        |
| 4        | 2,258             | 25,187            | 23,445       | 19,544               | 10,160       | 48,235       | 199,521      | 22,558        |
| 5        | 2,648             | 22,185            | 23,682       | 18,982               | 19,194       | 39,012       | 206,490      | 24,406        |
| 6        | 3,072             | 25,193            | 29,077       | 21,387               | 21,972       | 45,208       | 212,911      | 30,538        |
| 7        | 3,351             | 27,259            | 30,946       | 20,205               | 23,729       | 50,322       | 236,860      | 34,020        |
| 8        | 2,603             | 26,628            | 29,526       | 20,208               | 22,810       | 49,350       | 234,428      | 34,197        |
| 9        | 3,504             | 28,416            | 33,073       | 20,491               | 27,569       | 57,282       | 238,722      | 34,508        |
| 10       | 3,707             | 28,077            | 36,200       | 21,461               | 24,920       | 62,399       | 236,246      | 35,290        |
| 11       | 3,410             | 28,549            | 36,825       | 21,873               | 23,570       | 58,545       | 266,990      | 35,705        |
| 12       | 3,048             | 30,137            | 36,248       | 26,385               | 27,215       | 64,552       | 281,928      | 36,971        |
| 2021. 1  | 3,524             | 29,442            | 27,375       | 24,505               | 27,513       | ...          | 264,000      | ...           |
| 2        | ...               | ...               | ...          | 24,541               | 27,528       | ...          | 204,800      | ...           |
| 3        | ...               | ...               | ...          | 27,949               | 34,449       | ...          | ...          | ...           |
| 4        | ...               | ...               | ...          | ...                  | 30,647       | ...          | ...          | ...           |

|          | 코스타리카<br>Costa Rica | 터 키<br>Turkey | 페 루<br>Peru | 폴란드<br>Poland | 프랑스<br>France | 필리핀<br>Philippines | 헝가리<br>Hungary | 홍 콩<br>Hong Kong |
|----------|---------------------|---------------|-------------|---------------|---------------|--------------------|----------------|------------------|
| 2015     | 9,422               | 151,158       | 34,414      | 199,202       | 496,183       | 58,648             | 100,287        | 465,518          |
| 2016     | 10,500              | 149,390       | 37,020      | 203,936       | 488,931       | 57,406             | 102,981        | 462,554          |
| 2017     | 10,913              | 164,671       | 44,897      | 234,253       | 525,890       | 68,713             | 113,675        | 497,579          |
| 2018     | 11,521              | 177,328       | 49,066      | 263,494       | 570,735       | 69,307             | 123,815        | 531,163          |
| 2019     | 11,864              | 181,021       | 47,689      | 266,574       | 559,150       | 70,927             | 122,059        | 509,641          |
| 2020     | 12,443              | 169,835       | ...         | 270,939       | 478,333       | 63,879             | 119,412        | 507,069          |
| 2019. 11 | 1,007               | 16,262        | 3,970       | 23,287        | 45,011        | 5,623              | 10,459         | 45,884           |
| 12       | 878                 | 15,409        | 4,608       | 20,067        | 45,210        | 5,751              | 8,373          | 44,995           |
| 2020. 1  | 1,035               | 14,714        | 3,899       | 22,383        | 43,957        | 5,789              | 10,256         | 34,653           |
| 2        | 1,098               | 14,637        | 3,572       | 22,305        | 44,794        | 5,401              | 10,372         | 30,679           |
| 3        | 1,215               | 13,391        | 2,828       | 21,825        | 38,191        | 4,543              | 9,938          | 41,680           |
| 4        | 905                 | 9,007         | 1,829       | 15,366        | 25,032        | 2,834              | 6,110          | 39,920           |
| 5        | 873                 | 9,955         | 1,994       | 17,628        | 29,663        | 4,534              | 7,437          | 40,966           |
| 6        | 991                 | 13,461        | 2,839       | 21,903        | 36,018        | 5,381              | 9,698          | 39,423           |
| 7        | 1,010               | 14,907        | 3,683       | 22,816        | 39,577        | 5,681              | 9,828          | 42,366           |
| 8        | 993                 | 12,502        | 3,075       | 21,840        | 41,420        | 5,496              | 9,420          | 44,438           |
| 9        | 1,044               | 16,046        | ...         | 25,899        | 43,414        | 6,253              | 12,068         | 48,942           |
| 10       | 1,120               | 17,353        | ...         | 27,389        | 44,410        | 6,268              | 12,008         | 44,460           |
| 11       | 1,068               | 16,094        | ...         | 27,540        | 45,441        | 5,850              | 12,103         | 48,951           |
| 12       | 1,092               | 17,769        | ...         | 24,046        | 46,415        | 5,850              | 10,173         | 50,589           |
| 2021. 1  | ...                 | 15,033        | ...         | 23,211        | 47,000        | 5,521              | 10,703         | 50,036           |
| 2        | ...                 | 15,992        | ...         | ...           | 45,526        | 5,350              | 11,726         | 40,118           |
| 3        | ...                 | ...           | ...         | ...           | ...           | 6,772              | ...            | 52,681           |
| 4        | ...                 | ...           | ...         | ...           | ...           | ...                | ...            | ...              |

## 2. 수입(C.I.F.)

### Imports (C.I.F.)

단위: 백만 달러

In million US\$

|          | 한 국<br>Korea | 그리스<br>Greece | 네덜란드<br>Netherlands | 노르웨이<br>Norway | 뉴질랜드<br>New Zealand | 덴마크<br>Denmark | 독 일<br>Germany | 룩셈부르크<br>Luxembourg |
|----------|--------------|---------------|---------------------|----------------|---------------------|----------------|----------------|---------------------|
| 2015     | 436,499      | 46,786        | 412,694             | 76,388         | 36,550              | 85,211         | 1,051,132      | 19,571              |
| 2016     | 406,193      | 46,810        | 408,049             | 75,002         | 36,063              | 84,430         | 1,055,316      | 19,517              |
| 2017     | 478,478      | 53,496        | 461,906             | 82,876         | 40,115              | 92,251         | 1,162,898      | 21,422              |
| 2018     | 535,202      | 63,877        | 521,037             | 87,431         | 43,790              | 101,666        | 1,284,352      | 23,546              |
| 2019     | 503,343      | 62,520        | 514,851             | 86,152         | 42,362              | 97,209         | 1,233,994      | 22,960              |
| 2020     | 467,633      | 55,695        | 484,785             | 81,352         | 37,135              | 96,800         | 1,170,726      | 20,930              |
| 2019. 11 | 40,729       | 4,868         | 43,386              | 6,891          | 3,841               | 8,139          | 104,536        | 1,952               |
| 12       | 43,687       | 5,050         | 42,147              | 6,814          | 3,371               | 7,612          | 92,012         | 1,912               |
| 2020. 1  | 42,718       | 5,271         | 43,314              | 6,850          | 3,352               | 8,300          | 102,963        | 1,785               |
| 2        | 36,977       | 4,757         | 39,041              | 6,287          | 2,774               | 7,701          | 96,787         | 1,729               |
| 3        | 41,804       | 4,563         | 41,351              | 6,759          | 3,078               | 8,084          | 101,320        | 1,684               |
| 4        | 37,933       | 3,474         | 33,524              | 5,306          | 2,368               | 6,558          | 78,429         | 1,222               |
| 5        | 34,662       | 3,589         | 33,387              | 5,722          | 2,502               | 6,989          | 79,784         | 1,434               |
| 6        | 35,795       | 4,512         | 39,643              | 6,987          | 2,971               | 7,889          | 90,697         | 1,702               |
| 7        | 38,849       | 5,222         | 39,708              | 6,502          | 3,009               | 7,763          | 95,218         | 1,887               |
| 8        | 35,818       | 4,261         | 37,953              | 6,929          | 3,094               | 7,974          | 93,840         | 1,750               |
| 9        | 39,400       | 4,958         | 43,551              | 7,537          | 3,358               | 8,685          | 105,671        | 1,879               |
| 10       | 39,094       | 4,835         | 43,694              | 7,307          | 3,494               | 8,746          | 109,119        | 1,979               |
| 11       | 39,945       | 4,792         | 44,284              | 7,835          | 3,371               | 9,058          | 112,577        | 1,938               |
| 12       | 44,638       | 5,463         | 45,336              | 7,331          | 3,762               | 9,053          | 104,321        | 1,941               |
| 2021. 1  | 44,345       | 4,836         | ...                 | 6,535          | 3,487               | 8,552          | 102,710        | 1,794               |
| 2        | 42,277       | 4,866         | ...                 | 6,815          | 3,115               | ...            | ...            | ...                 |
| 3        | 49,636       | ...           | ...                 | ...            | 4,035               | ...            | ...            | ...                 |
| 4        | 50,808       | ...           | ...                 | ...            | ...                 | ...            | ...            | ...                 |

|          | 미 국<br>U. S. A. | 벨기에<br>Belgium | 브라질<br>Brazil | 스웨덴<br>Sweden | 스위스<br>Switzerland | 스페인<br>Spain | 슬로바키아<br>Slovakia | 슬로베니아<br>Slovenia |
|----------|-----------------|----------------|---------------|---------------|--------------------|--------------|-------------------|-------------------|
| 2015     | 2,248,800       | 375,541        | 588,603       | 137,980       | 253,110            | 312,583      | 74,971            | 25,876            |
| 2016     | 2,186,800       | 379,428        | 498,713       | 139,997       | 270,068            | 310,615      | 77,003            | 26,695            |
| 2017     | 2,339,600       | 409,210        | 502,939       | 153,863       | 269,796            | 351,023      | 83,486            | 31,154            |
| 2018     | 2,537,700       | 454,968        | 691,431       | 169,405       | 279,600            | 388,721      | 93,434            | 36,273            |
| 2019     | 2,497,500       | 427,845        | 184,370       | 158,835       | 277,810            | 372,424      | 89,929            | 37,575            |
| 2020     | ...             | 396,125        | 166,280       | 148,940       | 291,721            | 325,193      | 86,476            | 32,965            |
| 2019. 11 | 200,900         | 34,269         | 14,755        | 12,836        | 22,690             | 29,658       | 8,118             | 3,266             |
| 12       | 206,200         | 32,829         | 13,128        | 12,991        | 20,655             | 29,343       | 6,415             | 2,614             |
| 2020. 1  | 201,900         | 36,520         | 16,814        | 12,757        | 23,006             | 30,463       | 7,339             | 3,095             |
| 2        | 196,600         | 34,144         | 13,830        | 12,415        | 21,171             | 29,028       | 7,245             | 3,060             |
| 3        | 192,500         | 34,407         | 15,161        | 12,198        | 24,458             | 28,714       | 6,563             | 3,079             |
| 4        | 166,400         | 26,318         | 12,213        | 10,221        | 24,479             | 18,243       | 3,881             | 2,112             |
| 5        | 165,300         | 26,949         | 13,975        | 10,698        | 23,449             | 19,257       | 4,977             | 2,457             |
| 6        | 173,800         | 31,760         | 11,000        | 11,415        | 22,661             | 25,641       | 7,317             | 2,925             |
| 7        | 195,300         | 31,685         | 12,008        | 12,084        | 25,863             | 27,458       | 6,908             | 3,145             |
| 8        | 201,800         | 30,670         | 11,612        | 12,849        | 25,860             | 22,976       | 7,346             | 2,755             |
| 9        | 201,900         | 36,226         | 12,841        | 12,945        | 26,834             | 31,376       | 8,671             | 3,153             |
| 10       | 206,600         | 34,501         | 12,992        | 13,210        | 25,200             | 30,465       | 9,416             | 3,471             |
| 11       | ...             | 36,117         | 14,603        | 13,722        | 25,056             | 29,786       | 9,007             | 3,712             |
| 12       | ...             | 36,826         | 19,231        | 14,424        | 23,683             | 31,784       | 7,808             | 3,393             |
| 2021. 1  | ...             | 34,188         | 16,775        | 14,795        | 22,133             | 27,837       | 7,906             | 3,100             |
| 2        | ...             | 34,588         | 15,968        | 14,985        | 24,089             | ...          | 8,655             | ...               |
| 3        | ...             | ...            | ...           | 14,877        | ...                | ...          | ...               | ...               |
| 4        | ...             | ...            | ...           | ...           | ...                | ...          | ...               | ...               |

자료: 관세청 <http://www.customs.go.kr>, IMF 『International Financial Statistics』



## 2. 수입(C.I.F.)(계속)

### Imports (C.I.F.)(Cont'd)

단위: 백만 달러

In million US\$

|          | 싱가포르<br>Singapore | 오스트리아<br>Austria | 영 국<br>U. K. | 인 도<br>India | 일 본<br>Japan | 중 국<br>China | 체 코<br>Czechia | 캐나다<br>Canada |
|----------|-------------------|------------------|--------------|--------------|--------------|--------------|----------------|---------------|
| 2015     | 297,087           | 156,078          | 609,711      | 393,831      | 647,982      | 1,679,566    | 141,367        | 429,490       |
| 2016     | 283,340           | 157,657          | 576,539      | 361,497      | 607,601      | 1,585,465    | 143,041        | 413,106       |
| 2017     | 327,921           | 175,789          | 603,489      | 449,795      | 671,921      | 1,840,492    | 163,374        | 443,282       |
| 2018     | 370,882           | 193,682          | 644,517      | 513,687      | 748,526      | 2,132,776    | 185,102        | 468,729       |
| 2019     | 370,390           | 184,747          | 622,640      | 485,921      | 721,078      | 2,078,409    | 179,569        | 462,392       |
| 2020     | 374,186           | 171,944          | 543,961      | 372,332      | 634,430      | 2,055,612    | 171,073        | 419,688       |
| 2019. 11 | 33,607            | 15,220           | 50,098       | 38,523       | 59,447       | 184,266      | 16,060         | 37,188        |
| 12       | 33,201            | 13,132           | 45,883       | 39,594       | 61,704       | 191,390      | 13,399         | 37,717        |
| 2020. 1  | 32,945            | 14,618           | 49,204       | 41,150       | 61,732       | 156,901      | 15,052         | 38,134        |
| 2        | 31,311            | 14,175           | 45,536       | 37,904       | 47,418       | 142,500      | 13,764         | 37,679        |
| 3        | 32,333            | 15,009           | 45,828       | 31,471       | 59,192       | 164,775      | 14,039         | 34,967        |
| 4        | 28,043            | 11,363           | 32,139       | 17,086       | 56,863       | 154,611      | 10,609         | 26,370        |
| 5        | 25,728            | 11,736           | 31,051       | 22,858       | 46,853       | 143,877      | 11,305         | 25,625        |
| 6        | 29,152            | 13,778           | 39,721       | 21,322       | 47,745       | 166,630      | 13,304         | 31,708        |
| 7        | 30,896            | 14,733           | 43,752       | 29,060       | 50,255       | 174,981      | 14,069         | 35,906        |
| 8        | 32,367            | 13,557           | 41,592       | 31,016       | 47,045       | 175,946      | 13,382         | 36,686        |
| 9        | 32,155            | 15,630           | 51,374       | 30,507       | 50,812       | 201,969      | 15,335         | 37,458        |
| 10       | 32,427            | 16,563           | 53,864       | 33,632       | 54,139       | 178,174      | 16,818         | 38,239        |
| 11       | 32,120            | 16,233           | 56,455       | 33,395       | 55,039       | 191,494      | 17,421         | 38,397        |
| 12       | 34,709            | 14,548           | 53,446       | 42,933       | 57,337       | 203,754      | 15,976         | 38,518        |
| 2021. 1  | 33,947            | ...              | 43,024       | 41,954       | ...          | 198,600      | 15,176         | ...           |
| 2        | ...               | ...              | ...          | 40,547       | ...          | 167,000      | 15,590         | ...           |
| 3        | ...               | ...              | ...          | 48,392       | ...          | ...          | 18,933         | ...           |
| 4        | ...               | ...              | ...          | 45,755       | ...          | ...          | ...            | ...           |

|          | 코스타리카<br>Costa Rica | 콜롬비아<br>Colombia | 터 키<br>Turkey | 폴란드<br>Poland | 프랑스<br>France | 필리핀<br>Philippines | 헝가리<br>Hungary | 홍 콩<br>Hong Kong |
|----------|---------------------|------------------|---------------|---------------|---------------|--------------------|----------------|------------------|
| 2015     | 16,274              | 54,058           | 213,281       | 196,548       | 563,561       | 74,751             | 90,751         | 522,601          |
| 2016     | 16,143              | 44,890           | 202,089       | 199,623       | 559,214       | 89,435             | 92,181         | 516,973          |
| 2017     | 16,796              | 46,071           | 238,662       | 233,704       | 612,136       | 101,901            | 104,581        | 559,457          |
| 2018     | 18,247              | 51,230           | 230,447       | 268,880       | 667,876       | 119,329            | 117,217        | 602,876          |
| 2019     | 17,573              | 52,703           | 210,261       | 265,260       | 647,361       | 117,374            | 116,516        | 563,808          |
| 2020     | 15,237              | 43,489           | 219,758       | 257,064       | 572,028       | 90,759             | 110,442        | 550,827          |
| 2019. 11 | 1,520               | 4,757            | 18,253        | 22,691        | 53,046        | 9,766              | 9,794          | 49,226           |
| 12       | 1,419               | 4,078            | 20,001        | 20,188        | 51,377        | 9,137              | 8,172          | 49,158           |
| 2020. 1  | 1,384               | 4,330            | 19,231        | 22,084        | 51,594        | 9,881              | 9,643          | 38,589           |
| 2        | 1,332               | 3,968            | 17,678        | 21,488        | 51,888        | 7,512              | 8,989          | 35,636           |
| 3        | 1,326               | 3,588            | 18,875        | 21,839        | 42,734        | 7,295              | 9,424          | 46,150           |
| 4        | 1,120               | 3,097            | 13,603        | 15,586        | 31,459        | 3,493              | 6,528          | 42,931           |
| 5        | 1,050               | 2,877            | 13,390        | 16,329        | 38,949        | 6,240              | 7,232          | 42,737           |
| 6        | 1,224               | 2,899            | 16,318        | 19,173        | 46,657        | 7,147              | 8,774          | 43,724           |
| 7        | 1,195               | 3,646            | 17,736        | 21,965        | 49,459        | 7,951              | 9,429          | 46,212           |
| 8        | 1,222               | 3,571            | 18,825        | 20,646        | 51,443        | 7,798              | 8,762          | 46,325           |
| 9        | 1,206               | 3,476            | 20,917        | 23,959        | 51,516        | 8,476              | 10,431         | 50,580           |
| 10       | 1,452               | 3,706            | 19,751        | 25,169        | 52,005        | 8,522              | 10,757         | 49,202           |
| 11       | 1,309               | 4,188            | 21,146        | 25,277        | 51,471        | 7,987              | 10,963         | 52,254           |
| 12       | 1,417               | 4,143            | 22,288        | 23,549        | 52,852        | 8,455              | 9,511          | 56,487           |
| 2021. 1  | ...                 | 3,822            | 18,084        | 22,217        | 54,634        | 8,398              | 9,417          | 53,290           |
| 2        | ...                 | ...              | 19,288        | ...           | 54,052        | 8,062              | 10,499         | 42,014           |
| 3        | ...                 | ...              | ...           | ...           | ...           | 9,524              | ...            | 56,154           |
| 4        | ...                 | ...              | ...           | ...           | ...           | ...                | ...            | ...              |

### 3. 외환보유액(총보유액)<sup>1)</sup>

#### Foreign Exchange Reserves (Total Reserves)

단위: 기말, 백만 달러

In end of period, million US\$

|         | 한 국<br>Korea | 그리스<br>Greece | 네덜란드<br>Netherlands | 노르웨이<br>Norway | 대 만<br>Taiwan | 덴마크<br>Denmark | 독 일<br>Germany |
|---------|--------------|---------------|---------------------|----------------|---------------|----------------|----------------|
| 2015    | 367,962      | 6,026         | 38,205              | 57,456         | 430,711       | 65,187         | 173,682        |
| 2016    | 371,102      | 6,893         | 36,133              | 60,445         | 438,984       | 64,245         | 185,286        |
| 2017    | 389,267      | 7,807         | 38,442              | 65,924         | 456,658       | 75,244         | 200,092        |
| 2018    | 403,694      | 7,585         | 38,468              | 63,145         | 466,792       | 70,936         | 198,228        |
| 2019    | 408,816      | 8,501         | 43,285              | 66,946         | 483,240       | 66,818         | 223,833        |
| 2020    | 443,098      | 11,944        | 54,038              | 75,259         | 535,327       | 72,816         | 268,776        |
| 2020. 1 | 409,653      | 8,395         | 44,379              | 67,150         | 484,207       | 64,154         | 231,464        |
| 2       | 409,171      | 8,546         | 44,934              | 66,321         | 484,744       | 63,837         | 236,826        |
| 3       | 400,214      | 9,270         | 44,918              | 71,049         | 485,460       | 55,113         | 234,148        |
| 4       | 403,982      | 9,601         | 47,087              | 72,290         | 486,925       | 66,494         | 246,778        |
| 5       | 407,311      | 9,634         | 47,959              | 73,873         | 489,653       | 68,665         | 248,472        |
| 6       | 410,754      | 9,987         | 48,790              | 73,857         | 493,883       | 69,188         | 253,233        |
| 7       | 416,526      | 11,120        | 55,331              | 75,113         | 501,383       | 73,546         | 276,703        |
| 8       | 418,951      | 11,412        | 54,305              | 76,247         | 503,395       | 73,818         | 274,986        |
| 9       | 420,545      | 11,281        | 53,538              | 73,437         | 504,924       | 72,818         | 265,947        |
| 10      | 426,510      | 11,339        | 53,757              | 73,658         | 506,583       | 73,391         | 266,442        |
| 11      | 436,377      | 10,990        | 51,335              | 74,263         | 518,754       | 74,203         | 254,317        |
| 12      | 443,098      | 11,944        | 54,038              | 75,259         | 535,327       | 72,816         | 268,776        |
| 2021. 1 | 442,728      | 11,737        | 53,602              | 77,958         | 546,916       | 72,294         | 266,821        |
| 2       | 447,557      | 11,126        | 51,331              | 78,026         | 548,781       | 70,665         | 255,290        |
| 3       | 446,127      | 10,616        | 49,699              | 76,651         | 544,460       | 71,330         | 245,531        |
| 4       | 452,310      | 10,897        | 51,324              | 81,241         | 546,648       | 72,163         | 254,688        |
| 5       | 456,459      | 11,261        | 54,275              | 81,122         | 548,559       | 75,819         | 269,880        |
| 6       | 454,106      | 10,849        | 51,674              | ...            | 548,818       | 74,311         | 253,847        |

|         | 러시아<br>Russia | 루마니아<br>Romania | 룩셈부르크<br>Luxembourg | 말레이시아<br>Malaysia | 멕시코<br>Mexico | 미 국<br>U. S. A. | 벨기에<br>Belgium |
|---------|---------------|-----------------|---------------------|-------------------|---------------|-----------------|----------------|
| 2015    | 368,398       | 38,709          | 771                 | 95,287            | 177,597       | 117,581         | 24,099         |
| 2016    | 377,738       | 39,999          | 974                 | 94,501            | 178,025       | 117,332         | 23,565         |
| 2017    | 432,731       | 44,432          | 878                 | 102,446           | 175,448       | 123,293         | 26,159         |
| 2018    | 468,478       | 42,133          | 939                 | 101,444           | 176,380       | 125,798         | 26,870         |
| 2019    | 554,346       | 42,006          | 1,055               | 103,613           | 183,024       | 129,479         | 28,957         |
| 2020    | 595,772       | 52,198          | 1,189               | 107,636           | 199,056       | 144,890         | 33,321         |
| 2020. 1 | 562,287       | 44,435          | 1,081               | 104,147           | 189,154       | 128,867         | 29,332         |
| 2       | 570,375       | 44,980          | 1,045               | 103,380           | 188,404       | 128,425         | 29,720         |
| 3       | 563,466       | 42,795          | 1,040               | 101,725           | 189,778       | 127,910         | 29,704         |
| 4       | 566,003       | 41,764          | 1,100               | 102,509           | 196,144       | 128,802         | 30,867         |
| 5       | 566,133       | 45,416          | 1,105               | 102,980           | 197,396       | 132,239         | 31,140         |
| 6       | 568,871       | 45,103          | 1,116               | 103,409           | 197,055       | 133,890         | 31,495         |
| 7       | 591,751       | 49,535          | 1,145               | 104,281           | 197,893       | 139,971         | 33,655         |
| 8       | 594,421       | 49,160          | 1,150               | 104,494           | 198,640       | 140,388         | 33,343         |
| 9       | 583,424       | 44,412          | 1,136               | 104,987           | 199,815       | 138,961         | 32,221         |
| 10      | 582,842       | 45,685          | 1,148               | 104,606           | 198,720       | 139,478         | 32,575         |
| 11      | 582,675       | 45,843          | 1,155               | 105,383           | 201,287       | 141,191         | 31,791         |
| 12      | 595,772       | 52,198          | 1,189               | 107,636           | 199,056       | 144,890         | 33,321         |
| 2021. 1 | 590,682       | 51,592          | 1,226               | 108,635           | 203,185       | 144,009         | 32,697         |
| 2       | 586,266       | 48,482          | 1,213               | 108,954           | 200,218       | 143,407         | 31,885         |
| 3       | 573,321       | 47,522          | 1,181               | 108,623           | 199,301       | 139,048         | 30,906         |
| 4       | 590,474       | 52,354          | 1,205               | 110,799           | 201,898       | 141,120         | 31,760         |
| 5       | 605,232       | 52,149          | 1,224               | 111,000           | 200,123       | 141,810         | 32,939         |
| 6       | 591,744       | 49,662          | 1,128               | 111,098           | 199,581       | 140,185         | 31,732         |

주: 1) 광의의 외환보유액으로 금, 외환액, IMF포지션, 특별인출권(SDR)의 합계임

자료: 한국은행 경제통계시스템, IMF 『International Financial Statistics』, 대만 『Financial Statistics』

### 3. 외환보유액(총보유액)(계속) <sup>1)</sup>

#### Foreign Exchange Reserves (Total Reserves)(Cont'd)

단위: 기말, 백만 달러

In end of period, million US\$

|         | 브라질<br>Brazil | 스웨덴<br>Sweden | 스위스<br>Switzerland | 스페인<br>Spain | 슬로바키아<br>Slovakia | 싱가포르<br>Singapore | 아르헨티나<br>Argentina |
|---------|---------------|---------------|--------------------|--------------|-------------------|-------------------|--------------------|
| 2015    | 356,463       | 58,107        | 602,709            | 53,970       | 2,892             | 247,746           | 25,523             |
| 2016    | 365,015       | 59,386        | 679,359            | 63,144       | 2,892             | 246,576           | 38,425             |
| 2017    | 373,966       | 62,216        | 811,196            | 69,409       | 3,622             | 279,902           | 55,330             |
| 2018    | 374,715       | 60,567        | 786,971            | 70,650       | 5,231             | 287,678           | 66,220             |
| 2019    | 356,884       | 55,490        | 854,804            | 74,715       | 7,167             | 279,451           | 44,877             |
| 2020    | 355,620       | 58,279        | 1,083,481          | 81,318       | 9,347             | 362,300           | 39,408             |
| 2020. 1 | 359,394       | 55,618        | 850,058            | 75,082       | 7,459             | 278,622           | 44,972             |
| 2       | 362,459       | 55,599        | 854,999            | 74,231       | 7,569             | 282,999           | 44,906             |
| 3       | 343,170       | 55,469        | 850,670            | 74,514       | 7,372             | 279,146           | 43,475             |
| 4       | 339,316       | 53,966        | 887,706            | 77,562       | 8,210             | 301,773           | 43,593             |
| 5       | 345,706       | 53,854        | 911,993            | 76,734       | 8,467             | 300,993           | 42,582             |
| 6       | 348,781       | 56,310        | 961,770            | 77,010       | 8,645             | 312,498           | 43,240             |
| 7       | 354,664       | 58,138        | 1,001,727          | 79,987       | 9,114             | 321,361           | 43,497             |
| 8       | 356,092       | 58,158        | 1,012,449          | 80,546       | 9,420             | 327,531           | 42,846             |
| 9       | 356,605       | 57,444        | 1,015,335          | 80,031       | 9,460             | 328,034           | 41,382             |
| 10      | 354,546       | 59,689        | 1,021,733          | 80,051       | 9,441             | 338,053           | 39,863             |
| 11      | 356,004       | 57,367        | 1,036,537          | 79,697       | 9,268             | 352,630           | 38,641             |
| 12      | 355,620       | 58,279        | 1,083,481          | 81,318       | 9,347             | 362,300           | 39,408             |
| 2021. 1 | 355,416       | 57,925        | 1,078,787          | 81,266       | 9,568             | 370,081           | 39,481             |
| 2       | 356,070       | 54,474        | 1,074,853          | 79,577       | 9,519             | 382,632           | 39,475             |
| 3       | 347,413       | 54,453        | 1,052,004          | 78,083       | 9,105             | 379,759           | 39,446             |
| 4       | 350,995       | 55,750        | 1,070,377          | 79,269       | 9,209             | 385,709           | 40,270             |
| 5       | 353,455       | 57,188        | 1,073,185          | 80,819       | 9,306             | 397,094           | 41,870             |
| 6       | 352,486       | 56,805        | 1,084,648          | 79,462       | 9,114             | 396,778           | 42,340             |

|         | 아이슬란드<br>Iceland | 에스토니아<br>Estonia | 영 국<br>U. K. | 오스트레일리아<br>Australia | 오스트리아<br>Austria | 이집트<br>Egypt | 이탈리아<br>Italy |
|---------|------------------|------------------|--------------|----------------------|------------------|--------------|---------------|
| 2015    | 5,041            | 415              | 148,129      | 45,718               | 22,236           | 15,493       | 130,557       |
| 2016    | 7,226            | 352              | 135,044      | 53,586               | 23,359           | 23,204       | 136,044       |
| 2017    | 6,567            | 345              | 150,803      | 66,584               | 21,574           | 35,887       | 151,199       |
| 2018    | 6,322            | 755              | 172,681      | 53,875               | 23,207           | 41,325       | 152,508       |
| 2019    | 6,782            | 1,426            | 173,568      | 58,742               | 23,600           | 43,986       | 175,256       |
| 2020    | 6,419            | 1,997            | 180,129      | 43,006               | 30,470           | 38,485       | 210,955       |
| 2020. 1 | 6,764            | 1,512            | 169,418      | 49,293               | 25,417           | 44,014       | 179,884       |
| 2       | 6,769            | 1,501            | 166,747      | 54,554               | 26,511           | 44,073       | 183,264       |
| 3       | 6,683            | 1,557            | 170,208      | 55,896               | 25,900           | 38,670       | 182,490       |
| 4       | 6,626            | 1,692            | 173,432      | 41,522               | 26,534           | 35,602       | 191,109       |
| 5       | 6,674            | 1,767            | 174,498      | 40,525               | 26,879           | 34,569       | 192,320       |
| 6       | 7,279            | 1,880            | 173,183      | 42,193               | 27,279           | 36,765       | 195,501       |
| 7       | 7,158            | 1,927            | 177,893      | 43,266               | 29,233           | 36,818       | 213,357       |
| 8       | 7,071            | 2,128            | 176,699      | 43,885               | 29,231           | 36,861       | 214,197       |
| 9       | 6,808            | 2,262            | 169,321      | 43,757               | 28,554           | 36,984       | 208,939       |
| 10      | 6,603            | 2,216            | 171,976      | 43,377               | 29,603           | 37,775       | 208,742       |
| 11      | 6,508            | 2,051            | 178,797      | 43,442               | 28,929           | 37,770       | 200,290       |
| 12      | 6,419            | 1,997            | 180,129      | 43,006               | 30,470           | 38,485       | 210,955       |
| 2021. 1 | 6,258            | 2,144            | 173,522      | 41,927               | 29,799           | 38,509       | 208,002       |
| 2       | 7,026            | 2,064            | 171,132      | 44,092               | 28,636           | 38,637       | 199,983       |
| 3       | 6,787            | 2,381            | 171,223      | 48,061               | 27,673           | 38,744       | 192,809       |
| 4       | 6,861            | 2,424            | 172,081      | 47,838               | 28,513           | 38,741       | 200,546       |
| 5       | 6,935            | 2,051            | 171,201      | 47,989               | 29,037           | 38,860       | 212,086       |
| 6       | 6,943            | 2,432            | 167,548      | 48,665               | 28,197           | 38,989       | 201,893       |

### 3. 외환보유액(총보유액)(계속) <sup>1)</sup>

#### Foreign Exchange Reserves (Total Reserves)(Cont'd)

단위: 기말, 백만 달러

In end of period, million US\$

|         | 인도<br>India | 일본<br>Japan | 중국<br>China | 체코<br>Czechia | 캐나다<br>Canada | 태국<br>Thailand | 터키<br>Turkey |
|---------|-------------|-------------|-------------|---------------|---------------|----------------|--------------|
| 2015    | 351,551     | 1,233,153   | 3,405,385   | 64,491        | 79,753        | 156,514        | 110,527      |
| 2016    | 359,729     | 1,216,843   | 3,097,653   | 85,729        | 82,718        | 171,853        | 104,971      |
| 2017    | 409,772     | 1,264,141   | 3,235,350   | 147,976       | 86,678        | 202,562        | 107,657      |
| 2018    | 396,115     | 1,270,466   | 3,168,212   | 142,512       | 83,926        | 205,641        | 92,997       |
| 2019    | 460,209     | 1,322,443   | 3,222,900   | 149,855       | 85,297        | 224,322        | 105,620      |
| 2020    | 586,045     | 1,390,809   | 3,357,028   | 166,113       | 90,428        | 258,128        | 93,199       |
| 2020. 1 | 471,645     | 1,340,916   | 3,234,208   | 148,013       | 86,471        | 230,302        | 102,370      |
| 2       | 481,600     | 1,357,694   | 3,226,772   | 146,625       | 87,567        | 229,454        | 107,824      |
| 3       | 478,106     | 1,364,836   | 3,180,512   | 144,902       | 86,100        | 226,460        | 92,090       |
| 4       | 481,385     | 1,365,794   | 3,217,973   | 146,886       | 87,323        | 235,704        | 86,256       |
| 5       | 493,861     | 1,375,331   | 3,229,932   | 150,510       | 87,372        | 237,248        | 91,027       |
| 6       | 506,000     | 1,379,644   | 3,243,651   | 151,398       | 87,277        | 241,579        | 86,183       |
| 7       | 534,874     | 1,398,859   | 3,298,618   | 157,924       | 90,401        | 250,363        | 90,250       |
| 8       | 543,151     | 1,394,886   | 3,308,356   | 159,769       | 89,895        | 254,516        | 83,733       |
| 9       | 544,956     | 1,386,178   | 3,281,607   | 157,378       | 90,157        | 251,050        | 79,564       |
| 10      | 560,459     | 1,380,762   | 3,266,778   | 157,193       | 90,872        | 248,515        | 84,399       |
| 11      | 575,114     | 1,380,959   | 3,310,098   | 162,546       | 91,742        | 253,499        | 82,674       |
| 12      | 586,045     | 1,390,809   | 3,357,028   | 166,113       | 90,428        | 258,128        | 93,199       |
| 2021. 1 | 590,596     | 1,388,192   | 3,349,705   | 164,424       | 89,107        | 256,837        | 94,036       |
| 2       | 584,820     | 1,375,551   | 3,336,424   | 165,729       | 86,326        | 253,919        | 93,704       |
| 3       | 577,164     | 1,364,662   | 3,297,568   | 163,636       | 83,375        | 245,535        | 85,061       |
| 4       | 588,201     | 1,374,617   | 3,330,744   | 167,474       | 84,337        | 250,379        | 86,345       |
| 5       | 599,065     | 1,383,635   | 3,362,799   | 169,586       | 89,217        | 251,782        | 90,592       |
| 6       | 611,256     | 1,372,658   | ...         | 167,050       | 89,053        | 246,532        | 96,309       |

|         | 포르투갈<br>Portugal | 폴란드<br>Poland | 프랑스<br>France | 핀란드<br>Finland | 필리핀<br>Philippines | 헝가리<br>Hungary | 홍콩<br>Hong Kong |
|---------|------------------|---------------|---------------|----------------|--------------------|----------------|-----------------|
| 2015    | 19,397           | 94,910        | 138,164       | 10,016         | 80,667             | 33,124         | 358,773         |
| 2016    | 25,132           | 114,372       | 146,771       | 10,484         | 80,692             | 25,824         | 386,294         |
| 2017    | 26,109           | 113,267       | 156,401       | 10,508         | 81,565             | 28,002         | 431,442         |
| 2018    | 24,943           | 116,957       | 166,628       | 10,312         | 79,193             | 31,361         | 424,620         |
| 2019    | 24,981           | 128,392       | 188,865       | 11,424         | 87,840             | 31,831         | 441,349         |
| 2020    | 29,502           | 154,219       | 224,503       | 13,485         | 110,117            | 41,353         | 491,775         |
| 2020. 1 | 25,321           | 125,449       | 194,726       | 11,374         | 86,869             | 29,608         | 445,681         |
| 2       | 25,367           | 128,166       | 199,168       | 11,435         | 88,187             | 27,471         | 445,711         |
| 3       | 27,079           | 120,885       | 198,656       | 11,160         | 88,861             | 28,294         | 437,636         |
| 4       | 27,280           | 118,251       | 205,875       | 11,445         | 90,939             | 31,554         | 441,320         |
| 5       | 27,473           | 132,771       | 208,319       | 11,506         | 93,288             | 32,359         | 442,357         |
| 6       | 28,443           | 129,083       | 211,278       | 11,539         | 93,470             | 33,872         | 441,442         |
| 7       | 31,389           | 137,655       | 228,029       | 11,969         | 98,601             | 35,066         | 448,932         |
| 8       | 31,713           | 139,103       | 228,163       | 11,915         | 98,955             | 35,799         | 449,096         |
| 9       | 31,085           | 139,485       | 221,422       | 11,845         | 100,443            | 37,721         | 452,441         |
| 10      | 30,804           | 143,111       | 222,266       | 12,977         | 103,805            | 35,280         | 474,123         |
| 11      | 27,940           | 144,394       | 213,293       | 12,747         | 104,815            | 39,009         | 484,918         |
| 12      | 29,502           | 154,219       | 224,503       | 13,485         | 110,117            | 41,353         | 491,775         |
| 2021. 1 | 28,161           | 157,287       | 221,523       | 13,261         | 108,674            | 40,288         | 493,165         |
| 2       | 27,013           | 163,444       | 213,148       | 13,197         | 105,161            | 40,234         | 495,722         |
| 3       | 26,662           | 158,341       | 205,529       | 13,055         | 104,482            | 37,595         | 491,368         |
| 4       | 29,051           | 155,660       | 212,562       | 13,305         | 107,705            | 36,633         | 490,575         |
| 5       | 31,868           | 162,717       | 224,110       | 13,637         | 107,252            | 37,238         | 494,490         |
| 6       | 30,139           | 159,392       | 212,633       | 13,364         | ...                | 36,616         | ...             |

4. 외환보유액(금제외) <sup>1)</sup>

## Foreign Exchange Reserves (Total Reserves Excluding Gold)

단위: 기말, 백만 달러

In end of period, million US\$

|         | 한 국<br>Korea | 그리스<br>Greece | 네덜란드<br>Netherlands | 노르웨이<br>Norway | 대 만<br>Taiwan | 덴마크<br>Denmark | 독 일<br>Germany |
|---------|--------------|---------------|---------------------|----------------|---------------|----------------|----------------|
| 2015    | 363,167      | 2,189         | 17,341              | 57,456         | 426,031       | 62,917         | 58,507         |
| 2016    | 366,307      | 2,695         | 13,342              | 60,445         | 434,204       | 61,764         | 59,582         |
| 2017    | 384,472      | 3,096         | 12,893              | 65,924         | 451,500       | 72,470         | 59,357         |
| 2018    | 398,900      | 2,918         | 13,195              | 63,145         | 461,784       | 68,200         | 59,173         |
| 2019    | 404,021      | 2,950         | 13,331              | 66,946         | 478,126       | 63,577         | 59,185         |
| 2020    | 438,303      | 5,006         | 16,734              | 75,259         | 529,911       | 68,777         | 63,969         |
| 2020. 1 | 404,858      | 2,621         | 13,240              | 67,150         | 479,131       | 60,764         | 60,305         |
| 2       | 404,377      | 2,623         | 13,004              | 66,321         | 479,680       | 60,393         | 61,316         |
| 3       | 395,420      | 3,396         | 13,268              | 71,049         | 480,385       | 51,670         | 60,300         |
| 4       | 399,188      | 3,340         | 13,350              | 72,290         | 481,782       | 62,851         | 61,497         |
| 5       | 402,516      | 3,320         | 13,939              | 73,873         | 484,515       | 64,966         | 61,633         |
| 6       | 405,960      | 3,521         | 13,972              | 73,857         | 488,691       | 65,405         | 62,052         |
| 7       | 411,731      | 3,887         | 16,399              | 75,113         | 496,171       | 69,342         | 62,967         |
| 8       | 414,156      | 4,220         | 15,600              | 76,247         | 498,169       | 69,630         | 62,487         |
| 9       | 415,750      | 4,385         | 16,437              | 73,437         | 499,598       | 68,781         | 62,254         |
| 10      | 421,715      | 4,429         | 16,590              | 73,658         | 501,241       | 69,365         | 62,392         |
| 11      | 431,582      | 4,510         | 16,479              | 74,263         | 513,397       | 70,432         | 62,953         |
| 12      | 438,303      | 5,006         | 16,734              | 75,259         | 529,911       | 68,777         | 63,969         |
| 2021. 1 | 437,933      | 4,893         | 16,799              | 77,958         | 541,481       | 68,306         | 64,765         |
| 2       | 442,763      | 4,667         | 16,600              | 78,026         | 543,326       | 66,936         | 64,613         |
| 3       | 441,333      | 4,447         | 16,528              | 76,651         | 539,044       | 67,712         | 63,416         |
| 4       | 447,515      | 4,421         | 16,509              | 81,241         | 541,110       | 68,392         | 63,620         |
| 5       | 451,664      | 4,281         | 16,751              | 81,122         | 542,978       | 71,754         | 64,077         |
| 6       | 449,311      | 4,399         | 17,007              | ...            | 543,282       | 70,539         | 63,709         |

|         | 러시아<br>Russia | 루마니아<br>Romania | 룩셈부르크<br>Luxembourg | 말레이시아<br>Malaysia | 멕시코<br>Mexico | 미 국<br>U. S. A. | 벨기에<br>Belgium |
|---------|---------------|-----------------|---------------------|-------------------|---------------|-----------------|----------------|
| 2015    | 319,835       | 35,167          | 694                 | 93,979            | 173,458       | 106,540         | 16,352         |
| 2016    | 317,544       | 36,133          | 891                 | 93,072            | 173,536       | 106,291         | 15,103         |
| 2017    | 356,084       | 40,107          | 785                 | 100,878           | 170,458       | 112,252         | 16,673         |
| 2018    | 381,575       | 37,856          | 847                 | 99,850            | 171,445       | 114,757         | 17,487         |
| 2019    | 443,970       | 36,931          | 945                 | 101,726           | 177,177       | 118,438         | 17,835         |
| 2020    | 457,018       | 45,889          | 1,050               | 105,280           | 191,769       | 133,849         | 19,470         |
| 2020. 1 | 446,469       | 39,169          | 967                 | 102,260           | 183,040       | 117,826         | 17,770         |
| 2       | 450,623       | 39,547          | 928                 | 101,493           | 182,193       | 117,384         | 17,865         |
| 3       | 443,626       | 37,438          | 924                 | 99,705            | 183,567       | 116,869         | 17,953         |
| 4       | 439,919       | 36,045          | 977                 | 100,489           | 189,572       | 117,761         | 18,341         |
| 5       | 438,568       | 39,667          | 980                 | 100,960           | 190,725       | 121,198         | 18,509         |
| 6       | 438,081       | 39,204          | 988                 | 101,200           | 190,233       | 122,849         | 18,568         |
| 7       | 447,429       | 42,949          | 1,003               | 102,073           | 190,313       | 128,930         | 19,201         |
| 8       | 449,833       | 42,612          | 1,009               | 102,286           | 191,090       | 129,347         | 18,972         |
| 9       | 444,307       | 38,134          | 1,001               | 102,637           | 192,539       | 127,920         | 18,445         |
| 10      | 444,185       | 39,439          | 1,010               | 102,257           | 191,459       | 128,437         | 18,775         |
| 11      | 449,005       | 39,817          | 1,026               | 103,034           | 194,487       | 130,150         | 18,849         |
| 12      | 457,018       | 45,889          | 1,050               | 105,280           | 191,769       | 133,849         | 19,470         |
| 2021. 1 | 453,897       | 45,404          | 1,090               | 106,279           | 195,996       | 132,968         | 19,032         |
| 2       | 455,962       | 42,599          | 1,085               | 106,598           | 193,500       | 132,366         | 18,990         |
| 3       | 448,034       | 41,904          | 1,060               | 106,523           | 192,784       | 128,007         | 18,589         |
| 4       | 459,620       | 46,436          | 1,078               | 108,699           | 195,087       | 130,079         | 18,833         |
| 5       | 465,733       | 45,797          | 1,087               | 108,900           | 192,802       | 130,769         | 19,007         |
| 6       | 461,305       | 43,803          | 1,001               | 108,907           | 192,775       | 129,144         | 18,861         |

주: 1) 광의의 외환보유액(금, 외환액, IMF포지션, 특별인출권(SDR)의 합계)에서 금을 제외함

자료: 한국은행 경제통계시스템, IMF 『International Financial Statistics』, 대만 『Financial Statistics』

## 4. 외환보유액(금제외)(계속) <sup>1)</sup>

### Foreign Exchange Reserves (Total Reserves Excluding Gold)(Cont'd)

단위: 기말, 백만 달러

In end of period, million US\$

|         | 브라질<br>Brazil | 스웨덴<br>Sweden | 스위스<br>Switzerland | 스페인<br>Spain | 슬로바키아<br>Slovakia | 싱가포르<br>Singapore | 아르헨티나<br>Argentina |
|---------|---------------|---------------|--------------------|--------------|-------------------|-------------------|--------------------|
| 2015    | 354,175       | 53,814        | 566,960            | 44,378       | 1,812             | 247,534           | 23,417             |
| 2016    | 362,505       | 54,730        | 640,594            | 52,666       | 1,712             | 246,365           | 36,323             |
| 2017    | 371,151       | 56,951        | 767,680            | 57,663       | 2,300             | 279,690           | 53,031             |
| 2018    | 371,934       | 55,386        | 744,167            | 59,030       | 3,923             | 287,466           | 63,964             |
| 2019    | 353,588       | 49,354        | 804,004            | 60,944       | 5,617             | 279,240           | 42,193             |
| 2020    | 351,519       | 50,617        | 1,020,172          | 64,168       | 7,417             | 362,088           | 35,650             |
| 2020. 1 | 355,955       | 49,217        | 797,111            | 60,766       | 5,848             | 278,410           | 41,831             |
| 2       | 359,034       | 49,178        | 800,908            | 59,552       | 5,916             | 282,787           | 41,766             |
| 3       | 339,691       | 48,963        | 796,861            | 59,963       | 5,734             | 278,935           | 40,534             |
| 4       | 335,653       | 47,117        | 830,749            | 62,052       | 6,464             | 301,561           | 40,252             |
| 5       | 341,949       | 46,840        | 854,211            | 61,093       | 6,706             | 300,781           | 39,142             |
| 6       | 344,920       | 49,104        | 902,566            | 61,003       | 6,844             | 312,286           | 39,707             |
| 7       | 350,393       | 50,163        | 935,961            | 62,088       | 7,100             | 321,150           | 39,587             |
| 8       | 351,822       | 50,199        | 946,588            | 62,751       | 7,417             | 327,319           | 38,933             |
| 9       | 352,501       | 49,783        | 952,306            | 62,973       | 7,540             | 327,822           | 37,629             |
| 10      | 350,475       | 52,084        | 958,875            | 62,963       | 7,518             | 337,841           | 36,134             |
| 11      | 352,167       | 50,161        | 977,151            | 63,671       | 7,464             | 352,419           | 35,113             |
| 12      | 351,519       | 50,617        | 1,020,172          | 64,168       | 7,417             | 362,088           | 35,650             |
| 2021. 1 | 351,393       | 50,415        | 1,016,440          | 64,345       | 7,663             | 369,870           | 35,808             |
| 2       | 352,323       | 47,518        | 1,016,446          | 63,610       | 7,722             | 382,420           | 36,051             |
| 3       | 343,714       | 47,547        | 995,266            | 62,833       | 7,388             | 379,548           | 36,053             |
| 4       | 347,168       | 48,606        | 1,011,243          | 63,262       | 7,408             | 385,498           | 36,759             |
| 5       | 348,598       | 49,487        | 1,009,456          | 63,567       | 7,364             | 396,882           | 38,087             |
| 6       | 345,613       | 49,668        | 1,025,815          | 63,524       | 7,320             | 396,567           | 38,831             |

|         | 아이슬란드<br>Iceland | 에스토니아<br>Estonia | 영 국<br>U. K. | 오스트레일리아<br>Australia | 오스트리아<br>Austria | 이집트<br>Egypt | 이탈리아<br>Italy |
|---------|------------------|------------------|--------------|----------------------|------------------|--------------|---------------|
| 2015    | 4,973            | 406              | 137,535      | 43,059               | 12,698           | 13,282       | 47,034        |
| 2016    | 7,153            | 343              | 123,500      | 50,872               | 12,940           | 20,858       | 44,803        |
| 2017    | 6,483            | 335              | 137,924      | 63,561               | 9,894            | 33,214       | 48,919        |
| 2018    | 6,239            | 745              | 159,872      | 51,048               | 11,653           | 38,609       | 51,331        |
| 2019    | 6,685            | 1,414            | 158,376      | 56,364               | 9,906            | 40,685       | 55,341        |
| 2020    | 6,299            | 1,982            | 161,188      | 39,620               | 13,416           | 34,095       | 61,614        |
| 2020. 1 | 6,664            | 1,500            | 153,576      | 46,147               | 11,182           | 40,590       | 55,228        |
| 2       | 6,665            | 1,488            | 150,949      | 50,996               | 11,914           | 40,485       | 55,439        |
| 3       | 6,581            | 1,544            | 154,167      | 52,598               | 11,431           | 35,152       | 55,788        |
| 4       | 6,516            | 1,679            | 156,418      | 37,977               | 11,111           | 31,897       | 56,052        |
| 5       | 6,564            | 1,753            | 157,193      | 37,154               | 11,326           | 30,764       | 56,127        |
| 6       | 7,167            | 1,865            | 155,408      | 39,028               | 11,362           | 32,689       | 56,116        |
| 7       | 7,032            | 1,911            | 158,234      | 39,874               | 11,435           | 32,313       | 57,504        |
| 8       | 6,946            | 2,112            | 157,126      | 40,185               | 11,536           | 32,341       | 59,247        |
| 9       | 6,688            | 2,247            | 150,461      | 39,647               | 11,593           | 32,623       | 60,409        |
| 10      | 6,484            | 2,201            | 153,226      | 39,579               | 12,612           | 33,447       | 59,953        |
| 11      | 6,396            | 2,036            | 161,108      | 40,336               | 12,994           | 33,688       | 60,750        |
| 12      | 6,299            | 1,982            | 161,188      | 39,620               | 13,416           | 34,095       | 61,614        |
| 2021. 1 | 6,141            | 2,129            | 154,989      | 38,703               | 12,974           | 34,225       | 60,666        |
| 2       | 6,916            | 2,050            | 153,877      | 40,686               | 12,758           | 34,497       | 60,945        |
| 3       | 6,678            | 2,368            | 154,220      | 44,594               | 12,508           | 34,810       | 60,013        |
| 4       | 6,748            | 2,409            | 154,415      | 43,987               | 12,596           | 34,613       | 61,169        |
| 5       | 6,814            | 2,035            | 152,302      | 43,478               | 11,883           | 34,451       | 61,869        |
| 6       | 6,831            | 2,418            | 149,930      | 44,479               | 12,349           | 34,878       | 63,111        |

## 4. 외환보유액(금제외)(계속) <sup>1)</sup>

### Foreign Exchange Reserves (Total Reserves Excluding Gold)(Cont'd)

단위: 기말, 백만 달러

In end of period, million US\$

|         | 인 도<br>India | 일 본<br>Japan | 중 국<br>China | 체 코<br>Czechia | 캐나다<br>Canada | 태 국<br>Thailand | 터 키<br>Turkey |
|---------|--------------|--------------|--------------|----------------|---------------|-----------------|---------------|
| 2015    | 334,311      | 1,207,019    | 3,345,194    | 64,148         | 79,695        | 151,266         | 92,921        |
| 2016    | 341,145      | 1,188,327    | 3,029,775    | 85,366         | 82,718        | 166,157         | 90,919        |
| 2017    | 389,350      | 1,232,244    | 3,158,877    | 147,583        | 86,678        | 196,121         | 84,115        |
| 2018    | 374,425      | 1,238,935    | 3,091,881    | 142,151        | 83,926        | 199,296         | 72,867        |
| 2019    | 432,378      | 1,284,974    | 3,127,494    | 149,464        | 85,297        | 216,817         | 78,532        |
| 2020    | 549,087      | 1,344,283    | 3,238,782    | 165,541        | 90,428        | 248,743         | 49,958        |
| 2020. 1 | 442,648      | 1,301,940    | 3,134,968    | 147,606        | 86,471        | 222,437         | 74,850        |
| 2       | 451,703      | 1,318,088    | 3,125,925    | 146,217        | 87,567        | 221,614         | 77,413        |
| 3       | 447,527      | 1,325,252    | 3,079,722    | 144,498        | 86,100        | 218,688         | 60,683        |
| 4       | 449,108      | 1,323,902    | 3,111,307    | 146,455        | 87,323        | 227,369         | 51,470        |
| 5       | 460,964      | 1,332,801    | 3,121,640    | 150,076        | 87,372        | 228,700         | 54,360        |
| 6       | 472,094      | 1,336,145    | 3,132,891    | 150,884        | 87,277        | 232,767         | 47,115        |
| 7       | 497,249      | 1,350,518    | 3,175,530    | 157,350        | 90,401        | 240,590         | 46,677        |
| 8       | 505,304      | 1,346,730    | 3,185,741    | 159,209        | 89,895        | 244,772         | 40,295        |
| 9       | 508,527      | 1,339,756    | 3,163,405    | 156,841        | 90,157        | 241,722         | 37,743        |
| 10      | 523,970      | 1,334,464    | 3,148,892    | 156,654        | 90,872        | 239,220         | 42,252        |
| 11      | 539,922      | 1,337,596    | 3,199,686    | 162,031        | 91,742        | 244,708         | 42,672        |
| 12      | 549,087      | 1,344,283    | 3,238,782    | 165,541        | 90,428        | 248,743         | 49,958        |
| 2021. 1 | 554,104      | 1,342,338    | 3,232,950    | 163,859        | 89,107        | 247,704         | 51,867        |
| 2       | 549,399      | 1,332,673    | 3,227,246    | 165,191        | 86,326        | 245,342         | 52,985        |
| 3       | 543,284      | 1,318,667    | 3,191,635    | 163,106        | 83,375        | 237,090         | 46,113        |
| 4       | 552,737      | 1,326,538    | 3,220,012    | 166,933        | 84,337        | 239,151         | 45,409        |
| 5       | 560,788      | 1,331,958    | 3,243,779    | 169,014        | 89,217        | 236,820         | 46,648        |
| 6       | 575,511      | 1,324,702    | ...          | 166,488        | 89,053        | 232,641         | 55,779        |

|         | 포르투갈<br>Portugal | 폴란드<br>Poland | 프랑스<br>France | 핀란드<br>Finland | 필리핀<br>Philippines | 헝가리<br>Hungary | 홍 콩<br>Hong Kong |
|---------|------------------|---------------|---------------|----------------|--------------------|----------------|------------------|
| 2015    | 6,367            | 91,395        | 55,193        | 8,341          | 73,964             | 33,019         | 358,702          |
| 2016    | 10,899           | 110,535       | 56,125        | 8,655          | 73,433             | 25,824         | 386,217          |
| 2017    | 10,153           | 108,975       | 54,781        | 8,458          | 73,228             | 27,874         | 431,355          |
| 2018    | 9,159            | 111,656       | 66,103        | 8,284          | 71,040             | 30,068         | 424,534          |
| 2019    | 6,271            | 117,196       | 69,725        | 9,020          | 79,824             | 30,288         | 441,248          |
| 2020    | 6,199            | 140,316       | 76,114        | 10,492         | 98,512             | 39,434         | 491,649          |
| 2020. 1 | 5,872            | 113,828       | 70,874        | 8,876          | 78,853             | 28,008         | 445,575          |
| 2       | 5,424            | 116,210       | 72,168        | 8,873          | 80,171             | 25,823         | 445,602          |
| 3       | 7,310            | 109,089       | 72,772        | 8,620          | 80,846             | 26,663         | 437,529          |
| 4       | 6,208            | 105,631       | 71,689        | 8,738          | 82,923             | 29,815         | 441,205          |
| 5       | 6,224            | 120,085       | 73,005        | 8,776          | 85,272             | 30,611         | 442,242          |
| 6       | 6,696            | 116,066       | 72,789        | 8,745          | 85,454             | 32,078         | 441,323          |
| 7       | 7,073            | 123,138       | 73,178        | 8,845          | 86,005             | 33,064         | 448,800          |
| 8       | 7,537            | 124,713       | 74,209        | 8,809          | 86,916             | 33,814         | 448,965          |
| 9       | 7,909            | 125,639       | 73,846        | 8,868          | 88,849             | 35,813         | 452,315          |
| 10      | 7,588            | 129,321       | 74,433        | 9,994          | 92,154             | 33,382         | 473,998          |
| 11      | 6,167            | 131,367       | 74,649        | 9,950          | 94,068             | 37,212         | 484,799          |
| 12      | 6,199            | 140,316       | 76,114        | 10,492         | 98,512             | 39,434         | 491,649          |
| 2021. 1 | 5,172            | 143,667       | 75,126        | 10,308         | 97,981             | 38,413         | 493,041          |
| 2       | 5,318            | 150,467       | 74,993        | 10,411         | 95,991             | 38,448         | 495,604          |
| 3       | 5,941            | 145,951       | 73,576        | 10,393         | 95,369             | 32,472         | 491,256          |
| 4       | 7,304            | 142,656       | 74,069        | 10,511         | 98,395             | 31,257         | 490,457          |
| 5       | 8,429            | 148,635       | 74,845        | 10,626         | 97,345             | 31,446         | 494,364          |
| 6       | 8,484            | 146,293       | 74,729        | 10,582         | ...                | 31,279         | ...              |

## 5. 환 율

### Foreign Exchange Rates

단위: 기간평균, 대 달러

In period averages, per US\$

|         | 한 국<br>Korea | 노르웨이 <sup>1)</sup><br>Norway | 뉴질랜드 <sup>1)</sup><br>New Zealand | 대 만<br>Taiwan | 덴마크 <sup>1)</sup><br>Denmark | 러시아<br>Russia | 말레이시아<br>Malaysia |
|---------|--------------|------------------------------|-----------------------------------|---------------|------------------------------|---------------|-------------------|
| 통화단위    | Won          | Kroner                       | NZ\$                              | NT\$          | Kroner                       | Rubles        | Ringgit           |
| 2015    | 1,131.5      | 8.064                        | 1.434                             | 31.898        | 6.725                        | 60.938        | 3.906             |
| 2016    | 1,160.5      | 8.400                        | 1.437                             | 32.318        | 6.731                        | 67.056        | 4.148             |
| 2017    | 1,130.8      | 8.271                        | 1.407                             | 30.439        | 6.602                        | 58.343        | 4.300             |
| 2018    | 1,100.3      | 8.135                        | 1.446                             | 30.156        | 6.314                        | 62.668        | 4.035             |
| 2019    | 1,165.7      | 8.799                        | 1.518                             | 30.925        | 6.669                        | 64.738        | 4.142             |
| 2020    | 1,180.1      | 9.413                        | 1.541                             | 29.578        | 6.542                        | 72.105        | 4.203             |
| 2020. 2 | 1,193.8      | 9.292                        | 1.565                             | 30.191        | 6.852                        | 63.878        | 4.163             |
| 3       | 1,220.1      | 10.220                       | 1.654                             | 30.205        | 6.755                        | 73.148        | 4.296             |
| 4       | 1,225.2      | 10.424                       | 1.663                             | 30.089        | 6.869                        | 75.217        | 4.355             |
| 5       | 1,228.7      | 10.089                       | 1.643                             | 29.957        | 6.843                        | 72.611        | 4.342             |
| 6       | 1,210.0      | 9.533                        | 1.551                             | 29.752        | 6.625                        | 69.222        | 4.275             |
| 7       | 1,198.9      | 9.297                        | 1.517                             | 29.563        | 6.498                        | 71.283        | 4.266             |
| 8       | 1,186.9      | 8.945                        | 1.515                             | 29.521        | 6.295                        | 73.797        | 4.191             |
| 9       | 1,178.8      | 9.141                        | 1.501                             | 29.359        | 6.311                        | 75.651        | 4.151             |
| 10      | 1,144.7      | 9.276                        | 1.506                             | 28.934        | 6.320                        | 77.589        | 4.153             |
| 11      | 1,116.8      | 9.078                        | 1.456                             | 28.844        | 6.290                        | 77.033        | 4.114             |
| 12      | 1,095.1      | 8.717                        | 1.410                             | 28.539        | 6.115                        | 74.050        | 4.056             |
| 2021. 1 | 1,097.5      | 8.518                        | 1.391                             | 28.431        | 6.109                        | 74.225        | 4.037             |
| 2       | 1,111.7      | 8.497                        | 1.381                             | 28.350        | 6.147                        | 74.379        | 4.045             |
| 3       | 1,131.0      | 8.528                        | 1.402                             | 28.385        | 6.250                        | 74.409        | 4.109             |
| 4       | 1,119.4      | 8.392                        | 1.403                             | 28.257        | 6.220                        | 76.092        | 4.124             |
| 5       | 1,123.3      | 8.301                        | 1.384                             | 27.921        | 6.122                        | 74.042        | 4.128             |
| 6       | 1,121.3      | 8.422                        | 1.408                             | 27.797        | 6.173                        | 72.508        | 4.135             |
| 7       | 1,144.0      | ...                          | ...                               | ...           | ...                          | ...           | 4.198             |

|         | 멕시코 <sup>1)</sup><br>Mexico | 브라질<br>Brazil | 스웨덴 <sup>1)</sup><br>Sweden | 스위스 <sup>1)</sup><br>Switzerland | 스페인 <sup>1)</sup><br>Spain | 아이슬란드 <sup>1)</sup><br>Iceland | 아일랜드 <sup>1)</sup><br>Ireland |
|---------|-----------------------------|---------------|-----------------------------|----------------------------------|----------------------------|--------------------------------|-------------------------------|
| 통화단위    | Pesos                       | Reais         | Kronor                      | Francs                           | Euro                       | Kronur                         | Euro                          |
| 2015    | 15.874                      | 3.327         | 8.429                       | 0.962                            | 0.901                      | 131.9                          | 0.901                         |
| 2016    | 18.627                      | 3.491         | 8.556                       | 0.985                            | 0.904                      | 120.8                          | 0.904                         |
| 2017    | 18.871                      | 3.191         | 8.547                       | 0.985                            | 0.887                      | 106.8                          | 0.887                         |
| 2018    | 19.178                      | 3.654         | 8.690                       | 0.978                            | 0.847                      | 108.3                          | 0.847                         |
| 2019    | 19.217                      | 3.944         | 9.456                       | 0.994                            | 0.893                      | 122.6                          | 0.893                         |
| 2020    | 21.401                      | 5.155         | 9.210                       | 0.939                            | 0.878                      | 135.4                          | 0.878                         |
| 2020. 2 | 18.802                      | 4.342         | 9.689                       | 0.976                            | 0.917                      | 126.8                          | 0.917                         |
| 3       | 22.142                      | 4.883         | 9.804                       | 0.957                            | 0.906                      | 134.7                          | 0.906                         |
| 4       | 24.101                      | 5.325         | 10.024                      | 0.971                            | 0.920                      | 144.2                          | 0.920                         |
| 5       | 23.334                      | 5.643         | 9.744                       | 0.971                            | 0.917                      | 144.0                          | 0.917                         |
| 6       | 22.175                      | 5.196         | 9.305                       | 0.952                            | 0.888                      | 135.5                          | 0.888                         |
| 7       | 22.336                      | 5.280         | 9.050                       | 0.935                            | 0.872                      | 138.1                          | 0.872                         |
| 8       | 22.137                      | 5.461         | 8.715                       | 0.910                            | 0.845                      | 136.6                          | 0.845                         |
| 9       | 21.550                      | 5.399         | 8.837                       | 0.914                            | 0.849                      | 137.9                          | 0.849                         |
| 10      | 21.212                      | 5.625         | 8.840                       | 0.913                            | 0.850                      | 139.0                          | 0.850                         |
| 11      | 20.354                      | 5.417         | 8.648                       | 0.911                            | 0.845                      | 136.9                          | 0.845                         |
| 12      | 19.891                      | 5.145         | 8.364                       | 0.889                            | 0.822                      | 127.6                          | 0.822                         |
| 2021. 1 | 19.841                      | 5.356         | 8.288                       | 0.886                            | 0.822                      | 128.5                          | 0.822                         |
| 2       | 20.236                      | 5.416         | 8.334                       | 0.897                            | 0.827                      | 128.3                          | 0.827                         |
| 3       | 20.682                      | 5.646         | 8.541                       | 0.929                            | 0.840                      | 127.3                          | 0.840                         |
| 4       | 20.025                      | 5.562         | 8.508                       | 0.924                            | 0.836                      | 125.9                          | 0.836                         |
| 5       | 19.918                      | 5.290         | 8.349                       | 0.903                            | 0.823                      | 123.0                          | 0.823                         |
| 6       | 19.949                      | 5.031         | 8.394                       | 0.908                            | 0.830                      | 121.9                          | 0.830                         |
| 7       | ...                         | 5.156         | ...                         | ...                              | ...                        | ...                            | ...                           |

주: 1) OECD 보고서 인용, 그 외 국가는 IMF 보고서 인용

2) EMU(유럽통화동맹) 회원국: 오스트리아, 벨기에, 핀란드, 프랑스, 독일, 아일랜드, 이탈리아, 룩셈부르크, 네덜란드, 포르투갈, 스페인, 그리스 등 12개국은 유로화를 단일자국통화로 사용함.

자료: 한국은행 『주요경제지표』, IMF 『International Financial Statistics』, OECD 『Main Economic Indicators』, 대만 『Financial Statistics』



## 5. 환 율(계속)

### Foreign Exchange Rates (Cont'd)

단위: 기간평균, 대 달러

In period averages, per US\$

|         | 영 국 <sup>1)</sup><br>U. K. | 오스트레일리아 <sup>1)</sup><br>Australia | 유로지역 <sup>1)2)</sup><br>Euro Area | 인 도<br>India | 일 본 <sup>1)</sup><br>Japan | 중 국<br>China | 체 코 <sup>1)</sup><br>Czechia |
|---------|----------------------------|------------------------------------|-----------------------------------|--------------|----------------------------|--------------|------------------------------|
| 통화단위    | Pound                      | A\$                                | Euro                              | Rupees       | Yen                        | Yuan         | Koruna                       |
| 2015    | 0.655                      | 1.331                              | 0.901                             | 64.152       | 121.0                      | 6.227        | 24.593                       |
| 2016    | 0.741                      | 1.345                              | 0.904                             | 67.195       | 108.8                      | 6.644        | 24.441                       |
| 2017    | 0.777                      | 1.305                              | 0.887                             | 65.122       | 112.2                      | 6.759        | 23.385                       |
| 2018    | 0.750                      | 1.339                              | 0.847                             | 68.389       | 110.4                      | 6.616        | 21.730                       |
| 2019    | 0.784                      | 1.439                              | 0.893                             | 70.420       | 109.0                      | 6.908        | 22.931                       |
| 2020    | 0.780                      | 1.454                              | 0.878                             | 74.100       | 106.8                      | 6.901        | 23.212                       |
| 2020. 2 | 0.772                      | 1.499                              | 0.917                             | 71.489       | 110.0                      | 7.000        | 22.973                       |
| 3       | 0.810                      | 1.609                              | 0.906                             | 74.351       | 107.5                      | 7.018        | 24.043                       |
| 4       | 0.805                      | 1.591                              | 0.920                             | 76.236       | 107.8                      | 7.073        | 25.070                       |
| 5       | 0.813                      | 1.536                              | 0.917                             | 75.660       | 107.2                      | 7.111        | 25.012                       |
| 6       | 0.799                      | 1.450                              | 0.888                             | 75.727       | 107.6                      | 7.086        | 23.706                       |
| 7       | 0.788                      | 1.423                              | 0.872                             | 74.993       | 106.8                      | 7.008        | 23.145                       |
| 8       | 0.761                      | 1.389                              | 0.845                             | 74.672       | 106.0                      | 6.929        | 22.122                       |
| 9       | 0.772                      | 1.382                              | 0.849                             | 73.482       | 105.6                      | 6.809        | 22.680                       |
| 10      | 0.770                      | 1.403                              | 0.850                             | 73.458       | 105.2                      | 6.702        | 23.098                       |
| 11      | 0.757                      | 1.377                              | 0.845                             | 74.220       | 104.4                      | 6.608        | 22.357                       |
| 12      | 0.745                      | 1.329                              | 0.822                             | 73.594       | 103.8                      | 6.544        | 21.630                       |
| 2021. 1 | 0.733                      | 1.295                              | 0.822                             | 73.109       | 103.7                      | 6.469        | 21.475                       |
| 2       | 0.721                      | 1.290                              | 0.827                             | 72.756       | 105.3                      | 6.460        | 21.388                       |
| 3       | 0.722                      | 1.297                              | 0.840                             | 72.793       | 108.7                      | 6.509        | 22.002                       |
| 4       | 0.722                      | 1.301                              | 0.836                             | 74.472       | 109.1                      | 6.519        | 21.695                       |
| 5       | 0.710                      | 1.289                              | 0.823                             | 73.268       | 109.1                      | 6.431        | 21.044                       |
| 6       | 0.713                      | 1.307                              | 0.830                             | 73.558       | 110.1                      | 6.424        | 21.132                       |
| 7       | ...                        | ...                                | ...                               | 74.521       | ...                        | 6.475        | ...                          |

|         | 캐나다 <sup>1)</sup><br>Canada | 콜롬비아 <sup>1)</sup><br>Colombia | 태 국<br>Thailand | 터 키 <sup>1)</sup><br>Turkey | 폴란드 <sup>1)</sup><br>Poland | 헝가리 <sup>1)</sup><br>Hungary | 홍 콩<br>Hong Kong |
|---------|-----------------------------|--------------------------------|-----------------|-----------------------------|-----------------------------|------------------------------|------------------|
| 통화단위    | Can\$                       | Pesos                          | Baht            | Lira                        | Zlotys                      | Forint                       | HK\$             |
| 2015    | 1.278                       | 2,741.9                        | 34.248          | 2.723                       | 3.770                       | 279.2                        | 7.752            |
| 2016    | 1.325                       | 3,054.1                        | 35.296          | 3.022                       | 3.944                       | 281.5                        | 7.762            |
| 2017    | 1.298                       | 2,951.3                        | 33.940          | 3.649                       | 3.779                       | 274.5                        | 7.793            |
| 2018    | 1.296                       | 2,955.7                        | 32.310          | 4.840                       | 3.611                       | 270.2                        | 7.839            |
| 2019    | 1.327                       | 3,280.8                        | 31.048          | 5.676                       | 3.839                       | 290.6                        | 7.836            |
| 2020    | 1.341                       | 3,694.9                        | 31.294          | 7.017                       | 3.899                       | 308.0                        | 7.757            |
| 2020. 2 | 1.328                       | 3,409.8                        | 31.335          | 6.063                       | 3.921                       | 309.3                        | 7.776            |
| 3       | 1.395                       | 3,870.0                        | 32.088          | 6.336                       | 4.014                       | 312.1                        | 7.765            |
| 4       | 1.406                       | 3,986.6                        | 32.638          | 6.850                       | 4.181                       | 328.0                        | 7.752            |
| 5       | 1.398                       | 3,863.3                        | 32.042          | 6.932                       | 4.161                       | 322.4                        | 7.753            |
| 6       | 1.355                       | 3,698.2                        | 31.163          | 6.816                       | 3.944                       | 308.7                        | 7.752            |
| 7       | 1.350                       | 3,661.4                        | 31.414          | 6.865                       | 3.886                       | 306.6                        | 7.753            |
| 8       | 1.323                       | 3,788.1                        | 31.215          | 7.262                       | 3.720                       | 294.6                        | 7.752            |
| 9       | 1.322                       | 3,757.1                        | 31.351          | 7.534                       | 3.793                       | 305.6                        | 7.751            |
| 10      | 1.321                       | 3,833.1                        | 31.270          | 7.918                       | 3.861                       | 308.3                        | 7.752            |
| 11      | 1.307                       | 3,687.8                        | 30.477          | 7.986                       | 3.802                       | 304.2                        | 7.754            |
| 12      | 1.281                       | 3,465.8                        | 30.097          | 7.712                       | 3.681                       | 295.2                        | 7.753            |
| 2021. 1 | 1.272                       | 3,496.1                        | 30.006          | 7.397                       | 3.729                       | 295.0                        | 7.754            |
| 2       | 1.270                       | 3,554.4                        | 29.982          | 7.081                       | 3.718                       | 296.0                        | 7.754            |
| 3       | 1.257                       | 3,617.0                        | 30.784          | 7.677                       | 3.864                       | 307.2                        | 7.766            |
| 4       | 1.250                       | 3,651.9                        | 31.333          | 8.163                       | 3.820                       | 301.9                        | 7.770            |
| 5       | 1.212                       | 3,743.8                        | 31.296          | 8.357                       | 3.729                       | 291.4                        | 7.766            |
| 6       | 1.222                       | 3,693.0                        | 31.437          | 8.613                       | 3.736                       | 290.3                        | 7.763            |
| 7       | ...                         | ...                            | 32.606          | ...                         | ...                         | ...                          | ...              |

## 6. 실질실효환율

### Real Effective Exchange Rates

2015=100

|         | 한 국<br>Korea | 그리스<br>Greece | 네덜란드<br>Netherlands | 노르웨이<br>Norway | 뉴질랜드<br>New Zealand | 덴마크<br>Denmark | 독 일<br>Germany | 룩셈부르크<br>Luxembourg |
|---------|--------------|---------------|---------------------|----------------|---------------------|----------------|----------------|---------------------|
| 2015    | 100.0        | 100.0         | 100.0               | 100.0          | 100.0               | 100.0          | 100.0          | 100.0               |
| 2016    | 98.4         | 100.1         | 101.3               | 100.4          | 100.8               | 101.4          | 101.3          | 100.1               |
| 2017    | 101.1        | 99.8          | 100.9               | 101.0          | 102.2               | 101.2          | 101.5          | 100.6               |
| 2018    | 102.4        | 101.0         | 103.5               | 101.5          | 98.3                | 102.0          | 103.0          | 101.0               |
| 2019    | 97.9         | 98.9          | 103.0               | 99.6           | 96.8                | 100.7          | 101.8          | 100.5               |
| 2020    | 96.0         | 98.5          | 105.8               | 92.9           | 96.3                | 101.6          | 102.7          | 101.0               |
| 2020. 2 | 95.5         | 95.7          | 101.1               | 95.8           | 95.6                | 99.9           | 100.1          | 100.4               |
| 3       | 94.8         | 99.6          | 104.5               | 87.8           | 92.8                | 101.9          | 102.3          | 100.5               |
| 4       | 95.1         | 99.2          | 105.0               | 87.9           | 93.1                | 101.8          | 103.0          | 100.4               |
| 5       | 94.4         | 98.4          | 104.9               | 90.4           | 93.5                | 101.4          | 103.0          | 100.3               |
| 6       | 94.7         | 98.7          | 105.6               | 92.6           | 96.5                | 101.2          | 103.5          | 101.0               |
| 7       | 94.5         | 97.6          | 107.7               | 93.9           | 98.0                | 102.2          | 103.2          | 100.7               |
| 8       | 94.7         | 97.9          | 108.4               | 94.8           | 96.4                | 102.2          | 103.7          | 101.9               |
| 9       | 95.6         | 100.1         | 108.0               | 93.6           | 96.9                | 102.6          | 103.8          | 101.9               |
| 10      | 97.4         | 100.2         | 108.5               | 92.4           | 96.8                | 102.7          | 103.8          | 101.7               |
| 11      | 99.1         | 99.1          | 107.4               | 92.8           | 99.0                | 102.3          | 102.6          | 101.6               |
| 12      | 99.6         | 99.5          | 107.8               | 94.3           | 100.2               | 101.9          | 103.2          | 102.0               |
| 2021. 1 | 99.0         | 97.4          | 106.8               | 97.0           | 101.1               | 101.4          | 103.4          | 102.1               |
| 2       | 98.1         | 96.9          | 106.9               | 97.9           | 101.8               | 101.2          | 103.3          | 100.9               |
| 3       | 97.6         | 97.7          | 106.5               | 98.6           | 101.3               | 101.0          | 103.5          | 101.9               |
| 4       | 98.9         | 98.7          | 107.0               | 99.8           | 101.3               | 101.0          | 104.0          | 101.6               |
| 5       | 97.3         | 98.2          | 106.9               | 99.0           | 101.7               | 100.9          | 104.1          | 101.7               |
| 6       | 97.7         | 97.7          | 106.2               | 98.0           | 100.5               | 100.6          | 103.7          | 101.5               |
| 7       | 97.6         | 97.2          | 105.6               | 97.6           | 99.8                | 100.5          | 103.4          | 101.2               |

|         | 멕시코<br>Mexico | 미 국<br>U.S.A. | 벨기에<br>Belgium | 스웨덴<br>Spain | 스위스<br>Switzerland | 스페인<br>Spain | 슬로바키아<br>Slovakia | 아이슬란드<br>Iceland |
|---------|---------------|---------------|----------------|--------------|--------------------|--------------|-------------------|------------------|
| 2015    | 100.0         | 100.0         | 100.0          | 100.0        | 100.0              | 100.0        | 100.0             | 100.0            |
| 2016    | 87.1          | 104.4         | 102.5          | 100.6        | 99.0               | 100.7        | 99.9              | 112.2            |
| 2017    | 89.2          | 104.0         | 103.6          | 99.2         | 97.0               | 101.7        | 98.3              | 124.8            |
| 2018    | 89.3          | 103.0         | 105.8          | 94.4         | 94.1               | 103.4        | 99.4              | 121.1            |
| 2019    | 92.0          | 105.7         | 104.4          | 91.2         | 95.4               | 101.8        | 100.0             | 113.5            |
| 2020    | 84.9          | 107.4         | 105.7          | 92.9         | 99.0               | 102.1        | 102.4             | 104.9            |
| 2020. 2 | 96.0          | 105.7         | 103.6          | 90.2         | 97.7               | 99.9         | 99.7              | 112.5            |
| 3       | 82.0          | 110.0         | 105.2          | 89.5         | 100.3              | 101.2        | 102.2             | 107.8            |
| 4       | 75.3          | 112.2         | 105.1          | 88.6         | 99.9               | 101.7        | 103.1             | 102.6            |
| 5       | 78.1          | 111.5         | 105.1          | 91.4         | 99.7               | 101.9        | 103.2             | 102.8            |
| 6       | 81.7          | 109.2         | 105.5          | 93.1         | 98.7               | 102.5        | 102.2             | 106.0            |
| 7       | 81.2          | 108.9         | 106.0          | 94.3         | 99.0               | 101.9        | 102.6             | 102.2            |
| 8       | 81.5          | 107.3         | 106.9          | 95.2         | 99.4               | 102.7        | 102.5             | 101.2            |
| 9       | 83.7          | 106.6         | 106.6          | 94.5         | 99.5               | 102.8        | 103.5             | 101.3            |
| 10      | 85.4          | 105.9         | 106.6          | 94.5         | 99.6               | 103.2        | 103.8             | 101.0            |
| 11      | 88.7          | 104.2         | 106.4          | 96.1         | 99.0               | 103.2        | 103.3             | 101.8            |
| 12      | 90.4          | 102.2         | 106.7          | 97.2         | 98.8               | 103.5        | 102.9             | 106.5            |
| 2021. 1 | 90.9          | 101.6         | 106.6          | 97.1         | 98.5               | 102.9        | 102.5             | 104.8            |
| 2       | 89.3          | 102.2         | 106.1          | 96.6         | 97.3               | 101.6        | 101.9             | 105.3            |
| 3       | 88.1          | 103.9         | 105.7          | 95.6         | 95.1               | 102.1        | 102.5             | 107.7            |
| 4       | 90.7          | 103.9         | 105.8          | 95.4         | 95.2               | 103.1        | 102.1             | 108.7            |
| 5       | 90.5          | 103.1         | 105.8          | 95.6         | 96.0               | 103.5        | 102.2             | 109.7            |
| 6       | 90.5          | 103.4         | 105.4          | 95.7         | 95.9               | 103.1        | 101.7             | 111.5            |
| 7       | 91.5          | 104.3         | 104.9          | 95.6         | 95.4               | 102.7        | 101.5             | 112.0            |

자료: OECD 『Main Economic Indicators』

## 6. 실질실효환율(계속)

### Real Effective Exchange Rates (Cont'd)

2015=100

|         | 아일랜드<br>Ireland | 영 국<br>U. K. | 오스트레일리아<br>Australia | 오스트리아<br>Austria | 이탈리아<br>Italy | 일 본<br>Japan | 체 코<br>Czechia |
|---------|-----------------|--------------|----------------------|------------------|---------------|--------------|----------------|
| 2015    | 100.0           | 100.0        | 100.0                | 100.0            | 100.0         | 100.0        | 100.0          |
| 2016    | 103.9           | 90.0         | 101.0                | 101.0            | 100.8         | 112.7        | 102.5          |
| 2017    | 105.2           | 85.2         | 104.2                | 101.7            | 100.4         | 106.9        | 106.1          |
| 2018    | 105.4           | 86.6         | 99.9                 | 102.7            | 101.7         | 106.4        | 110.3          |
| 2019    | 103.4           | 86.4         | 95.3                 | 102.2            | 99.8          | 109.5        | 111.0          |
| 2020    | 103.5           | 86.5         | 94.3                 | 103.4            | 100.2         | 110.7        | 111.1          |
| 2020. 2 | 100.7           | 89.0         | 92.2                 | 101.8            | 97.9          | 107.7        | 115.1          |
| 3       | 104.3           | 85.4         | 87.1                 | 103.0            | 99.9          | 112.7        | 109.9          |
| 4       | 103.2           | 87.3         | 87.8                 | 103.2            | 100.1         | 114.1        | 107.1          |
| 5       | 103.1           | 86.2         | 90.7                 | 102.6            | 100.0         | 114.3        | 107.4          |
| 6       | 104.1           | 85.4         | 94.4                 | 102.8            | 100.2         | 111.6        | 110.1          |
| 7       | 104.3           | 85.6         | 96.9                 | 103.3            | 100.4         | 111.6        | 111.6          |
| 8       | 104.8           | 86.3         | 97.6                 | 103.3            | 101.6         | 110.9        | 113.6          |
| 9       | 104.6           | 85.7         | 97.7                 | 104.2            | 101.0         | 110.7        | 110.8          |
| 10      | 103.7           | 85.9         | 96.6                 | 104.3            | 101.1         | 110.3        | 109.1          |
| 11      | 103.7           | 86.8         | 97.4                 | 104.7            | 100.9         | 109.4        | 112.1          |
| 12      | 104.6           | 86.3         | 99.2                 | 105.2            | 101.1         | 108.0        | 112.4          |
| 2021. 1 | 103.8           | 86.8         | 101.5                | 103.6            | 101.2         | 107.5        | 114.0          |
| 2       | 102.9           | 88.3         | 101.9                | 103.5            | 100.6         | 105.5        | 114.6          |
| 3       | 102.6           | 89.6         | 102.6                | 104.4            | 100.5         | 103.4        | 113.1          |
| 4       | 103.1           | 89.4         | 102.1                | 103.8            | 100.7         | 102.4        | 114.3          |
| 5       | 103.0           | 90.0         | 102.1                | 103.6            | 100.4         | 101.5        | 115.7          |
| 6       | 102.6           | 90.1         | 100.9                | 103.4            | 100.0         | 100.6        | 115.9          |
| 7       | 102.2           | 89.8         | 100.0                | 103.3            | 99.6          | 100.7        | 115.8          |

|         | 캐나다<br>Canada | 터 키<br>Turkey | 포르투갈<br>Portugal | 폴란드<br>Poland | 프랑스<br>France | 핀란드<br>Finland | 헝가리<br>Hungary |
|---------|---------------|---------------|------------------|---------------|---------------|----------------|----------------|
| 2015    | 100.0         | 100.0         | 100.0            | 100.0         | 100.0         | 100.0          | 100.0          |
| 2016    | 97.5          | 98.1          | 101.0            | 95.8          | 100.6         | 101.4          | 100.5          |
| 2017    | 99.0          | 86.2          | 101.1            | 98.4          | 100.7         | 99.5           | 101.8          |
| 2018    | 98.6          | 74.0          | 101.5            | 99.8          | 102.0         | 101.6          | 100.8          |
| 2019    | 97.5          | 73.2          | 100.1            | 99.0          | 100.8         | 100.5          | 99.7           |
| 2020    | 96.2          | ...           | 100.6            | 99.4          | 101.5         | 101.8          | 95.5           |
| 2020. 2 | 97.4          | 73.5          | 97.9             | 101.0         | 99.6          | 99.4           | 96.9           |
| 3       | 93.1          | 72.0          | 100.7            | 99.5          | 101.1         | 102.4          | 96.6           |
| 4       | 92.8          | ...           | 101.0            | 96.9          | 101.0         | 102.0          | 92.9           |
| 5       | 93.6          | ...           | 100.6            | 96.8          | 101.2         | 101.3          | 94.7           |
| 6       | 96.2          | ...           | 101.4            | 99.4          | 101.4         | 100.9          | 96.0           |
| 7       | 95.9          | ...           | 100.6            | 99.2          | 102.1         | 101.7          | 96.3           |
| 8       | 96.9          | ...           | 100.8            | 101.0         | 102.5         | 102.6          | 97.6           |
| 9       | 96.7          | ...           | 101.8            | 99.9          | 102.1         | 103.1          | 94.3           |
| 10      | 97.0          | ...           | 101.6            | 98.3          | 101.9         | 103.3          | 93.8           |
| 11      | 97.9          | ...           | 101.2            | 99.3          | 102.2         | 102.9          | 94.2           |
| 12      | 98.8          | ...           | 101.0            | 99.7          | 102.5         | 102.6          | 94.6           |
| 2021. 1 | 99.5          | ...           | 100.2            | 98.9          | 102.0         | 102.4          | 94.9           |
| 2       | 99.8          | ...           | 99.4             | 99.6          | 101.4         | 102.0          | 95.2           |
| 3       | 101.3         | ...           | 100.3            | 98.0          | 101.5         | 101.8          | 93.6           |
| 4       | 101.6         | ...           | 100.2            | 99.2          | 101.3         | 102.1          | 95.3           |
| 5       | 104.3         | ...           | 100.1            | 99.9          | 101.4         | 101.7          | 97.3           |
| 6       | 103.4         | ...           | 99.8             | 101.1         | 101.1         | 101.1          | 98.4           |
| 7       | 102.1         | ...           | 99.6             | 101.5         | 100.7         | 100.8          | 97.9           |

## 7. 경상수지

### Current Balance

단위: 백만 달러

In million US\$

|          | 한 국<br>Korea | 그리스<br>Greece | 네덜란드<br>Netherlands | 노르웨이<br>Norway | 뉴질랜드<br>New Zealand | 대 만 <sup>1)</sup><br>Taiwan | 덴마크<br>Denmark |
|----------|--------------|---------------|---------------------|----------------|---------------------|-----------------------------|----------------|
| 2015     | 105,119      | -1,611        | 48,583              | 31,106         | -4,769              | 72,730                      | 24,953         |
| 2016     | 97,924       | -3,261        | 62,968              | 14,766         | -4,324              | 71,222                      | 24,313         |
| 2017     | 75,231       | -3,606        | 90,231              | 21,650         | -6,116              | 83,053                      | 26,734         |
| 2018     | 77,467       | -6,249        | 99,060              | 34,961         | -8,619              | 70,843                      | 25,762         |
| 2019     | 59,676       | -3,112        | 85,281              | 11,688         | -6,843              | 65,161                      | 30,349         |
| 2020     | 75,276       | -12,618       | 63,655              | 7,185          | -1,814              | 95,095                      | 29,319         |
| 2017.3/4 | 25,945       | 4,717         | 21,852              | 4,374          | -3,811              | 17,911                      | 7,216          |
| 4/4      | 18,851       | -4,061        | 26,817              | 2,527          | -2,064              | 27,891                      | 7,169          |
| 2018.1/4 | 10,994       | -3,801        | 28,658              | 10,839         | -133                | 21,860                      | 3,736          |
| 2/4      | 18,263       | -1,758        | 18,674              | 8,852          | -1,438              | 17,570                      | 5,304          |
| 3/4      | 28,691       | 3,733         | 24,207              | 10,552         | -4,392              | 10,901                      | 8,233          |
| 4/4      | 19,519       | -4,423        | 27,521              | 4,718          | -2,655              | 20,512                      | 8,489          |
| 2019.1/4 | 10,550       | -4,290        | 24,940              | 6,900          | 276                 | 17,123                      | 3,612          |
| 2/4      | 10,622       | -408          | 14,022              | 1,874          | -974                | 17,428                      | 9,241          |
| 3/4      | 19,955       | 4,503         | 21,834              | 1,305          | -4,313              | 13,648                      | 8,813          |
| 4/4      | 18,549       | -2,918        | 24,485              | 1,609          | -1,831              | 16,962                      | 8,682          |
| 2020.1/4 | 12,931       | -3,929        | 19,455              | 4,794          | 1,207               | 17,021                      | 5,828          |
| 2/4      | 6,108        | -3,852        | 12,204              | -67            | 1,149               | 21,022                      | 8,728          |
| 3/4      | 24,002       | -1,665        | 16,560              | 1,898          | -2,395              | 29,697                      | 8,758          |
| 4/4      | 32,235       | -3,172        | 15,436              | 560            | -1,775              | 27,355                      | 6,005          |
| 2021.1/4 | 22,818       | -3,238        | 27,239              | 11,072         | -2,082              | 26,112                      | 4,389          |
| 2/4      | 21,518       | ...           | ...                 | ...            | ...                 | 28,044                      | ...            |

|          | 독 일<br>Germany | 러시아<br>Russia | 룩셈부르크<br>Luxembourg | 멕시코<br>Mexico | 미 국<br>U. S. A. | 벨기에<br>Belgium | 브라질<br>Brazil |
|----------|----------------|---------------|---------------------|---------------|-----------------|----------------|---------------|
| 2015     | 288,620        | 67,777        | 2,949               | -31,075       | -408,884        | 6,363          | -54,789       |
| 2016     | 295,079        | 24,469        | 2,958               | -24,361       | -397,573        | 2,645          | -24,475       |
| 2017     | 288,536        | 32,179        | 3,336               | -20,423       | -361,702        | 3,520          | -22,033       |
| 2018     | 312,697        | 115,680       | 3,333               | -25,109       | -438,241        | -4,136         | -51,457       |
| 2019     | 289,605        | 65,399        | 3,095               | -3,777        | -472,145        | 1,842          | -65,030       |
| 2020     | 266,327        | 36,113        | 2,999               | 25,953        | -616,087        | -932           | -25,923       |
| 2017.3/4 | 74,246         | -3,352        | 1,567               | -4,997        | -96,088         | 1,972          | -6,477        |
| 4/4      | 86,256         | 12,861        | 3,200               | -1,749        | -86,597         | 49             | -9,337        |
| 2018.1/4 | 91,806         | 30,190        | 2,060               | -11,227       | -78,711         | 945            | -16,321       |
| 2/4      | 81,283         | 18,435        | -2,857              | -3,799        | -96,506         | -474           | -6,311        |
| 3/4      | 65,383         | 28,074        | 2,575               | -6,524        | -133,275        | -315           | -15,169       |
| 4/4      | 74,224         | 38,981        | 1,556               | -3,560        | -129,749        | -4,292         | -13,656       |
| 2019.1/4 | 79,743         | 33,583        | -2,407              | -11,359       | -106,493        | 723            | -15,590       |
| 2/4      | 64,951         | 10,270        | 226                 | 4,550         | -126,189        | -1,819         | -8,951        |
| 3/4      | 69,864         | 10,592        | 249                 | -266          | -136,201        | 2,324          | -21,533       |
| 4/4      | 75,047         | 10,955        | 5,027               | 3,297         | -103,262        | 613            | -18,957       |
| 2020.1/4 | 68,697         | 23,495        | -171                | -7,502        | -97,354         | 868            | -19,508       |
| 2/4      | 41,079         | 1,605         | 3,676               | -790          | -154,255        | 1,230          | 6,246         |
| 3/4      | 72,416         | 3,953         | -297                | 17,033        | -188,793        | -2,665         | -42           |
| 4/4      | 84,134         | 7,060         | -209                | 17,211        | -175,685        | -365           | -12,620       |
| 2021.1/4 | 80,166         | 23,248        | 424                 | -5,135        | -165,718        | ...            | -17,736       |
| 2/4      | ...            | ...           | ...                 | ...           | ...             | ...            | 10,761        |

주: 1) 2021년 2/4분기 자료는 잠정치임

자료: 한국은행 경제통계시스템, IMF 『International Financial Statistics』, 대만 『Balance of Payments』

## 7. 경 상 수 지(계속)

### Current Balance (Cont'd)

단위: 백만 달러

In million US\$

|          | 스웨덴<br>Sweden | 스위스<br>Switzerland | 스페인<br>Spain | 슬로바키아<br>Slovakia | 슬로베니아<br>Slovenia | 싱가포르<br>Singapore | 아이슬란드<br>Iceland |
|----------|---------------|--------------------|--------------|-------------------|-------------------|-------------------|------------------|
| 2015     | 16,750        | 72,112             | 24,107       | -1,849            | 1,646             | 57,574            | 986              |
| 2016     | 12,154        | 62,621             | 39,298       | -2,432            | 2,143             | 56,012            | 1,717            |
| 2017     | 16,089        | 50,799             | 36,860       | -1,853            | 3,035             | 59,282            | 1,055            |
| 2018     | 14,562        | 49,095             | 27,212       | -2,293            | 3,229             | 57,934            | 986              |
| 2019     | 29,168        | 49,151             | 29,605       | -2,842            | 3,246             | 53,399            | 1,579            |
| 2020     | 30,979        | 28,094             | 9,040        | -294              | 3,957             | 59,786            | 244              |
| 2017.3/4 | 4,953         | 8,364              | 12,990       | -627              | 1,083             | 17,010            | 671              |
| 4/4      | 4,795         | 21,157             | 9,599        | -681              | 689               | 13,970            | 124              |
| 2018.1/4 | 3,634         | 12,415             | 1,078        | -346              | 843               | 12,330            | 117              |
| 2/4      | 1,257         | 17,794             | 10,808       | -179              | 827               | 14,626            | 61               |
| 3/4      | 5,437         | 8,554              | 9,086        | -466              | 940               | 16,541            | 719              |
| 4/4      | 4,234         | 10,332             | 6,240        | -1,302            | 619               | 14,365            | 89               |
| 2019.1/4 | 7,687         | 7,401              | -1,544       | -209              | 837               | 12,587            | 406              |
| 2/4      | 6,770         | 13,195             | 12,335       | -747              | 884               | 14,264            | 181              |
| 3/4      | 9,105         | 12,087             | 9,628        | -1,298            | 754               | 13,872            | 565              |
| 4/4      | 5,605         | 16,467             | 9,186        | -589              | 771               | 12,667            | 427              |
| 2020.1/4 | 8,046         | 10,497             | -511         | -1,001            | 1,087             | 14,207            | 91               |
| 2/4      | 6,687         | 8,249              | 1,822        | -338              | 788               | 14,482            | -43              |
| 3/4      | 8,147         | 12,503             | 2,341        | 698               | 932               | 16,535            | 22               |
| 4/4      | 8,100         | -3,155             | 5,387        | 347               | 1,149             | 14,572            | 173              |
| 2021.1/4 | 9,330         | 17,612             | -2,480       | 214               | 978               | 18,490            | -211             |
| 2/4      | ...           | ...                | ...          | ...               | ...               | ...               | ...              |

|          | 아일랜드<br>Ireland | 에스토니아<br>Estonia | 영 국<br>U. K. | 오스트레일리아<br>Australia | 오스트리아<br>Austria | 이탈리아<br>Italy | 인 도<br>India |
|----------|-----------------|------------------|--------------|----------------------|------------------|---------------|--------------|
| 2015     | 12,912          | 403              | -147,252     | -56,959              | 6,634            | 25,379        | -22,457      |
| 2016     | -12,521         | 301              | -147,720     | -41,035              | 10,770           | 48,415        | -12,114      |
| 2017     | 3,398           | 622              | -100,433     | -35,952              | 5,650            | 51,457        | -38,168      |
| 2018     | 24,170          | 280              | -104,799     | -29,786              | 5,989            | 52,075        | -65,599      |
| 2019     | -44,934         | 616              | -87,545      | 7,915                | 12,664           | 64,011        | -29,763      |
| 2020     | ...             | -244             | -95,421      | 34,373               | 10,783           | 69,737        | 32,730       |
| 2017.3/4 | 16,911          | 234              | -31,998      | -12,028              | -377             | 18,754        | -6,944       |
| 4/4      | 15,105          | 151              | -20,577      | -12,289              | 3,366            | 17,467        | -13,704      |
| 2018.1/4 | 13,725          | 35               | -25,394      | -7,456               | 6,361            | 5,632         | -13,047      |
| 2/4      | 12,868          | 137              | -19,022      | -8,381               | 91               | 13,054        | -15,782      |
| 3/4      | 12,815          | -3               | -31,130      | -9,124               | 76               | 18,751        | -19,033      |
| 4/4      | -15,239         | 111              | -29,252      | -4,825               | -539             | 14,639        | -17,738      |
| 2019.1/4 | 10,396          | 47               | -43,743      | -887                 | 5,976            | 5,193         | -4,628       |
| 2/4      | -36,623         | 130              | -20,080      | 4,442                | -384             | 15,763        | -14,977      |
| 3/4      | 12,914          | 159              | -28,461      | 2,633                | 2,193            | 19,808        | -7,553       |
| 4/4      | -31,621         | 281              | 4,739        | 1,727                | 4,879            | 23,247        | -2,605       |
| 2020.1/4 | -16,048         | 306              | -22,537      | 5,982                | 5,554            | 8,334         | 584          |
| 2/4      | 12,865          | 370              | -14,706      | 12,666               | -64              | 5,852         | 19,083       |
| 3/4      | 14,831          | -84              | -21,426      | 5,763                | 3,379            | 29,031        | 15,275       |
| 4/4      | ...             | -836             | -36,752      | 9,962                | 1,913            | 26,521        | -2,212       |
| 2021.1/4 | ...             | -389             | -16,454      | 13,612               | -978             | 8,575         | -8,135       |
| 2/4      | ...             | ...              | ...          | ...                  | ...              | ...           | ...          |

## 7. 경 상 수 지(계속)

### Current Balance (Cont'd)

단위: 백만 달러

In million US\$

|          | 인도네시아     | 일 본     | 중 국     | 체 코     | 캐나다     | 태 국      | 터 키     |
|----------|-----------|---------|---------|---------|---------|----------|---------|
|          | Indonesia | Japan   | China   | Czechia | Canada  | Thailand | Turkey  |
| 2015     | -17,519   | 136,472 | 293,022 | 845     | -54,696 | 27,753   | -27,314 |
| 2016     | -16,952   | 197,049 | 191,337 | 3,462   | -47,263 | 43,438   | -27,039 |
| 2017     | -16,196   | 203,169 | 188,676 | 2,961   | -46,236 | 43,952   | -40,813 |
| 2018     | -30,633   | 177,269 | 24,131  | 1,260   | -40,436 | 28,423   | -21,743 |
| 2019     | -30,279   | 176,811 | 102,910 | 898     | -35,688 | 38,206   | 6,759   |
| 2020     | -4,341    | 164,497 | 273,980 | 8,845   | -29,723 | 17,597   | -37,315 |
| 2017.3/4 | -4,237    | 65,337  | 43,150  | -1,402  | -13,762 | 13,281   | -8,432  |
| 4/4      | -5,567    | 38,505  | 70,808  | 186     | -9,091  | 10,466   | -13,750 |
| 2018.1/4 | -4,937    | 55,393  | -39,773 | 2,839   | -13,490 | 14,193   | -16,003 |
| 2/4      | -7,784    | 46,073  | -2,642  | 204     | -10,793 | 4,168    | -14,136 |
| 3/4      | -8,380    | 52,148  | 17,574  | -2,638  | -7,579  | 3,829    | 3,028   |
| 4/4      | -9,531    | 23,655  | 48,972  | 855     | -8,574  | 6,233    | 5,368   |
| 2019.1/4 | -6,550    | 53,452  | 22,298  | 2,259   | -14,442 | 11,536   | -731    |
| 2/4      | -8,199    | 39,783  | 19,813  | 1,478   | -7,931  | 4,311    | 25      |
| 3/4      | -7,481    | 51,108  | 30,634  | -2,219  | -9,290  | 10,775   | 7,515   |
| 4/4      | -8,048    | 32,467  | 30,165  | -620    | -4,025  | 11,584   | -50     |
| 2020.1/4 | -3,426    | 50,917  | -40,454 | 3,616   | -11,273 | 9,945    | -8,856  |
| 2/4      | -2,889    | 13,228  | 97,320  | 683     | -7,273  | 1,207    | -12,380 |
| 3/4      | 1,081     | 49,785  | 93,349  | 3,737   | -10,312 | 7,195    | -8,729  |
| 4/4      | 892       | 50,567  | 123,765 | 809     | -864    | -750     | -7,350  |
| 2021.1/4 | -997      | 59,117  | ...     | 3,708   | 2,063   | -3,419   | -7,880  |
| 2/4      | ...       | ...     | ...     | ...     | ...     | ...      | ...     |

|          | 포르투갈     | 폴란드    | 프랑스     | 핀란드     | 필리핀         | 헝가리     | 홍 콩       |
|----------|----------|--------|---------|---------|-------------|---------|-----------|
|          | Portugal | Poland | France  | Finland | Philippines | Hungary | Hong Kong |
| 2015     | 467      | -4,347 | -9,132  | -2,205  | 7,266       | 2,926   | 10,264    |
| 2016     | 2,411    | -3,719 | -12,205 | -4,844  | -1,199      | 5,855   | 12,688    |
| 2017     | 3,040    | -1,960 | -17,978 | -1,951  | -2,143      | 2,769   | 15,621    |
| 2018     | 1,325    | -7,530 | -24,384 | -5,160  | -8,877      | 636     | 13,514    |
| 2019     | 888      | 2,931  | -8,213  | -877    | -3,047      | -620    | 21,230    |
| 2020     | -2,606   | 20,549 | -49,060 | 2,342   | 12,979      | 20      | 22,667    |
| 2017.3/4 | 3,480    | -739   | 4,793   | 197     | 1,437       | 852     | 7,358     |
| 4/4      | 678      | -2,247 | 4,854   | 357     | -2,471      | -222    | 2,695     |
| 2018.1/4 | 695      | -43    | -22,409 | -1,053  | -715        | 981     | 1,471     |
| 2/4      | -2,049   | -939   | -8,950  | -3,592  | -3,346      | 641     | 1,565     |
| 3/4      | 3,282    | -3,676 | 824     | -895    | -2,087      | -214    | 5,841     |
| 4/4      | -602     | -2,872 | 6,151   | 381     | -2,730      | -772    | 4,637     |
| 2019.1/4 | -630     | 1,812  | -12,491 | 135     | -1,728      | 78      | 3,089     |
| 2/4      | -1,189   | 219    | -2,866  | -3,878  | -785        | 479     | 3,822     |
| 3/4      | 2,795    | -755   | -2,412  | 587     | -192        | -336    | 8,713     |
| 4/4      | -89      | 1,655  | 9,556   | 2,278   | -342        | -841    | 5,605     |
| 2020.1/4 | -712     | 5,471  | -15,891 | -1,579  | 225         | 139     | -1,327    |
| 2/4      | -2,207   | 6,129  | -18,659 | -968    | 4,415       | -1,237  | 7,476     |
| 3/4      | 639      | 3,801  | -12,854 | 766     | 4,166       | 946     | 12,495    |
| 4/4      | -326     | 5,148  | -1,656  | 4,124   | 4,173       | 172     | 4,022     |
| 2021.1/4 | -567     | 3,552  | -13,257 | -411    | -614        | 701     | 7,713     |
| 2/4      | ...      | ...    | ...     | ...     | ...         | ...     | ...       |

## 8. 상품수지

### Trade Balance

단위: 백만 달러

In million US\$

|          | 한 국<br>Korea | 그리스<br>Greece | 네덜란드<br>Netherlands | 노르웨이<br>Norway | 뉴질랜드<br>New Zealand | 대 만 <sup>1)</sup><br>Taiwan | 덴마크<br>Denmark |
|----------|--------------|---------------|---------------------|----------------|---------------------|-----------------------------|----------------|
| 2015     | 120,275      | -19,603       | 72,651              | 27,486         | -1,328              | 73,139                      | 14,375         |
| 2016     | 116,462      | -19,858       | 72,645              | 12,920         | -1,881              | 70,960                      | 17,011         |
| 2017     | 113,593      | -22,389       | 81,226              | 23,203         | -1,503              | 81,258                      | 15,010         |
| 2018     | 110,087      | -26,532       | 84,612              | 33,816         | -3,523              | 67,034                      | 12,829         |
| 2019     | 79,812       | -25,572       | 67,299              | 15,670         | -2,415              | 57,671                      | 18,440         |
| 2020     | 81,945       | -21,135       | 74,169              | -77            | 1,905               | 75,167                      | 18,683         |
| 2017.3/4 | 33,091       | -5,755        | 20,471              | 4,689          | -1,560              | 23,781                      | 4,075          |
| 4/4      | 28,499       | -5,907        | 21,944              | 6,558          | -805                | 23,047                      | 3,095          |
| 2018.1/4 | 21,348       | -6,511        | 23,140              | 9,448          | -348                | 16,394                      | 3,069          |
| 2/4      | 29,366       | -6,482        | 19,977              | 6,518          | 197                 | 17,963                      | 1,289          |
| 3/4      | 34,718       | -6,781        | 20,681              | 8,770          | -2,151              | 15,707                      | 4,107          |
| 4/4      | 24,655       | -6,758        | 20,815              | 9,080          | -1,220              | 16,970                      | 4,364          |
| 2019.1/4 | 19,728       | -6,814        | 18,121              | 6,943          | 196                 | 12,609                      | 3,228          |
| 2/4      | 17,625       | -6,295        | 15,671              | 2,596          | 603                 | 14,408                      | 5,096          |
| 3/4      | 20,572       | -6,523        | 15,803              | 632            | -2,251              | 16,511                      | 5,385          |
| 4/4      | 21,887       | -5,939        | 17,704              | 5,500          | -963                | 14,143                      | 4,731          |
| 2020.1/4 | 15,629       | -6,169        | 18,283              | 2,747          | 694                 | 12,425                      | 5,129          |
| 2/4      | 9,501        | -4,199        | 13,876              | -2,372         | 2,344               | 16,206                      | 4,516          |
| 3/4      | 26,202       | -5,515        | 19,594              | -1,728         | -827                | 23,658                      | 5,007          |
| 4/4      | 30,614       | -5,252        | 22,416              | 1,277          | -306                | 22,878                      | 4,031          |
| 2021.1/4 | 19,628       | -6,028        | 23,204              | 8,003          | -246                | 18,991                      | 4,042          |
| 2/4      | 18,545       | ...           | ...                 | ...            | ...                 | 22,174                      | ...            |

|          | 독 일<br>Germany | 러시아<br>Russia | 룩셈부르크<br>Luxembourg | 멕시코<br>Mexico | 미 국<br>U. S. A. | 벨기에<br>Belgium | 브라질<br>Brazil |
|----------|----------------|---------------|---------------------|---------------|-----------------|----------------|---------------|
| 2015     | 275,592        | 148,398       | -1,673              | -14,612       | -761,866        | 1,851          | 17,445        |
| 2016     | 279,768        | 90,215        | -2,285              | -13,082       | -749,801        | 1,925          | 44,544        |
| 2017     | 288,053        | 114,558       | -1,926              | -10,984       | -799,340        | 2,706          | 57,325        |
| 2018     | 266,362        | 195,058       | -2,083              | -13,768       | -878,748        | -504           | 43,373        |
| 2019     | 242,479        | 165,845       | -1,234              | 5,167         | -861,514        | 3,854          | 26,547        |
| 2020     | 217,500        | 93,735        | 2,778               | 33,979        | -922,026        | 1,287          | 32,370        |
| 2017.3/4 | 77,223         | 20,593        | -911                | -6,082        | -207,678        | 1,284          | 14,233        |
| 4/4      | 71,211         | 34,414        | 330                 | -1,854        | -211,835        | 460            | 10,772        |
| 2018.1/4 | 79,696         | 44,049        | -158                | -1,766        | -196,940        | 315            | 9,050         |
| 2/4      | 77,082         | 45,476        | -959                | -2,783        | -204,996        | 1,199          | 14,089        |
| 3/4      | 58,754         | 47,844        | -362                | -5,803        | -238,759        | 558            | 7,825         |
| 4/4      | 50,829         | 57,689        | -604                | -3,415        | -238,053        | -2,575         | 12,409        |
| 2019.1/4 | 64,047         | 47,163        | -204                | -1,816        | -191,786        | -98            | 4,598         |
| 2/4      | 58,764         | 39,700        | -396                | 4,964         | -223,342        | -248           | 11,404        |
| 3/4      | 64,271         | 37,982        | -223                | -1,099        | -237,530        | 2,757          | 3,852         |
| 4/4      | 55,396         | 41,000        | -412                | 3,118         | -208,856        | 1,444          | 6,693         |
| 2020.1/4 | 57,890         | 33,333        | 828                 | 3,518         | -179,629        | -552           | -815          |
| 2/4      | 30,325         | 16,670        | 247                 | -1,165        | -221,549        | 45             | 13,908        |
| 3/4      | 65,039         | 18,781        | 942                 | 16,209        | -261,516        | -701           | 15,847        |
| 4/4      | 64,246         | 24,951        | 762                 | 15,417        | -259,332        | 2,496          | 3,429         |
| 2021.1/4 | 67,300         | 28,414        | 919                 | -1,519        | -235,115        | ...            | -3,529        |
| 2/4      | ...            | ...           | ...                 | ...           | ...             | ...            | 23,377        |

주: 1) 2021년 2/4분기 자료는 잠정치임

자료: 한국은행 경제통계시스템, IMF 『International Financial Statistics』, 대만 『Balance of Payments』

## 8. 상 품 수 지(계속)

### Trade Balance (Cont'd)

단위: 백만 달러

In million US\$

|          | 스웨덴<br>Sweden | 스위스<br>Switzerland | 스페인<br>Spain | 슬로바키아<br>Slovakia | 슬로베니아<br>Slovenia | 싱가포르<br>Singapore | 아이슬란드<br>Iceland |
|----------|---------------|--------------------|--------------|-------------------|-------------------|-------------------|------------------|
| 2015     | 11,490        | 61,202             | -22,939      | 890               | 1,638             | 92,570            | -245             |
| 2016     | 8,472         | 61,191             | -15,734      | 1,408             | 1,692             | 89,975            | -799             |
| 2017     | 11,162        | 63,825             | -25,022      | 654               | 1,830             | 101,026           | -1,525           |
| 2018     | 11,156        | 73,376             | -34,959      | -252              | 1,511             | 101,580           | -1,460           |
| 2019     | 20,710        | 75,541             | -29,649      | -1,086            | 1,471             | 96,842            | -857             |
| 2020     | 25,357        | 68,025             | -10,270      | 758               | 2,703             | 93,643            | -667             |
| 2017.3/4 | 2,057         | 14,062             | -8,590       | -71               | 597               | 25,975            | -427             |
| 4/4      | 2,669         | 21,060             | -6,454       | 49                | 389               | 26,175            | -358             |
| 2018.1/4 | 3,253         | 22,289             | -7,970       | 25                | 404               | 21,791            | -245             |
| 2/4      | 2,636         | 18,350             | -7,506       | 530               | 510               | 25,417            | -497             |
| 3/4      | 2,901         | 14,588             | -10,692      | -190              | 462               | 26,600            | -417             |
| 4/4      | 2,366         | 18,149             | -8,791       | -616              | 135               | 27,631            | -301             |
| 2019.1/4 | 5,579         | 17,980             | -9,095       | 219               | 465               | 22,318            | 18               |
| 2/4      | 5,732         | 17,532             | -4,432       | -286              | 482               | 26,594            | -352             |
| 3/4      | 4,916         | 19,417             | -10,267      | -924              | 221               | 24,409            | -385             |
| 4/4      | 4,483         | 20,611             | -5,855       | -95               | 303               | 23,507            | -138             |
| 2020.1/4 | 7,963         | 18,687             | -6,710       | -820              | 626               | 21,771            | -182             |
| 2/4      | 4,820         | 14,642             | 560          | 15                | 626               | 24,070            | -138             |
| 3/4      | 5,538         | 14,735             | -3,148       | 831               | 818               | 25,069            | -233             |
| 4/4      | 7,037         | 19,962             | -972         | 732               | 632               | 22,714            | -115             |
| 2021.1/4 | 8,230         | 24,368             | -2,772       | 977               | 667               | 23,804            | -171             |
| 2/4      | ...           | ...                | ...          | ...               | ...               | ...               | ...              |

|          | 아일랜드<br>Ireland | 에스토니아<br>Estonia | 영 국<br>U. K. | 오스트레일리아<br>Australia | 오스트리아<br>Austria | 이탈리아<br>Italy | 인 도<br>India |
|----------|-----------------|------------------|--------------|----------------------|------------------|---------------|--------------|
| 2015     | 125,778         | -973             | -177,357     | -19,013              | 2,542            | 58,475        | -136,884     |
| 2016     | 117,313         | -902             | -179,293     | -5,795               | 2,946            | 65,759        | -107,476     |
| 2017     | 123,714         | -1,030           | -174,421     | 10,503               | 1,201            | 61,798        | -148,134     |
| 2018     | 129,048         | -1,432           | -182,425     | 20,943               | 2,563            | 54,148        | -186,692     |
| 2019     | 133,368         | -994             | -167,289     | 48,014               | 3,333            | 67,306        | -157,678     |
| 2020     | ...             | -131             | -148,740     | 40,278               | 6,053            | 77,315        | -95,450      |
| 2017.3/4 | 33,668          | -243             | -47,161      | 2,374                | 210              | 17,740        | -32,455      |
| 4/4      | 36,173          | -299             | -44,884      | -331                 | -45              | 17,969        | -44,022      |
| 2018.1/4 | 34,924          | -203             | -46,740      | 3,315                | 1,147            | 11,435        | -41,623      |
| 2/4      | 33,414          | -316             | -41,675      | 4,588                | 1,829            | 15,829        | -45,751      |
| 3/4      | 31,697          | -397             | -44,782      | 6,212                | 195              | 13,318        | -50,037      |
| 4/4      | 29,012          | -517             | -49,229      | 6,828                | -608             | 13,566        | -49,281      |
| 2019.1/4 | 34,326          | -79              | -64,680      | 9,830                | 702              | 12,021        | -35,214      |
| 2/4      | 31,576          | -291             | -42,896      | 15,073               | 691              | 17,212        | -46,774      |
| 3/4      | 35,142          | -295             | -39,925      | 14,151               | 932              | 17,185        | -39,650      |
| 4/4      | 32,324          | -329             | -19,788      | 8,960                | 1,009            | 20,888        | -36,040      |
| 2020.1/4 | 37,940          | -14              | -36,954      | 12,319               | 1,350            | 14,293        | -35,042      |
| 2/4      | 36,760          | -38              | -13,146      | 12,969               | 1,105            | 13,434        | -10,990      |
| 3/4      | 43,039          | -103             | -41,990      | 6,081                | 1,773            | 24,263        | -14,816      |
| 4/4      | ...             | 24               | -56,650      | 8,910                | 1,825            | 25,325        | -34,602      |
| 2021.1/4 | ...             | -212             | -39,565      | 16,674               | 1,099            | 17,049        | -41,745      |
| 2/4      | ...             | ...              | ...          | ...                  | ...              | ...           | ...          |



## 8. 상 품 수 지(계속)

### Trade Balance (Cont'd)

단위: 백만 달러

In million US\$

|          | 인도네시아<br>Indonesia | 일 본<br>Japan | 중 국<br>China | 체 코<br>Czechia | 캐나다<br>Canada | 태 국<br>Thailand | 터 키<br>Turkey |
|----------|--------------------|--------------|--------------|----------------|---------------|-----------------|---------------|
| 2015     | 14,049             | -7,335       | 576,191      | 7,631          | -18,615       | 26,116          | -49,009       |
| 2016     | 15,318             | 51,163       | 488,883      | 10,609         | -19,170       | 35,776          | -39,923       |
| 2017     | 18,814             | 43,836       | 475,941      | 10,900         | -19,083       | 32,581          | -58,575       |
| 2018     | -228               | 10,587       | 380,074      | 9,379          | -15,327       | 22,388          | -40,726       |
| 2019     | 3,508              | 1,361        | 392,993      | 10,482         | -11,576       | 26,725          | -16,751       |
| 2020     | 28,214             | 28,806       | 515,000      | 12,479         | -27,924       | 40,856          | -37,874       |
| 2017.3/4 | 5,258              | 15,746       | 120,318      | 2,095          | -9,744        | 10,160          | -18,642       |
| 4/4      | 3,086              | 10,026       | 141,415      | 1,857          | -3,513        | 6,503           | -17,409       |
| 2018.1/4 | 2,324              | 6,562        | 48,604       | 3,829          | -4,258        | 7,376           | -17,326       |
| 2/4      | 312                | 9,773        | 100,678      | 2,964          | -4,367        | 6,447           | -16,701       |
| 3/4      | -370               | 555          | 97,291       | 926            | -3,081        | 3,937           | -7,582        |
| 4/4      | -2,494             | -6,302       | 133,500      | 1,660          | -3,621        | 4,627           | 883           |
| 2019.1/4 | 1,269              | 1,357        | 67,777       | 3,194          | -4,541        | 6,653           | -2,737        |
| 2/4      | 571                | -1,065       | 96,238       | 3,495          | -2,053        | 6,047           | -4,279        |
| 3/4      | 1,362              | -1,142       | 114,636      | 2,173          | -5,181        | 8,055           | -4,365        |
| 4/4      | 306                | 2,211        | 114,342      | 1,620          | 199           | 5,969           | -5,370        |
| 2020.1/4 | 4,507              | 4,438        | 17,081       | 2,869          | -6,008        | 9,222           | -9,616        |
| 2/4      | 3,952              | -13,538      | 153,491      | 1,189          | -7,471        | 8,814           | -8,650        |
| 3/4      | 9,791              | 13,769       | 155,825      | 3,483          | -9,230        | 14,121          | -11,092       |
| 4/4      | 9,964              | 24,137       | 188,604      | 4,938          | -5,215        | 8,698           | -8,516        |
| 2021.1/4 | 7,911              | 12,975       | 118,689      | 4,289          | 3,121         | 7,389           | -6,981        |
| 2/4      | ...                | ...          | ...          | ...            | ...           | ...             | ...           |

|          | 포르투갈<br>Portugal | 폴란드<br>Poland | 프랑스<br>France | 핀란드<br>Finland | 필리핀<br>Philippines | 헝가리<br>Hungary | 홍 콩<br>Hong Kong |
|----------|------------------|---------------|---------------|----------------|--------------------|----------------|------------------|
| 2015     | -10,802          | 883           | -32,062       | 2,108          | -23,309            | 4,504          | -22,870          |
| 2016     | -11,062          | 2,262         | -35,747       | 49             | -35,549            | 4,391          | -16,704          |
| 2017     | -15,102          | -463          | -51,541       | 1,689          | -40,215            | 1,896          | -22,927          |
| 2018     | -18,415          | -7,327        | -60,734       | 333            | -50,972            | -1,926         | -32,272          |
| 2019     | -18,226          | 1,339         | -52,360       | 2,579          | -49,312            | -3,379         | -15,362          |
| 2020     | -13,861          | 14,262        | -67,741       | 3,535          | -31,839            | -930           | -5,339           |
| 2017.3/4 | -4,017           | 193           | -15,177       | 565            | -9,459             | 176            | -1,851           |
| 4/4      | -4,474           | -1,209        | -6,980        | 198            | -12,473            | 208            | -5,576           |
| 2018.1/4 | -4,067           | -2,156        | -22,349       | 44             | -10,548            | 183            | -9,534           |
| 2/4      | -4,474           | -1,021        | -16,651       | 866            | -12,785            | 115            | -11,334          |
| 3/4      | -4,485           | -1,791        | -14,268       | -380           | -13,482            | -1,542         | -6,537           |
| 4/4      | -5,389           | -2,359        | -7,465        | -197           | -14,157            | -682           | -4,867           |
| 2019.1/4 | -4,236           | 200           | -19,054       | 1,163          | -12,293            | -250           | -8,319           |
| 2/4      | -4,577           | 20            | -11,712       | 89             | -12,126            | -410           | -8,996           |
| 3/4      | -4,915           | -83           | -15,476       | -364           | -12,339            | -1,379         | 253              |
| 4/4      | -4,498           | 1,202         | -6,118        | 1,691          | -12,553            | -1,340         | 1,700            |
| 2020.1/4 | -4,505           | 1,279         | -17,945       | -169           | -10,214            | -270           | -6,233           |
| 2/4      | -2,937           | 3,988         | -22,626       | 1,031          | -5,427             | -945           | -2,585           |
| 3/4      | -3,045           | 3,634         | -19,680       | -22            | -7,828             | -84            | 4,216            |
| 4/4      | -3,374           | 5,361         | -7,490        | 2,695          | -8,369             | 369            | -737             |
| 2021.1/4 | -2,477           | 3,888         | -18,606       | 328            | -11,119            | 1,464          | 1,118            |
| 2/4      | ...              | ...           | ...           | ...            | ...                | ...            | ...              |

## 9. 서비스수지

### Services Balance

단위: 백만 달러

In million US\$

|          | 한 국<br>Korea | 그리스<br>Greece | 네덜란드<br>Netherlands | 노르웨이<br>Norway | 뉴질랜드<br>New Zealand | 대 만 <sup>1)</sup><br>Taiwan | 덴마크<br>Denmark |
|----------|--------------|---------------|---------------------|----------------|---------------------|-----------------------------|----------------|
| 2015     | -14,626      | 18,383        | -14,938             | -5,622         | 3,029               | -10,819                     | 6,191          |
| 2016     | -17,338      | 18,145        | 7,313               | -6,884         | 3,260               | -10,524                     | 3,912          |
| 2017     | -36,734      | 20,733        | 8,352               | -9,292         | 3,320               | -8,763                      | 8,869          |
| 2018     | -29,369      | 22,597        | 11,747              | -8,751         | 2,844               | -6,622                      | 8,977          |
| 2019     | -26,845      | 23,564        | 21,947              | -9,101         | 1,824               | -5,067                      | 7,223          |
| 2020     | -16,190      | 8,398         | 21,156              | -1,424         | 594                 | 3,754                       | 4,178          |
| 2017.3/4 | -8,616       | 11,715        | 399                 | -2,228         | -54                 | -2,952                      | 2,997          |
| 4/4      | -10,614      | 2,713         | 2,945               | -2,850         | 784                 | -1,440                      | 2,102          |
| 2018.1/4 | -9,692       | 1,331         | 2,525               | -1,828         | 2,283               | -1,393                      | 1,501          |
| 2/4      | -6,131       | 5,769         | 2,858               | -2,100         | 502                 | -2,328                      | 2,175          |
| 3/4      | -7,444       | 12,178        | 2,027               | -2,327         | -401                | -2,292                      | 3,194          |
| 4/4      | -6,102       | 3,318         | 4,337               | -2,496         | 461                 | -609                        | 2,105          |
| 2019.1/4 | -8,220       | 1,699         | 4,916               | -1,844         | 1,857               | -980                        | 1,367          |
| 2/4      | -5,434       | 5,919         | 6,180               | -2,341         | 192                 | -1,216                      | 2,120          |
| 3/4      | -6,601       | 12,963        | 3,774               | -2,124         | -568                | -1,848                      | 2,431          |
| 4/4      | -6,591       | 2,984         | 7,077               | -2,793         | 343                 | -1,023                      | 1,305          |
| 2020.1/4 | -6,077       | 1,261         | 4,841               | -1,334         | 1,671               | -512                        | 1,134          |
| 2/4      | -3,510       | 1,135         | 5,793               | 126            | -220                | 943                         | 1,688          |
| 3/4      | -4,262       | 4,208         | 4,394               | -67            | -366                | 1,723                       | 1,985          |
| 4/4      | -2,342       | 1,795         | 6,128               | -149           | -492                | 1,600                       | -629           |
| 2021.1/4 | -1,399       | 891           | 5,569               | 610            | -457                | 2,804                       | 1,904          |
| 2/4      | -1,498       | ...           | ...                 | ...            | ...                 | 2,518                       | ...            |

|          | 독 일<br>Germany | 러시아<br>Russia | 룩셈부르크<br>Luxembourg | 멕시코<br>Mexico | 미 국<br>U. S. A. | 벨기에<br>Belgium | 브라질<br>Brazil |
|----------|----------------|---------------|---------------------|---------------|-----------------|----------------|---------------|
| 2015     | -20,554        | -37,152       | 23,429              | -9,779        | 270,447         | 4,651          | -37,050       |
| 2016     | -23,363        | -23,959       | 25,003              | -8,958        | 268,323         | 3,760          | -30,602       |
| 2017     | -27,460        | -31,323       | 25,374              | -9,761        | 286,605         | 2,556          | -38,324       |
| 2018     | -20,431        | -30,082       | 27,916              | -11,479       | 297,792         | -781           | -35,991       |
| 2019     | -23,009        | -36,745       | 26,538              | -8,281        | 285,176         | -601           | -35,489       |
| 2020     | 1,802          | -17,045       | 24,206              | -11,202       | 245,347         | 657            | -20,941       |
| 2017.3/4 | -14,641        | -9,904        | 6,477               | -2,978        | 71,446          | -144           | -9,937        |
| 4/4      | -3,420         | -8,461        | 7,404               | -1,757        | 81,996          | 1,350          | -10,635       |
| 2018.1/4 | -2,445         | -6,642        | 6,634               | -1,970        | 74,237          | 846            | -8,417        |
| 2/4      | -3,022         | -7,738        | 7,024               | -2,929        | 70,385          | -486           | -8,839        |
| 3/4      | -13,971        | -8,759        | 6,670               | -3,724        | 75,003          | -997           | -9,051        |
| 4/4      | -993           | -6,943        | 7,588               | -2,856        | 78,167          | -144           | -9,684        |
| 2019.1/4 | -1,466         | -6,104        | 6,725               | -1,310        | 65,501          | 503            | -7,763        |
| 2/4      | -3,201         | -8,891        | 6,831               | -1,663        | 68,190          | -929           | -9,945        |
| 3/4      | -13,919        | -11,739       | 6,403               | -3,597        | 70,145          | -520           | -8,245        |
| 4/4      | -4,422         | -10,011       | 6,579               | -1,711        | 81,340          | 345            | -9,536        |
| 2020.1/4 | -2,944         | -6,353        | 5,983               | -1,279        | 62,817          | 1,383          | -6,566        |
| 2/4      | 6,195          | -1,864        | 6,113               | -3,951        | 62,187          | 1,270          | -3,975        |
| 3/4      | -6,385         | -3,635        | 5,515               | -3,482        | 57,492          | -1,275         | -5,227        |
| 4/4      | 4,935          | -5,193        | 6,595               | -2,491        | 62,851          | -721           | -5,174        |
| 2021.1/4 | 4,341          | -2,306        | 6,269               | -4,085        | 52,891          | ...            | -3,465        |
| 2/4      | ...            | ...           | ...                 | ...           | ...             | ...            | -4,438        |

주: 1) 2021년 2/4분기 자료는 잠정치임

자료: 한국은행 경제통계시스템, IMF 『International Financial Statistics』, 대만 『Balance of Payments』

## 9. 서비스 수지(계속)

### Services Balance (Cont'd)

단위: 백만 달러

In million US\$

|          | 스웨덴<br>Sweden | 스위스<br>Switzerland | 스페인<br>Spain | 슬로바키아<br>Slovakia | 슬로베니아<br>Slovenia | 싱가포르<br>Singapore | 아이슬란드<br>Iceland |
|----------|---------------|--------------------|--------------|-------------------|-------------------|-------------------|------------------|
| 2015     | 9,768         | 13,732             | 59,270       | 144               | 1,825             | -8,493            | 1,553            |
| 2016     | 7,635         | 12,780             | 65,129       | 428               | 2,150             | -6,555            | 2,211            |
| 2017     | 3,463         | 7,537              | 72,716       | 1,003             | 2,555             | -10,252           | 2,644            |
| 2018     | 1,571         | 13,350             | 73,534       | 1,099             | 3,088             | 6,626             | 2,383            |
| 2019     | 2,935         | 8,802              | 71,491       | 1,374             | 3,251             | 8,989             | 2,109            |
| 2020     | -32           | 977                | 29,478       | 1,211             | 2,284             | 14,875            | 545              |
| 2017.3/4 | 612           | 3,010              | 26,473       | 404               | 808               | -1,974            | 1,110            |
| 4/4      | 1,620         | 445                | 15,410       | 173               | 602               | -3,175            | 536              |
| 2018.1/4 | 176           | 4,924              | 12,210       | 236               | 639               | 1,947             | 373              |
| 2/4      | 334           | 3,129              | 21,898       | 353               | 748               | 2,134             | 551              |
| 3/4      | -185          | 3,952              | 24,663       | 449               | 899               | 2,344             | 1,139            |
| 4/4      | 1,247         | 1,344              | 14,763       | 61                | 802               | 230               | 321              |
| 2019.1/4 | -212          | 5,245              | 11,782       | 275               | 616               | 1,847             | 282              |
| 2/4      | 1,625         | 1,916              | 20,714       | 465               | 871               | 1,452             | 459              |
| 3/4      | 833           | 1,845              | 24,069       | 474               | 928               | 2,996             | 870              |
| 4/4      | 689           | -204               | 14,925       | 160               | 837               | 2,686             | 499              |
| 2020.1/4 | -703          | 609                | 9,792        | 315               | 570               | 1,445             | 175              |
| 2/4      | -507          | 576                | 4,215        | 298               | 436               | 3,448             | 18               |
| 3/4      | -300          | 244                | 8,959        | 558               | 655               | 4,925             | 156              |
| 4/4      | 1,477         | -453               | 6,513        | 40                | 623               | 5,111             | 196              |
| 2021.1/4 | 695           | 570                | 4,274        | 176               | 578               | 3,712             | -85              |
| 2/4      | ...           | ...                | ...          | ...               | ...               | ...               | ...              |

|          | 아일랜드<br>Ireland | 에스토니아<br>Estonia | 영국<br>U. K. | 오스트레일리아<br>Australia | 오스트리아<br>Austria | 이탈리아<br>Italy | 인도<br>India |
|----------|-----------------|------------------|-------------|----------------------|------------------|---------------|-------------|
| 2015     | -41,688         | 1,874            | 134,033     | -8,762               | 11,369           | -4,171        | 73,635      |
| 2016     | -70,404         | 1,774            | 130,672     | -4,442               | 11,683           | -4,331        | 65,896      |
| 2017     | -47,901         | 2,104            | 135,993     | -3,300               | 11,269           | -4,188        | 75,923      |
| 2018     | -18,569         | 2,231            | 148,673     | -3,849               | 11,947           | -3,528        | 80,774      |
| 2019     | -84,034         | 2,258            | 132,248     | -1,042               | 11,035           | -998          | 84,226      |
| 2020     | ...             | 157              | 137,921     | 10,595               | 8,886            | -5,403        | 87,108      |
| 2017.3/4 | 305             | 649              | 30,198      | -2,228               | 1,600            | 2,086         | 18,377      |
| 4/4      | -1,847          | 521              | 39,853      | -1,107               | 3,124            | -3,719        | 20,712      |
| 2018.1/4 | 749             | 438              | 38,310      | 1,315                | 7,235            | -4,056        | 20,164      |
| 2/4      | -18             | 652              | 39,040      | -1,929               | 728              | 708           | 18,676      |
| 3/4      | 1,489           | 598              | 30,603      | -2,365               | 1,479            | 3,476         | 20,256      |
| 4/4      | -20,789         | 543              | 40,720      | -870                 | 2,504            | -3,655        | 21,678      |
| 2019.1/4 | -92             | 418              | 31,335      | 1,777                | 6,292            | -3,998        | 21,331      |
| 2/4      | -43,741         | 645              | 35,085      | -1,618               | 193              | 1,700         | 20,075      |
| 3/4      | 1,113           | 641              | 24,671      | -1,427               | 1,603            | 4,160         | 20,941      |
| 4/4      | -41,314         | 554              | 41,157      | 226                  | 2,946            | -2,860        | 21,879      |
| 2020.1/4 | -31,049         | 511              | 32,347      | 1,594                | 5,568            | -4,696        | 22,027      |
| 2/4      | -857            | 433              | 32,406      | 2,904                | -152             | -2,770        | 20,758      |
| 3/4      | 6,491           | 174              | 32,298      | 3,084                | 2,507            | 3,922         | 21,086      |
| 4/4      | ...             | -961             | 40,870      | 3,014                | 963              | -1,859        | 23,237      |
| 2021.1/4 | ...             | -63              | 37,339      | 2,902                | 147              | -4,863        | 23,485      |
| 2/4      | ...             | ...              | ...         | ...                  | ...              | ...           | ...         |

## 9. 서비스 수지(계속)

### Services Balance (Cont'd)

단위: 백만 달러

In million US\$

|          | 인도네시아     | 일 본     | 중 국      | 체 코     | 캐나다     | 태 국      | 터 키    |
|----------|-----------|---------|----------|---------|---------|----------|--------|
|          | Indonesia | Japan   | China    | Czechia | Canada  | Thailand | Turkey |
| 2015     | -8,697    | -15,941 | -218,320 | 3,521   | -19,969 | 15,564   | 29,988 |
| 2016     | -7,084    | -10,719 | -233,146 | 4,362   | -17,072 | 20,275   | 20,523 |
| 2017     | -7,379    | -6,200  | -258,932 | 5,355   | -17,155 | 24,296   | 26,333 |
| 2018     | -6,485    | -9,182  | -292,168 | 5,539   | -17,337 | 22,535   | 30,174 |
| 2019     | -7,641    | -9,977  | -261,149 | 4,634   | -16,196 | 24,323   | 35,528 |
| 2020     | -9,596    | -35,006 | -145,327 | 4,487   | -5,739  | -15,087  | 9,154  |
| 2017.3/4 | -2,089    | -2,245  | -65,995  | 1,398   | -2,176  | 7,084    | 11,819 |
| 4/4      | -2,135    | -1,484  | -59,697  | 1,421   | -4,165  | 6,089    | 6,146  |
| 2018.1/4 | -1,339    | 2,076   | -73,552  | 1,510   | -6,677  | 9,443    | 3,495  |
| 2/4      | -1,681    | -5,914  | -73,714  | 1,690   | -4,274  | 2,748    | 6,397  |
| 3/4      | -1,817    | -1,816  | -80,860  | 1,013   | -2,267  | 4,967    | 12,788 |
| 4/4      | -1,648    | -3,528  | -64,042  | 1,326   | -4,119  | 5,376    | 7,494  |
| 2019.1/4 | -1,522    | 261     | -63,447  | 1,534   | -6,505  | 6,976    | 4,231  |
| 2/4      | -1,869    | -3,448  | -65,833  | 1,637   | -4,102  | 2,437    | 8,321  |
| 3/4      | -2,246    | -4,370  | -72,482  | 889     | -1,772  | 6,669    | 14,696 |
| 4/4      | -2,004    | -2,420  | -59,387  | 574     | -3,817  | 8,241    | 8,280  |
| 2020.1/4 | -1,719    | -5,570  | -47,045  | 1,590   | -5,654  | 2,080    | 3,458  |
| 2/4      | -2,130    | -12,434 | -29,507  | 1,121   | 172     | -4,659   | -855   |
| 3/4      | -2,688    | -8,953  | -40,290  | 1,339   | -835    | -5,285   | 3,483  |
| 4/4      | -3,059    | -8,049  | -28,485  | 437     | 577     | -7,223   | 3,068  |
| 2021.1/4 | -3,422    | -5,044  | -22,193  | 1,251   | 695     | -8,398   | 1,802  |
| 2/4      | ...       | ...     | ...      | ...     | ...     | ...      | ...    |

|          | 포르투갈     | 폴란드    | 프랑스    | 핀란드     | 필리핀         | 헝가리     | 홍 콩       |
|----------|----------|--------|--------|---------|-------------|---------|-----------|
|          | Portugal | Poland | France | Finland | Philippines | Hungary | Hong Kong |
| 2015     | 13,608   | 12,071 | 22,229 | -3,449  | 5,455       | 5,449   | 30,263    |
| 2016     | 14,623   | 15,222 | 22,509 | -3,107  | 7,043       | 6,790   | 24,032    |
| 2017     | 18,452   | 20,170 | 28,042 | -1,564  | 8,693       | 7,870   | 26,357    |
| 2018     | 20,583   | 25,121 | 28,533 | -3,766  | 11,608      | 9,066   | 31,506    |
| 2019     | 19,946   | 26,469 | 26,798 | -2,158  | 13,039      | 8,023   | 21,006    |
| 2020     | 9,831    | 26,834 | 19,179 | -2,310  | 13,080      | 4,265   | 11,665    |
| 2017.3/4 | 7,428    | 5,163  | 10,714 | -465    | 3,652       | 2,532   | 6,563     |
| 4/4      | 4,055    | 5,592  | 7,587  | -118    | 2,323       | 1,798   | 6,657     |
| 2018.1/4 | 3,731    | 6,360  | 4,741  | -749    | 2,500       | 1,965   | 9,206     |
| 2/4      | 4,954    | 6,668  | 5,171  | -1,342  | 2,172       | 2,426   | 6,667     |
| 3/4      | 7,768    | 5,825  | 10,369 | -702    | 3,872       | 2,626   | 7,736     |
| 4/4      | 4,130    | 6,268  | 8,251  | -974    | 3,064       | 2,049   | 7,898     |
| 2019.1/4 | 3,438    | 6,476  | 4,292  | -965    | 2,534       | 1,727   | 9,549     |
| 2/4      | 4,709    | 6,690  | 5,710  | -379    | 3,438       | 2,254   | 5,972     |
| 3/4      | 7,744    | 6,513  | 9,126  | -136    | 3,852       | 2,440   | 4,187     |
| 4/4      | 4,055    | 6,790  | 7,671  | -679    | 3,216       | 1,602   | 1,298     |
| 2020.1/4 | 3,183    | 7,247  | 514    | -1,329  | 2,751       | 1,480   | 3,747     |
| 2/4      | 1,261    | 5,719  | 2,648  | -875    | 2,726       | 401     | 2,853     |
| 3/4      | 3,233    | 6,757  | 7,864  | -826    | 3,705       | 1,641   | 3,159     |
| 4/4      | 2,153    | 7,111  | 8,154  | 719     | 3,897       | 744     | 1,905     |
| 2021.1/4 | 1,348    | 6,570  | 2,800  | -1,213  | 2,921       | 772     | 4,461     |
| 2/4      | ...      | ...    | ...    | ...     | ...         | ...     | ...       |

## 부 록

### Appendix

|                   |     |
|-------------------|-----|
| 통계표 정보 이용안내 ..... | 142 |
| 통계정보 이용방법 .....   | 151 |

## 통계표 정보 이용안내

### Information on Statistical Tables

#### 【월간국제통계】

| 통 계 표 명<br>(Statistical Tables) | 수 록 항 목<br>(Statistical Table Items) | 시 계 열 수<br>(Time Series) | 자료출처 및 홈페이지<br>(Data Sources & Homepage)  |
|---------------------------------|--------------------------------------|--------------------------|---|
| <b>I. 노동</b>                    |                                      |                          |   |
| 1. 경제활동인구                       | 경제활동인구                               | 연(6), 월(18)              | 통계청 『경제활동인구월보』 <a href="http://kosis.kr">http://kosis.kr</a><br>IMF 『International Financial Statistics』  |
| 2. 취업자 수                        | 취업자 수                                | 연(6), 월(18)              | 통계청 『경제활동인구월보』 <a href="http://kosis.kr">http://kosis.kr</a><br>IMF 『International Financial Statistics』  |
| 3. 실업자 수                        | 실업자 수                                | 연(6), 월(18)              | 통계청 『경제활동인구월보』 <a href="http://kosis.kr">http://kosis.kr</a><br>IMF 『International Financial Statistics』  |
| 4. 실업률(15세 이상)(계절조정)            | 실업률(계절조정)                            | 연(6), 월(18)              | 통계청 『경제활동인구월보』 <a href="http://kosis.kr">http://kosis.kr</a><br>OECD 『Main Economic Indicators』<br>대만 『Manpower Survey Results』   |
| 5. 조화 실업률(계절조정)                 | 조화 실업률(계절조정)                         | 연(6), 월(18)              | OECD 『Main Economic Indicators』   |
| 6. 비농업 활동에서의 고용자 수              | 비농업 활동에서의 고용자 수<br>총고용, 임금근로자        | 연(4), 월(14)              | UN 『Monthly Bulletin of Statistics』   |
| 7. 제조업에서의 고용자 수                 | 제조업에서의 고용자 수<br>총고용, 임금근로자           | 연(4), 월(14)              | UN 『Monthly Bulletin of Statistics』   |
| <b>II. 에너지</b>                  |                                      |                          |   |
| 1. 공공 전력생산                      | 공공 전력생산                              | 연(5), 월(17)              | UN 『Monthly Bulletin of Statistics』   |
| 2. 전력 생산                        | 전력 생산                                | 연(6), 월(18)              | 한국전력공사 『전력통계속보』<br>UN 『Monthly Bulletin of Statistics』  |
| 3. 무연탄 생산                       | 무연탄 생산                               | 연(6), 월(18)              | 에너지경제연구원 『에너지통계월보』<br>UN 『Monthly Bulletin of Statistics』   |
| 4. 갈탄 생산량                       | 갈탄 생산                                | 연(6), 월(18)              | UN 『Monthly Bulletin of Statistics』   |
| 5. 천연가스 생산                      | 천연가스 생산                              | 연(5), 월(17)              | UN 『Monthly Bulletin of Statistics』   |
| 6. 원유 생산량                       | 원유 생산량                               | 연(5), 월(17)              | UN 『Monthly Bulletin of Statistics』   |
| <b>III. 광업·제조업</b>              |                                      |                          |   |
| 1. 광업·제조업 생산지수<br>(건설업 제외)      | 광업·제조업생산지수(건설업 제외), 전<br>년(동월)비      | 연(6), 월(18)              | 통계청 『광업·제조업동향조사』 <a href="http://kosis.kr">http://kosis.kr</a><br>OECD 『Main Economic Indicator』  |
| 2. 광업·제조업 생산지수(제조업)             | 광업·제조업 생산지수(제조업),<br>전년(동월)비         | 연(6), 월(18)              | 통계청 『광업·제조업동향조사』 <a href="http://kosis.kr">http://kosis.kr</a><br>OECD 『Main Economic Indicator』  |
| 3. 임금지수(제조업)                    | 임금지수(제조업), 전년(동월)비                   | 연(6), 월(18)              | OECD 『Main Economic Indicators』<br>대만 『Earnings and Productivity Statistics』  |
| <b>IV. 건설·교통·도소매·경기</b>         |                                      |                          |   |
| 1. 주거용빌딩 건축허가(수주)<br>(계절조정)     | 주거용빌딩 건축허가, 전년(동월)비                  | 연(6), 월(18)              | OECD 『Main Economic Indicators』   |
| 2. 승용차 등록대수                     | 승용차 등록대수                             | 연(6), 월(18)              | 국토교통부 교통물류실 자동차운영보험과<br>OECD 『Main Economic Indicators』   |
| 3. 국제해운수송                       | 국제해운수송, 출항, 입항                       | 연(6), 월(18)              | UN 『Monthly Bulletin of Statistics』   |
| 4. 소매판매 불변금액 지수<br>(계절조정)       | 소매판매 불변금액 지수(계절조정),<br>전년(동월)비       | 연(6), 월(18)              | 통계청 『소매판매액통계』 <a href="http://kosis.kr">http://kosis.kr</a><br>OECD 『Main Economic Indicators』  |
| 5. 경기선행지수(계절조정)                 | 경기선행지수(계절조정)                         | 월(24)                    | 통계청 『경기종합지수』 <a href="http://kosis.kr">http://kosis.kr</a><br>OECD 『Main Economic Indicators』   |
| <b>V. 물가</b>                    |                                      |                          |   |
| 1. 생산자 물가지수                     | 생산자 물가지수, 전년(동월)비                    | 연(6), 월(18)              | 한국은행 경제통계시스템 <a href="http://ecos.bok.or.kr">http://ecos.bok.or.kr</a><br>IMF 『International Financial Statistics』<br>대만 『Price Statistics Monthly』                           |
| 2. 소비자 물가지수                     | 소비자 물가지수, 전년(동월)비                    | 연(6), 월(18)              | 통계청 『소비자물가지수월보』 <a href="http://kosis.kr">http://kosis.kr</a><br>OECD 『Main Economic Indicators』<br>IMF 『International Financial Statistics』<br>대만 『Price Statistics Monthly』 |
| 3. 소비자 물가지수<br>(서비스)            | 소비자 물가지수(서비스),<br>전년(동월)비            | 연(6), 월(18)              | 통계청 『소비자물가지수월보』 <a href="http://kosis.kr">http://kosis.kr</a><br>OECD 『Main Economic Indicators』  |
| 4. 소비자 물가지수<br>(비식품 및 비에너지)     | 소비자 물가지수(비식품 및 비에너<br>지), 전년(동월)비    | 연(6), 월(18)              | 통계청 『소비자물가지수월보』 <a href="http://kosis.kr">http://kosis.kr</a><br>OECD 『Main Economic Indicators』  |
| 5. 수출물가지수                       | 수출물가지수, 전년(동월)비                      | 연(6), 월(18)              | 한국은행 경제통계시스템 <a href="http://ecos.bok.or.kr">http://ecos.bok.or.kr</a><br>IMF 『International Financial Statistics』  |
| 6. 수입물가지수                       | 수입물가지수, 전년(동월)비                      | 연(6), 월(18)              | 한국은행 경제통계시스템 <a href="http://ecos.bok.or.kr">http://ecos.bok.or.kr</a><br>IMF 『International Financial Statistics』  |
| 7. 수출입물량지수                      | 수출입물량지수, 전년(동월)비                     | 연(6), 월(18)              | 한국은행 경제통계시스템 <a href="http://ecos.bok.or.kr">http://ecos.bok.or.kr</a><br>IMF 『International Financial Statistics』  |
| 8. 수출입단가지수                      | 수출입단가지수, 전년(동월)비                     | 연(6), 월(18)              | 한국은행 경제통계시스템 <a href="http://ecos.bok.or.kr">http://ecos.bok.or.kr</a><br>IMF 『International Financial Statistics』  |
| 9. 비교물가수준                       | OECD 국가별 기준 비교물가                     | 월(1)                     | OECD 『Purchasing Power Parities Statistics』   |

| 통 계 표 명<br>(Statistical Tables) | 수 록 항 목<br>(Statistical Table Items) | 시 계 열 수<br>(Time Series) | 자료출처 및 홈페이지<br>(Data Sources & Homepage)  |
|---------------------------------|--------------------------------------|--------------------------|---|
| <b>VI. 국민계정</b>                 |                                      |                          |   |
| 1. 국내총생산(당해년가격)                 | 국내총생산(당해년가격)                         | 연(6), 분기(16)             | 한국은행 경제통계시스템 <a href="http://ecos.bok.or.kr">http://ecos.bok.or.kr</a><br>OECD 『Main Economic Indicators』<br>대만 <a href="http://www.stat.gov.tw">http://www.stat.gov.tw</a>         |
| 2. GDP디플레이터(계절조정)               | GDP디플레이터(계절조정)                       | 연(6), 분기(16)             | OECD 『Main Economic Indicators』   |
| 3. GDP성장률(기준년가격)                | GDP성장률(기준년가격)                        | 연(6), 분기(16)             | 한국은행 경제통계시스템 <a href="http://ecos.bok.or.kr">http://ecos.bok.or.kr</a><br>OECD 『Main Economic Indicators』<br>대만 <a href="http://www.stat.gov.tw">http://www.stat.gov.tw</a>         |
| 4. 정부소비지출(계절조정)                 | 정부소비지출(계절조정)                         | 분기(21)                   | IMF 『International Financial Statistics』  |
| 5. 민간소비지출(계절조정)                 | 민간소비지출(계절조정)                         | 분기(21)                   | IMF 『International Financial Statistics』  |
| 6. 총고정자본형성(계절조정)                | 총고정자본형성(계절조정)                        | 분기(21)                   | IMF 『International Financial Statistics』  |
| <b>VII. 금융</b>                  |                                      |                          |   |
| 1. 통화(M1)증감률                    | 통화(M1)증감률                            | 연(6), 월(18)              | 한국은행 『조사통계월보』 <a href="http://ecos.bok.or.kr">http://ecos.bok.or.kr</a><br>IMF 『International Financial Statistics』<br>대만 『Financial Statistics』                                    |
| 2. 총통화(M2)증감률                   | 총통화(M2)증감률                           | 연(6), 월(18)              | 한국은행 『조사통계월보』 <a href="http://ecos.bok.or.kr">http://ecos.bok.or.kr</a><br>IMF 『International Financial Statistics』<br>대만 『Financial Statistics』                                    |
| 3. 총유동성(M3)증감률(계절조정)            | 총유동성(M3)증감률(계절조정)                    | 연(6), 월(18)              | 한국은행 『조사통계월보』 <a href="http://ecos.bok.or.kr">http://ecos.bok.or.kr</a><br>OECD 『Main Economic Indicators』  |
| 4. 단기이자율(3개월 이자율 및 수익률)         | 단기이자율(3개월 이자율 및 수익률)                 | 연(6), 월(18)              | 한국은행 『조사통계월보』 <a href="http://ecos.bok.or.kr">http://ecos.bok.or.kr</a><br>OECD 『Main Economic Indicators』<br>IMF 『International Financial Statistics』                              |
| 5. 장기국채수익률(10년 만기)              | 장기국채수익률(10년 만기)                      | 연(6), 월(18)              | 한국은행 경제통계시스템 <a href="http://ecos.bok.or.kr">http://ecos.bok.or.kr</a><br>OECD 『Main Economic Indicators』   |
| 6. 예금금리                         | 예금금리                                 | 연(6), 월(18)              | 한국은행 『조사통계월보』 <a href="http://ecos.bok.or.kr">http://ecos.bok.or.kr</a><br>IMF 『International Financial Statistics』   |
| 7. 대출금리                         | 대출금리                                 | 연(6), 월(18)              | 한국은행 『조사통계월보』 <a href="http://ecos.bok.or.kr">http://ecos.bok.or.kr</a><br>IMF 『International Financial Statistics』   |
| 8. 국제금리                         | 국제금리, 정부채, 시장금리                      | 연(6), 월(18)              | IMF 『International Financial Statistics』  |
| 9. 정책금리                         | 정책금리                                 | 연(6), 월(18)              | IMF 『International Financial Statistics』  |
| 10. 정부채권수익률                     | 정부채권수익률                              | 연(6), 월(18)              | 한국은행 『조사통계월보』 <a href="http://ecos.bok.or.kr">http://ecos.bok.or.kr</a><br>IMF 『International Financial Statistics』   |
| 11. 추가지수                        | 추가지수                                 | 연(6), 월(18)              | OECD 『Main Economic Indicators』   |
| <b>VIII. 무역 · 국제수지</b>          |                                      |                          |   |
| 1. 수출(F.O.B.)                   | 수출액                                  | 연(6), 월(18)              | 관세청 <a href="http://www.customs.go.kr">http://www.customs.go.kr</a><br>IMF 『International Financial Statistics』   |
| 2. 수입(C.I.F.)                   | 수입액                                  | 연(6), 월(18)              | 관세청 <a href="http://www.customs.go.kr">http://www.customs.go.kr</a><br>IMF 『International Financial Statistics』   |
| 3. 외환보유액(총보유액)                  | 외환보유액(금포함)                           | 연(6), 월(18)              | 한국은행 경제통계시스템 <a href="http://ecos.bok.or.kr">http://ecos.bok.or.kr</a><br>IMF 『International Financial Statistics』<br>대만 『Financial Statistics』                                     |
| 4. 외환보유액(금제외)                   | 외환보유액(금제외)                           | 연(6), 월(18)              | 한국은행 경제통계시스템 <a href="http://ecos.bok.or.kr">http://ecos.bok.or.kr</a><br>IMF 『International Financial Statistics』<br>대만 『Financial Statistics』                                     |
| 5. 환율                           | 환율                                   | 연(6), 월(18)              | 한국은행 『주요경제지표』 <a href="http://ecos.bok.or.kr">http://ecos.bok.or.kr</a><br>IMF 『International Financial Statistics』<br>OECD 『Main Economic Indicators』<br>대만 『Financial Statistics』 |
| 6. 실질실회환율                       | 실질실회환율                               | 연(6), 월(18)              | OECD 『Main Economic Indicators』   |
| 7. 경상수지                         | 경상수지                                 | 연(6), 분기(16)             | 한국은행 경제통계시스템 <a href="http://ecos.bok.or.kr">http://ecos.bok.or.kr</a><br>IMF 『International Financial Statistics』<br>대만 『Balance of Payments』                                      |
| 8. 상품수지                         | 상품수지                                 | 연(6), 분기(16)             | 한국은행 경제통계시스템 <a href="http://ecos.bok.or.kr">http://ecos.bok.or.kr</a><br>IMF 『International Financial Statistics』<br>대만 『Balance of Payments』                                      |
| 9. 서비스수지                        | 서비스수지                                | 연(6), 분기(16)             | 한국은행 경제통계시스템 <a href="http://ecos.bok.or.kr">http://ecos.bok.or.kr</a><br>IMF 『International Financial Statistics』<br>대만 『Balance of Payments』                                      |

## 통계표 정보 이용안내

### Information on Statistical Tables

#### 【국제통계연감】

| 통 계 표 명<br>(Statistical Tables)                  | 수 록 항 목<br>(Statistical Table Items)              | 시계열수<br>(Time series)       | 자료출처 및 홈페이지<br>(Data Sources & Homepage)  |
|--|---|-----------------------------|---|
| <b>I. 영토·인구</b>                                  |   |                             |   |
| 1. 국토면적(2017)                                    | 총면적, 육지면적, 농경지(경지, 과수원), 비 농경지                    | 2017                        | FAO 「 <a href="http://www.fao.org">http://www.fao.org</a> 」<br>국토교통부 「지적통계연보」   |
| 2. 총 토지면적 대비 산림면적 비율                             | 총 토지면적 대비 산림면적 비율                                 | 2000, 2010, 2015, 2020      | UN 「 <a href="http://unstats.un.org/sdgs">http://unstats.un.org/sdgs</a> 」  |
| 3. 장래인구  | 장래인구  | 2007~2020, 2025, 2030, 2035 | 통계청 「장래인구추계」 <a href="http://kosis.kr">http://kosis.kr</a><br>UN 「 <a href="http://population.un.org/wpp">http://population.un.org/wpp</a> 」  |
| 4. 부양비 및 노령화지수                                   | 인구(0~14세, 15~64세, 65세 이상), 총 부양비(유소년, 노년), 노령화 지수 | 2020                        | 통계청 「시도별 장래인구추계」 <a href="http://kosis.kr">http://kosis.kr</a><br>UN 「 <a href="http://population.un.org/wpp">http://population.un.org/wpp</a> 」  |
| 5. 주요도시인구  | 도시별   | 1995~2030 (5년간격)            | 통계청 「장래인구추계」 <a href="http://kosis.kr">http://kosis.kr</a><br>UN 「 <a href="http://esa.un.org/unpd/wpp">http://esa.un.org/unpd/wpp</a> 」  |
| 6. 도시화율  | 도시화율  | 1995~2030 (5년간격)            | UN 「 <a href="http://esa.un.org/unpd/wup">http://esa.un.org/unpd/wup</a> 」  |
| 7. 순이동률  | 순이동률  | 2010~2015년부터 2045~2050년까지   | UN 「 <a href="http://population.un.org/wpp">http://population.un.org/wpp</a> 」  |
| 8. 인구동태 및 밀도                                     | 조출생률, 조사망률, 자연증가율, 조혼인율, 조이혼율, 연평균인구증가율, 인구밀도     | 2015~2018                   | 통계청 「장래인구추계」, 「 <a href="http://kosis.kr">http://kosis.kr</a> >인구동향조사」<br>국토교통부 「지적통계연보」 <a href="http://www.molit.go.kr">http://www.molit.go.kr</a><br>UN 「 <a href="http://unstats.un.org/unsd/demographic/products">http://unstats.un.org/unsd/demographic/products</a> 」<br>대만 「Statistical Yearbook」 |
| 9. 출생아수 및 출생성비                                   | 출생(남, 여), 출생성비                                    | 2009~2019년 중 국가별 1년         | 통계청 「 <a href="http://kosis.kr">http://kosis.kr</a> >인구동향조사」<br>UN 「 <a href="http://unstats.un.org/unsd/demographic/products">http://unstats.un.org/unsd/demographic/products</a> 」<br>대만 「Statistical Yearbook」   |
| 10. 합계출산율  | 합계출산율   | 2000~2005년부터 2045~2050년까지   | UN 「 <a href="http://population.un.org/wpp">http://population.un.org/wpp</a> 」  |
| 11. 영아사망률  | 영아 사망률  | 2000~2005년부터 2045~2050년까지   | UN 「 <a href="http://population.un.org/wpp">http://population.un.org/wpp</a> 」  |
| 12. 기대수명   | 기대수명  | 2000~2005년부터 2045~2050년까지   | UN 「 <a href="http://population.un.org/wpp">http://population.un.org/wpp</a> 」  |
| 13. 한국 재외동포                                      | 총계, 시민권자+영주권자, 일반체류자+유학생                          | 2009~2019 (2년간격)            | 외교부 「재외동포현황」<br><a href="http://www.mofat.go.kr">http://www.mofat.go.kr</a>   |
| 14. 재한 등록외국인 수 및 정규입국외국인 수                       | 재한등록외국인수, 정규입국외국인수                                | 2015~2019                   | 법무부 「출입국·외국인정책통계연보」<br><a href="http://www.moj.go.kr">http://www.moj.go.kr</a>  |
| <b>II. 사회·범죄·안전</b>                              |   |                             |   |
| 1. 범죄발생  | 살인건수, 10만명당 살인비율                                  | 2017, 2018                  | UNODC 「 <a href="http://www.unodc.org">http://www.unodc.org</a> 」   |
| 2. 10만명당 의도적 살인 희생자수                             | 남자, 여자 희생자수                                       | 2015~2018                   | UN 「 <a href="http://unstats.un.org/sdgs">http://unstats.un.org/sdgs</a> 」  |
| 3. 피난민 및 군사력                                     | 피난민(망명국가별, 발생지역별), 군사 무기이전(수입, 수출), 군대요원          | 2010, 2017, 2019            | The World Bank 「 <a href="http://www.worldbank.org">http://www.worldbank.org</a> 」  |
| 4. 재난 사망자수                                       | 재난 사망자수   | 2012~2019                   | UN 「 <a href="http://unstats.un.org/sdgs">http://unstats.un.org/sdgs</a> 」  |
| 5. 10만명당 직접적 재난 피해자                              | 10만명당 직접적 재난 피해자수                                 | 2012~2019                   | UN 「 <a href="http://unstats.un.org/sdgs">http://unstats.un.org/sdgs</a> 」  |
| 6. 국가경쟁력 순위                                      | 국가경쟁력순위   | 2013~2020                   | 스위스 국제경영개발원 「 <a href="http://www.imd.org">http://www.imd.org</a> 」   |
| 7. 성불평등지수(2018)                                  | 성불평등지수, 모성사망률, 청소년출산율, 여성국회의원비율                   | 2015, 2018                  | UNDP 「Human Development Indices and Indicators」,<br>「 <a href="http://hdr.undp.org">http://hdr.undp.org</a> 」   |
| 8. 관리직 여성 비율                                     | 관리직 여성 비율   | 2011~2018                   | UN 「 <a href="http://unstats.un.org/sdgs">http://unstats.un.org/sdgs</a> 」  |
| 9. 여성 국회의원 수                                     | 여성 국회의원 수   | 2013~2020                   | UN 「 <a href="http://unstats.un.org/sdgs">http://unstats.un.org/sdgs</a> 」  |
| 10. 지난 1개월간 보호자로부터 신체적, 정서적 폭력을 경험한 1~14세 아동의 비율 | 지난 1개월간 보호자로부터 신체적, 정서적 폭력을 경험한 1~14세 아동의 비율      | 2012~2019                   | UN 「 <a href="http://unstats.un.org/sdgs">http://unstats.un.org/sdgs</a> 」  |
| <b>III. 노동·임금</b>                                |   |                             |   |
| 1. 경제활동인구 및 참가율                                  | 해당연령, 조사방법, 경제활동가능인구, 경제활동인구(남, 여), 경제활동참가율(남, 여) | 2016~2019년 중 국가별 1년         | 통계청 「 <a href="http://kosis.kr">http://kosis.kr</a> >경제활동인구조사」<br>ILO 「 <a href="http://www.ilo.org">http://www.ilo.org</a> 」   |
| 2. 고용률   | 고용률   | 2010~2019                   | OECD 「 <a href="http://www.oecd.org">http://www.oecd.org</a> 」  |
| 3. 취업자   | 취업자   | 2010~2019                   | 통계청 「 <a href="http://kosis.kr">http://kosis.kr</a> >경제활동인구조사」<br>ILO 「 <a href="http://www.ilo.org">http://www.ilo.org</a> 」<br>대만 「 <a href="http://eng.stat.gov.tw">http://eng.stat.gov.tw</a> 」   |
| 4. 산업별 취업자                                       | 합계, 남자, 여자, 산업별 취업자                               | 2017~2019년 중 국가별 1년         | 통계청 「 <a href="http://kosis.kr">http://kosis.kr</a> >경제활동인구조사」<br>ILO 「 <a href="http://www.ilo.org">http://www.ilo.org</a> 」 대만 「 <a href="http://eng.stat.gov.tw">http://eng.stat.gov.tw</a> 」  |



| 통 계 표 명<br>(Statistical Tables)      | 수 록 항 목<br>(Statistical Table Items)                                       | 시계열수<br>(Time series)   | 자료출처 및 홈페이지<br>(Data Sources & Homepage)   |
|--------------------------------------|--|-------------------------|--|
| 5. 직업별 취업자                           | 합계, 남자, 여자, 직업별 취업자  | 2017-2019년 중<br>국가별 1년  | 통계청 『 <a href="http://kosis.kr">http://kosis.kr</a> >경제활동인구조사』<br>ILO 『 <a href="http://www.ilo.org">http://www.ilo.org</a> 』  |
| 6. 종사상 지위별 취업자                       | 합계, 남자, 여자, 종사상 지위별 취업자  | 2017-2019년 중<br>국가별 1년  | 통계청 『 <a href="http://kosis.kr">http://kosis.kr</a> >경제활동인구조사』<br>ILO 『 <a href="http://www.ilo.org">http://www.ilo.org</a> 』, 대만 『 <a href="http://eng.stat.gov.tw">http://eng.stat.gov.tw</a> 』                    |
| 7. 파트타임 근로자 비중                       | 파트타임 근로자 비중  | 2010-2019               | OECD 『 <a href="http://stats.oecd.org">http://stats.oecd.org</a> 』   |
| 8. 파트타임 근로자 중 여성비율                   | 파트타임 근로자 중 여성비율  | 2010-2019               | OECD 『 <a href="http://stats.oecd.org">http://stats.oecd.org</a> 』   |
| 9. 실업률                               | 조사방법, 해당연령, 전체, 남자, 여자   | 2010-2019               | 통계청 『 <a href="http://kosis.kr">http://kosis.kr</a> >경제활동인구조사』<br>ILO 『 <a href="http://www.ilo.org">http://www.ilo.org</a> 』, 대만 『 <a href="http://eng.stat.gov.tw">http://eng.stat.gov.tw</a> 』                    |
| 10. 15~24세 실업률                       | 해당연령, 전체, 남자, 여자   | 2012-2020               | ILO 『 <a href="http://www.ilo.org">http://www.ilo.org</a> 』  |
| 11. 고용 지수                            | 전체, 농림어업, 산업, 서비스업   | 2012-2019               | OECD 『 <a href="http://stats.oecd.org">http://stats.oecd.org</a> 』   |
| 12. 근로자당 연평균 실제 근로시간                 | 전체취업자, 임금근로자   | 2014-2019               | OECD 『 <a href="http://stats.oecd.org">http://stats.oecd.org</a> 』   |
| 13. 제조업 근로자의 주당 평균 실제 근로시간           | 근로형태, 제조업 주당 평균근로시간  | 2011-2019               | ILO 『 <a href="http://www.ilo.org">http://www.ilo.org</a> 』  |
| 14. 제조업 종업원의 명목 월평균 임금               | 기간, 제조업 월평균임금  | 2012-2019               | ILO 『 <a href="http://www.ilo.org">http://www.ilo.org</a> 』  |
| 15. 남녀 임금격차(제조업)                     | 기간, 남녀 임금격차(제조업)   | 2012-2019               | ILO 『 <a href="http://www.ilo.org">http://www.ilo.org</a> 』  |
| 16. 단위 노동비용                          | 단위 노동비용  | 2000-2019               | OECD 『 <a href="http://stats.oecd.org">http://stats.oecd.org</a> 』   |
| 17. 근로자 10만명당 치명적 산업재해 수             | 사망 십만인율  | 2010-2019               | 고용노동부 『산업재해현황분석』 <a href="http://moel.go.kr">http://moel.go.kr</a><br>ILO 『 <a href="http://www.ilo.org">http://www.ilo.org</a> 』  |
| 18. 대도시권 노동시장(2018)                  | 취업자, 경제활동인구, 실업자   | 2014, 2018년 중<br>국가별 1년 | OECD 『 <a href="http://stats.oecd.org">http://stats.oecd.org</a> 』   |
| 19. GDP 대비 노동소득 분배율 (임금 및 사회보장이전 포함) | GDP대비 노동소득 분배율   | 2010-2018               | UN 『 <a href="http://unstats.un.org/sdgs">http://unstats.un.org/sdgs</a> 』   |
| 20. 노동정의                             | 건수, 참가인원, 손실일수   | 2010-2019               | ILO 『 <a href="http://www.ilo.org">http://www.ilo.org</a> 』  |
| <b>IV. 소득 · 소비 · 자산</b>              |  |                         |  |
| 1. 소득분포                              | 상 · 하위 10%, 5분위별 소득분포  | 2010-2018년 중<br>국가별 1년  | 통계청 『 <a href="http://kosis.kr">http://kosis.kr</a> >가계동향조사』<br>The World Bank 『 <a href="http://www.worldbank.org">http://www.worldbank.org</a> 』<br>OECD 『 <a href="http://www.oecd.org">http://www.oecd.org</a> 』 |
| 2. 지니계수                              | 지니계수   | 2009-2018               | OECD 『 <a href="http://www.oecd.org">http://www.oecd.org</a> 』   |
| 3. 상대적 빈곤율                           | 상대적 빈곤율  | 2009-2018               | OECD 『 <a href="http://www.oecd.org">http://www.oecd.org</a> 』   |
| 4. 저축투자차액 비율 -가계 및 비영리단체             | 저축투자차액 비율  | 2010-2019               | OECD 『 <a href="http://www.oecd.org">http://www.oecd.org</a> 』   |
| 5. 가계금융자산                            | 가계금융자산   | 2010-2019               | OECD 『 <a href="http://www.oecd.org">http://www.oecd.org</a> 』   |
| 6. 가계처분가능소득                          | 가계처분가능소득   | 2010-2019               | OECD 『 <a href="http://data.oecd.org">http://data.oecd.org</a> 』   |
| 7. 가계지출                              | 가계지출   | 2012-2019               | OECD 『 <a href="http://data.oecd.org">http://data.oecd.org</a> 』   |
| 8. 가계저축                              | 가계저축   | 2012-2019               | OECD 『 <a href="http://data.oecd.org">http://data.oecd.org</a> 』   |
| <b>V. 보건 · 복지</b>                    |  |                         |  |
| 1. 의료종사자수                            | 의사, 약사, 치과의사, 간호사 수  | 2004-2019년 중<br>국가별 1년  | OECD 『 <a href="http://stats.oecd.org">http://stats.oecd.org</a> 』   |
| 2. 병상수 및 유아집중률                       | 인구 1,000명당 병상수, 유아집중률 (혼영, DPT)  | 2004-2018년 중<br>국가별 1년  | The World Bank 『 <a href="http://www.worldbank.org">http://www.worldbank.org</a> 』   |
| 3. 10만명당 주요 사망 원인 별 사망률              | 총사망률, 특정장염성 및 기생충성질환, 악성신생물(암), 당뇨병, 순환기계통질환, 호흡기계통질환, 소화기계통질환, 사망의 외부요인 등 | 2013-2018년 중<br>국가별 1년  | 통계청 『사망원인통계』<br>WHO 『Mortality Database, <a href="http://www.who.int">http://www.who.int</a> 』   |
| 4. 10만명당 결핵 발생 빈도                    | 10만명당 결핵 발생 빈도   | 2009-2018               | The World Bank 『 <a href="http://www.worldbank.org">http://www.worldbank.org</a> 』   |
| 5. 출산 10만명당 임신부 사망률                  | 출산 10만명당 임신부 사망률   | 2008-2017               | The World Bank 『 <a href="http://www.worldbank.org">http://www.worldbank.org</a> 』   |
| 6. 흡연율                               | 남자, 여자 흡연율   | 2010-2019               | 통계청 『사회조사보고서』<br>OECD 『 <a href="http://stats.oecd.org">http://stats.oecd.org</a> 』  |
| 7. 1인당 담배소비량                         | 1인당 담배소비량  | 2009-2019               | OECD 『 <a href="http://stats.oecd.org">http://stats.oecd.org</a> 』   |
| 8. 1인당 알콜음료 소비량                      | 1인당 알콜음료 소비량   | 2008-2018               | OECD 『 <a href="http://stats.oecd.org">http://stats.oecd.org</a> 』   |
| 9. 보건관련 지출비(2017)                    | 보건 지출비(GDP대비-경상, 공공, 본인부담, 1인당 보건지출, 1인당 보건지출(PPP)), 외부보건비                 | 2017                    | The World Bank 『 <a href="http://www.worldbank.org">http://www.worldbank.org</a> 』   |

| 통 계 표 명<br>(Statistical Tables) | 수 록 항 목<br>(Statistical Table Items)                               | 시계열수<br>(Time series)  | 자료출처 및 홈페이지<br>(Data Sources & Homepage )  |
|---------------------------------|--|------------------------|--|
| 10. 보건서비스 지출비                   | 보건 당기 지출, 치료 및 재활 치료, 장기 치료, 보건 보조 서비스, 의료 품, 예방치료, 정부의료체계 및 재정 행정 | 2017-2018              | OECD 「 <a href="http://stats.oecd.org">http://stats.oecd.org</a> 」   |
| 11. AIDS 환자수                    | AIDS 환자수   | 2013-2019              | OECD 「 <a href="http://stats.oecd.org">http://stats.oecd.org</a> 」   |
| 12. 비만인구비율(15세 이상)              | 과체중, 비만, 과체중+비만(전체, 남자, 여자)  | 2008-2019년 중<br>국가별 1년 | OECD 「 <a href="http://stats.oecd.org">http://stats.oecd.org</a> 」   |
| 13. 전염병                         | 전염병(백일해, 홍역)   | 2015-2019              | OECD 「 <a href="http://stats.oecd.org">http://stats.oecd.org</a> 」   |
| 14. 의약품 판매                      | 의약품 판매   | 2009-2019              | OECD 「 <a href="http://stats.oecd.org">http://stats.oecd.org</a> 」   |
| 15. 의약품 소비                      | 소화관 및 신진대사, 제산제, 소화성<br>궤양 및 위장용 약물, 당뇨 약물 등                       | 2018-2019              | OECD 「 <a href="http://stats.oecd.org">http://stats.oecd.org</a> 」   |
| 16. 영양부족 인구비율                   | 영양부족 인구비율  | 2011-2018              | UN 「 <a href="http://unstats.un.org/sdgs">http://unstats.un.org/sdgs</a> 」   |
| 17. 공여국별 총개발원조                  | 공여국별 총개발원조   | 2012-2018              | UN 「 <a href="http://unstats.un.org/sdgs">http://unstats.un.org/sdgs</a> 」   |
| 18. 공공사회복지 지출                   | 공공사회복지 지출  | 2010-2018              | OECD 「 <a href="http://www.oecd.org">http://www.oecd.org</a> 」   |
| <b>VI. 교육/문화·여가</b>             |  |                        |  |
| 1. 인간개발지수(2018)                 | HDI 순위, 인간개발지수, 기대수명, 평균 교육기간, 기대교육기간, 1인당 GNI                     | 2018                   | UNDP 「Human Development Indices and Indicators」, 「 <a href="http://hdr.undp.org">http://hdr.undp.org</a> 」   |
| 2. 교육정도별 취학률                    | 학교전교육, 초등교육, 중등교육, 고<br>등교육  | 2010-2019년 중<br>국가별 1년 | UNESCO 「 <a href="http://data.uis.unesco.org">http://data.uis.unesco.org</a> 」   |
| 3. 교사 1인당 학생수 및 여교사<br>비율       | 학교전·초등·중등(교사1인당 학생<br>수, 여교사비율)                                    | 2008-2019년 중<br>국가별 1년 | UNESCO 「 <a href="http://data.uis.unesco.org">http://data.uis.unesco.org</a> 」   |
| 4. 공교육비지출                       | 총교육비지출, 총교육비대비 단계별<br>교육비(학교전교육, 초등교육 등)                           | 2005-2019년 중<br>국가별 1년 | UNESCO 「 <a href="http://data.uis.unesco.org">http://data.uis.unesco.org</a> 」   |
| 5. 교육단계별 연간 학생1인당<br>공교육비       | 초등교육, 중등교육, 고등교육   | 2015, 2016             | 한국교육개발원 「OECD 교육지표」  |
| 6. 학업 성취도                       | 남녀별 수학, 과학, 읽기점수   | 2015, 2018             | OECD 「 <a href="http://data.oecd.org">http://data.oecd.org</a> 」   |
| 7. 외래 방문객 및 국외 여행객              | 외래방문객, 국외여행객   | 2011-2017              | UNWTO, 한국관광공사 「한국관광통계」   |
| 8. 해외 관광 수입 및 관광 지출             | 관광수입, 관광지출   | 2011-2017              | UNWTO, 한국관광공사 「한국관광통계」   |
| 9. 가계의 오락·문화비 지출                | 가계의 오락·문화비 지출  | 2013-2018              | UN 「 <a href="http://data.un.org">http://data.un.org</a> 」   |
| 10. 오락, 문화, 종교에 대한 정부<br>지출     | 오락, 문화, 종교에 대한 정부 지출   | 2013-2018              | OECD 「 <a href="http://stats.oecd.org">http://stats.oecd.org</a> 」   |
| <b>VII. 농림/수산</b>               |  |                        |  |
| 1. 농업면적                         | 농업면적   | 2011-2016              | 통계청 「 <a href="http://kosis.kr">http://kosis.kr</a> >농업면적조사」<br>국토교통부 「 <a href="http://stat.molit.go.kr">http://stat.molit.go.kr</a> >지적통계」<br>The World Bank 「 <a href="http://databank.worldbank.org">http://databank.worldbank.org</a> 」 |
| 2. 농업생산지수                       | 농업생산지수   | 2007-2016              | 농림축산식품부 「 <a href="http://kosis.kr">http://kosis.kr</a> 」<br>FAO 「 <a href="http://www.fao.org">http://www.fao.org</a> 」   |
| 3. 농업생산량(쌀)                     | 쌀, 경작면적당 생산량   | 2016-2018              | 통계청 「 <a href="http://kosis.kr">http://kosis.kr</a> >농작물생산조사」<br>FAO 「 <a href="http://www.fao.org">http://www.fao.org</a> 」   |
| 4. 농업생산량(보리)                    | 보리, 경작면적당 생산량  | 2016-2018              | 통계청 「 <a href="http://kosis.kr">http://kosis.kr</a> >농작물생산조사」<br>FAO 「 <a href="http://www.fao.org">http://www.fao.org</a> 」   |
| 5. 농업생산량(밀, 옥수수)                | 밀, 옥수수, 경작면적당 생산량  | 2016-2018              | 통계청 「 <a href="http://kosis.kr">http://kosis.kr</a> >농작물생산조사」<br>FAO 「 <a href="http://www.fao.org">http://www.fao.org</a> 」   |
| 6. 농업생산량(감자, 고구마)               | 감자, 고구마, 경작면적당 생산량   | 2017-2018              | 통계청 「 <a href="http://kosis.kr">http://kosis.kr</a> >농작물생산조사」<br>FAO 「 <a href="http://www.fao.org">http://www.fao.org</a> 」   |
| 7. 농업생산량(차, 흙)                  | 차, 호프, 경작면적당 생산량   | 2017-2018              | FAO 「 <a href="http://www.fao.org">http://www.fao.org</a> 」  |
| 8. 농업생산량(커피, 율담배)               | 커피, 율담배, 경작면적당 생산량   | 2016-2018              | FAO 「 <a href="http://www.fao.org">http://www.fao.org</a> 」  |
| 9. 가축사육(소)                      | 소  | 2015-2018              | 통계청 「 <a href="http://kosis.kr">http://kosis.kr</a> >가축동향조사」<br>FAO 「 <a href="http://www.fao.org">http://www.fao.org</a> 」  |
| 10. 가축사육(돼지)                    | 돼지   | 2015-2018              | 통계청 「 <a href="http://kosis.kr">http://kosis.kr</a> >가축동향조사」<br>FAO 「 <a href="http://www.fao.org">http://www.fao.org</a> 」  |
| 11. 가축사육(양)                     | 양  | 2013-2016              | 농림축산식품부 「기타가축통계」<br>「 <a href="http://www.mafr.go.kr">http://www.mafr.go.kr</a> 」<br>FAO 「 <a href="http://www.fao.org">http://www.fao.org</a> 」   |
| 12. 가축사육(닭)                     | 닭  | 2013-2016              | 통계청 「 <a href="http://kosis.kr">http://kosis.kr</a> >가축동향조사」<br>FAO 「 <a href="http://www.fao.org">http://www.fao.org</a> 」  |
| 13. 가축생산량(쇠고기)                  | 쇠고기  | 2015-2018              | 농림축산식품부 「농림축산식품주요통계」<br>FAO 「 <a href="http://www.fao.org">http://www.fao.org</a> 」  |
| 14. 가축생산량(돼지고기)                 | 돼지고기   | 2015-2018              | 농림축산식품부 「농림축산식품주요통계」<br>FAO 「 <a href="http://www.fao.org">http://www.fao.org</a> 」  |
| 15. 비료생산량                       | 합계, 질소, 인산, 칼리   | 2016, 2017             | 농림축산식품부 「농림축산식품통계연보」<br>FAO 「 <a href="http://www.fao.org">http://www.fao.org</a> 」  |

| 통 계 표 명<br>(Statistical Tables) | 수 록 항 목<br>(Statistical Table Items)  | 시 계 열 수<br>(Time series) | 자 료 출 처 및 홈 페이지<br>(Data Sources & Homepage)   |
|---------------------------------|---------------------------------------|--------------------------|--|
| 16. 비료소비량                       | 합계, 질소, 인산, 칼리                        | 2016, 2017               | 농림축산식품부 『농림축산식품통계연보』<br>FAO 『http://www.fao.org』                                       |
| 17. 원목생산량                       | 원목생산량                                 | 2010-2019                | 산림청 『임업통계연보』<br>FAO 『http://www.fao.org』   |
| 18. 수산물 어획량                     | 수산물 어획량                               | 2010-2018                | FAO 『http://www.fao.org』   |
| <b>VIII. 광업·제조업</b>             |                                       |                          |  |
| 1. 광업·제조업 생산지수                  | 총지수, 광업, 제조업, 전기·가스·증기업               | 2009-2015                | 통계청 『http://kosis.kr>광업·제조업동향조사』<br>UN 『https://unstats.un.org』                        |
| 2. 제조업 사업체수 및 피고용인수             | 사업체수, 피고용인수                           | 2013-2016                | 통계청 『http://kosis.kr>광업·제조업조사』<br>UN 『International Yearbook of Industrial Statistics』 |
| 3. 제조업 부가가치액 및 구성               | 제조업 부가가치액(100만 달러), 식품, 음료 및 담배 등 구성비 | 2010, 2015, 2018         | The World Bank 『http://databank.worldbank.org』   |
| 4. 주요 광물생산                      | 동광, 아연광, 금, 은, 대리석, 철, 마그네사이트, 다이아몬드  | 2013-2016                | UN 『http://data.un.org』  |
| 5. 음식료품 및 담배 생산                 | 밀가루, 맥주, 청량음료, 담배                     | 2013-2016                | UN 『http://data.un.org』  |
| 6. 화학물 및 화학제품 생산                | 염료, 폴리프로필렌, 폴리염화비닐, 세제                | 2013-2016                | UN 『http://data.un.org』  |
| 7. 합판 및 신문용지 생산                 | 합판, 신문용지                              | 2013-2016                | UN 『http://data.un.org』  |
| 8. 시멘트 및 알루미늄 생산                | 시멘트, 알루미늄                             | 2013-2016                | UN 『http://data.un.org』  |
| 9. 주요 가전제품 생산                   | 가정용냉장고, 전자기, 청소기, 라디오수신기              | 2013-2016                | UN 『http://data.un.org』  |
| 10. 선철생산                        | 선철생산                                  | 2010-2018                | 한국철강협회 『철강통계연보』 『http://www.kosa.or.kr』  |
| 11. 조강생산                        | 조강생산                                  | 2010-2018                | 한국철강협회 『철강통계연보』 『http://www.kosa.or.kr』  |
| 12. 철강재 수출·수입                   | 수출, 수입                                | 2014-2018                | 한국철강협회 『철강통계연보』 『http://www.kosa.or.kr』  |
| 13. 자동차생산                       | 계, 승용차, 상용차                           | 2016-2019                | 한국자동차산업협회(KAMA) 『http://www.kama.or.kr』<br>『한국의 자동차 산업』                                |
| 14. 주요국의 자동차 수출·수입              | 승용차, 상용차, 계(수출, 수입)                   | 2011-2018                | 한국자동차산업협회(KAMA) 『http://www.kama.or.kr』  |
| 15. 삼대국가별 자동차 수출·수입(2018)       | 승용차, 상용차(한국, 일본, 독일, 미국)              | 2018                     | 한국자동차산업협회(KAMA) 『http://www.kama.or.kr』  |
| <b>IX. 교통·물류/건설</b>             |                                       |                          |  |
| 1. 승용차 등록                       | 승용차 등록                                | 2000-2019                | OECD 『http://www.oecd.org』   |
| 2. 내륙화물 및 여객 운송                 | 내륙화물 수송, 여객운송                         | 2010-2018                | OECD 『http://www.oecd.org』   |
| 3. 국제해운수송                       | 국제해운수송(입항, 출항)                        | 2013-2019                | UN 『Monthly Bulletin of Statistics』  |
| 4. 민간정기항공수송                     | 총계(국내수송+국제수송), 국제수송                   | 2016-2018                | ICAO 『Annual Report』   |
| 5. 내륙 교통 시설 투자                  | 내륙 교통 시설 투자                           | 2012-2018                | OECD 『http://stats.oecd.org』   |
| 6. 철도 시설 투자                     | 철도 시설 투자                              | 2012-2018                | OECD 『http://stats.oecd.org』   |
| 7. 도로 시설 투자                     | 도로 시설 투자                              | 2012-2018                | OECD 『http://stats.oecd.org』   |
| 8. 내륙 수로 시설 투자                  | 내륙 수로 시설 투자                           | 2012-2018                | OECD 『http://stats.oecd.org』   |
| 9. 해상 포트 시설 투자                  | 해상 포트 시설 투자                           | 2012-2018                | OECD 『http://stats.oecd.org』   |
| 10. 공항 시설 투자                    | 공항 시설 투자                              | 2012-2018                | OECD 『http://stats.oecd.org』   |
| 11. 주택가격 변화율                    | 명목, 실질 주택가격 변화율                       | 2011-2018                | OECD 『http://www.oecd.org』   |
| 12. 신축 주택                       | 신축 주택                                 | 2008-2017                | UN 『http://unstats.un.org』   |
| <b>X. 정보통신/과학·기술</b>            |                                       |                          |  |
| 1. 국내우편                         | 우편, 소포                                | 2016-2018                | UPU 『http://www.upu.int』<br>대만 『http://www.stat.gov.tw』                                |
| 2. 국제우편                         | 발송, 도착                                | 2015-2018                | UPU 『http://www.upu.int』   |
| 3. 전화 가입자수                      | 가입자수, 인구100명당                         | 2016-2018                | ITU 『http://www.itu.int』   |
| 4. 이동전화 가입자수                    | 가입자수, 인구100명당                         | 2016-2018                | ITU 『http://www.itu.int』   |
| 5. 인터넷                          | 인터넷이용률, 초고속인터넷가입자수(총계, 100명당 가입자수)    | 2017-2018                | ITU 『http://www.itu.int』   |
| 6. 가정용 컴퓨터                      | 가정용 컴퓨터, 가정용 인터넷                      | 2017-2019                | OECD 『http://data.oecd.org』  |
| 7. 총연구원수                        | 총연구원수                                 | 2012-2018                | OECD 『http://stats.oecd.org』   |

| 통 계 표 명<br>(Statistical Tables) | 수 록 항 목<br>(Statistical Table Items)                                   | 시계열수<br>(Time series)  | 자료출처 및 홈페이지<br>(Data Sources & Homepage)  |
|---------------------------------|--|------------------------|---|
| 8. 자금출처별 연구개발비                  | GDP대비, 정부, 기업, 해외, 고등교육 및 민간비영리기관                                      | 2017-2019년 중<br>국가별 1년 | OECD <a href="http://stats.oecd.org">http://stats.oecd.org</a>  |
| 9. 연구주체별 연구개발비                  | 기업, 고등교육기관, 정부, 민간비영리기관  | 2017-2019년 중<br>국가별 1년 | OECD <a href="http://stats.oecd.org">http://stats.oecd.org</a>  |
| 10. 주요국 특허 출원 · 등록              | 특허 출원점수, 특허 등록   | 2014-2018              | WIPO <a href="http://ipstats.wipo.int">http://ipstats.wipo.int</a>  |
| 11. 지식재산권 사용료                   | 사용료 수입, 사용료 지급   | 2016-2019              | The World Bank <a href="http://www.worldbank.org">http://www.worldbank.org</a>  |
| <b>XI. 물가</b>                   |  |                        |   |
| 1. 생산자 물가지수                     | 생산자 물가지수   | 2010-2019              | 한국은행 <a href="http://ecos.bok.or.kr">http://ecos.bok.or.kr</a><br>IMF <a href="http://international.financial.statistics.org">International Financial Statistics</a><br>OECD <a href="http://main.economic.indicators.org">Main Economic Indicators</a><br>대만 <a href="http://eng.stat.gov.tw">http://eng.stat.gov.tw</a> |
| 2. 소비자 물가지수                     | 소비자 물가지수   | 2010-2019              | 통계청 <a href="http://kosis.kr">http://kosis.kr</a> >소비자물가지조사<br>IMF <a href="http://international.financial.statistics.org">International Financial Statistics</a><br>OECD <a href="http://main.economic.indicators.org">Main Economic Indicators</a><br>대만 <a href="http://eng.stat.gov.tw">http://eng.stat.gov.tw</a>    |
| 3. GDP 디플레이터                    | GDP 디플레이터  | 2010-2019              | 한국은행 <a href="http://ecos.bok.or.kr">http://ecos.bok.or.kr</a><br>IMF <a href="http://international.financial.statistics.org">International Financial Statistics</a>  |
| 4. 에너지 가격                       | 산업별 증질연료유, 가정용 경질연료유, 차량용 디젤유 등  | 2019                   | IEA <a href="http://key.world.energy.statistics.org">Key World Energy Statistics</a>  |
| 5. 비교물가수준(한국기준)                 | 비교물가수준(한국기준)   | 2015-2019              | OECD <a href="https://stats.oecd.org">https://stats.oecd.org</a>  |
| 6. 비교물가수준(미국기준)                 | 비교물가수준(미국기준)   | 2015-2019              | OECD <a href="https://stats.oecd.org">https://stats.oecd.org</a>  |
| <b>XII. 국민계정</b>                |  |                        |   |
| 1. 국민총소득(당해년가격)                 | 국민총소득(당해년가격)   | 2010-2019              | 한국은행 <a href="http://ecos.bok.or.kr">http://ecos.bok.or.kr</a><br>The World Bank <a href="http://www.worldbank.org">http://www.worldbank.org</a><br>대만 <a href="http://www.stat.gov.tw">http://www.stat.gov.tw</a>  |
| 2. 1인당 국민총소득(당해년가격)             | 1인당 국민총소득(당해년가격)   | 2010-2019              | 한국은행 <a href="http://ecos.bok.or.kr">http://ecos.bok.or.kr</a><br>The World Bank <a href="http://www.worldbank.org">http://www.worldbank.org</a><br>UN <a href="http://esa.un.org/unpd/wpp">http://esa.un.org/unpd/wpp</a><br>대만 <a href="http://www.stat.gov.tw">http://www.stat.gov.tw</a>                              |
| 3. 국내총생산(당해년가격)                 | 국내총생산(당해년가격)   | 2010-2019              | 한국은행 <a href="http://ecos.bok.or.kr">http://ecos.bok.or.kr</a><br>The World Bank <a href="http://www.worldbank.org">http://www.worldbank.org</a><br>대만 <a href="http://www.stat.gov.tw">http://www.stat.gov.tw</a>  |
| 4. 1인당 국내총생산(당해년가격)             | 1인당 국내총생산(당해년가격)   | 2010-2019              | 한국은행 <a href="http://ecos.bok.or.kr">http://ecos.bok.or.kr</a><br>The World Bank <a href="http://www.worldbank.org">http://www.worldbank.org</a><br>대만 <a href="http://www.stat.gov.tw">http://www.stat.gov.tw</a>  |
| 5. GDP 성장률(불변가격)                | GDP 성장률(불변가격)  | 2010-2019              | 한국은행 <a href="http://ecos.bok.or.kr">http://ecos.bok.or.kr</a><br>The World Bank <a href="http://www.worldbank.org">http://www.worldbank.org</a><br>대만 <a href="http://www.stat.gov.tw">http://www.stat.gov.tw</a>  |
| 6. 경제활동별 국내총생산(당해년가격)           | 국내총생산, 농림어업, 2차산업, 제조업, 서비스업   | 2017-2019              | 한국은행 <a href="http://ecos.bok.or.kr">http://ecos.bok.or.kr</a><br>The World Bank <a href="http://www.worldbank.org">http://www.worldbank.org</a><br>대만 <a href="http://www.stat.gov.tw">http://www.stat.gov.tw</a>  |
| 7. 지출항목별 국내총생산(당해년가격)           | 국내총생산, 구성비(정부소비지출, 민간소비지출, 재고증감, 총고정 자본형성, 재화 및 서비스의 수출, 재화 및 서비스의 수입) | 2017-2019              | 한국은행 <a href="http://ecos.bok.or.kr">http://ecos.bok.or.kr</a><br>IMF <a href="http://international.financial.statistics.org">International Financial Statistics</a><br>대만 <a href="http://www.stat.gov.tw">http://www.stat.gov.tw</a>  |
| 8. 국내총생산에 대한 투자율(당해년가격)         | 국내총생산에 대한 투자율(당해년가격)   | 2010-2019              | 한국은행 <a href="http://ecos.bok.or.kr">http://ecos.bok.or.kr</a><br>The World Bank <a href="http://www.worldbank.org">http://www.worldbank.org</a>  |
| 9. 국내총생산에 대한 저축률(당해년가격)         | 국내총생산에 대한 저축률(당해년가격)   | 2010-2019              | 한국은행 <a href="http://ecos.bok.or.kr">http://ecos.bok.or.kr</a><br>The World Bank <a href="http://www.worldbank.org">http://www.worldbank.org</a>  |
| 10. 1인당 총가계처분가능소득               | 1인당 처분가능소득   | 2010-2019              | OECD <a href="http://www.oecd.org">http://www.oecd.org</a>  |
| <b>XIII. 정부 · 재정/금융/보험</b>      |  |                        |   |
| 1. 중앙정부 재정                      | 세입, 세출   | 2015-2018              | 기획재정부 <a href="http://www.moef.go.kr">http://www.moef.go.kr</a><br>IMF <a href="http://government.finance.statistics.org">Government Finance Statistics</a>   |
| 2. 국민부담률                        | 국민부담률  | 1999-2018              | OECD <a href="https://stats.oecd.org">https://stats.oecd.org</a>  |
| 3. 정부 부채                        | 정부 부채  | 2004-2019              | 기획재정부 <a href="http://www.moef.go.kr">http://www.moef.go.kr</a><br>OECD <a href="https://stats.oecd.org">https://stats.oecd.org</a>   |
| 4. 평균근로자 세금                     | 평균근로자 세금   | 2010-2019              | OECD <a href="https://stats.oecd.org">https://stats.oecd.org</a>  |
| 5. 공적개발원조                       | 공적개발원조   | 2010-2019              | OECD <a href="https://data.oecd.org">https://data.oecd.org</a>  |
| 6. 공공 및 개인연금 지출                 | 공공연금 지출, 개인연금 지출   | 2005-2013              | OECD <a href="http://oecd.factbook.org">OECD Factbook</a>   |
| 7. 저축투자차액 비율-일반정부               | 저축투자차액 비율-일반정부   | 2010-2019              | OECD <a href="https://stats.oecd.org">https://stats.oecd.org</a>  |
| 8. 사회보험부담률                      | 사회보험부담률  | 2009-2018              | OECD <a href="https://stats.oecd.org">https://stats.oecd.org</a>  |
| 9. 통화(M1, M2) 증감률               | M1증감률, M2증감률   | 2010-2019              | IMF <a href="http://international.financial.statistics.org">International Financial Statistics</a><br>대만 <a href="http://www.cbc.gov.tw">http://www.cbc.gov.tw</a>  |
| 10. 주요 국제금리                     | 재무성증권수익률, 예금금리, 대출금리, 정부채권수익률, 시장금리                                    | 2012-2019              | IMF <a href="http://international.financial.statistics.org">International Financial Statistics</a>  |
| 11. 중앙은행 정책금리                   | 중앙은행 정책금리  | 2010-2019              | IMF <a href="http://international.financial.statistics.org">International Financial Statistics</a>  |
| 12. 보험료                         | 생명보험, 손해보험 보험료   | 2010-2018              | OECD <a href="http://stats.oecd.org">http://stats.oecd.org</a>  |

| 통 계 표 명<br>(Statistical Tables)   | 수 록 항 목<br>(Statistical Table Items)                        | 시계열수<br>(Time series)  | 자료출처 및 홈페이지<br>(Data Sources & Homepage)  |
|-----------------------------------|---|------------------------|---|
| 13. 보험종사자 1인당 원수보험료               | 보험종사자 1인당 원수보험료   | 2011~2018              | OECD 『http://stats.oecd.org』  |
| 14. 외국계 보험회사의 시장점유율<br>(생명보험)     | 시장점유율(생명보험)   | 2009~2018              | OECD 『http://stats.oecd.org』  |
| 15. 외국계 보험회사의 시장점유율<br>(손해보험)     | 시장점유율(손해보험)   | 2009~2018              | OECD 『http://stats.oecd.org』  |
| 16. 해외거래소 주가지수                    | 거래소, 해외거래소 주가지수   | 2013~2019              | 세계거래소연맹 『http://www.world-exchanges.org』  |
| 17. 증권거래 주요지표                     | 거래소별 주식거래대금, 상장주식<br>시가총액                                   | 2015~2019              | 세계거래소연맹 『http://www.world-exchanges.org』  |
| <b>XIV. 무역 · 국제수지</b>             |   |                        |   |
| 1. 수출 · 수입                        | 수출, 수입  | 2010~2019              | 관세청 『http://www.customs.go.kr』<br>IMF 『International Financial Statistics』  |
| 2. 주요상품 수출액(세계총액)                 | SITC 상품분류(육류, 과일, 견과류,<br>알콜성음료 등 45개 품목)별 수출액              | 2014~2018              | UN 『International Trade Statistics Yearbook』<br>『http://comtrade.un.org』  |
| 3. 주요상품 수출 · 수입액(2018)            | 상품분류별(육류, 어류, 밀, 쌀, 곡수수,<br>야채, 감자, 콩류 등 42개 품목) 수출,<br>수입액 | 2018                   | UN 『International Trade Statistics Yearbook』<br>『http://comtrade.un.org』  |
| 4. 국제수지                           | 경상수지, 상품수지, 서비스수지, 본원<br>소득수지, 이전소득수지                       | 2011~2019              | 한국은행 『http://ecos.bok.or.kr』<br>IMF 『International Financial Statistics』<br>대만 『http://www.cbc.gov.tw』  |
| 5. 무역의존도(수출입의 대 GDP<br>비율)        | 수출, 수입  | 2010~2019              | 관세청 『http://www.customs.go.kr』<br>한국은행 『http://ecos.bok.or.kr』<br>IMF 『International Financial Statistics』<br>The World Bank 『http://www.worldbank.org』 |
| 6. 수출 · 수입 물량지수                   | 수출, 수입  | 2010~2019              | 한국은행 『http://ecos.bok.or.kr』<br>IMF 『International Financial Statistics』<br>대만 『http://www.cbc.gov.tw』  |
| 7. 수출 · 수입 단가지수                   | 수출, 수입  | 2010~2019              | 한국은행 『http://ecos.bok.or.kr』<br>IMF 『International Financial Statistics』<br>대만 『http://www.cbc.gov.tw』  |
| 8. 외환보유액                          | 금 포함, 금 제외  | 2010~2019              | 한국은행 『http://ecos.bok.or.kr』<br>IMF 『International Financial Statistics』  |
| 9. 외채                             | 총 외채, 장기외채, 단기외채, IMF<br>차용                                 | 2009~2018              | 한국은행 『http://ecos.bok.or.kr』<br>The World Bank 『http://databank.worldbank.org』  |
| 10. 환율                            | 통화단위, 환율  | 2010~2019              | 한국은행 『http://ecos.bok.or.kr』<br>IMF 『International Financial Statistics』  |
| 11. 실질실효환율                        | 실질실효환율  | 2000~2019              | OECD 『Main Economic Indicators』   |
| 12. 외국인 직접투자(유입)                  | 외국인 직접투자(유입)  | 2010~2019              | OECD 『https://stats.oecd.org』   |
| 13. 해외 직접투자(유출)                   | 해외 직접투자(유출)   | 2010~2019              | OECD 『https://stats.oecd.org』   |
| <b>XV. 환 경</b>                    |   |                        |   |
| 1. 기후                             | 지점(위도, 경도, 고도),기온(최고, 최저,<br>연평균),강수량(최고, 최저, 강수량)          | 1990                   | 기상청 『세계기후표(1961~1990)』<br>http://www.kma.go.kr  |
| 2. CO <sub>2</sub> 배출량            | 총량, 1인당   | 2014~2017              | IEA 『CO <sub>2</sub> Emissions from Fuel Combustion』  |
| 3. 대기오염 배출                        | 황산화물, 질소산화물, 일산화탄소,<br>비메탄 휘발성 유기화합물                        | 2014~2017              | OECD 『https://stats.oecd.org』   |
| 4. 유해폐기물 발생량                      | 유해폐기물 발생량   | 2010~2017              | UN 『http://data.un.org』   |
| 5. 산림면적 및 생물다양성                   | 산림면적, 멸종위기종(포유동물,<br>조류, 어류, 고등식물),<br>육상보호구역, 해상보호구역       | 2016~2018              | The World Bank 『http://www.worldbank.org』   |
| 6. 오존층 파괴                         | CFCs 소비량  | 2009~2018              | UN Environment Programme 『https://ozone.unep.org』   |
| 7. 도시 폐기물                         | 도시 폐기물  | 2010~2018              | OECD 『https://stats.oecd.org』   |
| 8. 농약판매                           | 총량, 살충제, 살균제, 제초제, 기타                                       | 2013~2018년 중<br>국가별 1년 | 농림축산식품부 『농림축산식품통계연보』<br>OECD 『https://stats.oecd.org』   |
| 9. 공공부문의 환경보호지출                   | 환경보호지출  | 2006~2013              | OECD 『https://stats.oecd.org』   |
| 10. 산림의 자연손실                      | 산림의 자연손실  | 2011~2018              | OECD 『https://stats.oecd.org』   |
| 11. 환경관련 세수                       | GDP대비%, 전체세수대비%   | 2009~2018              | OECD 『https://stats.oecd.org』   |
| 12. 부문별 쓰레기 발생량<br>(2016)         | 농림수산업, 광업, 채굴업, 제조업,<br>에너지생산, 상하수도, 오수관리 등,<br>건설, 기타, 총계  | 2016                   | OECD 『https://stats.oecd.org』   |
| 13. 초미세먼지(PM <sub>2.5</sub> ) 배출량 | 초미세먼지(PM <sub>2.5</sub> ) 배출량                               | 2010~2017              | OECD 『https://stats.oecd.org』   |
| 14. 도시 농촌별 안전관리 식수<br>이용인구 비율     | 전체, 도시, 농촌 안전관리 식수이용<br>인구 비율                               | 2016, 2017             | UN 『http://unstats.un.org/sdgs』   |

| 통 계 표 명<br>(Statistical Tables) | 수 록 항 목<br>(Statistical Table Items)    | 시계열수<br>(Time series) | 자료출처 및 홈페이지<br>(Data Sources & Homepage )                         |
|---------------------------------|---|-----------------------|---|
| <b>XVI. 에너지</b>                 |   |                       |   |
| 1. 1차 에너지원별 소비                  | 총계, 석탄, 석유, 천연가스, 수력, 원자력               | 2018~2019             | BP 『BP Statistical Review of World Energy』<br>『http://www.bp.com』 |
| 2. 석탄 생산 및 소비                   | 석탄의 생산 및 소비,<br>2019년 세계점유율             | 2011~2019             | BP 『BP Statistical Review of World Energy』<br>『http://www.bp.com』 |
| 3. 석유 생산 및 소비                   | 석유의 생산 및 소비,<br>2019년 세계점유율             | 2011~2019             | BP 『BP Statistical Review of World Energy』<br>『http://www.bp.com』 |
| 4. 천연가스 생산 및 소비                 | 천연가스의 생산 및 소비,<br>2019년 세계점유율           | 2011~2019             | BP 『BP Statistical Review of World Energy』<br>『http://www.bp.com』 |
| 5. 발전량(2015)                    | 발전원별 발전량(수력, 석탄, 석유,<br>천연가스, 원자력, 신재생) | 2015                  | The World Bank 『http://www.worldbank.org』                         |
| 6. 항공유 수입                       | 항공유 수입                                  | 2009~2018             | UN 『http://data.un.org』   |
| 7. 항공유 수출                       | 항공유 수출                                  | 2009~2018             | UN 『http://data.un.org』   |
| 8. 재생 에너지                       | 재생 에너지                                  | 2010~2017             | OECD 『http://www.oecd.org』  |
| 9. 연료 수입                        | 연료 수입                                   | 2009~2018             | UN 『http://data.un.org』   |
| 10. 연료 수출                       | 연료 수출                                   | 2009~2018             | UN 『http://data.un.org』   |
| 11. 연료 소비                       | 연료 소비(철도, 도로)                           | 2008~2017             | UN 『http://data.un.org』   |
| 12. 최종 에너지 소비의 재생에너지 비중         | 최종 에너지 소비의 재생에너지 비중                     | 2010~2017             | UN 『http://unstats.un.org/sdgs』                                   |

# 통계정보 이용방법

## ◆ 통계자료 문의 및 안내

- 통계청 콜센터

☎ 02-2012-9114 (국번없이 110)

🌐 <http://kostat.go.kr> >민원과 소통

## ◆ 통계청 홈페이지

<http://kostat.go.kr>

- 통계자료 DB 이용      국가통계포털(KOSIS)      🌐 <http://kosis.kr>
- 국정통계지표 이용      국가지표체계(e-나라지표)      🌐 <http://index.go.kr>
- 마이크로데이터 이용      마이크로데이터(MDIS)      🌐 <https://mdis.kostat.go.kr>
- 통계자료 지도 이용      통계지리정보(SGIS)      🌐 <https://sgis.kostat.go.kr>
- 통계분류 정보 이용      통계분류포털(KSSC)      🌐 <https://kssc.kostat.go.kr>

## ◆ 통계자료 간행물 열람

- 통계청 도서관      ☎ 042-481-2407  
대전 서구 청사로 189 정부대전청사 3동 13층
- 나라샘 도서관      ☎ 02-3446-4428  
서울 강남구 언주로 721(논현동 71) 서울세관 별관4층
- 통계센터 도서관      ☎ 042-366-6153  
대전 서구 한밭대로 713 나라키움빌딩 4층

## ◆ 통계간행물 위탁 판매처

- 한국통계진흥원      ☎ 042-471-4752      🌐 <http://www.stat.or.kr>  
대전 서구 청사로 148(둔산동,매그놀리아) 408호
- 교보문고      ☎ 1544-1900      🌐 <http://www.kyobobook.co.kr>  
서울 종로구 종로1
- 경제서적      ☎ 02-736-0640      🌐 <http://gpcbooks.co.kr>  
서울 종로구 사직로 8길 4 광화문풍림스페이스본 301동 지하 102호
- 정부간행물 판매센터      ☎ 02-394-0337  
서울 중구 세종대로 124(태평로 1가)
- 한국정보서적      ☎ 02-376-6030  
서울 은평구 수색로 304(수색동)
- 정부간행물 전시관      ☎ 02-737-7498  
서울 종로구 필운대로 6길 5-4(통인동 32-2)

---

## 월 간 국 제 통 계

발 행 : 제23권 8호, 2021년 8월

발행인 : 통계청장 류근관

편집인 : 통계서비스정책관 공미숙

발행처 : 통계청

기획 : 통계서비스기획과 과장 김우열, 사무관 한창호

진행 : 통계주무관 박지연

편집 : 한국통계진흥원

(우) 35208

주 소 대전광역시 서구 청사로 189(둔산동 920번지) 정부대전청사 3동

전 화 042-481-2324, 2449

## Monthly Bulletin of International Statistics

Published : Vol. 23-8, Published in August 2021

Publisher : Commissioner Keunkwan Ryu

Chief Editor : Director General Misuk Kong

Planning : Director Wooyeoul Kim, Deputy Director Changho Han

Coordinator : Assistant Director Jiyeon Park

Edited by Korea Statistics Promotion Institute

Published by Statistics Korea

Address : (Zip code : 35208)

Building III, Government Complex-Daejeon

#189, Cheongsaro, Seo-gu, Daejeon

Republic of Korea

Tel : 82-42-481-2324, 2449

---

ISSN 1228-8128

© 2021, 통계청



