

발간등록번호

11-1240000-000007-06



kosis.kr

KOSIS로 연결됩니다.



2024

# 한국통계월보

Monthly Statistics of Korea

10월



통계청  
Statistics Korea





발간등록번호

11-1240000-000007-06



kosis.kr

KOSIS로 연결됩니다.



# 2024 한국통계월보

Monthly Statistics of Korea

# 10월





# 머 리 말

통계청에서는 다양한 국내통계정보를 보급하기 위하여 정부 각 부처 및 주요 공공기관에서 생산하고 있는 통계자료를 수집·정리하여 1949년부터 한국통계월보를 발간하고 있습니다.

이 책자에는 인구, 노동, 산업, 물가, 재정, 무역, 환경 등 우리나라의 경제·사회를 이해하는 데 기본이 되는 통계정보 중 월 또는 분기마다 생산되는 자료를 중심으로 수록하고 있습니다.

월 또는 분기 자료를 중심으로 구성된 만큼 시계열도 전년 같은 달과 비교할 수 있도록 가능한 13개월 이상의 자료를 수록하였으며, 지면이 허락하는 대로 지난 수년간의 연간 자료를 함께 수록하여 연간 비교도 가능토록 하였습니다.

아무쪼록, 본 한국통계월보가 국내통계정보 이용자에게 유용하게 활용되기를 바라며, 본 책자 발간에 필요한 각종 자료를 제공해 주시는 관계기관에 깊이 감사드립니다.

2024년 10월

통계청장 이 형 일

# P R E F A C E

The KOSTAT has published Monthly Statistics of Korea since 1949 by collecting and compiling data released by government agencies and other public organizations to provide domestic statistical data on various fields.

This publication contains monthly or quarterly data on the nation's Population, Labor, Industry, Prices, Public Finance, Foreign Trade and Environment to help users grasp the current economic and social trends of Korea.

Including the time series data, this book contains over 13 months' data if possible in order for users to compare the base month with the same month of the previous year. Only if there is space, the book showed data of the past few years as well.

I hope this book will be helpful to users and would like to express my sincere gratitude to the organizations that have contributed their efforts and materials to this book.

October 2024

HyoungIl Lee  
Commissioner  
Statistics Korea

## 이 용 자 를 위 하 여

1. 통계수치 중 세목과 총계(또는 합계)가 각각 반올림된 경우에는 세목의 합계와 총계가 일치하지 않을 수 있습니다.
2. 전월 호와 일치하지 않는 통계자료는 이번 호에서 정정된 것입니다.
3. 통계표에 사용된 부호의 뜻은 다음과 같습니다.

0 : 단위미만(0포함)  
- : 해당 숫자 없음  
... : 해당 숫자 미상  
p : 잠정치

4. 출처는 각 통계표의 아래에 기재하였으며, 해당 통계표의 세부자료 및 관련 자료를 찾아볼 수 있는 자료 출처기관의 홈페이지 또는 통계DB 주소와 그 접근경로는 다음과 같습니다.

|            |  |
|------------|--|
| - 통계청      | : <a href="http://kostat.go.kr">kostat.go.kr</a> >KOSIS 국가통계포털>국내통계>주제별 통계         |
| - 환경부      | : <a href="http://me.go.kr">me.go.kr</a> >발행물>환경간행물                                |
| - 고용노동부    | : <a href="http://www.moel.go.kr">www.moel.go.kr</a> >정보공개>고용노동통계                  |
| - 국토교통부    | : <a href="http://www.molit.go.kr">www.molit.go.kr</a> >국토교통통계누리                   |
| - 기획재정부    | : <a href="http://www.moef.go.kr">www.moef.go.kr</a> >통계>재정통계                      |
| - 중소벤처기업부  | : <a href="http://www.mss.go.kr">www.mss.go.kr</a> >통계자료>조사별통계                     |
| - 기상청      | : <a href="http://www.kma.go.kr">www.kma.go.kr</a> >기상자료>간행물                       |
| - 특허청      | : <a href="http://www.kipo.go.kr">www.kipo.go.kr</a> >책자/통계                        |
| - 관세청      | : <a href="http://www.customs.go.kr">www.customs.go.kr</a>                         |
| - 소방청      | : <a href="http://www.nfa.go.kr">www.nfa.go.kr</a> >정보공개>화재현황통계                    |
| - 에너지경제연구원 | : <a href="http://www.keei.re.kr">www.keei.re.kr</a> >연구자료>정기간행물(통계)               |
| - 한국공항공사   | : <a href="http://www.airport.co.kr">www.airport.co.kr</a> >정보공개>항공통계              |
| - 한국은행     | : <a href="http://www.bok.or.kr">www.bok.or.kr</a> >경제통계시스템(ECOS)                  |
| - 한국부동산원   | : <a href="http://www.reb.or.kr">www.reb.or.kr</a> >부동산 통계 R-ONE                   |
| - 한국수출입은행  | : <a href="http://www.koreaexim.go.kr">www.koreaexim.go.kr</a> >정보공개>통계자료>해외직접투자통계 |
| - 금융감독원    | : <a href="http://www.fss.or.kr">www.fss.or.kr</a> >금융통계>금융통계정보                    |
| - 한국무역협회   | : <a href="http://www.kita.net">www.kita.net</a> >통계                               |
| - 한국거래소    | : <a href="http://www.krx.co.kr">www.krx.co.kr</a> >정보데이터시스템>간행물                   |
| - 한국전력공사   | : <a href="http://home.kepco.co.kr">home.kepco.co.kr</a> >지식센터>전기자료>전력통계           |
| - 한국생산성본부  | : <a href="http://www.kpc.or.kr">www.kpc.or.kr</a> >생산성>생산성통계DB                    |
| - 서울외국환중개㈜ | : <a href="http://www.smbs.biz">www.smbs.biz</a> >환율조회                             |
| - 한국관광공사   | : <a href="https://knto.or.kr">https://knto.or.kr</a> >한국관광데이터랩                    |
| - 한국인터넷진흥원 | : <a href="http://www.kisa.or.kr">www.kisa.or.kr</a> >한국인터넷정보센터                    |
| - 한국토지주택공사 | : <a href="http://www.lh.or.kr">www.lh.or.kr</a> >정보제공>씨:리얼(SEE: REAL) 부동산정보       |
| - 하나은행     | : <a href="http://www.kebhana.com">www.kebhana.com</a> >외환>환율/외화예금 금리              |
| - 한국환경공단   | : <a href="http://www.keco.or.kr">www.keco.or.kr</a>                               |
| - 해양환경공단   | : <a href="http://www.koem.or.kr">www.koem.or.kr</a>                               |
| - 생명보험협회   | : <a href="http://www.klia.or.kr">www.klia.or.kr</a>                               |
| - 손해보험협회   | : <a href="http://www.knia.or.kr">www.knia.or.kr</a>                               |
| - 보험개발원    | : <a href="http://www.kidi.or.kr">www.kidi.or.kr</a>                               |

5. 수록된 자료에 대하여 문의사항이 있을 때에는 자료 출처기관이나 통계청 통계서비스정책관 통계서비스기획과(042-481-2506)로 문의하시기 바랍니다.
6. 「한국통계월보」는 국가통계포털(<https://kosis.kr>)에서 온라인간행물> 한국통계월보로 이용하실 수 있습니다.

## EXPLANATORY NOTES

1. Figures may not add up to the total due to rounding.
2. Inconsistencies may occur between present volume and preceding series due to revision.
3. Symbols used in tables are as follows :
  - 0 : Less than half the final digit shown (Includes magnitude zero)
  - : Not reported
  - ... : Unknown
  - p : Preliminary
4. Source is given at each table, and not only homepage or statistical database addresses but also access routes by organization are provided below for the further information and other related data of the tables.
  - Statistics Korea : [kostat.go.kr](http://kostat.go.kr)>KOSIS
  - Ministry of Environment : [me.go.kr](http://me.go.kr)>Law & Data
  - Ministry of Employment and Labor : [www.moel.go.kr](http://www.moel.go.kr)>statistics
  - Ministry of Land, Infrastructure and Transport: [www.molit.go.kr](http://www.molit.go.kr)>Archives
  - Ministry of Economy and Finance : [www.moef.go.kr](http://www.moef.go.kr)>public information
  - Ministry of SMEs and Startups : [www.mss.go.kr](http://www.mss.go.kr)
  - Korea Meteorological Administration : [www.kma.go.kr](http://www.kma.go.kr)
  - Korean Intellectual Property Office : [www.kipo.go.kr](http://www.kipo.go.kr)
  - Korea Customs Service : [www.customs.go.kr](http://www.customs.go.kr)
  - National Fire Agency : [www.nfa.go.kr](http://www.nfa.go.kr)
  - Korea Energy Economics Institute : [www.keei.re.kr](http://www.keei.re.kr)>Publication>Periodicals
  - Korea Airports Corporation : [www.airport.co.kr](http://www.airport.co.kr)
  - The Bank of Korea : [www.bok.or.kr](http://www.bok.or.kr)>Economic Statistics System
  - Korea Real Estate Board : [www.reb.or.kr](http://www.reb.or.kr)>Real Estate Static
  - The Export-Import Bank of Korea : [www.koreaxim.go.kr](http://www.koreaxim.go.kr)>FDI information
  - Financial Supervisory Service : [www.fss.or.kr](http://www.fss.or.kr)>Financial Statistics>FISIS Home
  - The Korea International Trade Association : [www.kita.net](http://www.kita.net)
  - Korea Exchange : [www.krx.co.kr](http://www.krx.co.kr)>Market Data System>Insight
  - Korea Electric Power Corporation : [home.kepco.co.kr](http://home.kepco.co.kr)>Information Center
  - Korea Productivity Center : [www.kpc.or.kr](http://www.kpc.or.kr)>Productivity Research Institute
  - Seoul Money Brokerage Services : [www.smbs.biz](http://www.smbs.biz)>Foreign Exchange Rate
  - Korea Tourism Organization : <https://knto.or.kr>
  - National Internet Development Agency of Korea: [www.kisa.or.kr](http://www.kisa.or.kr)>Infrastructure Statistics
  - Korea Land and Housing Corporation : [www.lh.or.kr](http://www.lh.or.kr)
  - HANA Bank : [www.kebhana.com](http://www.kebhana.com)>Foreign Exchange
  - Korea Environment Corporation : [www.keco.or.kr](http://www.keco.or.kr)
  - Korea Marine Environment Management Corporation : [www.koem.or.kr](http://www.koem.or.kr)
  - Korea Life Insurance Association : [www.klia.or.kr](http://www.klia.or.kr)
  - General Insurance Association of Korea : [www.knia.or.kr](http://www.knia.or.kr)
  - Korea Insurance Development Institute : [www.kidi.or.kr](http://www.kidi.or.kr)
5. Readers desiring further details are requested to contact the Statistical Service Planning Division (Tel : 82-42-481-2506) of the Deputy Director General for Statistical Service Policy in the Statistics Korea or other organizations concerned.
6. Users may find an online publication of 「Monthly Statistics of Korea」 on the website of the national statistics portal (<https://kosis.kr>).



# 차 례

## 주요지표

### I. 인구

1. 인구동향
2. 인구이동
3. 시도별 순이동

### II. 노동

1. 경제활동인구 총괄
2. 연령계층별 경제활동인구
3. 연령계층별 비경제활동인구
4. 실업률
5. 연령계층별 실업률
6. 활동상태별 비경제활동인구
7. 직업별 취업자
8. 산업별 취업자
9. 종사상 지위별 취업자
10. 취업시간별 취업자
11. 성 및 교육정도별 실업자
12. 산업별 상용근로자 월평균 임금 및 근로일수 (10인 이상)
13. 광업 및 제조업 상용근로자 월평균 임금 및 근로일수(10인 이상)
14. 노동생산성지수(산업생산기준)
15. 노동생산성지수(부가가치기준)

### III. 소득·소비·자산

1. 전국 가구의 가계수지 추이(1인 이상)
2. 전국 가구의 가구당 월평균 가계수지(1인 이상)
3. 도시 가구의 가구당 월평균 가계수지(1인 이상)
4. 전국 가구의 가구원수별 가구당 월평균 가계수지 (1인 이상)
5. 전국 가구의 가구주 연령별 가구당 월평균 가계수지(1인 이상)
6. 전국 가구의 소득 10분위별 가구당 월평균 가계수지 (1인 이상)

### IV. 주거/국토이용

1. 주요 지역별 주택가격지수(매매)
2. 주요 지역별 주택가격지수(전세)
3. 시도별 지가 변동률
4. 지역별 토지거래현황

### V. 문화·여가/정보통신/과학·기술

1. 관광수지
2. 주요국 입국현황

# CONTENTS

## Major Indicators

### Population

- Vital Statistics | 17  
Internal Migrants | 18  
Net Migrants by Province | 20

### Labor

- Summary Table of Economically Active Population | 31  
Economically Active Population by Age Group | 34  
Economically Inactive Population by Age Group | 37  
Unemployment Rate | 38  
Unemployment Rate by Age Group | 39  
Economically Inactive Population by Activity Type | 40  
Employed Person by Occupation | 42  
Employed Person by Industry | 46  
Employed Person by Status of Worker | 48  
Employed Persons by Hours Worked | 50  
Unemployed Persons by Gender and Educational Attainment | 53  
Monthly Earnings and Days Worked of Regular Employee by Industry (10 Employees and More) | 54  
Monthly Earnings and Days Worked of Regular Employee by Mining and Manufacturing Industry (10 Employees and More) | 56  
Labor Productivity Index (Based on Industrial Production) | 60  
Labor Productivity Index (By Value-Added) | 62

### Income, Consumption and Wealth

- Income and Expenditure of Households (whole)(1person and over) | 69  
Average Monthly Income and Expenditure per Household (Whole)(1person and over) | 70  
Average Monthly Income and Expenditure per Household (Cities)(1person and over) | 72  
Average Monthly Income and Expenditure by Household Size (Whole) (1person and over) | 74  
Average Monthly Income and Expenditure by Age of Household Head (Whole) (1person and over) | 76  
Average Monthly Income and Expenditure by Income Decile (Whole) (1person and over) | 78

### Housing / Land Use

- Housing Price Indices by Region (Purchase) | 85  
Housing Price Indices by Region (Deposit-based Dwellings) | 86  
Floating Rate of Land Price by Province | 87  
Land Business by Land Category | 88

### Culture and Leisure / Information and Communication / Science and Technology

- Tourism Balance | 95  
Arrivals of Foreigners by Nationality | 96

3. 인터넷 기반
4. 지식재산권 출원·등록건수

Infrastructure of the Internet | **98**  
 Applications and Registrations by Intellectual Property | **99**

## VI. 경제일반·경기/기업경영

1. 경기종합지수
2. 기업경기실사지수
3. 소비자동향지수
4. 기업경영분석
5. 소상공인 업종별 실적 및 전망
6. 업종별 창업기업수

## Economy and Market / Business Activities

Composite Index of Business Indicators | **105**  
 Business Survey Index | **106**  
 Consumer Survey Index | **107**  
 Financial Statement Analysis | **108**  
 Current and Prospective Performances for Micro-Enterprises, by Business Type | **110**  
 The Number of Newly Established Enterprises by Business Type | **111**

## VII. 농림/수산/환경

1. 축종별 농장수·가구수 및 마릿수
2. 어업별 생산량
3. 일기일수
4. 기상관측
5. 대기중 중금속 오염도 현황
6. 주요 도시 빗물의 산도
7. 주요 도시별 대기오염도
8. 주요 강별 수질오염도
9. 화재발생 건수 및 피해
10. 연안의 수질현황
11. 원자재 수입동향

## Agriculture and Forestry / Fishery / Environment

Number of Breeding Farms & Households and Headcounts by Livestock Species | **117**  
 Production by Fisheries | **118**  
 Weather Days | **119**  
 Meteorological Observation | **120**  
 Heavy Metal Concentrations in the Atmosphere | **124**  
 Acidity(pH) of Rain in Major Cities | **125**  
 Air Quality in Major Cities | **126**  
 Water Quality by Major River | **132**  
 Cases and Damages of Fires | **134**  
 Water Quality of Coasts | **136**  
 Import of Raw Materials | **137**

## VIII. 광업·제조업

1. 공업구조별 제조업생산지수(원지수)
2. 광공업생산지수(원지수)
3. 광공업생산지수(계절조정지수)
4. 생산자제품 출하지수(원지수)
5. 생산자제품 출하지수(계절조정지수)
6. 생산자제품 재고지수(원지수)
7. 생산자제품 재고지수(계절조정지수)
8. 시도별 광공업 생산·출하·재고지수(원지수)
9. 재벌 제조업 생산지수
10. 재벌 제조업 출하지수
11. 제조업 가동률지수
12. 제조업 생산능력지수
13. 품목별 광공업 생산·출하·재고량
14. 수요자 및 기종별 기계수주액
15. 설비용기계류 생산지수(원지수)

## Mining and Manufacturing

Index by Structure of Manufacturing Industry (Original Index) | **143**  
 Index of Industrial Production (Original Index) | **144**  
 Index of Industrial Production (Seasonally Adjusted Index) | **148**  
 Producers' Shipment Index (Original Index) | **150**  
 Producers' Shipment Index (Seasonally Adjusted Index) | **154**  
 Producers' Inventory Index (Original Index) | **156**  
 Producers' Inventory Index (Seasonally Adjusted Index) | **160**  
 Index of Industrial Production, Shipment & Inventory by Province (Original Index) | **162**  
 Manufacturing Production Index by Goods | **164**  
 Manufacturing Shipment Index by Goods | **166**  
 Index of Manufacturing Capacity Utilization Rate | **168**  
 Index of Manufacturing Production Capacity | **170**  
 Volume of Production, Shipment, Inventory (Cont'd) | **172**  
 Value of Machinery Orders Received by Consumers and Products | **184**  
 Product Index of Machinery for Equipment Investment (Original Index) | **187**

## IX. 건설/교통·물류

1. 발주자별 건설공사 수주액
2. 건축물 건축허가
3. 공종별 건설공사 수주액
4. 해운화물수송

## Construction / Transport and Traffic

Value of Construction Orders Received by Type of Orderer | **193**  
 Permits Authorized for Building Construction | **194**  
 Value of Construction Orders Received by Type of Construction | **196**  
 Marine Freight Transportation | **197**

5. 자동차 등록대수
6. 항공화물수송

Number of Registered Motor Vehicles | **198**  
 Airport Cargo Transportation | **202**

## X. 도소매·서비스

1. 도·소매업 생산지수
2. 시도별 대형소매점 판매액지수(불변지수)
3. 음식점 포함 소매판매액지수
4. 재별 및 상품군별 소매판매액지수(불변지수)
5. 소매업태별 판매액지수
6. 온라인쇼핑 거래액
7. 서비스업 생산지수

## Retail, Wholesale and Services

Wholesale and Retail Production Indexes | **207**  
 Large Retail Non-specialized Stores Sales Index by City and Province (Volume Index) | **208**  
 Retail Sales & Food Service | **209**  
 Sales Index by Product Group (Volume Index) | **210**  
 Sales Index by Retail Business Type | **211**  
 Transaction Value of Online Shopping Mall | **212**  
 Index of Services by Industry Sector | **216**

## XI. 물가

1. 지출목적별 소비자물가지수
2. 품목성질별 소비자물가지수
3. 품목별 소비자물가지수
4. 특수분류별 소비자물가지수
5. 지역별 소비자물가지수(지출목적별 분류)
6. 생산자물가지수
7. 특수분류별 생산자물가지수
8. 국내공급물가지수
9. 수출입 물가지수
10. 특수분류별 수출입물가지수
11. 농가 판매 및 구입가격지수
12. 주요 분류별 농가 구입가격지수
13. 주요 분류별 농가 판매가격지수

## Price

CPI by Expenditure Category | **223**  
 CPI by Commodities and Services | **226**  
 CPI by Item | **227**  
 CPI by Special Group | **236**  
 CPI by Regions (By Expenditure Category) | **237**  
 Producer Price Index | **246**  
 Producer Price Index for Specialized Classification | **252**  
 Domestic Supply Price Index | **254**  
 Export and Import Price Indexes | **258**  
 Export and Import Price Indexes by Special Groups | **260**  
 Price Indexes of Commodities Received and Paid by Farmers | **262**  
 Price Indexes of Commodities Paid by Farmers (By Classification) | **264**  
 Price Indexes of Commodities Received by Farmers (By Classification) | **266**

## XII. 국민계정

1. 경제활동별 국내총생산 성장기여도  
(2020 지수기준년 연쇄가격, 원계열)
2. 경제활동별 국내총생산 및 국민총소득  
(당해년가격, 원계열)
3. 경제활동별 국내총생산 및 국민총소득  
(2020 지수기준년 연쇄가격, 원계열)
4. 경제활동별 국내총생산 및 국민총소득  
(당해년가격, 계절조정)
5. 경제활동별 국내총생산 및 국민총소득  
(2020 지수기준년 연쇄가격, 계절조정)
6. 경제활동별 국내총생산 및 국민총소득  
(전기비, 2020 지수기준년 연쇄가격, 계절조정)
7. 경제활동별 국내총생산(디플레이터, 지수, 원계열)
8. 총저축과 총투자(당해년가격, 원계열)

## National Accounts

Contribution to Growth in Real GDP by Kind of Economic Activity  
(At Chained 2020 Prices, Original Series) | **271**  
 GDP by Kind of Economic Activity and GNI  
(At Current Prices, Original Series) | **272**  
 GDP by Kind of Economic Activity and GNI  
(At Chained 2020 Prices, Original Series) | **274**  
 GDP by Kind of Economic Activity and GNI  
(At Current Prices, Seasonally Adjusted Series) | **276**  
 GDP by Kind of Economic Activity and GNI  
(At Chained 2020 Prices, Seasonally Adjusted Series) | **278**  
 GDP by Kind of Economic Activity and GNI  
(Percent Change from Preceding Quarter, At Chained 2020 Prices, Seasonally Adjusted Series) | **280**  
 GDP by Kind of Economic Activity (Deflator, Original Series) | **282**  
 Gross Saving and Gross Investment (At Current Prices, Original Series) | **284**

## XIII 정부·재정/금융

1. 통합재정수지
2. 예금취급기관개관표(종합표)
3. 예금취급기관개관표(중앙은행)

## Government Finance and Service / Finance

Consolidated Central Government Balance | **293**  
 Depository Corporations Survey | **294**  
 Depository Corporations Survey (Central Bank) | **296**

4. 예금취급기관개관표(기타예금취급기관)
5. 한국은행계정
6. 화폐발행잔액
7. 권화종별 화폐발행잔액
8. M2(광의통화) 상품별 구성내역(말잔)
9. 예금은행 지급준비액(신기준, 평균)
10. 예금은행 예금주별 예금(말잔)
11. 예금은행 종별 요구불예금(말잔)
12. 예금은행 종별 저축성예금
13. 예금은행 지역별 예금(말잔)
14. 예금은행 지역별 대출금(말잔)
15. 예금은행 자금별 대출금(말잔)
16. 예금은행 산업별 대출금
17. 가계신용
18. 시장금리
19. 지역별 어음부도율
20. 어음 교환 및 부도
21. 증권거래
22. 증시자금 조달
23. 주요 국공채 발행 및 잔액
24. 코스피 200 선물 거래실적
25. 생명보험 사업의 주요지표
26. 손해보험 사업의 주요지표
27. 보험사업의 경영효율

#### XIV. 무역·국제수지

1. 수출입 총괄
2. 주요국별 수출
3. 주요국별 수입
4. 품목별 수출입
5. 국제수지
6. 무역지수 및 교역조건
7. 주요통화의 재정된 매매기준율
8. 외환보유액
9. 대미달러환율
10. 해외직접투자
11. 대외채무 및 대외채권
12. 국제투자 대조표(I)
13. 국제투자 대조표(II)

#### XV. 에너지

1. 에너지원별 생산·공급 및 수출입
2. 에너지 수급
3. 에너지 소비
4. 에너지 가격
5. 판매 전력량
6. 전력총괄

#### 부 록

- 색 인
- 통계표 정보 이용안내
- 통계간행물 및 마이크로데이터 안내
- 통계정보 이용방법

- Depository Corporations Survey (Other Depository Corporations) | **298**
- Accounts of the Bank of Korea | **300**
- Bank Notes and Coins in Circulation | **302**
- Bank Notes and Coins in Circulation by Denomination | **303**
- M2 (Broad Money) by Type (End of) | **304**
- Reserves of Commercial & Specialized Banks (New Version, Average of) | **305**
- Deposits at Commercial & Specialized Banks by Depositor (End of) | **306**
- Demand Deposits at Commercial & Specialized Banks by Type (End of) | **307**
- Time and Savings Deposits at Commercial & Specialized Banks by Type | **308**
- Deposits at Commercial & Specialized Banks by Province (End of) | **309**
- Loans and Discounts of Commercial & Specialized Banks by Province (End of) | **310**
- Loans and Discounts of Commercial & Specialized Banks by Fund (End of) | **311**
- Loans and Discounts of Commercial & Specialized Banks by Industry | **312**
- Credit to Households | **313**
- Market Interest Rates | **314**
- Dishonored Ratio by Province | **315**
- Cleared and Dishonored Checks and Bills | **316**
- Dealings in Securities | **317**
- Proceeds from Corporate Securities Offerings | **318**
- Issues and Outstanding Amounts of Principal Government & Public Bonds | **320**
- Trading Volume of KOSPI 200 Futures | **321**
- Principal Indicators of Life Insurance Business | **322**
- Principal Indicators of Non-Life Insurance Business | **323**
- Management Efficiency of Insurance Business | **324**

#### Trade and Balance of Payments

- Summary of Exports and Imports | **329**
- Exports by Principal Country | **330**
- Imports by Principal Country | **333**
- Exports and Imports by Item | **336**
- Balance of Payments | **338**
- Trade Indexes and Terms of Trade Indexes | **340**
- Arbitrated Basic Exchange Rate of Major Currencies | **341**
- International Reserves | **342**
- Exchange Rates to US Dollars | **343**
- Overseas Direct Investments | **344**
- External Debt Position and External Assets in Debt Instruments | **345**
- International Investment Position (I) | **346**
- International Investment Position (II) | **346**

#### Energy

- Energy Production, Supply and Import & Export by Source | **353**
- Energy Supply and Demand | **355**
- Energy Consumption | **356**
- Retail Price of Energy | **357**
- Electric Power Sold | **358**
- Summary of Electric Power | **360**

#### Appendix

- Indexes | **363**
- Information on Statistical Tables | **384**
- Guide to the Publications and Micro Data of KOSTAT | **389**
- Method to Use Statistical Information | **407**

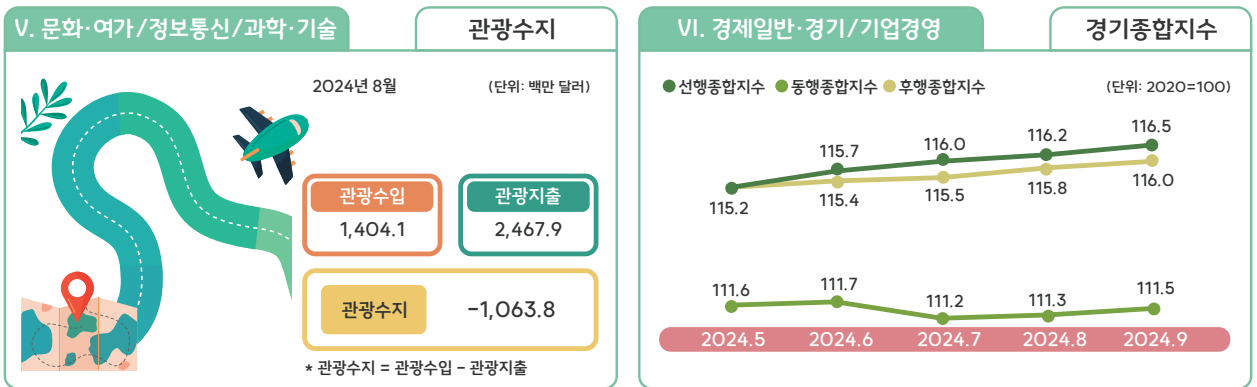
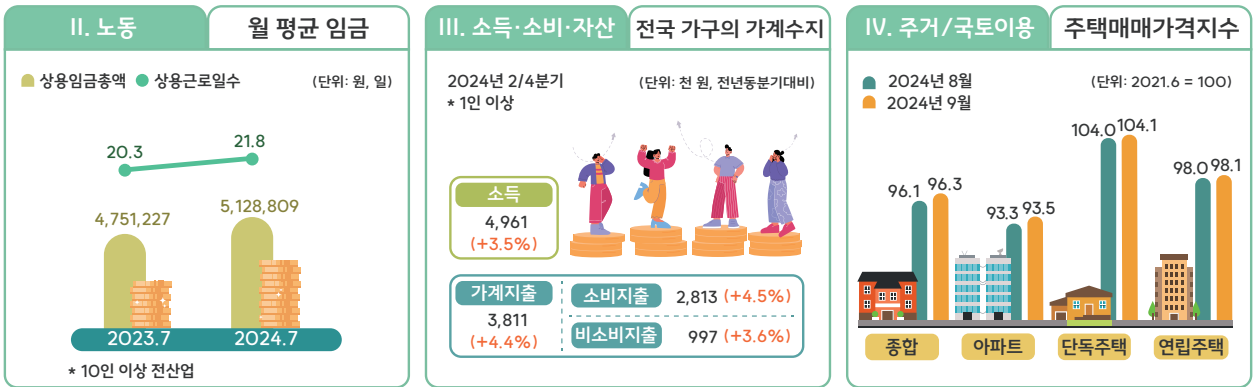
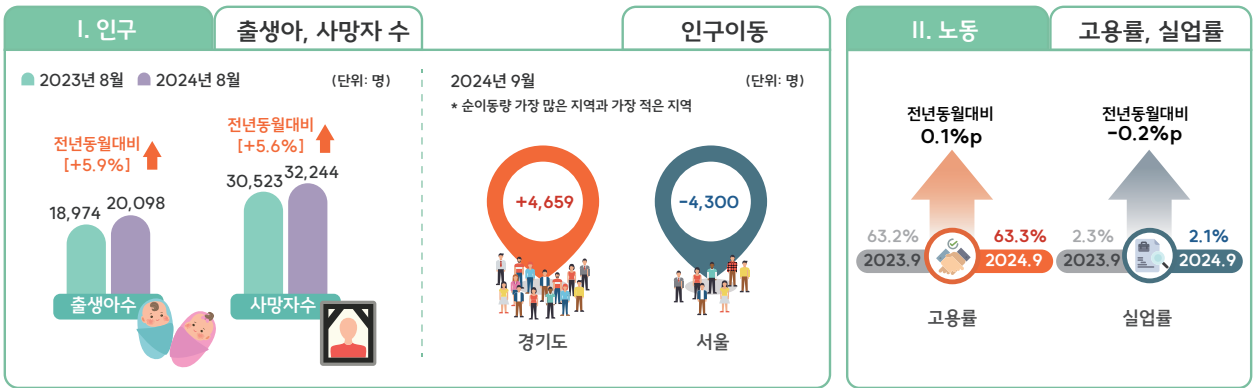
# 주요지표

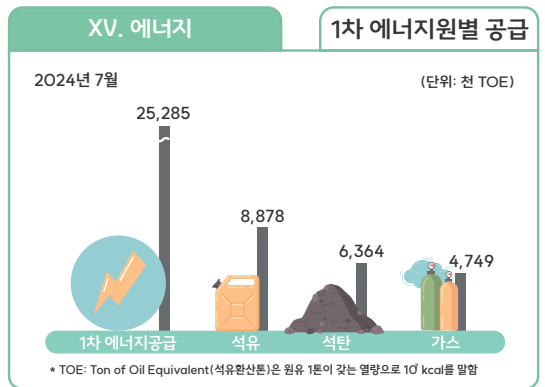
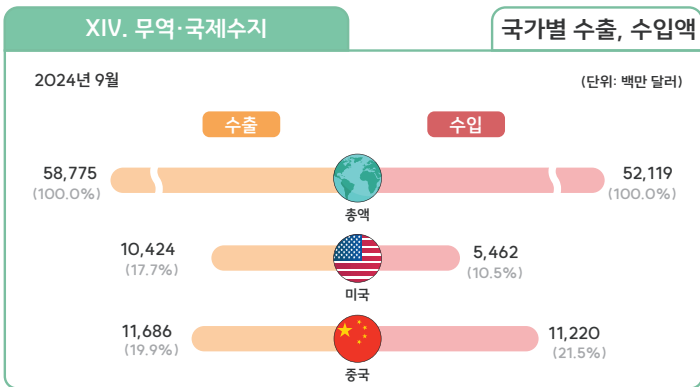
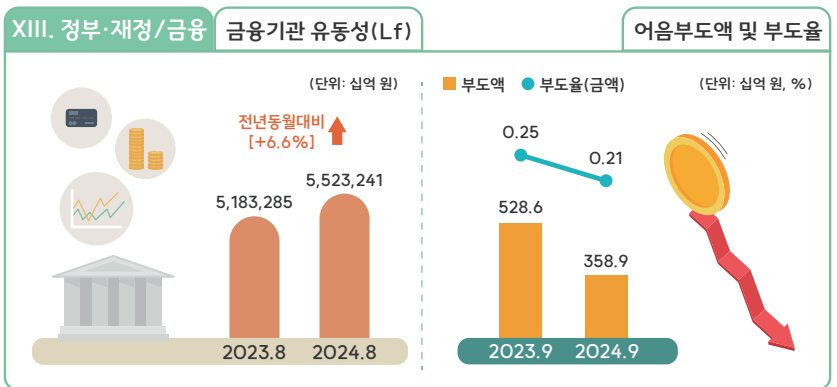
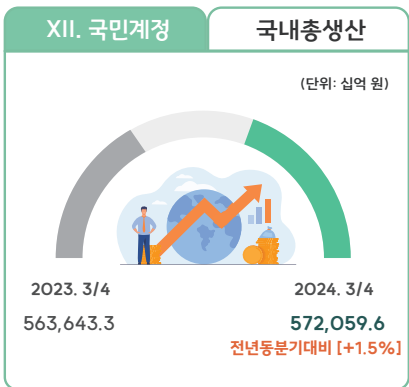
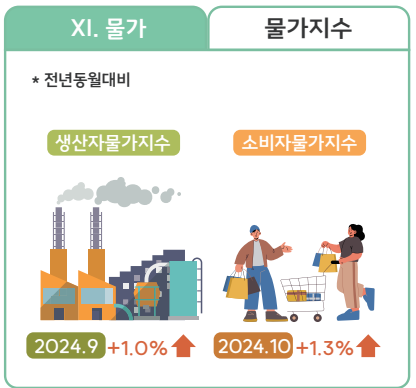
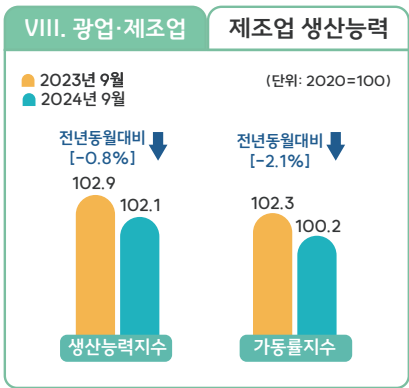
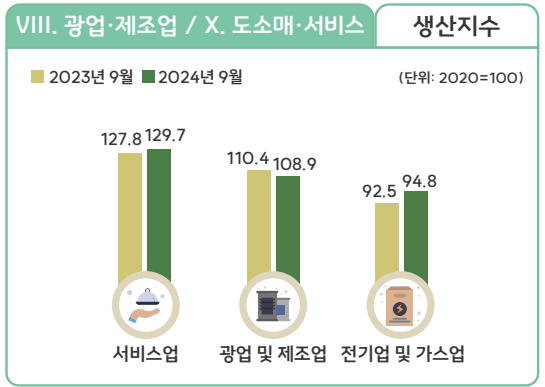
Major Indicators

한눈에 보는

# 한국통계월보 10월호

Monthly Statistics of Korea, October









## MAJOR INDICATORS

|         | 1)<br>Population  |         |                                |                 |                   | Labor                             |                                   |                                   |                                   |  |                         |                                      |       |
|---------|-------------------|---------|--------------------------------|-----------------|-------------------|-----------------------------------|-----------------------------------|-----------------------------------|-----------------------------------|--|-------------------------|--------------------------------------|-------|
|         | Live births       | Deaths  | Economically active population | Employed person | Unemployment rate | 2)<br>Labor productivity index    |                                   |                                   |                                   |  |                         | Monthly earnings of regular employee |       |
|         |                   |         |                                |                 |                   | Industry                          |                                   | Construction                      |                                   | Service                                |                         | (10)                                 |       |
|         |                   |         |                                |                 |                   | Over the same period of last year | Over the same period of last year | Over the same period of last year | Over the same period of last year | All industries (10 employees and more) | Over the previous month |                                      |       |
| person  | 1,000<br>Thousand | persons | %                              | 2020=100        | %                 | 2020=100                          | %                                 | 2020=100                          | %                                 | won                                    | %                       |                                      |       |
| 2017    | 357,771           | 285,534 | 27,748                         | 26,725          | 3.7               | 97.6                              | 3.4                               | 130.8                             | 11.8                              | 105.1                                  | 1.3                     | -                                    | -     |
| 2018    | 326,822           | 298,820 | 27,895                         | 26,822          | 3.8               | 98.9                              | 1.3                               | 124.5                             | -4.8                              | 105.8                                  | 0.6                     | -                                    | -     |
| 2019    | 302,676           | 295,110 | 28,186                         | 27,123          | 3.8               | 99.1                              | 0.2                               | 119.5                             | -4.0                              | 104.6                                  | -1.1                    | -                                    | -     |
| 2020    | 272,337           | 304,948 | 28,012                         | 26,904          | 4.0               | 100.0                             | 0.9                               | 100.0                             | -16.3                             | 100.0                                  | -4.4                    | -                                    | -     |
| 2021    | 260,562           | 317,680 | 28,310                         | 27,273          | 3.7               | 104.5                             | 4.5                               | 89.0                              | -11.0                             | 104.9                                  | 4.9                     | 4,438,211                            | 5.3   |
| 2022    | 249,186           | 372,939 | 28,922                         | 28,089          | 2.9               | 107.0                             | 2.3                               | 88.7                              | -0.4                              | 108.5                                  | 3.5                     | 4,654,515                            | 4.9   |
| 2023    | 230,028           | 352,511 | 29,203                         | 28,416          | 2.7               | 106.7                             | -0.2                              | 96.8                              | 9.1                               | 113.4                                  | 4.5                     | 4,754,777                            | 2.2   |
| 2022. 6 | 18,915            | 24,910  | 29,366                         | 28,478          | 3.0               | 108.7                             | 9.3                               | 89.0                              | -0.8                              | 108.1                                  | 3.6                     | 4,355,034                            | 2.6   |
| 7       | 20,475            | 26,073  | 29,311                         | 28,475          | 2.9               | -                                 | -                                 | -                                 | -                                 | -                                      | -                       | 4,719,084                            | 8.4   |
| 8       | 21,782            | 30,040  | 29,025                         | 28,410          | 2.1               | -                                 | -                                 | -                                 | -                                 | -                                      | -                       | 4,394,577                            | -6.9  |
| 9       | 21,918            | 29,233  | 29,093                         | 28,389          | 2.4               | 104.6                             | -3.7                              | 82.6                              | -0.9                              | 107.0                                  | 3.7                     | 4,935,355                            | 12.3  |
| 10      | 20,646            | 29,790  | 29,110                         | 28,418          | 2.4               | -                                 | -                                 | -                                 | -                                 | -                                      | -                       | 4,312,821                            | -12.6 |
| 11      | 18,981            | 30,156  | 29,087                         | 28,421          | 2.3               | -                                 | -                                 | -                                 | -                                 | -                                      | -                       | 4,233,359                            | -1.8  |
| 12      | 16,896            | 33,403  | 28,674                         | 27,808          | 3.0               | 102.5                             | -7.2                              | 99.5                              | 5.9                               | 111.4                                  | 5.0                     | 5,424,756                            | 28.1  |
| 2023. 1 | 23,198            | 32,658  | 28,387                         | 27,363          | 3.6               | -                                 | -                                 | -                                 | -                                 | -                                      | -                       | 5,842,621                            | 7.7   |
| 2       | 20,012            | 27,350  | 28,604                         | 27,714          | 3.1               | -                                 | -                                 | -                                 | -                                 | -                                      | -                       | 4,706,204                            | -19.5 |
| 3       | 21,193            | 28,944  | 29,063                         | 28,223          | 2.9               | 101.3                             | -9.7                              | 90.1                              | 8.2                               | 109.0                                  | 1.8                     | 4,675,424                            | -0.7  |
| 4       | 18,515            | 27,539  | 29,236                         | 28,432          | 2.8               | -                                 | -                                 | -                                 | -                                 | -                                      | -                       | 4,383,066                            | -6.3  |
| 5       | 19,047            | 28,876  | 29,623                         | 28,835          | 2.7               | -                                 | -                                 | -                                 | -                                 | -                                      | -                       | 4,365,901                            | -0.4  |
| 6       | 18,585            | 26,794  | 29,618                         | 28,812          | 2.7               | 106.0                             | -2.6                              | 100.5                             | 13.0                              | 112.6                                  | 4.1                     | 4,432,832                            | 1.5   |
| 7       | 19,085            | 28,141  | 29,493                         | 28,686          | 2.7               | -                                 | -                                 | -                                 | -                                 | -                                      | -                       | 4,751,227                            | 7.2   |
| 8       | 18,974            | 30,523  | 29,251                         | 28,678          | 2.0               | -                                 | -                                 | -                                 | -                                 | -                                      | -                       | 4,428,080                            | -6.8  |
| 9       | 18,706            | 28,293  | 29,359                         | 28,698          | 2.3               | 107.1                             | 2.4                               | 93.1                              | 12.7                              | 111.4                                  | 4.1                     | 5,205,840                            | 17.6  |
| 10      | 18,878            | 30,793  | 29,390                         | 28,764          | 2.1               | -                                 | -                                 | -                                 | -                                 | -                                      | -                       | 4,502,384                            | -13.5 |
| 11      | 17,530            | 30,364  | 29,375                         | 28,698          | 2.3               | -                                 | -                                 | -                                 | -                                 | -                                      | -                       | 4,374,658                            | -2.8  |
| 12      | 16,305            | 32,236  | 29,037                         | 28,093          | 3.3               | 112.4                             | 9.7                               | 103.4                             | 3.9                               | 120.5                                  | 8.1                     | 5,400,624                            | 23.5  |
| 2024. 1 | 21,442            | 32,490  | 28,815                         | 27,743          | 3.7               | -                                 | -                                 | -                                 | -                                 | -                                      | -                       | 5,209,113                            | -3.5  |
| 2       | 19,362            | 29,977  | 28,957                         | 28,043          | 3.2               | -                                 | -                                 | -                                 | -                                 | -                                      | -                       | 5,273,601                            | 1.2   |
| 3       | 19,669            | 31,160  | 29,288                         | 28,396          | 3.0               | 106.0                             | 4.6                               | 93.8                              | 4.1                               | 113.2                                  | 3.8                     | 4,803,455                            | -8.9  |
| 4       | 19,049            | 28,659  | 29,578                         | 28,693          | 3.0               | -                                 | -                                 | -                                 | -                                 | -                                      | -                       | 4,579,813                            | -4.7  |
| 5       | 19,547            | 28,546  | 29,799                         | 28,915          | 3.0               | -                                 | -                                 | -                                 | -                                 | -                                      | -                       | 4,501,729                            | -1.7  |
| 6       | 18,242            | 26,942  | 29,764                         | 28,907          | 2.9               | 109.5                             | 3.4                               | 97.1                              | -3.5                              | 116.2                                  | 3.3                     | 4,583,061                            | 1.8   |
| 7       | 20,601            | 28,240  | 29,594                         | 28,857          | 2.5               | -                                 | -                                 | -                                 | -                                 | -                                      | -                       | 5,128,809                            | 11.9  |
| 8       | 20,098            | 32,244  | 29,365                         | 28,801          | 1.9               | -                                 | -                                 | -                                 | -                                 | -                                      | -                       | -                                    | -     |
| 9       | -                 | -       | 29,464                         | 28,842          | 2.1               | -                                 | -                                 | -                                 | -                                 | -                                      | -                       | -                                    | -     |
|         | - 1               | - 1     | -7, 8, 9                       | - 4             |                   |                                   |                                   | - 14                              |                                   |  |                         | - 12                                 |       |

: 1) 2024  
2) 2023Note: 1) Since 2024, figures are preliminary.  
2) Since 2023, figures are preliminary.

( )

|         | Income, consumption and wealth  |                  |                            |                                 | Housing<br>가<br>( )<br><br>Housing sales price index<br>(whole country, total)<br><br>2021.6=100 | Culture and leisure          |                      |                 | Business conditions                                 |                            |                         |
|---------|---|------------------|----------------------------|---------------------------------|--|------------------------------|----------------------|-----------------|---|----------------------------|-------------------------|
|         | 가 가 가 )<br>( , 1 )<br>Average monthly income and expenditure<br>(nationwide, 1 person and over) |                  |                            |                                 |  | 가 )<br>2)<br>Tourism balance |                      |                 | 가 )<br>5)<br>Composite index of business indicators |                            |                         |
|         | Income  | 가<br>Expenditure | Consumption<br>expenditure | Non-consumption<br>expenditures |  | Tourism receipts             | Tourism expenditures | Tourism balance | Composite leading index                             | Composite coincident index | Composite lagging index |
|         |   |                  |                            |                                 |  |                              |                      |                 |   |                            |                         |
| 2017    | -   | -                | -                          | -                               | -  | 13,263.9                     | 27,959.8             | -14,695.9       | -   | -                          | -                       |
| 2018    | -   | -                | -                          | -                               | -  | 18,461.8                     | 31,527.9             | -13,066.1       | -   | -                          | -                       |
| 2019    | -   | 3,330            | 2,457                      | 873                             | -  | 20,744.9                     | 29,260.5             | -8,515.6        | -   | -                          | -                       |
| 2020    | -   | 3,240            | 2,400                      | 840                             | -  | 10,181.1                     | 13,356.4             | -3,175.3        | -   | -                          | -                       |
| 2021    | -   | 3,375            | 2,495                      | 880                             | -  | 10,622.5                     | 14,951.1             | -4,328.6        | -   | -                          | -                       |
| 2022    | -   | 3,591            | 2,640                      | 951                             | -  | 12,240.6                     | 17,955.7             | -5,715.1        | -   | -                          | -                       |
| 2023    | -   | 3,810            | 2,792                      | 1,018                           | -  | 15,111.5                     | 24,970.8             | -9,859.3        | -   | -                          | -                       |
| 2022. 6 | 4,831   | 3,508            | 2,619                      | 888                             | 104.8  | 995.7                        | 1,555.2              | -559.5          | 108.8   | 107.9                      | 108.8                   |
| 7       | -   | -                | -                          | -                               | 104.8  | 867.3                        | 1,522.8              | -655.5          | 108.8   | 108.4                      | 109.5                   |
| 8       | -   | -                | -                          | -                               | 104.5  | 1,169.1                      | 1,767.5              | -598.4          | 109.0   | 109.0                      | 110.2                   |
| 9       | 4,869   | 3,721            | 2,702                      | 1,018                           | 103.9  | 1,200.4                      | 1,526.3              | -325.9          | 109.2   | 109.2                      | 110.7                   |
| 10      | -   | -                | -                          | -                               | 103.1  | 1,361.5                      | 1,717.2              | -355.7          | 109.5   | 109.3                      | 111.1                   |
| 11      | -   | -                | -                          | -                               | 101.7  | 1,169.0                      | 1,770.4              | -601.4          | 109.6   | 109.1                      | 111.6                   |
| 12      | 4,834   | 3,625            | 2,697                      | 928                             | 99.7   | 1,128.1                      | 1,989.5              | -861.4          | 109.3   | 108.8                      | 112.1                   |
| 2023. 1 | -   | -                | -                          | -                               | 98.2   | 861.2                        | 2,011.9              | -1,150.7        | 109.3   | 108.5                      | 112.5                   |
| 2       | -   | -                | -                          | -                               | 97.1   | 976.1                        | 1,844.4              | -868.3          | 109.2   | 109.0                      | 112.6                   |
| 3       | 5,054   | 3,885            | 2,822                      | 1,063                           | 96.3   | 1,245.9                      | 1,826.9              | -581.0          | 109.3   | 109.6                      | 112.8                   |
| 4       | -   | -                | -                          | -                               | 95.9   | 1,422.1                      | 1,708.3              | -286.2          | 109.4   | 110.1                      | 113.0                   |
| 5       | -   | -                | -                          | -                               | 95.7   | 1,437.8                      | 2,034.5              | -596.7          | 109.8   | 110.4                      | 113.2                   |
| 6       | 4,793   | 3,652            | 2,691                      | 962                             | 95.6   | 1,183.1                      | 2,281.3              | -1,098.2        | 110.5   | 110.5                      | 113.4                   |
| 7       | -   | -                | -                          | -                               | 95.7   | 1,125.0                      | 2,303.6              | -1,178.6        | 111.1   | 110.3                      | 113.4                   |
| 8       | -   | -                | -                          | -                               | 95.8   | 1,361.7                      | 2,133.7              | -772.0          | 111.4   | 110.4                      | 113.4                   |
| 9       | 5,033   | 3,871            | 2,808                      | 1,062                           | 96.0   | 1,309.2                      | 2,058.8              | -749.6          | 111.8   | 110.5                      | 113.6                   |
| 10      | -   | -                | -                          | -                               | 96.2   | 1,663.4                      | 2,097.2              | -433.8          | 112.4   | 110.9                      | 114.0                   |
| 11      | -   | -                | -                          | -                               | 96.3   | 1,302.2                      | 2,379.6              | -1,077.4        | 113.0   | 111.0                      | 114.2                   |
| 12      | 5,024   | 3,813            | 2,833                      | 980                             | 96.2   | 1,223.8                      | 2,290.6              | -1,066.8        | 113.4   | 111.1                      | 114.4                   |
| 2024. 1 | -   | -                | -                          | -                               | 96.0   | 1,226.2                      | 2,395.2              | -1,169.0        | 113.7   | 111.5                      | 114.4                   |
| 2       | -   | -                | -                          | -                               | 95.9   | 999.4                        | 2,205.7              | -1,206.3        | 114.2   | 112.0                      | 114.6                   |
| 3       | 5,122   | 3,984            | 2,908                      | 1,076                           | 95.8   | 1,234.9                      | 2,141.1              | -906.2          | 114.3   | 111.9                      | 114.8                   |
| 4       | -   | -                | -                          | -                               | 95.7   | 1,462.5                      | 2,122.4              | -659.9          | 114.9   | 112.0                      | 115.1                   |
| 5       | -   | -                | -                          | -                               | 95.7   | 1,469.0                      | 2,152.8              | -683.8          | 115.2   | 111.6                      | 115.2                   |
| 6       | 4,961   | 3,811            | 2,813                      | 997                             | 95.8   | 1,323.6                      | 2,073.7              | -750.1          | 115.7   | 111.7                      | 115.4                   |
| 7       | -   | -                | -                          | -                               | 95.9   | 1,344.6                      | 2,361.9              | -1,017.3        | 116.0   | 111.2                      | 115.5                   |
| 8       | -   | -                | -                          | -                               | 96.1   | 1,404.1                      | 2,467.9              | -1,063.8        | 116.2   | 111.3                      | 115.8                   |
| 9       | -   | -                | -                          | -                               | 96.3   | -                            | -                    | -               | 116.5   | 111.5                      | 116.0                   |
|         | - 2   |                  |                            |                                 | IV - 1   | - 1                          |                      |                 | I - 1   |                            |                         |

: 3) 가 ( )

(2019 )

4) 10 (2019.9 )

5) 3

Note: 3) New classification data (nominal data) for the Household Income and Expenditure Survey

4) According to the 10th revision of the Composite Economic Indexes in September 2019, the component indicators and time series data of Composite Economic Indexes are altogether changed.

5) Recent three month figures are preliminary.

## MAJOR INDICATORS (Cont'd)

| Agriculture and forestry / fishery / environment |              |        | Mining and manufacturing    |                          |  |                           |                         |          |                            |                         |                     |
|--|--------------|--------|-----------------------------|--------------------------|--|---------------------------|-------------------------|----------|----------------------------|-------------------------|---------------------|
| 6)   |              |        | 8)                          |                          |  | 8)                        |                         | 8)10)    |                            |                         |                     |
| Headcounts by livestock species                  |              |        | Industrial production index |                          |  |                           |                         |          |                            |                         |                     |
| Korean native cattle and beef cattle             | Dairy cattle | Pigs   | All groups                  | Mining and manufacturing | 가<br>Electricity, gas and steam supply | Producers' shipment index | 9)                      |          | Producers' inventory index | 9)                      |                     |
|  |              |        |                             |                          |  |                           | Over the previous month |          |                            | Over the previous month |                     |
| Thousand head                                    |              |        | 2020=100                    |                          |  | 2020=100                  | %                       | 2020=100 | %                          |                         |                     |
| -  | -            | -      | 98.5                        | 98.4                     | 99.8                                   | 102.5                     | 1.3                     | 92.4     | 8.9                        |                         | 2017                |
| -  | -            | -      | 99.9                        | 99.8                     | 103.4                                  | 102.6                     | 0.1                     | 98.6     | 6.7                        |                         | 2018                |
| -  | -            | -      | 100.3                       | 100.2                    | 101.9                                  | 102.3                     | -0.3                    | 96.0     | -2.6                       |                         | 2019                |
| -  | -            | -      | 100.0                       | 100.0                    | 100.0                                  | 100.0                     | -2.2                    | 94.5     | -1.6                       |                         | 2020                |
| -  | -            | -      | 108.5                       | 108.7                    | 104.6                                  | 105.0                     | 5.0                     | 106.1    | 12.3                       |                         | 2021                |
| -  | -            | -      | 109.6                       | 109.7                    | 107.7                                  | 105.3                     | 0.3                     | 110.4    | 4.1                        |                         | 2022                |
| -  | -            | -      | 106.8                       | 106.9                    | 104.8                                  | 104.7                     | -0.6                    | 108.1    | -2.1                       |                         | 2023                |
| 3,734  | 388          | 11,166 | 113.8                       | 114.6                    | 95.7                                   | 105.0                     | -3.1                    | 109.8    | 3.7                        | 6.                      | 2022                |
| -  | -            | -      | 111.2                       | 111.3                    | 108.8                                  | 104.2                     | -0.8                    | 114.4    | 4.2                        |                         | 7                   |
| -  | -            | -      | 104.5                       | 104.6                    | 105.0                                  | 101.5                     | -2.6                    | 112.6    | -1.6                       |                         | 8                   |
| 3,752  | 390          | 11,326 | 104.6                       | 105.2                    | 92.3                                   | 104.5                     | 3.0                     | 108.0    | -4.1                       |                         | 9                   |
| -  | -            | -      | 105.8                       | 106.4                    | 94.2                                   | 104.9                     | 0.4                     | 109.1    | 1.0                        |                         | 10                  |
| -  | -            | -      | 107.5                       | 107.9                    | 100.7                                  | 104.1                     | -0.8                    | 113.3    | 3.8                        |                         | 11                  |
| 3,727  | 390          | 11,124 | 109.2                       | 108.2                    | 132.3                                  | 109.9                     | 5.6                     | 110.4    | -2.6                       |                         | 12                  |
| -  | -            | -      | 96.9                        | 95.1                     | 135.5                                  | 96.9                      | -11.8                   | 118.0    | 6.9                        | 1.                      | 2023                |
| -  | -            | -      | 96.4                        | 95.5                     | 116.0                                  | 98.0                      | 1.1                     | 117.6    | -0.3                       | 2                       |                     |
| 3,632  | 385          | 11,111 | 111.2                       | 111.4                    | 108.0                                  | 112.2                     | 14.5                    | 114.0    | -3.1                       | 3                       |                     |
| -  | -            | -      | 103.0                       | 103.5                    | 94.0                                   | 99.8                      | -11.1                   | 121.8    | 6.8                        | 4                       |                     |
| -  | -            | -      | 107.5                       | 108.3                    | 92.3                                   | 105.3                     | 5.5                     | 122.6    | 0.7                        | 5                       |                     |
| 3,749  | 383          | 11,108 | 108.7                       | 109.6                    | 91.8                                   | 110.0                     | 4.5                     | 112.6    | -8.2                       | 6                       |                     |
| -  | -            | -      | 103.7                       | 103.9                    | 101.0                                  | 99.4                      | -9.6                    | 119.0    | 5.7                        | 7                       |                     |
| -  | -            | -      | 105.9                       | 106.1                    | 103.2                                  | 100.5                     | 1.1                     | 122.9    | 3.3                        | 8                       |                     |
| 3,753  | 386          | 11,398 | 109.6                       | 110.4                    | 92.5                                   | 108.1                     | 7.6                     | 115.0    | -6.4                       | 9                       |                     |
| -  | -            | -      | 107.9                       | 108.8                    | 90.5                                   | 103.2                     | -4.5                    | 116.1    | 1.0                        | 10                      |                     |
| -  | -            | -      | 114.1                       | 114.6                    | 105.5                                  | 109.1                     | 5.7                     | 115.3    | -0.7                       | 11                      |                     |
| 3,648  | 387          | 11,089 | 116.1                       | 115.6                    | 127.6                                  | 114.3                     | 4.8                     | 108.1    | -6.2                       | 12                      |                     |
| -  | -            | -      | 109.4                       | 108.2                    | 136.8                                  | 105.4                     | -7.8                    | 111.6    | 3.2                        | 1.                      | 2024                |
| -  | -            | -      | 100.8                       | 100.1                    | 116.5                                  | 97.1                      | -7.9                    | 114.1    | 2.2                        | 2                       |                     |
| 3,527  | 382          | 10,994 | 112.3                       | 112.2                    | 115.5                                  | 108.7                     | 11.9                    | 110.0    | -3.6                       | 3                       |                     |
| -  | -            | -      | 109.6                       | 110.4                    | 95.3                                   | 103.6                     | -4.7                    | 112.1    | 1.9                        | 4                       |                     |
| -  | -            | -      | 112.0                       | 113.0                    | 92.6                                   | 105.8                     | 2.1                     | 112.2    | 0.1                        | 5                       |                     |
| 3,615  | 378          | 11,061 | 112.8                       | 113.8                    | 92.5                                   | 106.8                     | 0.9                     | 106.9    | -4.7                       | 6                       |                     |
| -  | -            | -      | 109.1                       | 109.4                    | 103.1                                  | 100.9                     | -5.5                    | 112.7    | 5.4                        | 7                       |                     |
| -  | -            | -      | 109.9                       | 110.0                    | 108.5                                  | 103.2                     | 2.3                     | 115.0    | 2.0                        | 8                       |                     |
| 3,541  | 379          | 11,182 | 108.2                       | 108.9                    | 94.8                                   | 104.9                     | 1.6                     | 109.7    | -4.6                       | 9                       |                     |
| - 1  |              |        | - 2                         |                          |  | - 4                       |                         | - 6      |                            |                         | Reference table No. |

: 6)

7) 2

8)

9)

10) 12

Note: 6) The recent quarter data for Korean native cattle and beef cattle, dairy cattle are preliminary.

7) Recent two month figures are preliminary.

8) Original index

9) Yearly figures are over the last year.

10) Yearly figures refer to end of year.

( )

|          | 7)   |   |  |                                  | 7)   |                                  |  |                                  | 7)                              |
|----------|--|---|--|----------------------------------|--|----------------------------------|--|----------------------------------|---------------------------------|
|          | Mining and manufacturing                   |   |  |                                  | Construction                                   |                                  |  |                                  | Services                        |
|          | Index of manufacturing production capacity | 가<br>( )  | ( , )  |                                  | Value of domestic construction orders received | Over the same month of last year | Permitted floor area for building construction | Over the same month of last year | Index of services (value index) |
|          |  | Index of manufacturing capacity utilization rate (original index) | Value of domestic machinery orders received (Excluding vessels, constant prices) | Over the same month of last year |  |                                  |  |                                  |                                 |
| 2020=100 | 10 Billion won                             | %   | 10 Billion won   | %                                | 1000㎡ Thou. sq. m                              | %                                | 2020=100                                       |                                  |                                 |
| 2017     | 98.4                                       | 103.2   | 26,063.0   | 17.2                             | 142,966.5                                      | -1.7                             | 171,875  | -4.0                             | 94.5                            |
| 2018     | 98.3                                       | 103.7   | 27,086.7   | 3.9                              | 143,292.0                                      | 0.2                              | 160,964  | -6.3                             | 98.1                            |
| 2019     | 98.5                                       | 103.3   | 25,141.2   | -7.2                             | 154,242.7                                      | 7.6                              | 144,293  | -10.4                            | 100.7                           |
| 2020     | 100.0                                      | 100.0   | 26,340.1   | 4.8                              | 179,866.1                                      | 16.6                             | 147,310  | 2.1                              | 100.0                           |
| 2021     | 102.3                                      | 105.0   | 35,221.2   | 33.7                             | 196,447.7                                      | 9.2                              | 173,206  | 17.6                             | 108.8                           |
| 2022     | 101.8                                      | 104.8   | 35,613.6   | 1.1                              | 216,036.0                                      | 10.0                             | 181,474  | 4.8                              | 121.4                           |
| 2023     | 101.9                                      | 100.8   | 34,346.1   | -3.6                             | 176,050.2                                      | -18.5                            | 135,080  | -25.6                            | 127.2                           |
| 2022. 6  | 102.4                                      | 108.9   | 3,167.4  | 1.5                              | 24,940.4                                       | 37.4                             | 14,961   | -6.6                             | 124.5                           |
| 7        | 102.2                                      | 106.2   | 2,852.1  | -4.4                             | 18,272.8                                       | 25.7                             | 15,614   | 7.0                              | 122.0                           |
| 8        | 101.7                                      | 99.8  | 3,431.3  | 38.0                             | 17,512.5                                       | 11.6                             | 15,990   | 14.7                             | 122.6                           |
| 9        | 101.9                                      | 100.0   | 2,890.7  | 10.6                             | 21,648.0                                       | 56.1                             | 13,929   | -4.9                             | 123.4                           |
| 10       | 101.5                                      | 101.6   | 2,455.7  | -7.6                             | 10,017.1                                       | -35.4                            | 14,445   | -1.7                             | 123.5                           |
| 11       | 101.3                                      | 103.2   | 2,723.1  | 12.9                             | 15,693.2                                       | -8.7                             | 12,967   | -10.5                            | 123.8                           |
| 12       | 100.8                                      | 103.3   | 2,599.8  | -32.6                            | 23,547.5                                       | -12.2                            | 15,489   | -19.2                            | 140.4                           |
| 2023. 1  | 101.1                                      | 92.3  | 2,745.6  | -1.2                             | 18,472.1                                       | 13.1                             | 12,724   | -7.4                             | 119.4                           |
| 2        | 101.0                                      | 91.4  | 2,338.8  | -12.6                            | 11,281.3                                       | -4.4                             | 12,532   | 5.6                              | 118.9                           |
| 3        | 101.0                                      | 105.8   | 3,471.6  | -9.1                             | 11,638.2                                       | -39.6                            | 11,925   | -20.8                            | 129.0                           |
| 4        | 100.9                                      | 99.0  | 3,283.5  | 4.1                              | 9,557.5  | -46.8                            | 10,368   | -42.1                            | 124.7                           |
| 5        | 101.3                                      | 103.2   | 2,654.1  | -13.5                            | 15,236.5                                       | -19.9                            | 12,695   | -35.0                            | 125.8                           |
| 6        | 101.6                                      | 103.9   | 3,169.1  | 0.1                              | 17,696.0                                       | -29.0                            | 11,786   | -21.2                            | 129.9                           |
| 7        | 101.5                                      | 98.9  | 2,844.9  | -0.3                             | 9,433.5  | -48.4                            | 8,483  | -45.7                            | 125.6                           |
| 8        | 101.4                                      | 100.2   | 2,624.1  | -23.5                            | 8,277.4  | -52.7                            | 12,312   | -23.0                            | 126.1                           |
| 9        | 102.9                                      | 102.3   | 2,363.6  | -18.2                            | 14,002.1                                       | -35.3                            | 9,794  | -29.7                            | 127.8                           |
| 10       | 102.9                                      | 102.0   | 2,762.2  | 12.5                             | 14,251.1                                       | 42.3                             | 8,568  | -40.7                            | 126.8                           |
| 11       | 102.9                                      | 106.5   | 3,112.9  | 14.3                             | 12,611.1                                       | -19.6                            | 11,240   | -13.3                            | 128.5                           |
| 12       | 104.1                                      | 104.5   | 2,975.6  | 14.5                             | 33,593.4                                       | 42.7                             | 12,653   | -18.3                            | 144.1                           |
| 2024. 1  | 102.6                                      | 100.9   | 2,649.3  | -3.5                             | 11,209.6                                       | -39.3                            | 10,779   | -15.3                            | 126.5                           |
| 2        | 102.4                                      | 92.9  | 2,850.7  | 21.9                             | 10,754.5                                       | -4.7                             | 8,351  | -33.4                            | 122.1                           |
| 3        | 102.7                                      | 103.4   | 3,308.6  | -4.7                             | 12,956.1                                       | 11.3                             | 10,380   | -13.0                            | 132.0                           |
| 4        | 102.3                                      | 102.5   | 3,020.9  | -8.0                             | 14,452.8                                       | 51.2                             | 10,784   | 4.0                              | 129.5                           |
| 5        | 102.5                                      | 104.2   | 2,819.2  | 6.2                              | 12,710.9                                       | -16.6                            | 9,234  | -27.3                            | 130.7                           |
| 6        | 102.4                                      | 105.4   | 2,595.3  | -18.1                            | 24,219.7                                       | 36.9                             | 9,046  | -23.2                            | 133.2                           |
| 7        | 102.3                                      | 101.6   | 3,970.0  | 39.6                             | 14,341.5                                       | 52.0                             | 8,563  | 0.9                              | 130.7                           |
| 8        | 102.3                                      | 102.0   | 2,856.5  | 8.9                              | 10,398.7                                       | 25.6                             | 11,116   | -9.7                             | 129.8                           |
| 9        | 102.1                                      | 100.2   | 2,454.5  | 3.8                              | 14,355.4                                       | 2.5                              | 12,389   | 26.5                             | 129.7                           |
|          | - 12                                       | - 11  | - 14   |                                  | - 1, 3   |                                  | - 2  |                                  | - 7                             |

## MAJOR INDICATORS (Cont'd)

| 가<br>Price                      |                                  |             |          |                      |                                  |                                 |                                   |                             |          |                    |          |                     |  |
|---------------------------------|----------------------------------|-------------|----------|----------------------|----------------------------------|---------------------------------|-----------------------------------|-----------------------------|----------|--------------------|----------|---------------------|--|
| CPI by commodities and services | 가                                |             |          |                      | 가                                |                                 |                                   |                             | 가        |                    | 가가       |                     |  |
|                                 | Over the same month of last year | Commodities | Services | Producer price index | Over the same month of last year | Agri., forest & marine products | Manu- facturing industry products | Export & import price index |          | Farmer price index |          |                     |  |
|                                 |                                  |             |          |                      |                                  |                                 |                                   | 가                           | 가        | 가<br>가             | 가<br>가   |                     |  |
| 2020=100                        | %                                | 2020=100    | 2020=100 | %                    | 2020=100                         | 2020=100                        | 2020=100                          | 2020=100                    | 2020=100 | 2020=100           | 2020=100 |                     |  |
| 97.65                           | 1.9                              | 98.12       | 97.27    | 98.58                | 3.4                              | 90.15                           | 101.46                            | 108.34                      | 102.19   | 92.0               | 95.1     | 2017                |  |
| 99.09                           | 1.5                              | 99.42       | 98.83    | 100.43               | 1.9                              | 93.37                           | 103.68                            | 109.15                      | 108.59   | 92.7               | 96.6     | 2018                |  |
| 99.47                           | 0.4                              | 99.13       | 99.75    | 100.46               | 0.0                              | 91.26                           | 102.64                            | 105.49                      | 109.50   | 93.2               | 98.1     | 2019                |  |
| 100.00                          | 0.5                              | 100.00      | 100.00   | 100.00               | -0.5                             | 100.00                          | 100.00                            | 100.00                      | 100.00   | 100.0              | 100.0    | 2020                |  |
| 102.50                          | 2.5                              | 103.12      | 101.95   | 106.38               | 6.4                              | 108.14                          | 110.42                            | 114.29                      | 117.63   | 110.6              | 105.0    | 2021                |  |
| 107.72                          | 5.1                              | 110.02      | 105.70   | 115.29               | 8.4                              | 109.25                          | 123.34                            | 133.31                      | 148.10   | 107.7              | 120.1    | 2022                |  |
| 111.59                          | 3.6                              | 114.43      | 109.15   | 117.11               | 1.6                              | 112.55                          | 122.16                            | 122.37                      | 136.04   | 108.7              | 120.4    | 2023                |  |
| 108.21                          | 6.0                              | 111.02      | 105.79   | 116.57               | 10.0                             | 109.00                          | 126.87                            | 140.00                      | 155.09   | 110.5              | 120.2    | 6. 2022             |  |
| 108.73                          | 6.3                              | 111.49      | 106.34   | 116.90               | 9.2                              | 113.52                          | 126.03                            | 136.54                      | 151.00   | -                  | -        | 7                   |  |
| 108.63                          | 5.7                              | 110.76      | 106.74   | 116.45               | 8.2                              | 116.39                          | 124.06                            | 134.73                      | 149.68   | -                  | -        | 8                   |  |
| 108.82                          | 5.5                              | 111.47      | 106.53   | 116.53               | 7.9                              | 116.50                          | 124.04                            | 138.52                      | 154.70   | 112.6              | 122.7    | 9                   |  |
| 109.16                          | 5.6                              | 111.93      | 106.77   | 117.13               | 7.3                              | 107.94                          | 124.54                            | 140.12                      | 156.50   | -                  | -        | 10                  |  |
| 109.07                          | 5.0                              | 111.76      | 106.75   | 116.75               | 6.2                              | 104.45                          | 123.98                            | 132.49                      | 147.92   | -                  | -        | 11                  |  |
| 109.26                          | 5.0                              | 111.80      | 107.06   | 116.27               | 5.8                              | 109.61                          | 122.41                            | 124.37                      | 138.28   | 102.4              | 122.5    | 12                  |  |
| 110.07                          | 5.0                              | 112.74      | 107.77   | 116.69               | 5.1                              | 110.49                          | 122.10                            | 120.65                      | 135.29   | -                  | -        | 1. 2023             |  |
| 110.33                          | 4.7                              | 112.84      | 108.15   | 116.91               | 4.8                              | 110.32                          | 122.32                            | 121.58                      | 137.95   | -                  | -        | 2                   |  |
| 110.52                          | 4.2                              | 112.98      | 108.38   | 117.05               | 3.3                              | 109.38                          | 122.61                            | 124.12                      | 139.00   | 104.6              | 119.9    | 3                   |  |
| 110.77                          | 3.7                              | 112.95      | 108.84   | 116.96               | 1.6                              | 107.35                          | 122.78                            | 124.41                      | 139.58   | -                  | -        | 4                   |  |
| 111.13                          | 3.4                              | 113.51      | 109.03   | 116.53               | 0.5                              | 109.03                          | 121.66                            | 122.48                      | 135.35   | -                  | -        | 5                   |  |
| 111.16                          | 2.7                              | 113.47      | 109.13   | 116.27               | -0.3                             | 107.55                          | 120.86                            | 118.50                      | 130.16   | 106.4              | 119.5    | 6                   |  |
| 111.29                          | 2.4                              | 113.30      | 109.49   | 116.53               | -0.3                             | 112.72                          | 120.84                            | 118.50                      | 130.43   | -                  | -        | 7                   |  |
| 112.28                          | 3.4                              | 115.22      | 109.75   | 117.50               | 0.9                              | 120.83                          | 122.13                            | 123.35                      | 135.83   | -                  | -        | 8                   |  |
| 112.85                          | 3.7                              | 116.79      | 109.55   | 118.03               | 1.3                              | 121.17                          | 123.14                            | 125.53                      | 139.83   | 112.3              | 120.6    | 9                   |  |
| 113.27                          | 3.8                              | 117.36      | 109.86   | 117.86               | 0.6                              | 114.29                          | 123.19                            | 126.37                      | 141.07   | -                  | -        | 10                  |  |
| 112.68                          | 3.3                              | 116.10      | 109.79   | 117.41               | 0.6                              | 111.29                          | 122.34                            | 122.08                      | 135.04   | -                  | -        | 11                  |  |
| 112.73                          | 3.2                              | 115.93      | 110.01   | 117.56               | 1.1                              | 116.23                          | 121.93                            | 120.84                      | 132.89   | 112.1              | 121.7    | 12                  |  |
| 113.17                          | 2.8                              | 116.24      | 110.55   | 118.19               | 1.3                              | 121.18                          | 122.13                            | 124.59                      | 136.27   | -                  | -        | 1. 2024             |  |
| 113.78                          | 3.1                              | 117.25      | 110.84   | 118.55               | 1.4                              | 121.96                          | 122.76                            | 126.54                      | 137.63   | -                  | -        | 2                   |  |
| 113.95                          | 3.1                              | 117.57      | 110.91   | 118.82               | 1.5                              | 123.49                          | 123.09                            | 126.94                      | 138.31   | 124.5              | 120.5    | 3                   |  |
| 114.01                          | 2.9                              | 117.29      | 111.22   | 119.16               | 1.9                              | 119.75                          | 123.97                            | 132.55                      | 143.57   | -                  | -        | 4                   |  |
| 114.10                          | 2.7                              | 117.17      | 111.49   | 119.25               | 2.3                              | 114.93                          | 123.97                            | 131.78                      | 141.77   | -                  | -        | 5                   |  |
| 113.84                          | 2.4                              | 116.53      | 111.51   | 119.23               | 2.5                              | 111.73                          | 124.09                            | 132.88                      | 142.64   | 115.4              | 120.6    | 6                   |  |
| 114.13                          | 2.6                              | 116.62      | 111.96   | 119.56               | 2.6                              | 113.50                          | 124.51                            | 133.88                      | 143.28   | -                  | -        | 7                   |  |
| 114.54                          | 2.0                              | 117.21      | 112.22   | 119.38               | 1.6                              | 119.47                          | 123.49                            | 130.08                      | 138.23   | -                  | -        | 8                   |  |
| 114.65                          | 1.6                              | 117.86      | 111.91   | 119.17               | 1.0                              | 125.81                          | 122.61                            | 127.09                      | 135.19   | 113.6              | 120.3    | 9                   |  |
| - 2                             |                                  |             |          |                      | - 6                              |                                 |                                   | - 9                         |          | - 13               | - 12     | Reference table No. |  |

( )

|                | 2)                |                                    |  |  |                                    |                                 |                 | 12)                                     |          |             |             |
|----------------|-------------------|------------------------------------|--|--|------------------------------------|---------------------------------|-----------------|---|----------|-------------|-------------|
|                | National accounts |                                    |  |  |                                    |                                 |                 | Public finance                          |          |             |             |
|                | ( )               | ('20 가 )                           |  | Growth rate of GDP (Percent change from preceding quarter, at chained 2020 prices, seasonally adjusted series) | ( 가 , '20 )                        |                                 |                 | Consolidated central government balance |          |             |             |
|                |                   | Gross national income (at current) | Gross domestic products (at chained 2020 prices) |  | Over the same quarter of last year | Agriculture, forestry & fishing | Manu- facturing | Service                                 | Revenues | Expenditure | Net lending |
| 10 Billion won |                   | %                                  | %  |  |                                    | 10                              | Billion won     |   |          |             |             |
|                |                   |                                    |  |  |                                    |                                 |                 |   |          |             |             |
| 2017           | 1,941,716.5       | 1,963,732.0                        | 3.4  | -  | -                                  | -                               | -               | -                                       | -        | -           | -           |
| 2018           | 2,014,588.5       | 2,026,102.4                        | 3.2  | -  | -                                  | -                               | -               | -                                       | -        | -           | -           |
| 2019           | 2,057,204.1       | 2,072,982.4                        | 2.3  | -  | -                                  | -                               | -               | -                                       | -        | -           | -           |
| 2020           | 2,075,410.3       | 2,058,466.5                        | -0.7   | -  | -                                  | -                               | -               | -                                       | -        | -           | -           |
| 2021           | 2,245,326.5       | 2,153,422.9                        | 4.6  | -  | -                                  | -                               | -               | -                                       | -        | -           | -           |
| 2022           | 2,351,837.0       | 2,212,158.9                        | 2.7  | -  | -                                  | -                               | -               | -                                       | -        | -           | -           |
| 2023           | 2,443,318.1       | 2,243,220.4                        | 1.4  | -  | -                                  | -                               | -               | -                                       | -        | -           | -           |
| 2022. 6        | 585,196.1         | 554,535.9                          | 3.0  | 0.8  | -2.2                               | -0.5                            | 1.8             | 318,786                                 | 373,266  | 20,530      | -75,011     |
| 7              | -                 | -                                  | -  | -  | -                                  | -                               | -               | 376,392                                 | 410,084  | 22,647      | -56,339     |
| 8              | -                 | -                                  | -  | -  | -                                  | -                               | -               | 418,615                                 | 445,799  | 23,455      | -50,639     |
| 9              | 597,730.1         | 555,871.8                          | 3.4  | 0.4  | 1.2                                | 0.1                             | 0.5             | 460,929                                 | 488,126  | 25,523      | -52,719     |
| 10             | -                 | -                                  | -  | -  | -                                  | -                               | -               | 513,411                                 | 529,148  | 27,322      | -43,058     |
| 11             | -                 | -                                  | -  | -  | -                                  | -                               | -               | 544,975                                 | 566,825  | 28,998      | -50,848     |
| 12             | 610,620.3         | 576,051.8                          | 1.1  | -0.5   | 1.1                                | -4.0                            | 1.1             | 588,332                                 | 622,997  | 29,905      | -64,571     |
| 2023. 1        | -                 | -                                  | -  | -  | -                                  | -                               | -               | 59,692                                  | 47,455   | 1,959       | 10,278      |
| 2              | -                 | -                                  | -  | -  | -                                  | -                               | -               | 86,534                                  | 104,912  | 6,197       | -24,574     |
| 3              | 580,899.2         | 531,551.9                          | 1.1  | 0.4  | -3.4                               | 1.6                             | 0.2             | 139,429                                 | 168,874  | 11,980      | -41,425     |
| 4              | -                 | -                                  | -  | -  | -                                  | -                               | -               | 202,775                                 | 214,869  | 16,890      | -28,984     |
| 5              | -                 | -                                  | -  | -  | -                                  | -                               | -               | 245,430                                 | 257,334  | 18,884      | -30,789     |
| 6              | 600,740.0         | 559,956.3                          | 1.0  | 0.6  | 2.6                                | 3.0                             | 0.1             | 282,315                                 | 317,561  | 20,198      | -55,444     |
| 7              | -                 | -                                  | -  | -  | -                                  | -                               | -               | 336,911                                 | 354,445  | 20,353      | -37,887     |
| 8              | -                 | -                                  | -  | -  | -                                  | -                               | -               | 375,951                                 | 386,243  | 21,033      | -31,325     |
| 9              | 621,062.5         | 563,643.3                          | 1.4  | 0.8  | -0.1                               | 1.5                             | 0.5             | 415,578                                 | 425,626  | 21,106      | -31,154     |
| 10             | -                 | -                                  | -  | -  | -                                  | -                               | -               | 468,163                                 | 458,608  | 19,999      | -10,444     |
| 11             | -                 | -                                  | -  | -  | -                                  | -                               | -               | 501,462                                 | 501,903  | 19,014      | -19,455     |
| 12             | 640,616.3         | 588,068.9                          | 2.1  | 0.5  | -7.4                               | 1.2                             | 0.4             | 543,586                                 | 559,707  | 20,647      | -36,768     |
| 2024. 1        | -                 | -                                  | -  | -  | -                                  | -                               | -               | 64,680                                  | 53,149   | 294         | 11,237      |
| 2              | -                 | -                                  | -  | -  | -                                  | -                               | -               | 92,482                                  | 115,291  | 7,092       | -29,902     |
| 3              | 614,382.2         | 548,922.8                          | 3.3  | 1.3  | 1.8                                | 0.9                             | 0.9             | 138,333                                 | 189,131  | 13,943      | -64,741     |
| 4              | -                 | -                                  | -  | -  | -                                  | -                               | -               | 200,514                                 | 232,259  | 15,336      | -47,082     |
| 5              | -                 | -                                  | -  | -  | -                                  | -                               | -               | 242,902                                 | 279,105  | 15,954      | -52,157     |
| 6              | 636,578.2         | 572,793.2                          | 2.3  | -0.2   | 4.4                                | 0.8                             | -0.0            | 278,250                                 | 336,615  | 17,604      | -75,970     |
| 7              | -                 | -                                  | -  | -  | -                                  | -                               | -               | 336,459                                 | 371,474  | 17,327      | -52,343     |
| 8              | -                 | -                                  | -  | -  | -                                  | -                               | -               | 373,845                                 | 406,224  | 17,974      | -50,354     |
| 9              | -                 | 572,059.6                          | 1.5  | 0.1  | 3.4                                | 0.2                             | 0.2             | -                                       | -        | -           | -           |
|                | - 2               | - 3                                |  | - 6  |                                    |                                 |                 | - 1                                     |          |             |             |

: 11)

12) M2 = M1 +

13) Lf = M2 +

14)

12

2

( M3)

## MAJOR INDICATORS (Cont'd)

| Finance                                |                        |  |   |  |   |           |                     |   |                        |         |
|--|------------------------|--|---|--|---|-----------|---------------------|---|------------------------|---------|
| Bank notes<br>& coin in<br>circulation | (M2) <sup>12)</sup>    |  | (Lf) <sup>13)</sup>   |  | Time & savings<br>deposits <sup>14)</sup> |           | Dishonored<br>value | Ratio of<br>dishonored<br>(value, except<br>electronic<br>settlement) | KOSPI<br>(average)     |         |
|  | Broad<br>money<br>(M2) | Over the<br>same month<br>of last year | Liquidity<br>aggregates of<br>financial<br>institutions<br>(Lf) | Over the<br>same month<br>of last year | Deposits at<br>CBs & SBs                  |           |                     |   |                        |         |
| 10<br>Billion won                      | 10<br>Billion won      | %                                      | 10<br>Billion won   | %                                      | 10<br>Billion won                         |           | %                   | 1980.1.4=100  |                        |         |
| 107,908                                | 2,530,354              | 5.1                                    | 3,565,893   | 6.6                                    | 1,305,558                                 | 1,111,281 | 3,430.7             | 0.15  | 2,311.4                | 2017    |
| 115,389                                | 2,700,362              | 6.7                                    | 3,824,268   | 7.2                                    | 1,394,987                                 | 1,192,593 | 2,915.9             | 0.13  | 2,325.0                | 2018    |
| 125,699                                | 2,913,610              | 7.9                                    | 4,134,278   | 8.1                                    | 1,515,520                                 | 1,290,972 | 1,780.0             | 0.08  | 2,106.1                | 2019    |
| 147,557                                | 3,199,836              | 9.8                                    | 4,477,539   | 8.3                                    | 1,697,818                                 | 1,400,177 | 1,331.0             | 0.06  | 2,220.1                | 2020    |
| 167,572                                | 3,613,688              | 12.9                                   | 4,922,888   | 9.9                                    | 1,869,024                                 | 1,511,387 | 1,903.2             | 0.07  | 3,111.3                | 2021    |
| 174,862                                | 3,758,236              | 4.0                                    | 5,125,724   | 4.1                                    | 1,958,014                                 | 1,622,694 | 2,252.0             | 0.10  | 2,522.3                | 2022    |
| 181,095                                | 3,904,553              | 3.9                                    | 5,343,340   | 4.2                                    | 1,993,056                                 | 1,670,094 | 5,348.4             | 0.23  | 2,498.9                | 2023    |
| 176,239                                | 3,712,838              | 8.6                                    | 5,039,016   | 7.1                                    | 1,946,586                                 | 1,557,016 | 158.3               | 0.08  | 2,475.0                | 6. 2022 |
| 176,646                                | 3,727,680              | 8.4                                    | 5,056,106   | 6.6                                    | 1,925,520                                 | 1,560,176 | 24.7                | 0.01  | 2,362.8                | 7       |
| 178,815                                | 3,737,385              | 7.1                                    | 5,068,520   | 6.3                                    | 1,932,799                                 | 1,570,487 | 37.3                | 0.02  | 2,479.6                | 8       |
| 179,718                                | 3,747,841              | 7.0                                    | 5,078,373   | 6.1                                    | 1,958,348                                 | 1,594,466 | 467.8               | 0.26  | 2,333.9                | 9       |
| 178,056                                | 3,769,960              | 5.8                                    | 5,095,625   | 5.3                                    | 1,967,290                                 | 1,626,187 | 392.3               | 0.20  | 2,230.3                | 10      |
| 176,016                                | 3,798,048              | 5.6                                    | 5,127,904   | 5.0                                    | 1,970,661                                 | 1,639,982 | 311.2               | 0.16  | 2,417.6                | 11      |
| 174,862                                | 3,758,236              | 4.0                                    | 5,125,724   | 4.1                                    | 1,958,014                                 | 1,622,694 | 228.2               | 0.11  | 2,361.3                | 12      |
| 178,987                                | 3,769,805              | 3.9                                    | 5,105,649   | 3.4                                    | 1,905,401                                 | 1,591,185 | 97.6                | 0.06  | 2,362.4                | 1. 2023 |
| 175,205                                | 3,802,203              | 4.0                                    | 5,143,481   | 3.6                                    | 1,934,320                                 | 1,609,671 | 476.1               | 0.27  | 2,450.3                | 2       |
| 174,006                                | 3,776,930              | 3.4                                    | 5,133,520   | 3.4                                    | 1,941,240                                 | 1,613,033 | 315.5               | 0.18  | 2,417.6                | 3       |
| 175,028                                | 3,773,397              | 2.7                                    | 5,146,285   | 3.1                                    | 1,921,118                                 | 1,597,668 | 591.8               | 0.36  | 2,523.3                | 4       |
| 176,837                                | 3,777,762              | 2.0                                    | 5,138,061   | 2.3                                    | 1,926,862                                 | 1,599,453 | 792.9               | 0.39  | 2,524.4                | 5       |
| 176,539                                | 3,808,194              | 2.6                                    | 5,170,495   | 2.6                                    | 1,968,233                                 | 1,632,972 | 656.7               | 0.35  | 2,598.9                | 6       |
| 177,028                                | 3,788,168              | 1.6                                    | 5,159,608   | 2.0                                    | 1,944,908                                 | 1,622,875 | 388.0               | 0.18  | 2,594.4                | 7       |
| 176,836                                | 3,824,419              | 2.3                                    | 5,183,285   | 2.3                                    | 1,959,811                                 | 1,638,948 | 309.7               | 0.18  | 2,562.1                | 8       |
| 181,926                                | 3,839,469              | 2.4                                    | 5,197,930   | 2.4                                    | 1,976,365                                 | 1,652,418 | 528.6               | 0.25  | 2,543.8                | 9       |
| 179,817                                | 3,853,614              | 2.2                                    | 5,197,307   | 2.0                                    | 1,962,956                                 | 1,649,603 | 466.4               | 0.22  | 2,392.1                | 10      |
| 179,593                                | 3,906,681              | 2.9                                    | 5,292,849   | 3.2                                    | 1,981,279                                 | 1,663,704 | 612.1               | 0.30  | 2,459.0                | 11      |
| 181,095                                | 3,904,553              | 3.9                                    | 5,343,340   | 4.2                                    | 1,993,056                                 | 1,670,094 | 113.1               | 0.06  | 2,553.6                | 12      |
| 184,806                                | 3,903,019              | 3.5                                    | 5,336,602   | 4.5                                    | 1,964,188                                 | 1,649,071 | 144.1               | 0.07  | 2,518.6                | 1. 2024 |
| 186,304                                | 3,967,852              | 4.4                                    | 5,383,807   | 4.7                                    | 2,013,610                                 | 1,683,220 | 102.7               | 0.06  | 2,630.4                | 2       |
| 184,838                                | 4,014,175              | 6.3                                    | 5,455,163   | 6.3                                    | 2,049,931                                 | 1,703,554 | 500.2               | 0.27  | 2,699.6                | 3       |
| 185,689                                | 3,971,094              | 5.2                                    | 5,413,669   | 5.2                                    | 2,000,339                                 | 1,666,655 | 477.5               | 0.25  | 2,674.3                | 4       |
| 186,818                                | 4,009,361              | 6.1                                    | 5,454,685   | 6.2                                    | 2,015,349                                 | 1,684,680 | 405.8               | 0.24  | 2,710.5                | 5       |
| 186,917                                | 4,040,147              | 6.1                                    | 5,504,592   | 6.5                                    | 2,054,719                                 | 1,712,826 | 360.6               | 0.16  | 2,748.2                | 6       |
| 187,622                                | 4,042,365              | 6.7                                    | 5,501,365   | 6.6                                    | 2,026,574                                 | 1,698,787 | 167.6               | 0.07  | 2,809.2                | 7       |
| 188,598                                | 4,072,314              | 6.5                                    | 5,523,241   | 6.6                                    | 2,050,584                                 | 1,715,985 | 275.0               | 0.16  | 2,648.0                | 8       |
| 191,624                                | -                      | -                                      | -   | -                                      | -   | -         | 358.9               | 0.21  | 2,593.6                | 9       |
| - 6                                    | - 8                    | -                                      | -   | -                                      | - 10                                      | - 12      | - 20                | - 21  | Reference<br>table No. |         |

Note: 11) Monthly data represent accumulative figures of the year. Data for December represent data of the entire year.

12) M2 = M1 + periodical time deposits & installment savings + marketable instruments + yield based dividend instruments + financial debentures + others (financial instruments with a maturity of more than two years are excluded)

13) Lf = M2 + liquid financial instruments with a maturity of 2 years or more of depository corporations + deposits of Korea securities finance cooperation + insurance reserves of life insurance companies

14) Including government time and savings deposits

( )  
MAJOR INDICATORS (Cont'd)

|         | Trade and balance of payments |                   |                         |                  |           |           |                   |                 | Energy                      |    |
|---------|-------------------------------|-------------------|-------------------------|------------------|-----------|-----------|-------------------|-----------------|-----------------------------|----|
|         | 2)                            | 2)                | 15)                     | 2)               |           |           | 2)                | 2)              | 1                           | 2) |
|         | Exports                       | Imports           | Exchange rates to US \$ | Current account  | Goods     | Services  | Financial account | Capital account | Total primary energy supply |    |
|         | 100 Million US \$             | 100 Million US \$ | 1 Won per US\$          | 100 Million US\$ |           |           |                   |                 | 1,000 TOE<br>Thousand TOE   |    |
| 2017    | 573,694.4                     | 478,478.3         | 1,071.4                 | 75,230.9         | 113,592.9 | -36,734.1 | 84,516.4          | -26.8           | 296,719                     |    |
| 2018    | 604,859.7                     | 535,202.4         | 1,118.1                 | 77,466.5         | 110,086.8 | -29,369.4 | 76,473.4          | 316.7           | 300,738                     |    |
| 2019    | 542,232.6                     | 503,342.9         | 1,157.8                 | 59,676.1         | 79,812.1  | -26,845.3 | 59,026.9          | -169.3          | 297,612                     |    |
| 2020    | 512,498.0                     | 467,632.8         | 1,088.0                 | 75,902.2         | 80,604.8  | -14,670.1 | 81,382.7          | -386.3          | 285,512                     |    |
| 2021    | 644,400.4                     | 615,093.4         | 1,185.5                 | 85,228.2         | 75,730.9  | -5,286.7  | 78,490.6          | -155.3          | 300,515                     |    |
| 2022    | 683,584.8                     | 731,369.7         | 1,267.3                 | 25,828.6         | 15,620.0  | -7,253.1  | 27,062.5          | 0.7             | 303,954                     |    |
| 2023    | 632,225.8                     | 642,572.1         | 1,289.4                 | 35,488.2         | 34,092.4  | -25,660.0 | 32,392.9          | 42.3            | 297,599                     |    |
| 2022. 6 | 57,679.9                      | 60,149.9          | 1,292.9                 | 5,920.9          | 3,838.1   | -973.1    | 3,711.3           | 2.1             | 23,661                      |    |
| 7       | 60,241.8                      | 65,259.8          | 1,304.0                 | 1,851.2          | -101.4    | -360.4    | -1,102.1          | -4.0            | 25,898                      |    |
| 8       | 56,606.0                      | 66,027.7          | 1,347.5                 | -4,102.9         | -3,891.9  | -1,541.3  | 937.8             | -2.2            | 26,054                      |    |
| 9       | 57,176.3                      | 61,012.8          | 1,434.8                 | 1,861.6          | 950.4     | -1,084.4  | 2,027.2           | 78.1            | 23,840                      |    |
| 10      | 52,428.1                      | 59,167.2          | 1,419.3                 | 762.4            | -850.0    | -138.4    | 1,287.6           | 21.7            | 22,264                      |    |
| 11      | 51,771.9                      | 58,847.7          | 1,331.5                 | -1,323.6         | -1,005.4  | -735.5    | -268.7            | -135.4          | 24,109                      |    |
| 12      | 54,848.7                      | 59,623.1          | 1,267.3                 | 2,307.1          | -455.1    | -2,607.6  | 2,992.1           | 15.8            | 29,538                      |    |
| 2023. 1 | 46,339.1                      | 59,037.3          | 1,228.7                 | -4,204.8         | -7,349.7  | -3,357.8  | -1,594.3          | 10.7            | 27,584                      |    |
| 2       | 49,994.6                      | 55,370.5          | 1,317.4                 | -1,325.9         | -1,250.4  | -2,263.1  | 3,261.3           | -0.6            | 24,946                      |    |
| 3       | 54,882.5                      | 59,635.9          | 1,303.8                 | -429.4           | -1,181.0  | -1,970.5  | -1,461.0          | -37.8           | 25,309                      |    |
| 4       | 49,430.9                      | 51,940.1          | 1,339.9                 | -1,372.7         | 612.5     | -1,165.0  | -5,222.2          | -52.5           | 22,414                      |    |
| 5       | 52,054.2                      | 54,251.2          | 1,322.2                 | 2,300.8          | 1,883.6   | -907.6    | 2,370.3           | 74.8            | 23,299                      |    |
| 6       | 54,297.8                      | 53,055.5          | 1,312.8                 | 6,177.8          | 3,913.3   | -2,638.4  | 5,126.9           | 46.6            | 23,192                      |    |
| 7       | 50,457.8                      | 48,738.1          | 1,280.0                 | 4,113.9          | 4,427.5   | -2,572.1  | 3,677.0           | -32.1           | 25,270                      |    |
| 8       | 51,994.1                      | 51,009.8          | 1,321.4                 | 5,412.7          | 5,201.4   | -1,549.5  | 6,286.7           | -26.5           | 25,415                      |    |
| 9       | 54,650.7                      | 50,972.5          | 1,344.8                 | 6,072.7          | 7,486.3   | -3,209.9  | 4,370.2           | 23.7            | 23,216                      |    |
| 10      | 54,990.0                      | 53,440.6          | 1,352.8                 | 7,437.8          | 5,433.3   | -1,279.8  | 8,773.7           | 44.0            | 24,286                      |    |
| 11      | 55,561.1                      | 51,997.8          | 1,289.0                 | 3,890.7          | 6,878.2   | -2,210.9  | 1,128.1           | -11.5           | 24,705                      |    |
| 12      | 57,573.2                      | 53,122.9          | 1,289.4                 | 7,414.6          | 8,037.4   | -2,535.4  | 5,676.2           | 3.5             | 27,781                      |    |
| 2024. 1 | 54,762.1                      | 54,441.2          | 1,330.6                 | 3,045.7          | 4,240.4   | -2,656.8  | 2,806.3           | 23.9            | 29,016                      |    |
| 2       | 52,114.1                      | 48,145.8          | 1,334.0                 | 6,858.3          | 6,607.9   | -1,773.0  | 6,854.7           | 62.0            | 25,711                      |    |
| 3       | 56,520.8                      | 52,334.6          | 1,346.8                 | 6,931.4          | 8,092.6   | -2,431.3  | 11,056.5          | -5.5            | 24,428                      |    |
| 4       | 56,149.6                      | 54,749.9          | 1,378.7                 | -285.2           | 5,111.4   | -1,663.9  | -6,603.1          | 40.1            | 24,269                      |    |
| 5       | 58,012.8                      | 53,139.3          | 1,376.5                 | 8,922.5          | 8,751.5   | -1,285.6  | 7,583.5           | 165.0           | 24,073                      |    |
| 6       | 57,349.6                      | 49,064.5          | 1,389.2                 | 12,563.8         | 11,741.8  | -1,596.5  | 12,235.0          | -1.1            | 23,055                      |    |
| 7       | 57,256.7                      | 53,850.9          | 1,384.6                 | 8,966.0          | 8,328.5   | -2,378.4  | 11,031.1          | 6.0             | 25,285                      |    |
| 8       | 57,729.7                      | 54,069.8          | 1,335.3                 | 6,595.3          | 6,593.8   | -1,231.7  | 4,930.4           | -2.7            | -                           |    |
| 9       | 58,774.9                      | 52,119.0          | 1,319.6                 | -                | -         | -         | -                 | -               | -                           |    |
|         | -1                            | -9                | -9                      | -5               | -5        | -5        | -5                | -5              | -1                          |    |

: 15) ,

Note: 15) Provided by HANA Bank at the end of months, year.



# I . 인구

## Population

|                  |    |
|------------------|----|
| 1. 인구동향 .....    | 17 |
| 2. 인구이동 .....    | 18 |
| 3. 시도별 순이동 ..... | 20 |



## 주요 용어 해설 (Explanation of Terms)

### I-1. 혼인(Marriage)

- 남편(부)과 아내(처)로 구성된 법적관계를 말함

### I-1 이혼(Divorce)

- 부부가 합의 또는 재판에 의하여 혼인관계를 종료한 경우

### I-2. 인구이동(Internal migrants)

- 일정한 지역에 살던 사람이 특정 지역경계를 벗어나 다른 곳으로 옮겨 사는 것을 말하며, 국가 안에서 거주지를 옮기는 것을 국내이동, 국가 밖으로 거주지를 옮기는 것을 국제이동이라 함

### I-2. 시도내 이동(Intra-province)

- 시군구 : 시는 9개 도의 자치시이나, 행정시인 제주시·서귀포시는 포함

### I-2. 시도간 이동(Inter-province)

- 시도 경계를 넘는 거주지 이동

### I-2. 전입(In-migrants)

- 행정구역 경계(시도, 시군구, 읍면동)를 넘어 다른 지역에서 특정 지역으로 이동해 온 경우임

### I-2. 전출(Out-migrants)

- 행정구역 경계(시도, 시군구, 읍면동)를 넘어 특정 지역에서 다른 지역으로 이동해 간 경우임

### I-3. 순이동(Net migrants)

- 전입과 전출의 차이임(전국의 순이동은 0)



# 1. Vital Statistics

|                   | In person, case |         |             |          |
|-------------------|-----------------|---------|-------------|----------|
|                   | 1)              | 1)      | 2)          | 2)       |
|                   | Live births     | Deaths  | Marriages   | Divorces |
| 2019              | 302,676         | 295,110 | 239,159     | 110,831  |
| 2020              | 272,337         | 304,948 | 213,502     | 106,500  |
| 2021              | 260,562         | 317,680 | 192,507     | 101,673  |
| 2022              | 249,186         | 372,939 | 191,690     | 93,232   |
| 2023              | 230,028         | 352,511 | 193,657     | 92,394   |
| 2023. 1           | 23,198          | 32,658  | 17,923      | 7,249    |
| 2                 | 20,012          | 27,350  | 17,845      | 7,226    |
| 3                 | 21,193          | 28,944  | 18,190      | 8,255    |
| 4                 | 18,515          | 27,539  | 14,474      | 7,288    |
| 5                 | 19,047          | 28,876  | 17,211      | 8,393    |
| 6                 | 18,585          | 26,794  | 16,052      | 7,789    |
| 7                 | 19,085          | 28,141  | 14,153      | 7,497    |
| 8                 | 18,974          | 30,523  | 14,610      | 8,056    |
| 9                 | 18,706          | 28,293  | 12,940      | 7,503    |
| 10                | 18,878          | 30,793  | 15,983      | 7,916    |
| 11                | 17,530          | 30,364  | 16,694      | 7,923    |
| 12                | 16,305          | 32,236  | 17,582      | 7,299    |
| 2024. 1           | 21,442          | 32,490  | 20,008      | 7,940    |
| 2                 | 19,362          | 29,977  | 16,949      | 7,354    |
| 3                 | 19,669          | 31,160  | 17,198      | 7,450    |
| 4                 | 19,049          | 28,659  | 18,039      | 7,701    |
| 5                 | 19,547          | 28,546  | 20,923      | 7,923    |
| 6                 | 18,242          | 26,942  | 16,948      | 7,207    |
| 7                 | 20,601          | 28,240  | 18,811      | 7,939    |
| 8                 | 20,098          | 32,244  | 17,527      | 7,616    |
|                   |                 |         | By province |          |
| Seoul             | 3,484           | 4,733   | 3,516       | 913      |
| Busan             | 1,071           | 2,442   | 941         | 393      |
| Daegu             | 843             | 1,505   | 697         | 243      |
| Incheon           | 1,324           | 1,672   | 1,069       | 489      |
| Gwangju           | 519             | 834     | 444         | 191      |
| Daejeon           | 640             | 818     | 499         | 206      |
| Ulsan             | 444             | 627     | 324         | 147      |
| Sejong            | 222             | 128     | 153         | 50       |
| Gyeonggi-do       | 5,949           | 6,779   | 5,100       | 2,102    |
| Gangwon State     | 522             | 1,255   | 444         | 271      |
| Chungcheongbuk-do | 663             | 1,204   | 522         | 287      |
| Chungcheongnam-do | 893             | 1,626   | 718         | 464      |
| Jeonbuk State     | 562             | 1,529   | 533         | 304      |
| Jeollanam-do      | 698             | 1,835   | 513         | 301      |
| Gyeongsangbuk-do  | 925             | 2,318   | 672         | 422      |
| Gyeongsangnam-do  | 1,098           | 2,533   | 829         | 539      |
| Jeju-do           | 240             | 407     | 205         | 153      |

: 1) 2024

2) 2024

:

Note: 1) 2024 figures are preliminary.

2) 2024 figures are preliminary and the whole nation includes

Korean nationals living abroad.

Source: Statistics Korea

2.

|                   | Total migrants |              | Intra-province |              |              |             | Inter-province |  |
|-------------------|----------------|--------------|----------------|--------------|--------------|-------------|----------------|--|
|                   | In-migrants    | Out-migrants | Intra-county   | Inter-county |              | In-migrants | Out-migrants   |  |
|                   |                |              |                | In-migrants  | Out-migrants |             |                |  |
| 2017              | 7,154,226      | 7,154,226    | 2,701,400      | 2,041,896    | 2,041,896    | 2,410,930   | 2,410,930      |  |
| 2018              | 7,297,099      | 7,297,099    | 2,776,681      | 2,091,234    | 2,091,234    | 2,429,184   | 2,429,184      |  |
| 2019              | 7,104,398      | 7,104,398    | 2,659,826      | 2,059,624    | 2,059,624    | 2,384,948   | 2,384,948      |  |
| 2020              | 7,735,491      | 7,735,491    | 2,926,406      | 2,274,971    | 2,274,971    | 2,534,114   | 2,534,114      |  |
| 2021              | 7,213,422      | 7,213,422    | 2,649,108      | 2,117,080    | 2,117,080    | 2,447,234   | 2,447,234      |  |
| 2022              | 6,152,155      | 6,152,155    | 2,173,548      | 1,805,002    | 1,805,002    | 2,173,605   | 2,173,605      |  |
| 2023              | 6,128,738      | 6,128,738    | 2,154,739      | 1,831,457    | 1,831,457    | 2,142,542   | 2,142,542      |  |
| 2023 . 4          | 455,474        | 455,474      | 161,731        | 136,415      | 136,415      | 157,328     | 157,328        |  |
| 5                 | 497,285        | 497,285      | 180,983        | 148,019      | 148,019      | 168,283     | 168,283        |  |
| 6                 | 473,480        | 473,480      | 173,203        | 140,977      | 140,977      | 159,300     | 159,300        |  |
| 7                 | 482,143        | 482,143      | 175,329        | 144,573      | 144,573      | 162,241     | 162,241        |  |
| 8                 | 538,401        | 538,401      | 192,044        | 161,459      | 161,459      | 184,898     | 184,898        |  |
| 9                 | 449,718        | 449,718      | 165,606        | 136,957      | 136,957      | 147,155     | 147,155        |  |
| 10                | 506,889        | 506,889      | 190,040        | 154,698      | 154,698      | 162,151     | 162,151        |  |
| 11                | 496,414        | 496,414      | 185,078        | 151,956      | 151,956      | 159,380     | 159,380        |  |
| 12                | 511,465        | 511,465      | 182,960        | 155,947      | 155,947      | 172,558     | 172,558        |  |
| 2024 . 1          | 596,969        | 596,969      | 196,366        | 179,729      | 179,729      | 220,874     | 220,874        |  |
| 2                 | 654,562        | 654,562      | 204,261        | 196,454      | 196,454      | 253,847     | 253,847        |  |
| 3                 | 563,187        | 563,187      | 185,232        | 164,158      | 164,158      | 213,797     | 213,797        |  |
| 4                 | 533,272        | 533,272      | 195,195        | 156,740      | 156,740      | 181,337     | 181,337        |  |
| 5                 | 497,976        | 497,976      | 187,409        | 146,957      | 146,957      | 163,610     | 163,610        |  |
| 6                 | 439,892        | 439,892      | 166,914        | 129,045      | 129,045      | 143,933     | 143,933        |  |
| 7                 | 512,002        | 512,002      | 187,818        | 150,268      | 150,268      | 173,916     | 173,916        |  |
| 8                 | 510,959        | 510,959      | 180,573        | 152,738      | 152,738      | 177,648     | 177,648        |  |
| 9                 | 463,479        | 463,479      | 173,235        | 137,560      | 137,560      | 152,684     | 152,684        |  |
| Seoul             | 90,902         | 95,202       | 23,961         | 36,829       | 36,829       | 30,112      | 34,412         |  |
| Busan             | 25,657         | 26,784       | 7,419          | 11,201       | 11,201       | 7,037       | 8,164          |  |
| Daegu             | 22,538         | 22,495       | 7,286          | 9,369        | 9,369        | 5,883       | 5,840          |  |
| Incheon           | 29,071         | 27,262       | 9,624          | 7,913        | 7,913        | 11,534      | 9,725          |  |
| Gwangju           | 12,106         | 12,584       | 4,203          | 4,209        | 4,209        | 3,694       | 4,172          |  |
| Daejeon           | 16,101         | 15,487       | 4,473          | 6,090        | 6,090        | 5,538       | 4,924          |  |
| Ulsan             | 7,765          | 8,114        | 2,539          | 2,559        | 2,559        | 2,667       | 3,016          |  |
| Sejong            | 4,062          | 4,099        | 1,773          | 0            | 0            | 2,289       | 2,326          |  |
| Gyeonggi-do       | 134,849        | 130,190      | 55,242         | 38,991       | 38,991       | 40,616      | 35,957         |  |
| Gangwon State     | 12,285         | 12,331       | 5,641          | 1,931        | 1,931        | 4,713       | 4,759          |  |
| Chungcheongbuk-do | 13,654         | 13,058       | 6,783          | 1,477        | 1,477        | 5,394       | 4,798          |  |
| Chungcheongnam-do | 19,425         | 18,707       | 8,078          | 3,452        | 3,452        | 7,895       | 7,177          |  |
| Jeonbuk State     | 14,522         | 15,193       | 7,992          | 2,910        | 2,910        | 3,620       | 4,291          |  |
| Jeollanam-do      | 13,558         | 13,503       | 5,389          | 3,128        | 3,128        | 5,041       | 4,986          |  |
| Gyeongsangbuk-do  | 17,822         | 18,708       | 7,725          | 3,040        | 3,040        | 7,057       | 7,943          |  |
| Gyeongsangnam-do  | 23,614         | 23,869       | 12,068         | 3,855        | 3,855        | 7,691       | 7,946          |  |
| Jeju-do           | 5,548          | 5,893        | 3,039          | 606          | 606          | 1,903       | 2,248          |  |

## 2. Internal Migrants

|  |                 | In person      |              |                |              |              |                |              |
|--|-----------------|----------------|--------------|----------------|--------------|--------------|----------------|--------------|
|  |                 | Total migrants |              | Intra-province |              |              | Inter-province |              |
|  |                 | In-migrants    | Out-migrants | Intra-county   | Inter-county |              | In-migrants    | Out-migrants |
|  |                 |                |              |                | In-migrants  | Out-migrants |                |              |
|  | Total           | 463,479        | 463,479      | 173,235        | 137,560      | 137,560      | 152,684        | 152,684      |
|  | 0 - 4 years old | 17,830         | 17,830       | 7,879          | 5,691        | 5,691        | 4,260          | 4,260        |
|  | 5 - 9           | 16,256         | 16,256       | 8,534          | 4,366        | 4,366        | 3,356          | 3,356        |
|  | 10 - 14         | 14,907         | 14,907       | 7,858          | 4,200        | 4,200        | 2,849          | 2,849        |
|  | 15 - 19         | 16,965         | 16,965       | 6,672          | 4,213        | 4,213        | 6,080          | 6,080        |
|  | 20 - 24         | 40,353         | 40,353       | 9,767          | 10,217       | 10,217       | 20,369         | 20,369       |
|  | 25 - 29         | 61,319         | 61,319       | 17,458         | 18,497       | 18,497       | 25,364         | 25,364       |
|  | 30 - 34         | 63,661         | 63,661       | 21,057         | 21,775       | 21,775       | 20,829         | 20,829       |
|  | 35 - 39         | 42,098         | 42,098       | 15,728         | 14,009       | 14,009       | 12,361         | 12,361       |
|  | 40 - 44         | 36,664         | 36,664       | 15,174         | 11,130       | 11,130       | 10,360         | 10,360       |
|  | 45 - 49         | 28,727         | 28,727       | 12,196         | 8,377        | 8,377        | 8,154          | 8,154        |
|  | 50 - 54         | 30,394         | 30,394       | 12,961         | 8,578        | 8,578        | 8,855          | 8,855        |
|  | 55 - 59         | 27,020         | 27,020       | 11,170         | 7,656        | 7,656        | 8,194          | 8,194        |
|  | 60 - 64         | 24,164         | 24,164       | 9,503          | 6,903        | 6,903        | 7,758          | 7,758        |
|  | 65 - 69         | 17,240         | 17,240       | 6,966          | 4,852        | 4,852        | 5,422          | 5,422        |
|  | 70 - 74         | 9,392          | 9,392        | 3,785          | 2,586        | 2,586        | 3,021          | 3,021        |
|  | 75 - 79         | 6,298          | 6,298        | 2,523          | 1,751        | 1,751        | 2,024          | 2,024        |
|  | 80 and over     | 10,191         | 10,191       | 4,004          | 2,759        | 2,759        | 3,428          | 3,428        |
|  | Male            | 237,285        | 237,285      | 86,795         | 69,959       | 69,959       | 80,531         | 80,531       |
|  | 0 - 4 years old | 9,162          | 9,162        | 3,980          | 2,970        | 2,970        | 2,212          | 2,212        |
|  | 5 - 9           | 8,218          | 8,218        | 4,306          | 2,207        | 2,207        | 1,705          | 1,705        |
|  | 10 - 14         | 7,948          | 7,948        | 4,099          | 2,301        | 2,301        | 1,548          | 1,548        |
|  | 15 - 19         | 8,607          | 8,607        | 3,366          | 2,084        | 2,084        | 3,157          | 3,157        |
|  | 20 - 24         | 19,196         | 19,196       | 4,744          | 4,695        | 4,695        | 9,757          | 9,757        |
|  | 25 - 29         | 31,927         | 31,927       | 8,566          | 9,190        | 9,190        | 14,171         | 14,171       |
|  | 30 - 34         | 33,728         | 33,728       | 10,854         | 11,356       | 11,356       | 11,518         | 11,518       |
|  | 35 - 39         | 22,982         | 22,982       | 8,239          | 7,756        | 7,756        | 6,987          | 6,987        |
|  | 40 - 44         | 19,593         | 19,593       | 7,854          | 5,973        | 5,973        | 5,766          | 5,766        |
|  | 45 - 49         | 15,263         | 15,263       | 6,191          | 4,433        | 4,433        | 4,639          | 4,639        |
|  | 50 - 54         | 15,753         | 15,753       | 6,573          | 4,388        | 4,388        | 4,792          | 4,792        |
|  | 55 - 59         | 13,890         | 13,890       | 5,702          | 3,915        | 3,915        | 4,273          | 4,273        |
|  | 60 - 64         | 12,388         | 12,388       | 4,890          | 3,505        | 3,505        | 3,993          | 3,993        |
|  | 65 - 69         | 8,481          | 8,481        | 3,430          | 2,381        | 2,381        | 2,670          | 2,670        |
|  | 70 - 74         | 4,490          | 4,490        | 1,784          | 1,254        | 1,254        | 1,452          | 1,452        |
|  | 75 - 79         | 2,719          | 2,719        | 1,078          | 734          | 734          | 907            | 907          |
|  | 80 and over     | 2,940          | 2,940        | 1,139          | 817          | 817          | 984            | 984          |
|  | Female          | 226,194        | 226,194      | 86,440         | 67,601       | 67,601       | 72,153         | 72,153       |
|  | 0 - 4 years old | 8,668          | 8,668        | 3,899          | 2,721        | 2,721        | 2,048          | 2,048        |
|  | 5 - 9           | 8,038          | 8,038        | 4,228          | 2,159        | 2,159        | 1,651          | 1,651        |
|  | 10 - 14         | 6,959          | 6,959        | 3,759          | 1,899        | 1,899        | 1,301          | 1,301        |
|  | 15 - 19         | 8,358          | 8,358        | 3,306          | 2,129        | 2,129        | 2,923          | 2,923        |
|  | 20 - 24         | 21,157         | 21,157       | 5,023          | 5,522        | 5,522        | 10,612         | 10,612       |
|  | 25 - 29         | 29,392         | 29,392       | 8,892          | 9,307        | 9,307        | 11,193         | 11,193       |
|  | 30 - 34         | 29,933         | 29,933       | 10,203         | 10,419       | 10,419       | 9,311          | 9,311        |
|  | 35 - 39         | 19,116         | 19,116       | 7,489          | 6,253        | 6,253        | 5,374          | 5,374        |
|  | 40 - 44         | 17,071         | 17,071       | 7,320          | 5,157        | 5,157        | 4,594          | 4,594        |
|  | 45 - 49         | 13,464         | 13,464       | 6,005          | 3,944        | 3,944        | 3,515          | 3,515        |
|  | 50 - 54         | 14,641         | 14,641       | 6,388          | 4,190        | 4,190        | 4,063          | 4,063        |
|  | 55 - 59         | 13,130         | 13,130       | 5,468          | 3,741        | 3,741        | 3,921          | 3,921        |
|  | 60 - 64         | 11,776         | 11,776       | 4,613          | 3,398        | 3,398        | 3,765          | 3,765        |
|  | 65 - 69         | 8,759          | 8,759        | 3,536          | 2,471        | 2,471        | 2,752          | 2,752        |
|  | 70 - 74         | 4,902          | 4,902        | 2,001          | 1,332        | 1,332        | 1,569          | 1,569        |
|  | 75 - 79         | 3,579          | 3,579        | 1,445          | 1,017        | 1,017        | 1,117          | 1,117        |
|  | 80 and over     | 7,251          | 7,251        | 2,865          | 1,942        | 1,942        | 2,444          | 2,444        |

Source: Statistics Korea.

3.

:

|         | Seoul    | Busan   | Daegu   | Incheon | Gwangju | Daejeon | Ulsan   | Sejong | Gyeonggi |
|---------|----------|---------|---------|---------|---------|---------|---------|--------|----------|
| 2018    | -110,230 | -26,759 | -14,242 | -67     | -6,216  | -14,753 | -12,654 | 31,433 | 170,094  |
| 2019    | -49,588  | -23,354 | -23,673 | -2,337  | -3,875  | -16,342 | -10,172 | 23,724 | 134,666  |
| 2020    | -64,850  | -14,347 | -16,835 | -15,748 | -6,083  | -11,097 | -13,584 | 13,025 | 168,373  |
| 2021    | -106,243 | -18,903 | -24,319 | 11,423  | -5,883  | -8,931  | -13,674 | 14,085 | 150,517  |
| 2022    | -35,340  | -13,562 | -11,519 | 28,101  | -7,642  | -2,996  | -9,536  | 10,128 | 43,882   |
| 2023    | -31,250  | -11,432 | -5,288  | 33,507  | -9,017  | -2,474  | -6,215  | 1,690  | 44,612   |
| 2023. 4 | -3,365   | -1,392  | -703    | 2,038   | -758    | -274    | -591    | 114    | 3,960    |
| 5       | -3,353   | -1,195  | -371    | 1,991   | -705    | 63      | -670    | 113    | 4,427    |
| 6       | -4,233   | -1,255  | -175    | 882     | -775    | -98     | -371    | -41    | 6,244    |
| 7       | -2,692   | -1,068  | -221    | 2,906   | -361    | -234    | -598    | -45    | 3,499    |
| 8       | -1,020   | -892    | 55      | 3,834   | -270    | 38      | -776    | -316   | 2,090    |
| 9       | -1,370   | -961    | -230    | 2,917   | -542    | -98     | -262    | -68    | 1,238    |
| 10      | -4,727   | -1,199  | -71     | 3,002   | -714    | -411    | -6      | 54     | 3,129    |
| 11      | -6,239   | -1,153  | -111    | 3,901   | -517    | -455    | -98     | 93     | 2,922    |
| 12      | -3,817   | -933    | -314    | 4,233   | -1,302  | -717    | -2      | 217    | 3,512    |
| 2024. 1 | -765     | -1,063  | -316    | 3,373   | -710    | -530    | -189    | 281    | 4,954    |
| 2       | 3,134    | -366    | -1,232  | 3,071   | -957    | 137     | -1,142  | 141    | 4,972    |
| 3       | -1,237   | -1,004  | -1,483  | 3,237   | -1,042  | 338     | -786    | 125    | 3,226    |
| 4       | -5,842   | -1,346  | -745    | 2,621   | -659    | -277    | -198    | 197    | 5,756    |
| 5       | -5,883   | -1,204  | -415    | 1,445   | -420    | -109    | -402    | -75    | 6,224    |
| 6       | -5,558   | -1,192  | -208    | 1,196   | -486    | -499    | -293    | 43     | 6,490    |
| 7       | -5,440   | -1,506  | -90     | 1,917   | -536    | -611    | -423    | 720    | 7,186    |
| 8       | -3,848   | -1,460  | -93     | 1,785   | -647    | 96      | -577    | 498    | 6,234    |
| 9       | -4,300   | -1,127  | 43      | 1,809   | -478    | 614     | -349    | -37    | 4,659    |
| 0 - 4   | -497     | -58     | 80      | 49      | 23      | 26      | 7       | -9     | 450      |
| 5 - 9   | -47      | -29     | 94      | 4       | 24      | 34      | -4      | -8     | 13       |
| 10 - 14 | 59       | -18     | 49      | -14     | 2       | 19      | 1       | 29     | -82      |
| 15 - 19 | 420      | 74      | 22      | 357     | -3      | 93      | -57     | -20    | -525     |
| 20 - 24 | 1,475    | 101     | -170    | 645     | -78     | 278     | -118    | -90    | -84      |
| 25 - 29 | 553      | -262    | -219    | 51      | -148    | 58      | 91      | 32     | 694      |
| 30 - 34 | -1,150   | -207    | 41      | 106     | -104    | -4      | -48     | 71     | 1,289    |
| 35 - 39 | -872     | -199    | 101     | 48      | -74     | 45      | -6      | 8      | 809      |
| 40 - 44 | -533     | -108    | 59      | 64      | 30      | 29      | -27     | 5      | 360      |
| 45 - 49 | -409     | -25     | -2      | 97      | -45     | 15      | -50     | -8     | 94       |
| 50 - 54 | -575     | -131    | 4       | 68      | -51     | -23     | -23     | -19    | 221      |
| 55 - 59 | -633     | -27     | -36     | 37      | -68     | 18      | -24     | -21    | 261      |
| 60 - 64 | -730     | -99     | -8      | 53      | -19     | -23     | -51     | -9     | 274      |
| 65 - 69 | -519     | -50     | -9      | 44      | -47     | 5       | -29     | 11     | 222      |
| 70 - 74 | -311     | -58     | -5      | 64      | 20      | 34      | -20     | -12    | 178      |
| 75 - 79 | -202     | -18     | 16      | 68      | 12      | 11      | -2      | -3     | 106      |
| 80      | -329     | -13     | 26      | 68      | 48      | -1      | 11      | 6      | 379      |

:



## 3. Net Migrants by Province

|         |          |          |         |         |           |           |        | In person   |  |
|---------|----------|----------|---------|---------|-----------|-----------|--------|-------------|--|
| Gangwon | Chungbuk | Chungnam | Jeonbuk | Jeonnam | Gyeongbuk | Gyeongnam | Jeju   |             |  |
| Total   |          |          |         |         |           |           |        |             |  |
| -3,854  | 5,149    | 10,084   | -13,773 | -8,030  | -9,225    | -5,810    | 8,853  | 2018        |  |
| 1,661   | 2,565    | -794     | -12,748 | -8,788  | -4,571    | -9,310    | 2,936  | 2019        |  |
| 5,457   | 3,454    | 741      | -8,494  | -9,754  | -16,978   | -16,658   | 3,378  | 2020        |  |
| 6,681   | 3,462    | 8,522    | -5,801  | -4,487  | 3,337     | -13,703   | 3,917  | 2021        |  |
| 7,494   | 5,201    | 14,314   | -5,115  | -345    | -7,666    | -18,547   | 3,148  | 2022        |  |
| -1,397  | 3,873    | 15,840   | -4,457  | -1,800  | -8,205    | -16,300   | -1,687 | 2023        |  |
| 100     | 323      | 1,277    | -329    | 315     | 99        | -996      | 182    | 4. 2023     |  |
| 275     | 279      | 1,154    | -325    | -28     | -262      | -1,399    | 6      | 5           |  |
| 92      | 392      | 1,233    | -227    | -18     | -727      | -836      | -87    | 6           |  |
| -94     | 623      | 823      | -209    | -605    | -644      | -1,105    | 25     | 7           |  |
| 1       | 551      | 1,219    | -527    | -716    | -1,167    | -1,874    | -230   | 8           |  |
| -202    | 333      | 1,108    | -329    | -285    | -661      | -526      | -62    | 9           |  |
| -390    | 509      | 1,902    | -325    | -211    | -306      | -210      | -26    | 10          |  |
| -49     | 422      | 1,909    | 66      | 145     | -329      | -372      | -135   | 11          |  |
| -76     | -44      | 1,426    | -488    | 406     | -501      | -1,162    | -438   | 12          |  |
| -780    | -832     | 1,258    | -882    | -453    | -1,412    | -1,173    | -761   | 1. 2024     |  |
| -968    | -742     | 1,502    | -787    | -1,260  | -1,631    | -3,326    | -546   | 2           |  |
| 113     | 646      | 2,176    | -1,046  | -884    | -230      | -1,778    | -371   | 3           |  |
| 60      | 330      | 1,865    | -526    | -278    | 287       | -1,066    | -179   | 4           |  |
| -115    | 882      | 1,442    | -293    | -527    | 495       | -946      | -99    | 5           |  |
| 108     | 656      | 810      | -434    | -5      | -311      | -81       | -236   | 6           |  |
| -100    | 48       | 920      | -497    | -395    | -988      | -91       | -114   | 7           |  |
| -162    | -37      | 711      | -639    | -396    | -799      | -305      | -361   | 8           |  |
| -46     | 596      | 718      | -671    | 55      | -886      | -255      | -345   | 9           |  |
| -21     | 23       | -5       | -2      | -1      | -82       | 26        | -9     | 0 - 4 years |  |
| 14      | 21       | -16      | -15     | 11      | -112      | 15        | 1      | 5 - 9       |  |
| 36      | -6       | 12       | -14     | -11     | -40       | -5        | -17    | 10 - 14     |  |
| 7       | 10       | 0        | -74     | -67     | -80       | -122      | -35    | 15 - 19     |  |
| -126    | -70      | -56      | -286    | -328    | -302      | -696      | -95    | 20 - 24     |  |
| -157    | -7       | 26       | -242    | -70     | -159      | -182      | -59    | 25 - 29     |  |
| -56     | 47       | 51       | -93     | 112     | -137      | 96        | -14    | 30 - 34     |  |
| 29      | 31       | 70       | -43     | 59      | -66       | 68        | -8     | 35 - 39     |  |
| 2       | 45       | 69       | -19     | 23      | -45       | 72        | -26    | 40 - 44     |  |
| 42      | 95       | 51       | 60      | 69      | -8        | 58        | -34    | 45 - 49     |  |
| 56      | 112      | 110      | 31      | 104     | -2        | 128       | -10    | 50 - 54     |  |
| 51      | 91       | 145      | -16     | 118     | 39        | 86        | -21    | 55 - 59     |  |
| 85      | 142      | 127      | 22      | 87      | 77        | 68        | 4      | 60 - 64     |  |
| 35      | 44       | 78       | 51      | 58      | 44        | 68        | -6     | 65 - 69     |  |
| 6       | 11       | 15       | 0       | 15      | 7         | 62        | -6     | 70 - 74     |  |
| -3      | 12       | 31       | -8      | -21     | -2        | 7         | -4     | 75 - 79     |  |
| -46     | -5       | 10       | -23     | -103    | -18       | -4        | -6     | 80 and over |  |

Source: Statistics Korea.

3. ( )

:

|         | Seoul   | Busan   | Daegu   | Incheon | Gwangju | Daejeon | Ulsan  | Sejong | Gyeonggi |
|---------|---------|---------|---------|---------|---------|---------|--------|--------|----------|
| 2018    | -62,557 | -14,733 | -8,159  | 21      | -3,542  | -7,486  | -6,994 | 15,774 | 88,737   |
| 2019    | -33,562 | -13,717 | -13,492 | -1,282  | -2,069  | -8,020  | -5,114 | 11,700 | 71,566   |
| 2020    | -41,379 | -9,412  | -10,103 | -8,160  | -2,930  | -5,712  | -6,575 | 6,607  | 88,165   |
| 2021    | -58,722 | -10,734 | -12,984 | 5,839   | -3,162  | -4,585  | -7,021 | 7,116  | 79,302   |
| 2022    | -22,207 | -8,457  | -7,117  | 14,146  | -4,106  | -1,464  | -4,966 | 4,923  | 23,772   |
| 2023    | -20,920 | -6,727  | -4,037  | 16,489  | -4,709  | -1,052  | -2,474 | 567    | 21,869   |
| 2023. 4 | -2,385  | -859    | -566    | 992     | -423    | -77     | -297   | 33     | 2,394    |
| 5       | -2,309  | -763    | -321    | 911     | -356    | -29     | -234   | 21     | 2,436    |
| 6       | -2,519  | -592    | -189    | 452     | -479    | -91     | -151   | -22    | 3,111    |
| 7       | -1,472  | -569    | -204    | 1,446   | -241    | -131    | -278   | -35    | 1,762    |
| 8       | -1,077  | -419    | -47     | 1,994   | -270    | 101     | -480   | -204   | 1,141    |
| 9       | -983    | -564    | -147    | 1,429   | -240    | -88     | -48    | -28    | 438      |
| 10      | -2,737  | -688    | -118    | 1,462   | -294    | -154    | 86     | 1      | 1,337    |
| 11      | -3,212  | -527    | -151    | 1,916   | -233    | -188    | -46    | 65     | 1,167    |
| 12      | -2,166  | -549    | -268    | 1,986   | -587    | -423    | 111    | 109    | 1,499    |
| 2024. 1 | -896    | -816    | -226    | 1,613   | -381    | -228    | -32    | 114    | 2,600    |
| 2       | 540     | -242    | -744    | 1,381   | -516    | -9      | -431   | 76     | 2,476    |
| 3       | -1,504  | -560    | -815    | 1,625   | -479    | 121     | -249   | 30     | 1,537    |
| 4       | -3,421  | -907    | -590    | 1,319   | -321    | -63     | -34    | 130    | 2,789    |
| 5       | -3,379  | -607    | -252    | 642     | -246    | -55     | -139   | -116   | 2,927    |
| 6       | -3,009  | -653    | -166    | 623     | -231    | -342    | -123   | 46     | 2,984    |
| 7       | -3,015  | -783    | -266    | 805     | -289    | -354    | -161   | 331    | 3,649    |
| 8       | -2,043  | -771    | -54     | 868     | -315    | 39      | -311   | 257    | 2,971    |
| 9       | -2,202  | -580    | -5      | 892     | -219    | 286     | -125   | -29    | 2,129    |
| 0 - 4   | -242    | -46     | 36      | 19      | 9       | 23      | -2     | -3     | 224      |
| 5 - 9   | -35     | -29     | 60      | 15      | 7       | 24      | 0      | 7      | -14      |
| 10 - 14 | 57      | -7      | 24      | -31     | 3       | 10      | -1     | 17     | -36      |
| 15 - 19 | 84      | 30      | 18      | 159     | -15     | 17      | -23    | -11    | -221     |
| 20 - 24 | 481     | 72      | -82     | 364     | -54     | 138     | -19    | -12    | -64      |
| 25 - 29 | 469     | -144    | -127    | 62      | -58     | 78      | 99     | -13    | 247      |
| 30 - 34 | -518    | -117    | 20      | 68      | -24     | -38     | -59    | 50     | 636      |
| 35 - 39 | -441    | -96     | 62      | 42      | -39     | 10      | 8      | -2     | 439      |
| 40 - 44 | -360    | -58     | 31      | 34      | 36      | 21      | -23    | -3     | 239      |
| 45 - 49 | -186    | -10     | 4       | 52      | -22     | -1      | -32    | -13    | 29       |
| 50 - 54 | -304    | -75     | -1      | 25      | -24     | -8      | -10    | -5     | 126      |
| 55 - 59 | -266    | 0       | -26     | -21     | -37     | 24      | -7     | -22    | 117      |
| 60 - 64 | -337    | -48     | -17     | 17      | -3      | -22     | -17    | -14    | 55       |
| 65 - 69 | -267    | -24     | 3       | 13      | -29     | 2       | -21    | 0      | 130      |
| 70 - 74 | -148    | -12     | -14     | 30      | 4       | 4       | -14    | -3     | 70       |
| 75 - 79 | -103    | -5      | 3       | 29      | 8       | 2       | -4     | -2     | 50       |
| 80      | -86     | -11     | 1       | 15      | 19      | 2       | 0      | 0      | 102      |

## 3. Net Migrants by Province (Cont'd)

|         |          |          |         |         |           |           |       |             | In person |
|---------|----------|----------|---------|---------|-----------|-----------|-------|-------------|-----------|
| Gangwon | Chungbuk | Chungnam | Jeonbuk | Jeonnam | Gyeongbuk | Gyeongnam | Jeju  |             |           |
| Male    |          |          |         |         |           |           |       |             |           |
| -1,872  | 4,524    | 6,842    | -6,628  | -2,094  | -3,105    | -3,152    | 4,424 | 2018        |           |
| 1,244   | 2,668    | 1,376    | -6,098  | -2,035  | -823      | -3,711    | 1,369 | 2019        |           |
| 3,787   | 2,866    | 2,911    | -3,751  | -2,867  | -7,397    | -7,329    | 1,279 | 2020        |           |
| 3,382   | 2,680    | 5,901    | -2,367  | -1,632  | 2,376     | -6,869    | 1,480 | 2021        |           |
| 3,804   | 4,234    | 9,063    | -2,012  | 419     | -2,556    | -8,853    | 1,377 | 2022        |           |
| -218    | 2,820    | 9,982    | -1,593  | 354     | -1,931    | -7,672    | -748  | 2023        |           |
| 60      | 186      | 806      | -120    | 304     | 321       | -483      | 114   | 4. 2023     |           |
| 276     | 245      | 826      | -114    | 65      | 21        | -663      | -12   | 5           |           |
| 161     | 222      | 771      | 11      | 129     | -265      | -491      | -58   | 6           |           |
| -103    | 417      | 648      | -120    | -271    | -217      | -642      | 10    | 7           |           |
| 57      | 267      | 743      | -169    | -190    | -414      | -876      | -157  | 8           |           |
| -5      | 106      | 672      | -95     | -109    | -83       | -241      | -14   | 9           |           |
| -184    | 322      | 1,127    | -123    | 17      | 72        | -103      | -23   | 10          |           |
| -60     | 250      | 1,145    | 48      | 148     | -77       | -210      | -35   | 11          |           |
| -21     | 40       | 930      | -183    | 369     | -218      | -433      | -196  | 12          |           |
| -504    | -400     | 954      | -400    | -217    | -499      | -372      | -310  | 1. 2024     |           |
| -381    | -273     | 1,046    | -284    | -442    | -514      | -1,411    | -272  | 2           |           |
| 118     | 449      | 1,348    | -492    | -256    | 174       | -776      | -271  | 3           |           |
| 119     | 253      | 1,084    | -310    | 22      | 444       | -452      | -62   | 4           |           |
| 5       | 531      | 920      | -78     | -139    | 384       | -381      | -17   | 5           |           |
| 62      | 420      | 398      | -98     | 20      | 27        | 112       | -70   | 6           |           |
| -95     | 81       | 644      | -128    | -200    | -321      | 187       | -85   | 7           |           |
| -72     | -6       | 324      | -282    | -139    | -222      | -66       | -178  | 8           |           |
| -2      | 324      | 486      | -326    | 33      | -385      | -33       | -244  | 9           |           |
| -4      | 9        | 1        | 9       | 5       | -46       | 16        | -8    | 0 - 4 years |           |
| 15      | 2        | -8       | -10     | 2       | -62       | 15        | 11    | 5 - 9       |           |
| 16      | -9       | 2        | -9      | -10     | -19       | 6         | -13   | 10 - 14     |           |
| 34      | 41       | 14       | -23     | -37     | -27       | -23       | -17   | 15 - 19     |           |
| -37     | -43      | 33       | -112    | -168    | -137      | -312      | -48   | 20 - 24     |           |
| -147    | 5        | 29       | -157    | -63     | -70       | -141      | -69   | 25 - 29     |           |
| -38     | 35       | 24       | -52     | 36      | -80       | 68        | -11   | 30 - 34     |           |
| 10      | 5        | 50       | -41     | 14      | -36       | 24        | -9    | 35 - 39     |           |
| -7      | 25       | 25       | -12     | 3       | -1        | 67        | -17   | 40 - 44     |           |
| 16      | 39       | 35       | 42      | 50      | 3         | 16        | -22   | 45 - 49     |           |
| 26      | 50       | 58       | 20      | 59      | -14       | 97        | -20   | 50 - 54     |           |
| 32      | 42       | 73       | -15     | 68      | 18        | 31        | -11   | 55 - 59     |           |
| 54      | 82       | 65       | 21      | 59      | 65        | 34        | 6     | 60 - 64     |           |
| 23      | 32       | 35       | 19      | 43      | 15        | 30        | -4    | 65 - 69     |           |
| 12      | 6        | 13       | 2       | 10      | 15        | 29        | -4    | 70 - 74     |           |
| 2       | 7        | 22       | -2      | -6      | -10       | 9         | 0     | 75 - 79     |           |
| -9      | -4       | 15       | -6      | -32     | 1         | 1         | -8    | 80 and over |           |

### 3. ( )

:

|         | Seoul   | Busan   | Daegu   | Incheon | Gwangju | Daejeon | Ulsan  | Sejong | Gyeonggi |
|---------|---------|---------|---------|---------|---------|---------|--------|--------|----------|
| 2018    | -47,673 | -12,026 | -6,083  | -88     | -2,674  | -7,267  | -5,660 | 15,659 | 81,357   |
| 2019    | -16,026 | -9,637  | -10,181 | -1,055  | -1,806  | -8,322  | -5,058 | 12,024 | 63,100   |
| 2020    | -23,471 | -4,935  | -6,732  | -7,588  | -3,153  | -5,385  | -7,009 | 6,418  | 80,208   |
| 2021    | -47,521 | -8,169  | -11,335 | 5,584   | -2,721  | -4,346  | -6,653 | 6,969  | 71,215   |
| 2022    | -13,133 | -5,105  | -4,402  | 13,955  | -3,536  | -1,532  | -4,570 | 5,205  | 20,110   |
| 2023    | -10,330 | -4,705  | -1,251  | 17,018  | -4,308  | -1,422  | -3,741 | 1,123  | 22,743   |
| 2023. 4 | -980    | -533    | -137    | 1,046   | -335    | -197    | -294   | 81     | 1,566    |
| 5       | -1,044  | -432    | -50     | 1,080   | -349    | 92      | -436   | 92     | 1,991    |
| 6       | -1,714  | -663    | 14      | 430     | -296    | -7      | -220   | -19    | 3,133    |
| 7       | -1,220  | -499    | -17     | 1,460   | -120    | -103    | -320   | -10    | 1,737    |
| 8       | 57      | -473    | 102     | 1,840   | 0       | -63     | -296   | -112   | 949      |
| 9       | -387    | -397    | -83     | 1,488   | -302    | -10     | -214   | -40    | 800      |
| 10      | -1,990  | -511    | 47      | 1,540   | -420    | -257    | -92    | 53     | 1,792    |
| 11      | -3,027  | -626    | 40      | 1,985   | -284    | -267    | -52    | 28     | 1,755    |
| 12      | -1,651  | -384    | -46     | 2,247   | -715    | -294    | -113   | 108    | 2,013    |
| 2024. 1 | 131     | -247    | -90     | 1,760   | -329    | -302    | -157   | 167    | 2,354    |
| 2       | 2,594   | -124    | -488    | 1,690   | -441    | 146     | -711   | 65     | 2,496    |
| 3       | 267     | -444    | -668    | 1,612   | -563    | 217     | -537   | 95     | 1,689    |
| 4       | -2,421  | -439    | -155    | 1,302   | -338    | -214    | -164   | 67     | 2,967    |
| 5       | -2,504  | -597    | -163    | 803     | -174    | -54     | -263   | 41     | 3,297    |
| 6       | -2,549  | -539    | -42     | 573     | -255    | -157    | -170   | -3     | 3,506    |
| 7       | -2,425  | -723    | 176     | 1,112   | -247    | -257    | -262   | 389    | 3,537    |
| 8       | -1,805  | -689    | -39     | 917     | -332    | 57      | -266   | 241    | 3,263    |
| 9       | -2,098  | -547    | 48      | 917     | -259    | 328     | -224   | -8     | 2,530    |
| 0 - 4   | -255    | -12     | 44      | 30      | 14      | 3       | 9      | -6     | 226      |
| 5 - 9   | -12     | 0       | 34      | -11     | 17      | 10      | -4     | -15    | 27       |
| 10 - 14 | 2       | -11     | 25      | 17      | -1      | 9       | 2      | 12     | -46      |
| 15 - 19 | 336     | 44      | 4       | 198     | 12      | 76      | -34    | -9     | -304     |
| 20 - 24 | 994     | 29      | -88     | 281     | -24     | 140     | -99    | -78    | -20      |
| 25 - 29 | 84      | -118    | -92     | -11     | -90     | -20     | -8     | 45     | 447      |
| 30 - 34 | -632    | -90     | 21      | 38      | -80     | 34      | 11     | 21     | 653      |
| 35 - 39 | -431    | -103    | 39      | 6       | -35     | 35      | -14    | 10     | 370      |
| 40 - 44 | -173    | -50     | 28      | 30      | -6      | 8       | -4     | 8      | 121      |
| 45 - 49 | -223    | -15     | -6      | 45      | -23     | 16      | -18    | 5      | 65       |
| 50 - 54 | -271    | -56     | 5       | 43      | -27     | -15     | -13    | -14    | 95       |
| 55 - 59 | -367    | -27     | -10     | 58      | -31     | -6      | -17    | 1      | 144      |
| 60 - 64 | -393    | -51     | 9       | 36      | -16     | -1      | -34    | 5      | 219      |
| 65 - 69 | -252    | -26     | -12     | 31      | -18     | 3       | -8     | 11     | 92       |
| 70 - 74 | -163    | -46     | 9       | 34      | 16      | 30      | -6     | -9     | 108      |
| 75 - 79 | -99     | -13     | 13      | 39      | 4       | 9       | 2      | -1     | 56       |
| 80      | -243    | -2      | 25      | 53      | 29      | -3      | 11     | 6      | 277      |

## 3. Net Migrants by Province (Cont'd)

|         |          |          |         |         |           |           |       | In person   |
|---------|----------|----------|---------|---------|-----------|-----------|-------|-------------|
| Gangwon | Chungbuk | Chungnam | Jeonbuk | Jeonnam | Gyeongbuk | Gyeongnam | Jeju  |             |
| Female  |          |          |         |         |           |           |       |             |
| -1,982  | 625      | 3,242    | -7,145  | -5,936  | -6,120    | -2,658    | 4,429 | 2018        |
| 417     | -103     | -2,170   | -6,650  | -6,753  | -3,748    | -5,599    | 1,567 | 2019        |
| 1,670   | 588      | -2,170   | -4,743  | -6,887  | -9,581    | -9,329    | 2,099 | 2020        |
| 3,299   | 782      | 2,621    | -3,434  | -2,855  | 961       | -6,834    | 2,437 | 2021        |
| 3,690   | 967      | 5,251    | -3,103  | -764    | -5,110    | -9,694    | 1,771 | 2022        |
| -1,179  | 1,053    | 5,858    | -2,864  | -2,154  | -6,274    | -8,628    | -939  | 2023        |
| 40      | 137      | 471      | -209    | 11      | -222      | -513      | 68    | 4. 2023     |
| -1      | 34       | 328      | -211    | -93     | -283      | -736      | 18    | 5           |
| -69     | 170      | 462      | -238    | -147    | -462      | -345      | -29   | 6           |
| 9       | 206      | 175      | -89     | -334    | -427      | -463      | 15    | 7           |
| -56     | 284      | 476      | -358    | -526    | -753      | -998      | -73   | 8           |
| -197    | 227      | 436      | -234    | -176    | -578      | -285      | -48   | 9           |
| -206    | 187      | 775      | -202    | -228    | -378      | -107      | -3    | 10          |
| 11      | 172      | 764      | 18      | -3      | -252      | -162      | -100  | 11          |
| -55     | -84      | 496      | -305    | 37      | -283      | -729      | -242  | 12          |
| -276    | -432     | 304      | -482    | -236    | -913      | -801      | -451  | 1. 2024     |
| -587    | -469     | 456      | -503    | -818    | -1,117    | -1,915    | -274  | 2           |
| -5      | 197      | 828      | -554    | -628    | -404      | -1,002    | -100  | 3           |
| -59     | 77       | 781      | -216    | -300    | -157      | -614      | -117  | 4           |
| -120    | 351      | 522      | -215    | -388    | 111       | -565      | -82   | 5           |
| 46      | 236      | 412      | -336    | -25     | -338      | -193      | -166  | 6           |
| -5      | -33      | 276      | -369    | -195    | -667      | -278      | -29   | 7           |
| -90     | -31      | 387      | -357    | -257    | -577      | -239      | -183  | 8           |
| -44     | 272      | 232      | -345    | 22      | -501      | -222      | -101  | 9           |
| -17     | 14       | -6       | -11     | -6      | -36       | 10        | -1    | 0 - 4 years |
| -1      | 19       | -8       | -5      | 9       | -50       | 0         | -10   | 5 - 9       |
| 20      | 3        | 10       | -5      | -1      | -21       | -11       | -4    | 10 - 14     |
| -27     | -31      | -14      | -51     | -30     | -53       | -99       | -18   | 15 - 19     |
| -89     | -27      | -89      | -174    | -160    | -165      | -384      | -47   | 20 - 24     |
| -10     | -12      | -3       | -85     | -7      | -89       | -41       | 10    | 25 - 29     |
| -18     | 12       | 27       | -41     | 76      | -57       | 28        | -3    | 30 - 34     |
| 19      | 26       | 20       | -2      | 45      | -30       | 44        | 1     | 35 - 39     |
| 9       | 20       | 44       | -7      | 20      | -44       | 5         | -9    | 40 - 44     |
| 26      | 56       | 16       | 18      | 19      | -11       | 42        | -12   | 45 - 49     |
| 30      | 62       | 52       | 11      | 45      | 12        | 31        | 10    | 50 - 54     |
| 19      | 49       | 72       | -1      | 50      | 21        | 55        | -10   | 55 - 59     |
| 31      | 60       | 62       | 1       | 28      | 12        | 34        | -2    | 60 - 64     |
| 12      | 12       | 43       | 32      | 15      | 29        | 38        | -2    | 65 - 69     |
| -6      | 5        | 2        | -2      | 5       | -8        | 33        | -2    | 70 - 74     |
| -5      | 5        | 9        | -6      | -15     | 8         | -2        | -4    | 75 - 79     |
| -37     | -1       | -5       | -17     | -71     | -19       | -5        | 2     | 80 and over |



## Ⅱ. 노동

Labor

|  |    |
|--|----|
| 1. 경제활동인구 총괄                             | 31 |
| 2. 연령계층별 경제활동인구                          | 34 |
| 3. 연령계층별 비경제활동인구                         | 37 |
| 4. 실업률                                   | 38 |
| 5. 연령계층별 실업률                             | 39 |
| 6. 활동상태별 비경제활동인구                         | 40 |
| 7. 직업별 취업자                               | 42 |
| 8. 산업별 취업자                               | 46 |
| 9. 종사상 지위별 취업자                           | 48 |
| 10. 취업시간별 취업자                            | 50 |
| 11. 성 및 교육정도별 실업자                        | 53 |
| 12. 산업별 상용근로자 월평균 임금 및 근로일수(10인 이상)      | 54 |
| 13. 광업 및 제조업 상용근로자 월평균 임금 및 근로일수(10인 이상) | 56 |
| 14. 노동생산성지수(산업생산기준)                      | 60 |
| 15. 노동생산성지수(부가가치기준)                      | 62 |

## 주요 용어 해설 (Explanation of Terms)

### II-1. 경제활동인구(Economically active population)

- 만 15세 이상 인구 중 조사대상 기간에 상품이나 서비스를 생산하기 위하여 실제로 수입이 있는 일을 한 취업자와 일을 하지 않았으나 그 일을 즉시 하려고 구직활동을 하는 실업자를 합한 인구

### II-1. 취업자(Employed person)

- 수입을 목적으로 일한 사람. 15세 이상 인구 중 조사대상기간에 ① 수입을 목적으로 1시간 이상 일한 사람, ② 같은 가구 내 가구원이 운영하는 사업체나 농장의 수입을 위해 18시간 이상 무급으로 일한 사람(무급가족종사자), ③ 직업이나 사업체를 가지고 있는데도 일시적 병, 사고, 연·휴가, 교육 등의 사유로 일하지 못하였으나 이들 사유가 해소되면 다시 일할 수 있는 사람(일시휴직자)

### II-1. 실업자(Unemployed person)

- 일할 의사와 능력이 있고 구직활동을 하였으나 수입 있는 일을 하지 못한 자. 15세 이상 인구 중 ① 조사대상기간에 수입이 있는 일을 하지 않았고, ② 지난 4주간 적극적으로 구직활동을 하였으며, ③ 조사대상기간에 일이 주어지면 즉시 취업이 가능한 사람

### II-1. 비경제활동인구(Economically inactive population)

- 만 15세 이상 인구 중 조사대상 주간에 취업도 실업도 아닌 상태에 있는 사람

### II-1. 경제활동참가율(Labor force participation rate)

- 만 15세 이상 인구 중 경제활동인구(취업자+실업자)가 차지하는 비율

$$\left( \frac{\text{경제활동인구}}{\text{만15세이상인구}} \right) \times 100$$

### II-1. 고용률(Employment rate)

- 만 15세 이상 인구 중 취업자가 차지하는 비율  $\left( \frac{\text{취업자수}}{\text{15세이상인구}} \right) \times 100$

### II-1. 실업률(Unemployment rate)

- 경제활동인구(취업자+실업자)에서 실업자가 차지하는 비율  $\left( \frac{\text{실업자}}{\text{경제활동인구}} \right) \times 100$

### II-9. 종사상의 지위(Status of worker)

- 취업자가 실제로 일하고 있는 신분 내지 지위상태를 말함. 상용근로자, 임시근로자, 일용근로자, 고용원이 있는 자영업자, 고용원이 없는 자영업자, 무급가족종사자 등으로 구분함



II-9. 자영업자(Self employed)

- 법인화되지 않은 개인사업체를 소유하며 자기의 책임 아래 사업체를 직접 경영하는 자로 법인사업체의 대표자는 자영업자가 아님

II-9. 무급가족종사자(Unpaid family worker)

- 자영업자의 가족이나 친인척(같은 가구 내로 한정하지 않음)으로서 임금을 받지 않고 해당 사업체 정규 근로시간의 3분의 1 이상을 종사하는 사람

II-9. 상용근로자(Regular employee)

- 임금근로자 중 개인, 가구, 사업체와 1년 이상의 고용계약을 맺은 사람 또는 일정한 기간의 고용계약을 하지 않았으나 정해진 채용절차에 따라 입사하여 인사관리규정을 적용받거나 상여금, 퇴직금 등 각종 수혜를 받는 사람

II-9. 임시근로자(Temporary employee)

- 임금근로자 중 고용계약기간이 1개월 이상 1년 미만인 사람 또는 일정한 고용계약을 하지 않았으나 1개월 이상 1년 미만의 기간 동안 사업완료의 필요에 의해 고용된 사람

II-9. 일용근로자(Daily worker)

- 임금근로자중 개인, 가구, 사업체와 1개월 미만의 고용계약을 맺은 사람 또는 일일단위로 고용되어 근로 대가를 일급이나 일당제로 받고 있는 사람

II-12. 임금(Earnings)

- 사용자가 근로의 대가로 근로자에게 임금, 봉급 기타 여하한 명칭으로든지 지급하는 일체의 금품

II-12. 월평균 근로일수(Average monthly days worked)

- 실제 근로일수를 근로자수로 나누어 계산함  
$$\text{총실근로일수} \div \{(\text{전월말근로자수} + \text{당월말근로자수}) \div 2\}$$

II-14. 노동생산성지수(Labor productivity index)

- 노동투입 단위(노동자 또는 노동시간)당 산출량을 의미  
생산성은 생산과정에서 투입되는 자본, 노동 등 요소투입(input)과 산출물(output) 간의 관계를 나타내는 비율로서, 투입요소 한 단위가 산출한 산출물(생산량 또는 부가가치)로 정의됨. 생산성이 향상(증가) 되었다는 것은 동일한 투입으로 더 많은 산출물(생산량 또는 부가가치)을 얻거나, 또는 동일한 산출물(생산량 또는 부가가치)을 보다 적은 투입으로 얻는 것을 의미함



# 1. Summary Table of Economically Active Population

: 1,000

In thousand persons

|             | 15 <sup>1)</sup> Population 15 years and over |                   |        |  |        | 가<br>(%)<br>Labor force<br>participation<br>rate | (%)<br>Employment<br>rate | (%)<br>Unemployment<br>rate |
|-------------|---|-------------------|--------|--|--------|--|---------------------------|-----------------------------|
|             | Economically active population                |                   |        | Economically<br>inactive<br>population |        |  |                           |                             |
|             | Employed person                               | Unemployed person |        |  |        |  |                           |                             |
| Total       |   |                   |        |  |        |  |                           |                             |
| 2019        | 44,504  | 28,186            | 27,123 | 1,063                                  | 16,318 | 63.3   | 60.9                      | 3.8                         |
| 2020        | 44,785  | 28,012            | 26,904 | 1,108                                  | 16,773 | 62.5   | 60.1                      | 4.0                         |
| 2021        | 45,080  | 28,310            | 27,273 | 1,037                                  | 16,770 | 62.8   | 60.5                      | 3.7                         |
| 2022        | 45,260  | 28,922            | 28,089 | 833                                    | 16,339 | 63.9   | 62.1                      | 2.9                         |
| 2023        | 45,407  | 29,203            | 28,416 | 787                                    | 16,204 | 64.3   | 62.6                      | 2.7                         |
| 2023. 3     | 45,367  | 29,063            | 28,223 | 840                                    | 16,304 | 64.1   | 62.2                      | 2.9                         |
| 4           | 45,372  | 29,236            | 28,432 | 804                                    | 16,135 | 64.4   | 62.7                      | 2.8                         |
| 5           | 45,379  | 29,623            | 28,835 | 787                                    | 15,756 | 65.3   | 63.5                      | 2.7                         |
| 6           | 45,383  | 29,618            | 28,812 | 807                                    | 15,765 | 65.3   | 63.5                      | 2.7                         |
| 7           | 45,399  | 29,493            | 28,686 | 807                                    | 15,907 | 65.0   | 63.2                      | 2.7                         |
| 8           | 45,415  | 29,251            | 28,678 | 573                                    | 16,163 | 64.4   | 63.1                      | 2.0                         |
| 9           | 45,431  | 29,359            | 28,698 | 661                                    | 16,071 | 64.6   | 63.2                      | 2.3                         |
| 10          | 45,452  | 29,390            | 28,764 | 627                                    | 16,062 | 64.7   | 63.3                      | 2.1                         |
| 11          | 45,476  | 29,375            | 28,698 | 677                                    | 16,101 | 64.6   | 63.1                      | 2.3                         |
| 12          | 45,505  | 29,037            | 28,093 | 944                                    | 16,468 | 63.8   | 61.7                      | 3.3                         |
| 2024. 1     | 45,514  | 28,815            | 27,743 | 1,072                                  | 16,699 | 63.3   | 61.0                      | 3.7                         |
| 2           | 45,525  | 28,957            | 28,043 | 915                                    | 16,568 | 63.6   | 61.6                      | 3.2                         |
| 3           | 45,529  | 29,288            | 28,396 | 892                                    | 16,242 | 64.3   | 62.4                      | 3.0                         |
| 4           | 45,539  | 29,578            | 28,693 | 885                                    | 15,961 | 65.0   | 63.0                      | 3.0                         |
| 5           | 45,543  | 29,799            | 28,915 | 884                                    | 15,744 | 65.4   | 63.5                      | 3.0                         |
| 6           | 45,550  | 29,764            | 28,907 | 857                                    | 15,786 | 65.3   | 63.5                      | 2.9                         |
| 7           | 45,590  | 29,594            | 28,857 | 737                                    | 15,996 | 64.9   | 63.3                      | 2.5                         |
| 8           | 45,576  | 29,365            | 28,801 | 564                                    | 16,211 | 64.4   | 63.2                      | 1.9                         |
| 9           | 45,590  | 29,464            | 28,842 | 622                                    | 16,125 | 64.6   | 63.3                      | 2.1                         |
| By province |   |                   |        |  |        |  |                           |                             |
| Seoul       | 8,466   | 5,384             | 5,245  | 138                                    | 3,083  | 63.6   | 62.0                      | 2.6                         |
| Busan       | 2,917   | 1,739             | 1,700  | 39                                     | 1,178  | 59.6   | 58.3                      | 2.2                         |
| Daegu       | 2,095   | 1,251             | 1,216  | 35                                     | 844    | 59.7   | 58.0                      | 2.8                         |
| Incheon     | 2,680   | 1,765             | 1,733  | 32                                     | 915    | 65.9   | 64.7                      | 1.8                         |
| Gwangju     | 1,278   | 786               | 768    | 19                                     | 491    | 61.5   | 60.1                      | 2.4                         |
| Daejeon     | 1,302   | 804               | 786    | 17                                     | 499    | 61.7   | 60.4                      | 2.2                         |
| Ulsan       | 957   | 601               | 579    | 22                                     | 356    | 62.8   | 60.5                      | 3.6                         |
| Sejong      | 323   | 217               | 214    | 4                                      | 105    | 67.3   | 66.2                      | 1.8                         |
| Gyeonggi    | 12,091  | 7,992             | 7,828  | 164                                    | 4,099  | 66.1   | 64.7                      | 2.1                         |
| Gangwon     | 1,326   | 883               | 874    | 10                                     | 443    | 66.6   | 65.9                      | 1.1                         |
| Chungbuk    | 1,444   | 973               | 956    | 17                                     | 470    | 67.4   | 66.2                      | 1.7                         |
| Chungnam    | 1,957   | 1,326             | 1,300  | 26                                     | 631    | 67.7   | 66.4                      | 1.9                         |
| Jeonbuk     | 1,547   | 1,013             | 997    | 16                                     | 535    | 65.5   | 64.4                      | 1.6                         |
| Jeonnam     | 1,519   | 1,028             | 1,010  | 18                                     | 491    | 67.7   | 66.5                      | 1.8                         |
| Gyeongbuk   | 2,282   | 1,505             | 1,481  | 24                                     | 777    | 66.0   | 64.9                      | 1.6                         |
| Gyeongnam   | 2,828   | 1,792             | 1,757  | 35                                     | 1,037  | 63.3   | 62.1                      | 1.9                         |
| Jeju        | 577   | 407               | 400    | 7                                      | 170    | 70.5   | 69.3                      | 1.6                         |

: 1) , , ,  
:

Note: 1) Soldiers, auxiliary police, defence corps, prisoners are excluded.  
Source: Statistics Korea.

## 1. ( )

: 1,000

|         | 15 <sup>1)</sup> Population 15 years and over |                   |        |  |        | 가<br>(%)<br>Labor force<br>participation<br>rate | (%)<br>Employment<br>rate | (%)<br>Unemployment<br>rate |
|---------|---|-------------------|--------|--|--------|--|---------------------------|-----------------------------|
|         | Economically active population                |                   |        | Economically<br>inactive<br>population |        |  |                           |                             |
|         | Employed person                               | Unemployed person |        |  |        |  |                           |                             |
| Male    |   |                   |        |  |        |  |                           |                             |
| 2019    | 21,886  | 16,090            | 15,463 | 627                                    | 5,797  | 73.5   | 70.7                      | 3.9                         |
| 2020    | 22,035  | 16,005            | 15,381 | 624                                    | 6,030  | 72.6   | 69.8                      | 3.9                         |
| 2021    | 22,198  | 16,124            | 15,548 | 576                                    | 6,074  | 72.6   | 70.0                      | 3.6                         |
| 2022    | 22,273  | 16,376            | 15,928 | 447                                    | 5,897  | 73.5   | 71.5                      | 2.7                         |
| 2023    | 22,362  | 16,386            | 15,952 | 434                                    | 5,976  | 73.3   | 71.3                      | 2.6                         |
| 2023. 3 | 22,340  | 16,349            | 15,873 | 476                                    | 5,991  | 73.2   | 71.1                      | 2.9                         |
| 4       | 22,342  | 16,402            | 15,942 | 459                                    | 5,940  | 73.4   | 71.4                      | 2.8                         |
| 5       | 22,346  | 16,562            | 16,116 | 447                                    | 5,784  | 74.1   | 72.1                      | 2.7                         |
| 6       | 22,347  | 16,556            | 16,110 | 446                                    | 5,792  | 74.1   | 72.1                      | 2.7                         |
| 7       | 22,357  | 16,500            | 16,044 | 456                                    | 5,857  | 73.8   | 71.8                      | 2.8                         |
| 8       | 22,364  | 16,392            | 16,073 | 319                                    | 5,972  | 73.3   | 71.9                      | 1.9                         |
| 9       | 22,372  | 16,458            | 16,084 | 374                                    | 5,914  | 73.6   | 71.9                      | 2.3                         |
| 10      | 22,386  | 16,472            | 16,096 | 376                                    | 5,914  | 73.6   | 71.9                      | 2.3                         |
| 11      | 22,403  | 16,449            | 16,055 | 393                                    | 5,954  | 73.4   | 71.7                      | 2.4                         |
| 12      | 22,424  | 16,308            | 15,831 | 477                                    | 6,116  | 72.7   | 70.6                      | 2.9                         |
| 2024. 1 | 22,429  | 16,195            | 15,651 | 544                                    | 6,234  | 72.2   | 69.8                      | 3.4                         |
| 2       | 22,435  | 16,237            | 15,741 | 497                                    | 6,198  | 72.4   | 70.2                      | 3.1                         |
| 3       | 22,436  | 16,377            | 15,866 | 511                                    | 6,058  | 73.0   | 70.7                      | 3.1                         |
| 4       | 22,440  | 16,469            | 15,962 | 507                                    | 5,972  | 73.4   | 71.1                      | 3.1                         |
| 5       | 22,440  | 16,593            | 16,071 | 522                                    | 5,847  | 73.9   | 71.6                      | 3.1                         |
| 6       | 22,442  | 16,555            | 16,066 | 490                                    | 5,887  | 73.8   | 71.6                      | 3.0                         |
| 7       | 22,477  | 16,433            | 16,015 | 418                                    | 6,044  | 73.1   | 71.3                      | 2.5                         |
| 8       | 22,458  | 16,322            | 16,003 | 319                                    | 6,136  | 72.7   | 71.3                      | 2.0                         |
| 9       | 22,466  | 16,348            | 16,001 | 348                                    | 6,118  | 72.8   | 71.2                      | 2.1                         |
| Female  |   |                   |        |  |        |  |                           |                             |
| 2019    | 22,618  | 12,097            | 11,660 | 437                                    | 10,521 | 53.5   | 51.6                      | 3.6                         |
| 2020    | 22,750  | 12,007            | 11,523 | 484                                    | 10,743 | 52.8   | 50.7                      | 4.0                         |
| 2021    | 22,882  | 12,186            | 11,725 | 461                                    | 10,696 | 53.3   | 51.2                      | 3.8                         |
| 2022    | 22,988  | 12,546            | 12,161 | 385                                    | 10,442 | 54.6   | 52.9                      | 3.1                         |
| 2023    | 23,045  | 12,817            | 12,464 | 353                                    | 10,228 | 55.6   | 54.1                      | 2.8                         |
| 2023. 3 | 23,027  | 12,714            | 12,350 | 364                                    | 10,313 | 55.2   | 53.6                      | 2.9                         |
| 4       | 23,030  | 12,835            | 12,490 | 345                                    | 10,195 | 55.7   | 54.2                      | 2.7                         |
| 5       | 23,033  | 13,060            | 12,720 | 341                                    | 9,973  | 56.7   | 55.2                      | 2.6                         |
| 6       | 23,036  | 13,063            | 12,702 | 361                                    | 9,973  | 56.7   | 55.1                      | 2.8                         |
| 7       | 23,043  | 12,993            | 12,642 | 351                                    | 10,050 | 56.4   | 54.9                      | 2.7                         |
| 8       | 23,051  | 12,859            | 12,605 | 254                                    | 10,192 | 55.8   | 54.7                      | 2.0                         |
| 9       | 23,058  | 12,901            | 12,614 | 287                                    | 10,157 | 56.0   | 54.7                      | 2.2                         |
| 10      | 23,066  | 12,918            | 12,668 | 250                                    | 10,148 | 56.0   | 54.9                      | 1.9                         |
| 11      | 23,073  | 12,926            | 12,643 | 283                                    | 10,147 | 56.0   | 54.8                      | 2.2                         |
| 12      | 23,081  | 12,728            | 12,262 | 467                                    | 10,352 | 55.1   | 53.1                      | 3.7                         |
| 2024. 1 | 23,085  | 12,620            | 12,092 | 528                                    | 10,464 | 54.7   | 52.4                      | 4.2                         |
| 2       | 23,090  | 12,720            | 12,302 | 418                                    | 10,370 | 55.1   | 53.3                      | 3.3                         |
| 3       | 23,094  | 12,910            | 12,530 | 381                                    | 10,183 | 55.9   | 54.3                      | 2.9                         |
| 4       | 23,099  | 13,110            | 12,732 | 378                                    | 9,989  | 56.8   | 55.1                      | 2.9                         |
| 5       | 23,103  | 13,206            | 12,844 | 362                                    | 9,897  | 57.2   | 55.6                      | 2.7                         |
| 6       | 23,108  | 13,209            | 12,842 | 367                                    | 9,899  | 57.2   | 55.6                      | 2.8                         |
| 7       | 23,113  | 13,161            | 12,842 | 319                                    | 9,952  | 56.9   | 55.6                      | 2.4                         |
| 8       | 23,118  | 13,043            | 12,798 | 246                                    | 10,075 | 56.4   | 55.4                      | 1.9                         |
| 9       | 23,123  | 13,116            | 12,842 | 274                                    | 10,007 | 56.7   | 55.5                      | 2.1                         |

### 1. Summary Table of Economically Active Population (Cont'd)

In thousand persons

| 15 <sup>1)</sup> Population 15 years and over |                   |        |  | 가<br>(%)<br>Labor force<br>participation<br>rate | (%)<br>Employment<br>rate | (%)<br>Unemployment<br>rate |     |         |
|---|-------------------|--------|--|--|---------------------------|-----------------------------|-----|---------|
| Economically active population                |                   |        | Economically<br>inactive<br>population |  |                           |                             |     |         |
| Employed person                               | Unemployed person |        |  |  |                           |                             |     |         |
| 가   |                   |        |  | Farm households                                  |                           |                             |     |         |
| 2,226   | 1,717             | 1,698  | 20                                     | 509  | 77.1                      | 76.3                        | 1.2 | 2019    |
| 2,292   | 1,758             | 1,733  | 25                                     | 535  | 76.7                      | 75.6                        | 1.4 | 2020    |
| 2,326   | 1,795             | 1,772  | 23                                     | 531  | 77.2                      | 76.2                        | 1.3 | 2021    |
| 2,275   | 1,794             | 1,779  | 15                                     | 481  | 78.9                      | 78.2                        | 0.8 | 2022    |
| 2,346   | 1,849             | 1,835  | 13                                     | 497  | 78.8                      | 78.2                        | 0.7 | 2023    |
| 2,309   | 1,779             | 1,764  | 15                                     | 530  | 77.0                      | 76.4                        | 0.8 | 3. 2023 |
| 2,374   | 1,920             | 1,909  | 11                                     | 454  | 80.9                      | 80.4                        | 0.5 | 4       |
| 2,407   | 1,988             | 1,979  | 8                                      | 420  | 82.6                      | 82.2                        | 0.4 | 5       |
| 2,403   | 1,990             | 1,979  | 11                                     | 413  | 82.8                      | 82.4                        | 0.5 | 6       |
| 2,385   | 1,950             | 1,940  | 9                                      | 436  | 81.7                      | 81.4                        | 0.5 | 7       |
| 2,391   | 1,965             | 1,960  | 5                                      | 426  | 82.2                      | 82.0                        | 0.3 | 8       |
| 2,372   | 1,961             | 1,953  | 8                                      | 411  | 82.7                      | 82.3                        | 0.4 | 9       |
| 2,345   | 1,950             | 1,946  | 4                                      | 394  | 83.2                      | 83.0                        | 0.2 | 10      |
| 2,338   | 1,893             | 1,887  | 6                                      | 445  | 81.0                      | 80.7                        | 0.3 | 11      |
| 2,329   | 1,660             | 1,628  | 32                                     | 669  | 71.3                      | 69.9                        | 1.9 | 12      |
| 2,349   | 1,604             | 1,570  | 34                                     | 745  | 68.3                      | 66.8                        | 2.1 | 1. 2024 |
| 2,332   | 1,601             | 1,586  | 14                                     | 731  | 68.6                      | 68.0                        | 0.9 | 2       |
| 2,324   | 1,766             | 1,759  | 7                                      | 558  | 76.0                      | 75.7                        | 0.4 | 3       |
| 2,333   | 1,908             | 1,897  | 11                                     | 425  | 81.8                      | 81.3                        | 0.6 | 4       |
| 2,344   | 1,944             | 1,935  | 9                                      | 400  | 82.9                      | 82.6                        | 0.4 | 5       |
| 2,295   | 1,928             | 1,921  | 7                                      | 367  | 84.0                      | 83.7                        | 0.4 | 6       |
| 2,280   | 1,890             | 1,878  | 13                                     | 390  | 82.9                      | 82.3                        | 0.7 | 7       |
| 2,254   | 1,865             | 1,858  | 8                                      | 389  | 82.7                      | 82.4                        | 0.4 | 8       |
| 2,254   | 1,879             | 1,872  | 7                                      | 375  | 83.4                      | 83.1                        | 0.4 | 9       |
| 가   |                   |        |  | Non- Farm households                             |                           |                             |     |         |
| 42,278  | 26,469            | 25,425 | 1,044                                  | 15,809   | 62.6                      | 60.1                        | 3.9 | 2019    |
| 42,493  | 26,255            | 25,171 | 1,083                                  | 16,238   | 61.8                      | 59.2                        | 4.1 | 2020    |
| 42,755  | 26,515            | 25,501 | 1,015                                  | 16,239   | 62.0                      | 59.6                        | 3.8 | 2021    |
| 42,985  | 27,128            | 26,310 | 818                                    | 15,858   | 63.1                      | 61.2                        | 3.0 | 2022    |
| 43,061  | 27,355            | 26,581 | 773                                    | 15,707   | 63.5                      | 61.7                        | 2.8 | 2023    |
| 43,058  | 27,284            | 26,459 | 825                                    | 15,774   | 63.4                      | 61.5                        | 3.0 | 3. 2023 |
| 42,998  | 27,317            | 26,523 | 794                                    | 15,681   | 63.5                      | 61.7                        | 2.9 | 4       |
| 42,972  | 27,635            | 26,856 | 779                                    | 15,337   | 64.3                      | 62.5                        | 2.8 | 5       |
| 42,981  | 27,628            | 26,833 | 796                                    | 15,352   | 64.3                      | 62.4                        | 2.9 | 6       |
| 43,014  | 27,543            | 26,745 | 798                                    | 15,471   | 64.0                      | 62.2                        | 2.9 | 7       |
| 43,024  | 27,286            | 26,718 | 568                                    | 15,737   | 63.4                      | 62.1                        | 2.1 | 8       |
| 43,059  | 27,398            | 26,745 | 654                                    | 15,660   | 63.6                      | 62.1                        | 2.4 | 9       |
| 43,107  | 27,440            | 26,818 | 622                                    | 15,668   | 63.7                      | 62.2                        | 2.3 | 10      |
| 43,138  | 27,482            | 26,812 | 670                                    | 15,657   | 63.7                      | 62.2                        | 2.4 | 11      |
| 43,176  | 27,377            | 26,465 | 912                                    | 15,799   | 63.4                      | 61.3                        | 3.3 | 12      |
| 43,164  | 27,211            | 26,173 | 1,038                                  | 15,954   | 63.0                      | 60.6                        | 3.8 | 1. 2024 |
| 43,194  | 27,357            | 26,457 | 900                                    | 15,837   | 63.3                      | 61.3                        | 3.3 | 2       |
| 43,205  | 27,522            | 26,637 | 885                                    | 15,684   | 63.7                      | 61.7                        | 3.2 | 3       |
| 43,206  | 27,670            | 26,797 | 874                                    | 15,535   | 64.0                      | 62.0                        | 3.2 | 4       |
| 43,199  | 27,855            | 26,980 | 876                                    | 15,344   | 64.5                      | 62.5                        | 3.1 | 5       |
| 43,256  | 27,836            | 26,986 | 850                                    | 15,420   | 64.4                      | 62.4                        | 3.1 | 6       |
| 43,309  | 27,704            | 26,980 | 724                                    | 15,606   | 64.0                      | 62.3                        | 2.6 | 7       |
| 43,322  | 27,500            | 26,943 | 557                                    | 15,822   | 63.5                      | 62.2                        | 2.0 | 8       |
| 43,336  | 27,585            | 26,970 | 615                                    | 15,750   | 63.7                      | 62.2                        | 2.2 | 9       |

## 2.

: 1,000

|                   | Total  | 15-19<br>Years old | 20-24<br>Years old | 25-29<br>Years old | 30-34<br>Years old | 35-39<br>Years old | 40-44<br>Years old | 45-49<br>Years old | 50-54<br>Years old | 55-59<br>Years old | 60<br>Years old<br>and over |
|-------------------|--------|--------------------|--------------------|--------------------|--------------------|--------------------|--------------------|--------------------|--------------------|--------------------|-----------------------------|
| Total             |        |                    |                    |                    |                    |                    |                    |                    |                    |                    |                             |
| 2019              | 28,186 | 217                | 1,424              | 2,690              | 2,601              | 3,118              | 3,040              | 3,616              | 3,411              | 3,201              | 4,867                       |
| 2020              | 28,012 | 178                | 1,323              | 2,632              | 2,600              | 2,958              | 3,021              | 3,488              | 3,402              | 3,146              | 5,264                       |
| 2021              | 28,310 | 188                | 1,331              | 2,684              | 2,626              | 2,808              | 3,089              | 3,374              | 3,500              | 3,092              | 5,618                       |
| 2022              | 28,922 | 191                | 1,352              | 2,726              | 2,731              | 2,721              | 3,180              | 3,262              | 3,592              | 3,140              | 6,027                       |
| 2023              | 29,203 | 172                | 1,276              | 2,694              | 2,836              | 2,664              | 3,209              | 3,172              | 3,621              | 3,173              | 6,387                       |
| 2024.             |        |                    |                    |                    |                    |                    |                    |                    |                    |                    |                             |
| 1                 | 28,815 | 162                | 1,235              | 2,676              | 2,887              | 2,640              | 3,192              | 3,109              | 3,578              | 3,177              | 6,160                       |
| 2                 | 28,957 | 157                | 1,234              | 2,665              | 2,914              | 2,630              | 3,193              | 3,098              | 3,572              | 3,209              | 6,285                       |
| 3                 | 29,288 | 150                | 1,223              | 2,666              | 2,923              | 2,652              | 3,206              | 3,104              | 3,601              | 3,241              | 6,521                       |
| 4                 | 29,578 | 152                | 1,256              | 2,663              | 2,950              | 2,651              | 3,224              | 3,118              | 3,603              | 3,237              | 6,726                       |
| 5                 | 29,799 | 180                | 1,245              | 2,682              | 2,948              | 2,656              | 3,217              | 3,126              | 3,599              | 3,301              | 6,844                       |
| 6                 | 29,764 | 169                | 1,215              | 2,665              | 2,959              | 2,663              | 3,231              | 3,126              | 3,586              | 3,298              | 6,853                       |
| 7                 | 29,594 | 176                | 1,207              | 2,631              | 2,951              | 2,679              | 3,194              | 3,103              | 3,556              | 3,285              | 6,812                       |
| 8                 | 29,365 | 171                | 1,178              | 2,603              | 2,938              | 2,659              | 3,164              | 3,105              | 3,529              | 3,267              | 6,751                       |
| 9                 | 29,464 | 148                | 1,144              | 2,618              | 2,928              | 2,667              | 3,160              | 3,124              | 3,540              | 3,277              | 6,858                       |
| Employed person   |        |                    |                    |                    |                    |                    |                    |                    |                    |                    |                             |
| 2019              | 27,123 | 198                | 1,272              | 2,475              | 2,493              | 3,037              | 2,969              | 3,535              | 3,325              | 3,119              | 4,701                       |
| 2020              | 26,904 | 162                | 1,181              | 2,420              | 2,495              | 2,869              | 2,938              | 3,408              | 3,308              | 3,049              | 5,076                       |
| 2021              | 27,273 | 171                | 1,218              | 2,488              | 2,524              | 2,733              | 3,013              | 3,297              | 3,420              | 3,001              | 5,406                       |
| 2022              | 28,089 | 179                | 1,255              | 2,563              | 2,644              | 2,659              | 3,115              | 3,199              | 3,537              | 3,081              | 5,858                       |
| 2023              | 28,416 | 163                | 1,202              | 2,534              | 2,754              | 2,602              | 3,149              | 3,111              | 3,564              | 3,114              | 6,223                       |
| 2024.             |        |                    |                    |                    |                    |                    |                    |                    |                    |                    |                             |
| 1                 | 27,743 | 149                | 1,152              | 2,527              | 2,797              | 2,573              | 3,131              | 3,033              | 3,517              | 3,110              | 5,754                       |
| 2                 | 28,043 | 140                | 1,144              | 2,508              | 2,809              | 2,563              | 3,126              | 3,032              | 3,509              | 3,142              | 6,069                       |
| 3                 | 28,396 | 135                | 1,122              | 2,519              | 2,812              | 2,583              | 3,136              | 3,034              | 3,531              | 3,158              | 6,367                       |
| 4                 | 28,693 | 139                | 1,145              | 2,509              | 2,852              | 2,592              | 3,149              | 3,054              | 3,533              | 3,156              | 6,566                       |
| 5                 | 28,915 | 166                | 1,161              | 2,504              | 2,849              | 2,592              | 3,137              | 3,064              | 3,545              | 3,218              | 6,679                       |
| 6                 | 28,907 | 156                | 1,141              | 2,501              | 2,851              | 2,596              | 3,151              | 3,056              | 3,541              | 3,221              | 6,694                       |
| 7                 | 28,857 | 162                | 1,142              | 2,487              | 2,855              | 2,617              | 3,130              | 3,056              | 3,516              | 3,225              | 6,667                       |
| 8                 | 28,801 | 161                | 1,128              | 2,501              | 2,847              | 2,614              | 3,118              | 3,069              | 3,492              | 3,221              | 6,650                       |
| 9                 | 28,842 | 142                | 1,095              | 2,474              | 2,853              | 2,620              | 3,118              | 3,073              | 3,493              | 3,227              | 6,749                       |
| Unemployed person |        |                    |                    |                    |                    |                    |                    |                    |                    |                    |                             |
| 2019              | 1,063  | 19                 | 153                | 215                | 108                | 82                 | 72                 | 81                 | 86                 | 83                 | 167                         |
| 2020              | 1,108  | 16                 | 142                | 213                | 105                | 89                 | 83                 | 81                 | 94                 | 97                 | 188                         |
| 2021              | 1,037  | 16                 | 113                | 197                | 102                | 75                 | 76                 | 77                 | 80                 | 90                 | 212                         |
| 2022              | 833    | 12                 | 97                 | 164                | 87                 | 62                 | 66                 | 63                 | 55                 | 59                 | 169                         |
| 2023              | 787    | 9                  | 74                 | 159                | 82                 | 61                 | 59                 | 62                 | 57                 | 59                 | 164                         |
| 2024.             |        |                    |                    |                    |                    |                    |                    |                    |                    |                    |                             |
| 1                 | 1,072  | 13                 | 83                 | 150                | 90                 | 67                 | 60                 | 76                 | 61                 | 67                 | 406                         |
| 2                 | 915    | 18                 | 89                 | 157                | 105                | 67                 | 67                 | 66                 | 64                 | 67                 | 216                         |
| 3                 | 892    | 16                 | 101                | 147                | 111                | 69                 | 70                 | 70                 | 71                 | 83                 | 154                         |
| 4                 | 885    | 13                 | 111                | 154                | 98                 | 60                 | 75                 | 64                 | 70                 | 81                 | 160                         |
| 5                 | 884    | 14                 | 84                 | 178                | 99                 | 64                 | 80                 | 63                 | 55                 | 83                 | 165                         |
| 6                 | 857    | 13                 | 74                 | 164                | 108                | 67                 | 80                 | 70                 | 45                 | 76                 | 160                         |
| 7                 | 737    | 14                 | 65                 | 144                | 96                 | 61                 | 64                 | 48                 | 40                 | 60                 | 145                         |
| 8                 | 564    | 11                 | 49                 | 103                | 91                 | 45                 | 45                 | 36                 | 38                 | 46                 | 101                         |
| 9                 | 622    | 6                  | 49                 | 144                | 75                 | 47                 | 42                 | 52                 | 47                 | 50                 | 110                         |

## 2. Economically Active Population by Age Group

In thousand persons

|                   | 15-19     | 20-24     | 25-29     | 30-34     | 35-39     | 40-44     | 45-49     | 50-54     | 55-59     | 60                 |         |
|-------------------|-----------|-----------|-----------|-----------|-----------|-----------|-----------|-----------|-----------|--------------------|---------|
| Total             | Years old | Years old | Years old | Years old | Years old | Years old | Years old | Years old | Years old | Years old and over |         |
| Male              |           |           |           |           |           |           |           |           |           |                    |         |
| 16,090            | 102       | 591       | 1,435     | 1,555     | 1,922     | 1,831     | 2,100     | 1,930     | 1,851     | 2,772              | 2019    |
| 16,005            | 81        | 545       | 1,401     | 1,550     | 1,831     | 1,821     | 2,037     | 1,941     | 1,831     | 2,969              | 2020    |
| 16,124            | 80        | 538       | 1,403     | 1,554     | 1,756     | 1,870     | 1,962     | 1,986     | 1,797     | 3,178              | 2021    |
| 16,376            | 79        | 552       | 1,404     | 1,599     | 1,678     | 1,902     | 1,905     | 2,033     | 1,798     | 3,426              | 2022    |
| 16,386            | 72        | 526       | 1,387     | 1,641     | 1,597     | 1,905     | 1,841     | 2,049     | 1,784     | 3,585              | 2023    |
| 16,195            | 62        | 505       | 1,377     | 1,647     | 1,568     | 1,903     | 1,805     | 2,048     | 1,790     | 3,490              | 1. 2024 |
| 16,237            | 61        | 497       | 1,371     | 1,659     | 1,563     | 1,902     | 1,793     | 2,038     | 1,813     | 3,540              | 2       |
| 16,377            | 61        | 486       | 1,373     | 1,666     | 1,577     | 1,899     | 1,804     | 2,039     | 1,830     | 3,643              | 3       |
| 16,469            | 62        | 504       | 1,377     | 1,674     | 1,563     | 1,908     | 1,796     | 2,038     | 1,830     | 3,718              | 4       |
| 16,593            | 78        | 500       | 1,396     | 1,682     | 1,560     | 1,906     | 1,807     | 2,038     | 1,859     | 3,768              | 5       |
| 16,555            | 74        | 491       | 1,386     | 1,691     | 1,561     | 1,908     | 1,800     | 2,025     | 1,868     | 3,750              | 6       |
| 16,433            | 71        | 502       | 1,360     | 1,696     | 1,560     | 1,892     | 1,783     | 2,009     | 1,851     | 3,709              | 7       |
| 16,322            | 75        | 488       | 1,329     | 1,684     | 1,552     | 1,888     | 1,785     | 1,999     | 1,843     | 3,680              | 8       |
| 16,348            | 58        | 454       | 1,339     | 1,686     | 1,542     | 1,878     | 1,790     | 2,010     | 1,844     | 3,749              | 9       |
| Employed person   |           |           |           |           |           |           |           |           |           |                    |         |
| 15,463            | 91        | 525       | 1,305     | 1,487     | 1,875     | 1,787     | 2,051     | 1,879     | 1,796     | 2,666              | 2019    |
| 15,381            | 72        | 484       | 1,269     | 1,494     | 1,779     | 1,775     | 1,987     | 1,893     | 1,770     | 2,858              | 2020    |
| 15,548            | 72        | 487       | 1,285     | 1,498     | 1,713     | 1,828     | 1,918     | 1,944     | 1,743     | 3,059              | 2021    |
| 15,928            | 73        | 510       | 1,313     | 1,553     | 1,643     | 1,866     | 1,877     | 2,003     | 1,760     | 3,330              | 2022    |
| 15,952            | 67        | 492       | 1,294     | 1,593     | 1,565     | 1,872     | 1,804     | 2,022     | 1,751     | 3,492              | 2023    |
| 15,651            | 56        | 471       | 1,284     | 1,594     | 1,537     | 1,868     | 1,761     | 2,014     | 1,746     | 3,320              | 1. 2024 |
| 15,741            | 53        | 466       | 1,280     | 1,597     | 1,530     | 1,868     | 1,757     | 2,005     | 1,771     | 3,416              | 2       |
| 15,866            | 53        | 451       | 1,280     | 1,602     | 1,531     | 1,862     | 1,761     | 2,000     | 1,780     | 3,548              | 3       |
| 15,962            | 54        | 467       | 1,282     | 1,623     | 1,528     | 1,865     | 1,759     | 1,998     | 1,773     | 3,615              | 4       |
| 16,071            | 69        | 471       | 1,286     | 1,627     | 1,523     | 1,856     | 1,769     | 2,005     | 1,808     | 3,658              | 5       |
| 16,066            | 66        | 467       | 1,288     | 1,633     | 1,524     | 1,858     | 1,763     | 2,003     | 1,817     | 3,647              | 6       |
| 16,015            | 64        | 479       | 1,273     | 1,637     | 1,528     | 1,857     | 1,762     | 1,988     | 1,813     | 3,616              | 7       |
| 16,003            | 68        | 471       | 1,277     | 1,628     | 1,528     | 1,863     | 1,764     | 1,977     | 1,813     | 3,614              | 8       |
| 16,001            | 57        | 441       | 1,266     | 1,635     | 1,515     | 1,857     | 1,757     | 1,986     | 1,813     | 3,673              | 9       |
| Unemployed person |           |           |           |           |           |           |           |           |           |                    |         |
| 627               | 11        | 66        | 130       | 68        | 47        | 44        | 49        | 51        | 55        | 106                | 2019    |
| 624               | 9         | 61        | 131       | 57        | 52        | 46        | 50        | 47        | 61        | 110                | 2020    |
| 576               | 8         | 52        | 118       | 56        | 43        | 42        | 43        | 42        | 55        | 119                | 2021    |
| 447               | 5         | 43        | 91        | 46        | 35        | 36        | 28        | 31        | 38        | 96                 | 2022    |
| 434               | 5         | 33        | 93        | 48        | 32        | 32        | 37        | 28        | 33        | 93                 | 2023    |
| 544               | 6         | 34        | 93        | 53        | 31        | 35        | 44        | 34        | 44        | 169                | 1. 2024 |
| 497               | 7         | 32        | 91        | 63        | 33        | 34        | 36        | 34        | 42        | 125                | 2       |
| 511               | 8         | 35        | 93        | 64        | 46        | 38        | 43        | 40        | 50        | 95                 | 3       |
| 507               | 8         | 37        | 95        | 52        | 34        | 43        | 37        | 40        | 57        | 103                | 4       |
| 522               | 9         | 29        | 110       | 55        | 37        | 50        | 38        | 33        | 52        | 110                | 5       |
| 490               | 8         | 24        | 98        | 59        | 37        | 51        | 37        | 22        | 51        | 103                | 6       |
| 418               | 8         | 23        | 87        | 59        | 32        | 36        | 22        | 21        | 38        | 93                 | 7       |
| 319               | 6         | 17        | 52        | 56        | 24        | 25        | 21        | 22        | 30        | 66                 | 8       |
| 348               | 1         | 13        | 72        | 51        | 27        | 20        | 33        | 24        | 31        | 77                 | 9       |

Source: Statistics Korea.

## 2. ( ) Economically Active Population by Age Group (Cont'd)

: 1,000

In thousand persons

|                   | Total  | 15-19     | 20-24     | 25-29     | 30-34     | 35-39     | 40-44     | 45-49     | 50-54     | 55-59     | 60                 |
|-------------------|--------|-----------|-----------|-----------|-----------|-----------|-----------|-----------|-----------|-----------|--------------------|
|                   |        | Years old | Years old | Years old | Years old | Years old | Years old | Years old | Years old | Years old | Years old and over |
| Female            |        |           |           |           |           |           |           |           |           |           |                    |
| 2019              | 12,097 | 115       | 833       | 1,255     | 1,046     | 1,196     | 1,209     | 1,516     | 1,481     | 1,350     | 2,095              |
| 2020              | 12,007 | 97        | 778       | 1,232     | 1,050     | 1,127     | 1,201     | 1,451     | 1,461     | 1,315     | 2,295              |
| 2021              | 12,186 | 107       | 793       | 1,281     | 1,072     | 1,052     | 1,219     | 1,412     | 1,515     | 1,295     | 2,441              |
| 2022              | 12,546 | 113       | 800       | 1,322     | 1,132     | 1,043     | 1,279     | 1,357     | 1,559     | 1,342     | 2,601              |
| 2023              | 12,817 | 100       | 751       | 1,306     | 1,196     | 1,067     | 1,304     | 1,331     | 1,571     | 1,389     | 2,802              |
| 2024.             |        |           |           |           |           |           |           |           |           |           |                    |
| 1                 | 12,620 | 100       | 730       | 1,300     | 1,240     | 1,072     | 1,288     | 1,304     | 1,530     | 1,387     | 2,671              |
| 2                 | 12,720 | 97        | 736       | 1,294     | 1,255     | 1,067     | 1,291     | 1,305     | 1,534     | 1,396     | 2,745              |
| 3                 | 12,910 | 89        | 737       | 1,293     | 1,258     | 1,076     | 1,307     | 1,300     | 1,562     | 1,411     | 2,878              |
| 4                 | 13,110 | 90        | 752       | 1,286     | 1,276     | 1,088     | 1,316     | 1,322     | 1,565     | 1,407     | 3,008              |
| 5                 | 13,206 | 102       | 745       | 1,286     | 1,266     | 1,096     | 1,311     | 1,319     | 1,562     | 1,442     | 3,076              |
| 6                 | 13,209 | 95        | 724       | 1,279     | 1,268     | 1,102     | 1,322     | 1,326     | 1,561     | 1,429     | 3,104              |
| 7                 | 13,161 | 104       | 706       | 1,271     | 1,255     | 1,119     | 1,302     | 1,320     | 1,547     | 1,435     | 3,103              |
| 8                 | 13,043 | 96        | 690       | 1,275     | 1,254     | 1,107     | 1,276     | 1,321     | 1,531     | 1,424     | 3,071              |
| 9                 | 13,116 | 90        | 690       | 1,280     | 1,242     | 1,125     | 1,283     | 1,335     | 1,530     | 1,433     | 3,109              |
| Employed person   |        |           |           |           |           |           |           |           |           |           |                    |
| 2019              | 11,660 | 107       | 747       | 1,170     | 1,006     | 1,161     | 1,181     | 1,484     | 1,446     | 1,323     | 2,034              |
| 2020              | 11,523 | 90        | 697       | 1,150     | 1,002     | 1,090     | 1,163     | 1,421     | 1,415     | 1,279     | 2,218              |
| 2021              | 11,725 | 99        | 732       | 1,202     | 1,026     | 1,020     | 1,185     | 1,379     | 1,477     | 1,259     | 2,347              |
| 2022              | 12,161 | 105       | 746       | 1,250     | 1,091     | 1,016     | 1,249     | 1,322     | 1,534     | 1,322     | 2,527              |
| 2023              | 12,464 | 96        | 710       | 1,240     | 1,162     | 1,038     | 1,277     | 1,306     | 1,542     | 1,363     | 2,732              |
| 2024.             |        |           |           |           |           |           |           |           |           |           |                    |
| 1                 | 12,092 | 93        | 681       | 1,243     | 1,203     | 1,036     | 1,263     | 1,272     | 1,503     | 1,364     | 2,434              |
| 2                 | 12,302 | 86        | 679       | 1,228     | 1,212     | 1,034     | 1,258     | 1,276     | 1,504     | 1,371     | 2,653              |
| 3                 | 12,530 | 82        | 672       | 1,239     | 1,210     | 1,052     | 1,274     | 1,272     | 1,531     | 1,378     | 2,819              |
| 4                 | 12,732 | 85        | 678       | 1,227     | 1,230     | 1,063     | 1,284     | 1,295     | 1,535     | 1,383     | 2,951              |
| 5                 | 12,844 | 98        | 691       | 1,218     | 1,222     | 1,070     | 1,281     | 1,295     | 1,540     | 1,410     | 3,021              |
| 6                 | 12,842 | 90        | 675       | 1,213     | 1,219     | 1,072     | 1,293     | 1,293     | 1,538     | 1,404     | 3,047              |
| 7                 | 12,842 | 98        | 663       | 1,214     | 1,219     | 1,089     | 1,274     | 1,294     | 1,528     | 1,413     | 3,050              |
| 8                 | 12,798 | 92        | 657       | 1,224     | 1,219     | 1,086     | 1,255     | 1,305     | 1,515     | 1,408     | 3,037              |
| 9                 | 12,842 | 85        | 654       | 1,208     | 1,218     | 1,105     | 1,261     | 1,316     | 1,507     | 1,414     | 3,076              |
| Unemployed person |        |           |           |           |           |           |           |           |           |           |                    |
| 2019              | 437    | 8         | 87        | 85        | 40        | 35        | 28        | 32        | 35        | 27        | 61                 |
| 2020              | 484    | 7         | 82        | 82        | 49        | 37        | 38        | 30        | 47        | 36        | 78                 |
| 2021              | 461    | 9         | 61        | 79        | 47        | 32        | 33        | 33        | 38        | 36        | 93                 |
| 2022              | 385    | 7         | 54        | 72        | 41        | 28        | 30        | 35        | 24        | 20        | 74                 |
| 2023              | 353    | 5         | 41        | 66        | 34        | 29        | 27        | 25        | 29        | 26        | 71                 |
| 2024.             |        |           |           |           |           |           |           |           |           |           |                    |
| 1                 | 528    | 7         | 49        | 57        | 37        | 35        | 25        | 32        | 27        | 23        | 237                |
| 2                 | 418    | 10        | 58        | 66        | 43        | 34        | 32        | 29        | 30        | 25        | 92                 |
| 3                 | 381    | 7         | 66        | 54        | 47        | 23        | 33        | 28        | 31        | 33        | 59                 |
| 4                 | 378    | 5         | 74        | 59        | 46        | 25        | 31        | 27        | 30        | 24        | 57                 |
| 5                 | 362    | 5         | 55        | 68        | 44        | 27        | 30        | 25        | 22        | 31        | 56                 |
| 6                 | 367    | 5         | 50        | 66        | 49        | 30        | 29        | 33        | 23        | 25        | 57                 |
| 7                 | 319    | 6         | 42        | 57        | 37        | 29        | 28        | 26        | 19        | 22        | 53                 |
| 8                 | 246    | 4         | 33        | 51        | 34        | 21        | 21        | 16        | 16        | 17        | 35                 |
| 9                 | 274    | 6         | 36        | 72        | 24        | 20        | 22        | 19        | 23        | 19        | 33                 |



### 3. Economically Inactive Population by Age Group

: 1,000

In thousand persons

|               | Total  | 15-19     | 20-24     | 25-29     | 30-34     | 35-39     | 40-44     | 45-49     | 50-54     | 55-59     | 60                 |
|---------------|--------|-----------|-----------|-----------|-----------|-----------|-----------|-----------|-----------|-----------|--------------------|
|               |        | Years old | Years old | Years old | Years old | Years old | Years old | Years old | Years old | Years old | Years old and over |
| <b>Total</b>  |        |           |           |           |           |           |           |           |           |           |                    |
| 2019          | 16,318 | 2,401     | 1,501     | 827       | 673       | 881       | 799       | 845       | 848       | 1,081     | 6,462              |
| 2020          | 16,773 | 2,275     | 1,554     | 950       | 680       | 889       | 845       | 880       | 927       | 1,078     | 6,696              |
| 2021          | 16,770 | 2,124     | 1,496     | 947       | 683       | 868       | 855       | 847       | 914       | 1,044     | 6,994              |
| 2022          | 16,339 | 2,054     | 1,380     | 865       | 647       | 761       | 840       | 802       | 882       | 968       | 7,140              |
| 2023          | 16,204 | 2,086     | 1,353     | 809       | 621       | 666       | 830       | 752       | 878       | 922       | 7,287              |
| 2024. 1       | 16,699 | 2,078     | 1,322     | 798       | 617       | 647       | 831       | 756       | 898       | 982       | 7,771              |
| 2             | 16,568 | 2,081     | 1,311     | 802       | 596       | 651       | 825       | 758       | 897       | 963       | 7,684              |
| 3             | 16,242 | 2,085     | 1,305     | 794       | 594       | 623       | 808       | 742       | 863       | 944       | 7,485              |
| 4             | 15,961 | 2,081     | 1,258     | 790       | 574       | 618       | 786       | 718       | 856       | 961       | 7,319              |
| 5             | 15,744 | 2,051     | 1,252     | 763       | 582       | 607       | 788       | 700       | 853       | 910       | 7,238              |
| 6             | 15,786 | 2,059     | 1,268     | 774       | 578       | 594       | 770       | 691       | 860       | 926       | 7,266              |
| 7             | 15,996 | 2,055     | 1,277     | 805       | 592       | 580       | 794       | 717       | 883       | 943       | 7,351              |
| 8             | 16,211 | 2,057     | 1,278     | 824       | 609       | 599       | 808       | 716       | 902       | 964       | 7,454              |
| 9             | 16,125 | 2,081     | 1,298     | 804       | 624       | 591       | 797       | 699       | 884       | 958       | 7,389              |
| <b>Male</b>   |        |           |           |           |           |           |           |           |           |           |                    |
| 2019          | 5,797  | 1,235     | 734       | 436       | 162       | 137       | 125       | 159       | 203       | 285       | 2,322              |
| 2020          | 6,030  | 1,168     | 753       | 508       | 178       | 155       | 152       | 177       | 229       | 284       | 2,428              |
| 2021          | 6,074  | 1,095     | 741       | 531       | 193       | 145       | 146       | 179       | 228       | 281       | 2,535              |
| 2022          | 5,897  | 1,057     | 694       | 497       | 186       | 124       | 152       | 153       | 213       | 264       | 2,557              |
| 2023          | 5,976  | 1,078     | 697       | 447       | 187       | 129       | 159       | 147       | 214       | 263       | 2,655              |
| 2024. 1       | 6,234  | 1,074     | 683       | 444       | 209       | 141       | 156       | 155       | 209       | 287       | 2,878              |
| 2             | 6,198  | 1,075     | 684       | 446       | 201       | 144       | 155       | 163       | 215       | 270       | 2,846              |
| 3             | 6,058  | 1,073     | 686       | 439       | 199       | 128       | 156       | 146       | 212       | 259       | 2,761              |
| 4             | 5,972  | 1,070     | 660       | 432       | 195       | 139       | 145       | 150       | 211       | 265       | 2,705              |
| 5             | 5,847  | 1,053     | 654       | 408       | 191       | 140       | 145       | 134       | 208       | 242       | 2,673              |
| 6             | 5,887  | 1,055     | 654       | 414       | 186       | 136       | 141       | 136       | 218       | 238       | 2,709              |
| 7             | 6,044  | 1,060     | 652       | 439       | 186       | 139       | 151       | 155       | 231       | 258       | 2,772              |
| 8             | 6,136  | 1,054     | 644       | 465       | 200       | 147       | 147       | 154       | 237       | 268       | 2,821              |
| 9             | 6,118  | 1,072     | 671       | 452       | 201       | 158       | 151       | 150       | 222       | 269       | 2,772              |
| <b>Female</b> |        |           |           |           |           |           |           |           |           |           |                    |
| 2019          | 10,521 | 1,166     | 767       | 391       | 511       | 744       | 675       | 687       | 645       | 795       | 4,141              |
| 2020          | 10,743 | 1,106     | 801       | 442       | 502       | 734       | 693       | 703       | 699       | 794       | 4,268              |
| 2021          | 10,696 | 1,029     | 755       | 415       | 490       | 722       | 709       | 668       | 686       | 763       | 4,459              |
| 2022          | 10,442 | 997       | 685       | 368       | 462       | 637       | 688       | 650       | 669       | 704       | 4,583              |
| 2023          | 10,228 | 1,008     | 656       | 362       | 434       | 537       | 671       | 606       | 663       | 659       | 4,632              |
| 2024. 1       | 10,464 | 1,004     | 639       | 354       | 408       | 506       | 675       | 601       | 689       | 696       | 4,893              |
| 2             | 10,370 | 1,006     | 627       | 357       | 395       | 507       | 671       | 595       | 682       | 693       | 4,838              |
| 3             | 10,183 | 1,013     | 619       | 355       | 395       | 495       | 652       | 595       | 651       | 685       | 4,724              |
| 4             | 9,989  | 1,011     | 599       | 358       | 379       | 479       | 641       | 568       | 645       | 696       | 4,614              |
| 5             | 9,897  | 998       | 599       | 355       | 391       | 467       | 643       | 566       | 645       | 668       | 4,565              |
| 6             | 9,899  | 1,004     | 614       | 359       | 392       | 459       | 629       | 555       | 642       | 688       | 4,557              |
| 7             | 9,952  | 995       | 625       | 365       | 406       | 441       | 642       | 562       | 652       | 684       | 4,579              |
| 8             | 10,075 | 1,003     | 634       | 359       | 410       | 452       | 661       | 562       | 665       | 696       | 4,633              |
| 9             | 10,007 | 1,009     | 627       | 352       | 423       | 433       | 647       | 548       | 662       | 689       | 4,617              |

Source: Statistics Korea.

## 4. Unemployment Rate

| :%    |    | In %                                 |      |        |                                       |      |        |
|-------|----|--------------------------------------|------|--------|---------------------------------------|------|--------|
|       |    | Original series of unemployment rate |      |        | Seasonally adjusted unemployment rate |      |        |
|       |    | Total                                | Male | Female | Total                                 | Male | Female |
| 2020. | 9  | 3.6                                  | 3.7  | 3.4    | 4.1                                   | 4.0  | 4.1    |
|       | 10 | 3.7                                  | 3.8  | 3.5    | 4.2                                   | 4.3  | 4.2    |
|       | 11 | 3.4                                  | 3.4  | 3.5    | 4.1                                   | 3.9  | 4.3    |
|       | 12 | 4.1                                  | 3.7  | 4.6    | 4.2                                   | 3.9  | 4.5    |
| 2021. | 1  | 5.7                                  | 5.0  | 6.7    | 4.8                                   | 4.5  | 5.3    |
|       | 2  | 4.9                                  | 4.7  | 5.2    | 4.1                                   | 4.1  | 4.0    |
|       | 3  | 4.3                                  | 4.2  | 4.4    | 3.9                                   | 3.8  | 4.1    |
|       | 4  | 4.0                                  | 4.0  | 4.1    | 3.8                                   | 3.7  | 3.8    |
|       | 5  | 4.0                                  | 4.0  | 4.0    | 3.8                                   | 3.7  | 4.0    |
|       | 6  | 3.8                                  | 3.8  | 3.9    | 3.7                                   | 3.6  | 3.8    |
|       | 7  | 3.2                                  | 3.3  | 3.1    | 3.3                                   | 3.3  | 3.3    |
|       | 8  | 2.6                                  | 2.7  | 2.5    | 3.2                                   | 3.2  | 3.2    |
|       | 9  | 2.7                                  | 2.8  | 2.5    | 3.0                                   | 3.1  | 3.0    |
|       | 10 | 2.8                                  | 2.8  | 2.7    | 3.2                                   | 3.2  | 3.2    |
|       | 11 | 2.6                                  | 2.6  | 2.6    | 3.1                                   | 3.0  | 3.2    |
|       | 12 | 3.5                                  | 3.1  | 4.0    | 3.4                                   | 3.2  | 3.8    |
| 2022. | 1  | 4.1                                  | 3.5  | 4.9    | 3.4                                   | 3.1  | 3.8    |
|       | 2  | 3.4                                  | 3.2  | 3.6    | 2.8                                   | 2.8  | 2.7    |
|       | 3  | 3.0                                  | 2.9  | 3.2    | 2.8                                   | 2.6  | 3.0    |
|       | 4  | 3.0                                  | 2.8  | 3.2    | 2.8                                   | 2.6  | 3.0    |
|       | 5  | 3.0                                  | 2.9  | 3.2    | 2.9                                   | 2.7  | 3.2    |
|       | 6  | 3.0                                  | 2.9  | 3.2    | 2.9                                   | 2.8  | 3.1    |
|       | 7  | 2.9                                  | 2.9  | 2.8    | 2.9                                   | 2.8  | 3.0    |
|       | 8  | 2.1                                  | 2.1  | 2.2    | 2.6                                   | 2.5  | 2.8    |
|       | 9  | 2.4                                  | 2.4  | 2.5    | 2.8                                   | 2.6  | 3.0    |
|       | 10 | 2.4                                  | 2.4  | 2.4    | 2.8                                   | 2.7  | 2.9    |
|       | 11 | 2.3                                  | 2.3  | 2.3    | 2.7                                   | 2.6  | 2.9    |
|       | 12 | 3.0                                  | 2.7  | 3.5    | 3.0                                   | 2.8  | 3.2    |
| 2023. | 1  | 3.6                                  | 3.2  | 4.1    | 2.9                                   | 2.8  | 3.1    |
|       | 2  | 3.1                                  | 2.9  | 3.4    | 2.6                                   | 2.6  | 2.6    |
|       | 3  | 2.9                                  | 2.9  | 2.9    | 2.7                                   | 2.6  | 2.7    |
|       | 4  | 2.8                                  | 2.8  | 2.7    | 2.6                                   | 2.6  | 2.6    |
|       | 5  | 2.7                                  | 2.7  | 2.6    | 2.6                                   | 2.5  | 2.6    |
|       | 6  | 2.7                                  | 2.7  | 2.8    | 2.6                                   | 2.6  | 2.7    |
|       | 7  | 2.7                                  | 2.8  | 2.7    | 2.8                                   | 2.7  | 2.8    |
|       | 8  | 2.0                                  | 1.9  | 2.0    | 2.5                                   | 2.4  | 2.6    |
|       | 9  | 2.3                                  | 2.3  | 2.2    | 2.6                                   | 2.5  | 2.7    |
|       | 10 | 2.1                                  | 2.3  | 1.9    | 2.5                                   | 2.6  | 2.4    |
|       | 11 | 2.3                                  | 2.4  | 2.2    | 2.8                                   | 2.8  | 2.7    |
|       | 12 | 3.3                                  | 2.9  | 3.7    | 3.2                                   | 3.0  | 3.4    |
| 2024. | 1  | 3.7                                  | 3.4  | 4.2    | 3.0                                   | 2.9  | 3.2    |
|       | 2  | 3.2                                  | 3.1  | 3.3    | 2.6                                   | 2.7  | 2.5    |
|       | 3  | 3.0                                  | 3.1  | 2.9    | 2.8                                   | 2.9  | 2.8    |
|       | 4  | 3.0                                  | 3.1  | 2.9    | 2.8                                   | 2.9  | 2.7    |
|       | 5  | 3.0                                  | 3.1  | 2.7    | 2.8                                   | 2.9  | 2.7    |
|       | 6  | 2.9                                  | 3.0  | 2.8    | 2.8                                   | 2.8  | 2.7    |
|       | 7  | 2.5                                  | 2.5  | 2.4    | 2.5                                   | 2.5  | 2.5    |
|       | 8  | 1.9                                  | 2.0  | 1.9    | 2.4                                   | 2.4  | 2.5    |
|       | 9  | 2.1                                  | 2.1  | 2.1    | 2.5                                   | 2.4  | 2.5    |

:

Source: Statistics Korea.

## 5. Unemployment Rate by Age Group

| :%            |       | In %               |                    |                    |                    |                    |                    |                    |                    |                    |                             |
|---------------|-------|--------------------|--------------------|--------------------|--------------------|--------------------|--------------------|--------------------|--------------------|--------------------|-----------------------------|
|               | Total | 15-19<br>Years old | 20-24<br>Years old | 25-29<br>Years old | 30-34<br>Years old | 35-39<br>Years old | 40-44<br>Years old | 45-49<br>Years old | 50-54<br>Years old | 55-59<br>Years old | 60<br>Years old<br>and over |
| <b>Total</b>  |       |                    |                    |                    |                    |                    |                    |                    |                    |                    |                             |
| 2019          | 3.8   | 8.6                | 10.7               | 8.0                | 4.2                | 2.6                | 2.4                | 2.2                | 2.5                | 2.6                | 3.4                         |
| 2020          | 4.0   | 8.7                | 10.7               | 8.1                | 4.0                | 3.0                | 2.8                | 2.3                | 2.8                | 3.1                | 3.6                         |
| 2021          | 3.7   | 8.7                | 8.5                | 7.3                | 3.9                | 2.7                | 2.4                | 2.3                | 2.3                | 2.9                | 3.8                         |
| 2022          | 2.9   | 6.5                | 7.1                | 6.0                | 3.2                | 2.3                | 2.1                | 1.9                | 1.5                | 1.9                | 2.8                         |
| 2023          | 2.7   | 5.5                | 5.8                | 5.9                | 2.9                | 2.3                | 1.8                | 1.9                | 1.6                | 1.9                | 2.6                         |
| 2024.         |       |                    |                    |                    |                    |                    |                    |                    |                    |                    |                             |
| 1             | 3.7   | 8.0                | 6.7                | 5.6                | 3.1                | 2.5                | 1.9                | 2.4                | 1.7                | 2.1                | 6.6                         |
| 2             | 3.2   | 11.1               | 7.2                | 5.9                | 3.6                | 2.6                | 2.1                | 2.1                | 1.8                | 2.1                | 3.4                         |
| 3             | 3.0   | 10.4               | 8.3                | 5.5                | 3.8                | 2.6                | 2.2                | 2.3                | 2.0                | 2.6                | 2.4                         |
| 4             | 3.0   | 8.6                | 8.9                | 5.8                | 3.3                | 2.2                | 2.3                | 2.1                | 1.9                | 2.5                | 2.4                         |
| 5             | 3.0   | 7.5                | 6.7                | 6.6                | 3.4                | 2.4                | 2.5                | 2.0                | 1.5                | 2.5                | 2.4                         |
| 6             | 2.9   | 7.8                | 6.1                | 6.2                | 3.6                | 2.5                | 2.5                | 2.2                | 1.3                | 2.3                | 2.3                         |
| 7             | 2.5   | 7.7                | 5.4                | 5.5                | 3.2                | 2.3                | 2.0                | 1.5                | 1.1                | 1.8                | 2.1                         |
| 8             | 1.9   | 6.1                | 4.2                | 3.9                | 3.1                | 1.7                | 1.4                | 1.2                | 1.1                | 1.4                | 1.5                         |
| 9             | 2.1   | 4.2                | 4.3                | 5.5                | 2.6                | 1.8                | 1.3                | 1.7                | 1.3                | 1.5                | 1.6                         |
| <b>Male</b>   |       |                    |                    |                    |                    |                    |                    |                    |                    |                    |                             |
| 2019          | 3.9   | 10.9               | 11.2               | 9.0                | 4.4                | 2.5                | 2.4                | 2.3                | 2.7                | 3.0                | 3.8                         |
| 2020          | 3.9   | 10.8               | 11.1               | 9.4                | 3.7                | 2.9                | 2.5                | 2.5                | 2.4                | 3.3                | 3.7                         |
| 2021          | 3.6   | 9.7                | 9.6                | 8.4                | 3.6                | 2.4                | 2.3                | 2.2                | 2.1                | 3.0                | 3.7                         |
| 2022          | 2.7   | 6.6                | 7.7                | 6.5                | 2.9                | 2.1                | 1.9                | 1.5                | 1.5                | 2.1                | 2.8                         |
| 2023          | 2.6   | 6.5                | 6.3                | 6.7                | 2.9                | 2.0                | 1.7                | 2.0                | 1.3                | 1.9                | 2.6                         |
| 2024.         |       |                    |                    |                    |                    |                    |                    |                    |                    |                    |                             |
| 1             | 3.4   | 9.6                | 6.8                | 6.8                | 3.2                | 2.0                | 1.9                | 2.4                | 1.6                | 2.4                | 4.9                         |
| 2             | 3.1   | 11.9               | 6.3                | 6.6                | 3.8                | 2.1                | 1.8                | 2.0                | 1.7                | 2.3                | 3.5                         |
| 3             | 3.1   | 13.5               | 7.2                | 6.8                | 3.8                | 2.9                | 2.0                | 2.4                | 2.0                | 2.7                | 2.6                         |
| 4             | 3.1   | 13.3               | 7.4                | 6.9                | 3.1                | 2.2                | 2.3                | 2.1                | 2.0                | 3.1                | 2.8                         |
| 5             | 3.1   | 11.6               | 5.8                | 7.9                | 3.3                | 2.4                | 2.6                | 2.1                | 1.6                | 2.8                | 2.9                         |
| 6             | 3.0   | 11.0               | 4.9                | 7.0                | 3.5                | 2.4                | 2.7                | 2.0                | 1.1                | 2.7                | 2.7                         |
| 7             | 2.5   | 10.5               | 4.6                | 6.4                | 3.5                | 2.1                | 1.9                | 1.2                | 1.1                | 2.1                | 2.5                         |
| 8             | 2.0   | 8.6                | 3.5                | 3.9                | 3.3                | 1.5                | 1.3                | 1.2                | 1.1                | 1.6                | 1.8                         |
| 9             | 2.1   | 0.9                | 2.9                | 5.4                | 3.0                | 1.7                | 1.1                | 1.8                | 1.2                | 1.7                | 2.0                         |
| <b>Female</b> |       |                    |                    |                    |                    |                    |                    |                    |                    |                    |                             |
| 2019          | 3.6   | 6.6                | 10.4               | 6.8                | 3.8                | 2.9                | 2.3                | 2.1                | 2.3                | 2.0                | 2.9                         |
| 2020          | 4.0   | 7.1                | 10.5               | 6.6                | 4.6                | 3.3                | 3.1                | 2.1                | 3.2                | 2.8                | 3.4                         |
| 2021          | 3.8   | 8.0                | 7.7                | 6.1                | 4.3                | 3.0                | 2.7                | 2.4                | 2.5                | 2.7                | 3.8                         |
| 2022          | 3.1   | 6.4                | 6.8                | 5.5                | 3.6                | 2.7                | 2.4                | 2.6                | 1.6                | 1.5                | 2.8                         |
| 2023          | 2.8   | 4.7                | 5.4                | 5.1                | 2.9                | 2.8                | 2.1                | 1.9                | 1.9                | 1.9                | 2.5                         |
| 2024.         |       |                    |                    |                    |                    |                    |                    |                    |                    |                    |                             |
| 1             | 4.2   | 7.0                | 6.7                | 4.3                | 3.0                | 3.3                | 1.9                | 2.4                | 1.8                | 1.7                | 8.9                         |
| 2             | 3.3   | 10.7               | 7.8                | 5.1                | 3.4                | 3.2                | 2.5                | 2.2                | 1.9                | 1.8                | 3.3                         |
| 3             | 2.9   | 8.3                | 8.9                | 4.1                | 3.8                | 2.2                | 2.5                | 2.1                | 2.0                | 2.4                | 2.1                         |
| 4             | 2.9   | 5.4                | 9.8                | 4.6                | 3.6                | 2.3                | 2.4                | 2.0                | 1.9                | 1.7                | 1.9                         |
| 5             | 2.7   | 4.5                | 7.4                | 5.3                | 3.5                | 2.4                | 2.3                | 1.9                | 1.4                | 2.2                | 1.8                         |
| 6             | 2.8   | 5.1                | 6.9                | 5.2                | 3.9                | 2.7                | 2.2                | 2.5                | 1.5                | 1.8                | 1.8                         |
| 7             | 2.4   | 5.8                | 6.0                | 4.5                | 2.9                | 2.6                | 2.1                | 2.0                | 1.2                | 1.5                | 1.7                         |
| 8             | 1.9   | 4.2                | 4.7                | 4.0                | 2.7                | 1.9                | 1.6                | 1.2                | 1.0                | 1.2                | 1.1                         |
| 9             | 2.1   | 6.3                | 5.2                | 5.6                | 1.9                | 1.8                | 1.7                | 1.4                | 1.5                | 1.3                | 1.1                         |

6.

: 1,000

|         | Total  | 가             |                  |                  | School | Institution for entrance examination | Vocational institution |
|---------|--------|---------------|------------------|------------------|--------|--------------------------------------|------------------------|
|         |        | House-keeping | Caring for child | Attending school |        |                                      |                        |
| Total   |        |               |                  |                  |        |                                      |                        |
| 2019    | 16,318 | 5,812         | 1,175            | 3,708            | 3,377  | 67                                   | 263                    |
| 2020    | 16,773 | 5,966         | 1,188            | 3,616            | 3,322  | 46                                   | 248                    |
| 2021    | 16,770 | 6,018         | 1,120            | 3,452            | 3,169  | 50                                   | 234                    |
| 2022    | 16,339 | 5,964         | 996              | 3,317            | 3,054  | 53                                   | 210                    |
| 2023    | 16,204 | 5,963         | 856              | 3,328            | 3,077  | 63                                   | 188                    |
| 2024. 1 | 16,699 | 6,261         | 829              | 3,256            | 3,030  | 59                                   | 167                    |
| 2       | 16,568 | 6,212         | 822              | 3,197            | 2,961  | 76                                   | 161                    |
| 3       | 16,242 | 6,076         | 767              | 3,257            | 3,012  | 81                                   | 164                    |
| 4       | 15,961 | 5,936         | 727              | 3,254            | 2,988  | 85                                   | 181                    |
| 5       | 15,744 | 5,860         | 713              | 3,208            | 2,937  | 83                                   | 187                    |
| 6       | 15,786 | 5,858         | 709              | 3,230            | 2,958  | 79                                   | 193                    |
| 7       | 15,996 | 5,883         | 715              | 3,261            | 2,977  | 82                                   | 203                    |
| 8       | 16,211 | 5,965         | 733              | 3,250            | 2,967  | 88                                   | 195                    |
| 9       | 16,125 | 5,938         | 726              | 3,306            | 3,025  | 86                                   | 195                    |
| Male    |        |               |                  |                  |        |                                      |                        |
| 2019    | 5,797  | 147           | 9                | 1,903            | 1,730  | 38                                   | 135                    |
| 2020    | 6,030  | 154           | 9                | 1,844            | 1,697  | 20                                   | 127                    |
| 2021    | 6,074  | 181           | 13               | 1,784            | 1,639  | 27                                   | 118                    |
| 2022    | 5,897  | 187           | 12               | 1,719            | 1,595  | 23                                   | 102                    |
| 2023    | 5,976  | 203           | 16               | 1,739            | 1,614  | 34                                   | 91                     |
| 2024. 1 | 6,234  | 225           | 14               | 1,690            | 1,570  | 31                                   | 89                     |
| 2       | 6,198  | 228           | 14               | 1,663            | 1,536  | 43                                   | 84                     |
| 3       | 6,058  | 213           | 8                | 1,717            | 1,583  | 47                                   | 87                     |
| 4       | 5,972  | 207           | 7                | 1,702            | 1,561  | 46                                   | 94                     |
| 5       | 5,847  | 203           | 10               | 1,669            | 1,522  | 45                                   | 103                    |
| 6       | 5,887  | 206           | 12               | 1,677            | 1,529  | 40                                   | 108                    |
| 7       | 6,044  | 209           | 16               | 1,698            | 1,550  | 42                                   | 107                    |
| 8       | 6,136  | 211           | 16               | 1,685            | 1,534  | 45                                   | 107                    |
| 9       | 6,118  | 212           | 20               | 1,747            | 1,594  | 46                                   | 107                    |
| Female  |        |               |                  |                  |        |                                      |                        |
| 2019    | 10,521 | 5,665         | 1,166            | 1,805            | 1,648  | 29                                   | 129                    |
| 2020    | 10,743 | 5,812         | 1,180            | 1,772            | 1,626  | 25                                   | 121                    |
| 2021    | 10,696 | 5,836         | 1,107            | 1,668            | 1,530  | 23                                   | 115                    |
| 2022    | 10,442 | 5,778         | 984              | 1,598            | 1,459  | 30                                   | 108                    |
| 2023    | 10,228 | 5,761         | 840              | 1,589            | 1,464  | 28                                   | 97                     |
| 2024. 1 | 10,464 | 6,036         | 814              | 1,567            | 1,460  | 29                                   | 78                     |
| 2       | 10,370 | 5,984         | 808              | 1,534            | 1,425  | 33                                   | 77                     |
| 3       | 10,183 | 5,863         | 760              | 1,541            | 1,429  | 34                                   | 77                     |
| 4       | 9,989  | 5,729         | 721              | 1,552            | 1,427  | 38                                   | 87                     |
| 5       | 9,897  | 5,658         | 704              | 1,539            | 1,415  | 38                                   | 85                     |
| 6       | 9,899  | 5,652         | 698              | 1,554            | 1,429  | 40                                   | 85                     |
| 7       | 9,952  | 5,674         | 698              | 1,563            | 1,427  | 40                                   | 96                     |
| 8       | 10,075 | 5,754         | 716              | 1,565            | 1,434  | 43                                   | 89                     |
| 9       | 10,007 | 5,726         | 706              | 1,559            | 1,431  | 40                                   | 88                     |

:

## 6. Economically Inactive Population by Activity Type

In thousand persons

| Too old | Disabled | Others |                          |  |                        |        |     | Others  |  |
|---------|----------|--------|--------------------------|--|------------------------|--------|-----|---------|--|
|         |          |        | Preparing for employment | Preparing for entrance to school of higher grade | Waiting for enlistment | Rested |     |         |  |
| Total   |          |        |                          |  |                        |        |     |         |  |
| 2,221   | 427      | 2,976  | 484                      | 106  | 66                     | 2,092  | 228 | 2019    |  |
| 2,257   | 442      | 3,304  | 543                      | 121  | 63                     | 2,374  | 203 | 2020    |  |
| 2,388   | 448      | 3,345  | 608                      | 97   | 57                     | 2,398  | 186 | 2021    |  |
| 2,509   | 445      | 3,108  | 553                      | 91   | 48                     | 2,277  | 140 | 2022    |  |
| 2,477   | 474      | 3,107  | 488                      | 100  | 42                     | 2,351  | 126 | 2023    |  |
| 2,572   | 459      | 3,322  | 468                      | 160  | 27                     | 2,546  | 121 | 1. 2024 |  |
| 2,551   | 457      | 3,329  | 476                      | 133  | 38                     | 2,574  | 109 | 2       |  |
| 2,519   | 458      | 3,165  | 495                      | 83   | 37                     | 2,446  | 104 | 3       |  |
| 2,509   | 462      | 3,073  | 458                      | 84   | 42                     | 2,389  | 99  | 4       |  |
| 2,494   | 470      | 2,999  | 416                      | 90   | 54                     | 2,334  | 105 | 5       |  |
| 2,493   | 465      | 3,030  | 424                      | 88   | 38                     | 2,374  | 107 | 6       |  |
| 2,489   | 473      | 3,176  | 442                      | 86   | 40                     | 2,511  | 97  | 7       |  |
| 2,530   | 480      | 3,255  | 428                      | 95   | 48                     | 2,567  | 116 | 8       |  |
| 2,521   | 484      | 3,150  | 422                      | 97   | 44                     | 2,479  | 109 | 9       |  |
| Male    |          |        |                          |  |                        |        |     |         |  |
| 1,283   | 272      | 2,184  | 281                      | 54   | 66                     | 1,665  | 118 | 2019    |  |
| 1,311   | 284      | 2,428  | 321                      | 63   | 63                     | 1,876  | 105 | 2020    |  |
| 1,352   | 297      | 2,447  | 349                      | 58   | 57                     | 1,882  | 101 | 2021    |  |
| 1,393   | 305      | 2,281  | 321                      | 50   | 48                     | 1,785  | 78  | 2022    |  |
| 1,410   | 324      | 2,284  | 293                      | 47   | 42                     | 1,837  | 66  | 2023    |  |
| 1,504   | 316      | 2,485  | 289                      | 78   | 27                     | 2,025  | 66  | 1. 2024 |  |
| 1,495   | 315      | 2,484  | 292                      | 67   | 38                     | 2,034  | 55  | 2       |  |
| 1,464   | 315      | 2,343  | 294                      | 36   | 37                     | 1,927  | 49  | 3       |  |
| 1,452   | 317      | 2,288  | 275                      | 33   | 42                     | 1,887  | 50  | 4       |  |
| 1,443   | 324      | 2,197  | 244                      | 34   | 54                     | 1,816  | 50  | 5       |  |
| 1,450   | 321      | 2,222  | 249                      | 33   | 38                     | 1,854  | 48  | 6       |  |
| 1,451   | 322      | 2,347  | 260                      | 32   | 40                     | 1,970  | 44  | 7       |  |
| 1,473   | 326      | 2,426  | 256                      | 40   | 48                     | 2,026  | 57  | 8       |  |
| 1,480   | 324      | 2,336  | 250                      | 38   | 44                     | 1,954  | 50  | 9       |  |
| Female  |          |        |                          |  |                        |        |     |         |  |
| 937     | 155      | 792    | 203                      | 53   | -                      | 427    | 110 | 2019    |  |
| 946     | 158      | 875    | 222                      | 58   | -                      | 499    | 97  | 2020    |  |
| 1,036   | 150      | 898    | 259                      | 39   | -                      | 516    | 85  | 2021    |  |
| 1,116   | 140      | 827    | 232                      | 41   | 0                      | 492    | 62  | 2022    |  |
| 1,067   | 150      | 822    | 195                      | 53   | -                      | 514    | 60  | 2023    |  |
| 1,068   | 143      | 837    | 179                      | 82   | -                      | 520    | 56  | 1. 2024 |  |
| 1,056   | 143      | 845    | 184                      | 66   | -                      | 541    | 54  | 2       |  |
| 1,055   | 143      | 822    | 200                      | 48   | -                      | 519    | 55  | 3       |  |
| 1,057   | 146      | 785    | 183                      | 51   | -                      | 502    | 49  | 4       |  |
| 1,051   | 145      | 802    | 172                      | 56   | -                      | 518    | 56  | 5       |  |
| 1,044   | 143      | 809    | 175                      | 55   | -                      | 520    | 59  | 6       |  |
| 1,038   | 151      | 829    | 182                      | 54   | -                      | 540    | 53  | 7       |  |
| 1,057   | 154      | 828    | 173                      | 55   | -                      | 542    | 59  | 8       |  |
| 1,042   | 160      | 815    | 172                      | 59   | -                      | 525    | 58  | 9       |  |

Source: Statistics Korea.

7.

1)

: 1,000

|          | Total  | Managers | 가<br>Professionals and<br>related workers | Clerks | Service workers |
|----------|--------|----------|---|--------|-----------------|
| 2020     | 26,904 | 395      | 5,480                                     | 4,691  | 3,046           |
| 2021     | 27,273 | 393      | 5,585                                     | 4,751  | 3,073           |
| 2022     | 28,089 | 436      | 5,885                                     | 4,854  | 3,269           |
| 2023     | 28,416 | 475      | 6,168                                     | 4,965  | 3,465           |
| 2022. 11 | 28,421 | 448      | 5,960                                     | 4,886  | 3,400           |
| 12       | 27,808 | 459      | 5,973                                     | 4,856  | 3,394           |
| 2023. 1  | 27,363 | 471      | 6,007                                     | 4,837  | 3,362           |
| 2        | 27,714 | 471      | 6,053                                     | 4,832  | 3,390           |
| 3        | 28,223 | 487      | 6,090                                     | 4,936  | 3,390           |
| 4        | 28,432 | 472      | 6,133                                     | 4,952  | 3,439           |
| 5        | 28,835 | 462      | 6,228                                     | 5,030  | 3,514           |
| 6        | 28,812 | 478      | 6,195                                     | 5,013  | 3,534           |
| 7        | 28,686 | 488      | 6,194                                     | 4,979  | 3,520           |
| 8        | 28,678 | 482      | 6,190                                     | 4,942  | 3,513           |
| 9        | 28,698 | 478      | 6,248                                     | 4,980  | 3,456           |
| 10       | 28,764 | 478      | 6,210                                     | 5,031  | 3,499           |
| 11       | 28,698 | 472      | 6,218                                     | 5,022  | 3,491           |
| 12       | 28,093 | 464      | 6,248                                     | 5,022  | 3,474           |
| 2024. 1  | 27,743 | 450      | 6,223                                     | 5,036  | 3,450           |
| 2        | 28,043 | 453      | 6,250                                     | 5,040  | 3,445           |
| 3        | 28,396 | 458      | 6,292                                     | 5,017  | 3,458           |
| 4        | 28,693 | 435      | 6,297                                     | 5,049  | 3,516           |
| 5        | 28,915 | 426      | 6,340                                     | 5,064  | 3,589           |
| 6        | 28,907 | 438      | 6,393                                     | 5,080  | 3,557           |
| 7        | 28,857 | 430      | 6,439                                     | 5,058  | 3,568           |
| 8        | 28,801 | 424      | 6,440                                     | 5,058  | 3,529           |
| 9        | 28,842 | 413      | 6,443                                     | 5,075  | 3,539           |
|          | 5,245  | 137      | 1,717                                     | 1,113  | 625             |
|          | 1,700  | 15       | 322                                       | 331    | 227             |
|          | 1,216  | 16       | 260                                       | 198    | 170             |
|          | 1,733  | 37       | 359                                       | 320    | 215             |
|          | 768    | 13       | 162                                       | 137    | 106             |
|          | 786    | 11       | 189                                       | 136    | 113             |
|          | 579    | 6        | 96  | 86     | 60              |
|          | 214    | 2        | 68  | 57     | 22              |
|          | 7,828  | 81       | 2,000                                     | 1,440  | 867             |
|          | 874    | 13       | 134                                       | 127    | 148             |
|          | 956    | 11       | 132                                       | 145    | 128             |
|          | 1,300  | 12       | 200                                       | 196    | 150             |
|          | 997    | 14       | 159                                       | 139    | 118             |
|          | 1,010  | 9        | 133                                       | 112    | 133             |
|          | 1,481  | 21       | 194                                       | 194    | 181             |
|          | 1,757  | 14       | 249                                       | 281    | 208             |
|          | 400    | 1        | 69  | 65     | 69              |

: 1)  
:

## 7. Employed Person by Occupation <sup>1)</sup>

In thousand persons

| Sales workers | Skilled agricultural forestry and fishery workers | Craft and related trades workers | Equipment, machine operating and assembling workers | Elementary workers |                   |
|---------------|---|----------------------------------|---|--------------------|-------------------|
| Total         |   |                                  |   |                    |                   |
| 2,897         | 1,383   | 2,336                            | 2,957   | 3,718              | 2020              |
| 2,766         | 1,396   | 2,406                            | 2,979   | 3,925              | 2021              |
| 2,681         | 1,463   | 2,403                            | 3,053   | 4,045              | 2022              |
| 2,621         | 1,481   | 2,311                            | 3,003   | 3,927              | 2023              |
| 2,659         | 1,513   | 2,392                            | 3,027   | 4,135              | 11. 2022          |
| 2,688         | 1,260   | 2,376                            | 2,986   | 3,817              | 12                |
| 2,677         | 1,178   | 2,278                            | 2,945   | 3,609              | 1. 2023           |
| 2,628         | 1,217   | 2,303                            | 2,956   | 3,864              | 2                 |
| 2,621         | 1,417   | 2,316                            | 2,973   | 3,994              | 3                 |
| 2,643         | 1,536   | 2,318                            | 2,941   | 4,000              | 4                 |
| 2,642         | 1,622   | 2,321                            | 2,998   | 4,019              | 5                 |
| 2,633         | 1,614   | 2,300                            | 3,015   | 4,030              | 6                 |
| 2,625         | 1,592   | 2,302                            | 3,038   | 3,948              | 7                 |
| 2,626         | 1,609   | 2,325                            | 3,018   | 3,973              | 8                 |
| 2,597         | 1,595   | 2,324                            | 3,031   | 3,990              | 9                 |
| 2,589         | 1,613   | 2,303                            | 3,040   | 4,002              | 10                |
| 2,591         | 1,532   | 2,332                            | 3,033   | 4,008              | 11                |
| 2,576         | 1,252   | 2,314                            | 3,055   | 3,690              | 12                |
| 2,544         | 1,169   | 2,268                            | 2,986   | 3,618              | 1. 2024           |
| 2,538         | 1,170   | 2,247                            | 2,997   | 3,902              | 2                 |
| 2,508         | 1,347   | 2,292                            | 3,007   | 4,017              | 3                 |
| 2,509         | 1,512   | 2,294                            | 3,036   | 4,045              | 4                 |
| 2,502         | 1,569   | 2,268                            | 3,019   | 4,137              | 5                 |
| 2,525         | 1,579   | 2,227                            | 3,009   | 4,101              | 6                 |
| 2,519         | 1,565   | 2,197                            | 2,993   | 4,089              | 7                 |
| 2,555         | 1,572   | 2,235                            | 2,972   | 4,017              | 8                 |
| 2,511         | 1,580   | 2,277                            | 2,962   | 4,043              | 9                 |
| By province   |   |                                  |   |                    |                   |
| 489           | 8   | 317                              | 256   | 584                | Seoul             |
| 180           | 22  | 169                              | 171   | 264                | Busan             |
| 114           | 12  | 97                               | 173   | 177                | Daegu             |
| 168           | 6   | 159                              | 201   | 268                | Incheon           |
| 68            | 20  | 70                               | 82  | 110                | Gwangju           |
| 79            | 13  | 69                               | 75  | 102                | Daejeon           |
| 46            | 4   | 69                               | 127   | 84                 | Ulsan             |
| 13            | 9   | 8                                | 17  | 17                 | Sejong            |
| 676           | 189   | 673                              | 785   | 1,117              | Gyeonggi-do       |
| 62            | 98  | 79                               | 63  | 149                | Gangwon State     |
| 65            | 110   | 64                               | 155   | 145                | Chungcheongbuk-do |
| 90            | 183   | 92                               | 188   | 189                | Chungcheongnam-do |
| 73            | 162   | 79                               | 104   | 149                | Jeonbuk State     |
| 83            | 216   | 85                               | 82  | 157                | Jeollanam-do      |
| 111           | 279   | 74                               | 223   | 206                | Gyeongsangbuk-do  |
| 153           | 205   | 147                              | 235   | 266                | Gyeongsangnam-do  |
| 40            | 45  | 28                               | 26  | 58                 | Jeju-do           |

Note: 1) Based on the 7th revision of Korean Standard Classification of Occupations(2018).

Source: Statistics Korea.

7. ( )<sup>1)</sup>

: 1,000

|         | Total  | Managers | 가<br>Professionals and<br>related workers | Clerks | Service workers |
|---------|--------|----------|---|--------|-----------------|
| 2020    | 15,381 | 334      | 2,855                                     | 2,314  | 1,016           |
| 2021    | 15,548 | 329      | 2,849                                     | 2,324  | 1,053           |
| 2022    | 15,928 | 373      | 2,985                                     | 2,343  | 1,148           |
| 2023    | 15,952 | 398      | 3,158                                     | 2,390  | 1,187           |
| 2023. 2 | 15,658 | 402      | 3,074                                     | 2,358  | 1,169           |
| 3       | 15,873 | 411      | 3,101                                     | 2,372  | 1,173           |
| 4       | 15,942 | 396      | 3,116                                     | 2,388  | 1,191           |
| 5       | 16,116 | 384      | 3,178                                     | 2,418  | 1,209           |
| 6       | 16,110 | 396      | 3,166                                     | 2,414  | 1,213           |
| 7       | 16,044 | 404      | 3,160                                     | 2,402  | 1,212           |
| 8       | 16,073 | 399      | 3,179                                     | 2,370  | 1,208           |
| 9       | 16,084 | 396      | 3,214                                     | 2,393  | 1,182           |
| 10      | 16,096 | 396      | 3,210                                     | 2,411  | 1,181           |
| 11      | 16,055 | 395      | 3,215                                     | 2,401  | 1,169           |
| 12      | 15,831 | 391      | 3,233                                     | 2,384  | 1,164           |
| 2024. 1 | 15,651 | 374      | 3,231                                     | 2,391  | 1,151           |
| 2       | 15,741 | 377      | 3,265                                     | 2,369  | 1,150           |
| 3       | 15,866 | 382      | 3,263                                     | 2,341  | 1,152           |
| 4       | 15,962 | 365      | 3,251                                     | 2,376  | 1,167           |
| 5       | 16,071 | 355      | 3,269                                     | 2,416  | 1,194           |
| 6       | 16,066 | 362      | 3,318                                     | 2,427  | 1,181           |
| 7       | 16,015 | 354      | 3,328                                     | 2,417  | 1,184           |
| 8       | 16,003 | 346      | 3,354                                     | 2,410  | 1,161           |
| 9       | 16,001 | 333      | 3,356                                     | 2,431  | 1,142           |
| 2020    | 11,523 | 62       | 2,626                                     | 2,377  | 2,030           |
| 2021    | 11,725 | 64       | 2,736                                     | 2,427  | 2,020           |
| 2022    | 12,161 | 64       | 2,900                                     | 2,511  | 2,121           |
| 2023    | 12,464 | 78       | 3,010                                     | 2,575  | 2,278           |
| 2023. 2 | 12,056 | 69       | 2,979                                     | 2,474  | 2,222           |
| 3       | 12,350 | 76       | 2,989                                     | 2,565  | 2,218           |
| 4       | 12,490 | 76       | 3,017                                     | 2,563  | 2,248           |
| 5       | 12,720 | 79       | 3,050                                     | 2,612  | 2,305           |
| 6       | 12,702 | 82       | 3,029                                     | 2,599  | 2,321           |
| 7       | 12,642 | 84       | 3,033                                     | 2,577  | 2,309           |
| 8       | 12,605 | 84       | 3,011                                     | 2,572  | 2,305           |
| 9       | 12,614 | 81       | 3,034                                     | 2,587  | 2,274           |
| 10      | 12,668 | 82       | 3,000                                     | 2,620  | 2,318           |
| 11      | 12,643 | 77       | 3,003                                     | 2,621  | 2,322           |
| 12      | 12,262 | 73       | 3,015                                     | 2,638  | 2,310           |
| 2024. 1 | 12,092 | 76       | 2,991                                     | 2,645  | 2,299           |
| 2       | 12,302 | 76       | 2,985                                     | 2,671  | 2,296           |
| 3       | 12,530 | 76       | 3,029                                     | 2,676  | 2,306           |
| 4       | 12,732 | 70       | 3,047                                     | 2,673  | 2,349           |
| 5       | 12,844 | 72       | 3,071                                     | 2,648  | 2,395           |
| 6       | 12,842 | 75       | 3,075                                     | 2,653  | 2,376           |
| 7       | 12,842 | 76       | 3,111                                     | 2,641  | 2,384           |
| 8       | 12,798 | 78       | 3,086                                     | 2,648  | 2,368           |
| 9       | 12,842 | 80       | 3,087                                     | 2,644  | 2,397           |



7. Employed Person by Occupation (Cont'd) <sup>1)</sup>

| In thousand persons |   |                                  |   |                    |    |      |
|---------------------|---|----------------------------------|---|--------------------|----|------|
| Sales workers       | Skilled agricultural forestry and fishery workers | Craft and related trades workers | Equipment, machine operating and assembling workers | Elementary workers |    |      |
| Male                |   |                                  |   |                    |    |      |
| 1,448               | 861   | 2,053                            | 2,621   | 1,879              |    | 2020 |
| 1,349               | 879   | 2,115                            | 2,642   | 2,007              |    | 2021 |
| 1,274               | 913   | 2,103                            | 2,698   | 2,092              |    | 2022 |
| 1,206               | 924   | 2,038                            | 2,647   | 2,005              |    | 2023 |
| 1,221               | 819   | 2,017                            | 2,598   | 2,001              | 2. | 2023 |
| 1,228               | 906   | 2,031                            | 2,611   | 2,042              | 3  |      |
| 1,222               | 957   | 2,043                            | 2,585   | 2,045              | 4  |      |
| 1,211               | 986   | 2,046                            | 2,647   | 2,039              | 5  |      |
| 1,196               | 974   | 2,034                            | 2,662   | 2,055              | 6  |      |
| 1,191               | 967   | 2,034                            | 2,673   | 2,001              | 7  |      |
| 1,188               | 979   | 2,055                            | 2,663   | 2,033              | 8  |      |
| 1,179               | 968   | 2,061                            | 2,677   | 2,015              | 9  |      |
| 1,186               | 978   | 2,036                            | 2,681   | 2,017              | 10 |      |
| 1,192               | 940   | 2,066                            | 2,678   | 1,999              | 11 |      |
| 1,195               | 824   | 2,052                            | 2,701   | 1,888              | 12 |      |
| 1,206               | 789   | 2,011                            | 2,653   | 1,844              | 1. | 2024 |
| 1,194               | 784   | 2,006                            | 2,672   | 1,923              | 2  |      |
| 1,171               | 864   | 2,042                            | 2,680   | 1,970              | 3  |      |
| 1,160               | 922   | 2,047                            | 2,708   | 1,966              | 4  |      |
| 1,163               | 941   | 2,011                            | 2,695   | 2,026              | 5  |      |
| 1,176               | 933   | 1,982                            | 2,696   | 1,991              | 6  |      |
| 1,175               | 933   | 1,948                            | 2,675   | 2,003              | 7  |      |
| 1,180               | 940   | 1,989                            | 2,653   | 1,971              | 8  |      |
| 1,157               | 943   | 2,031                            | 2,644   | 1,965              | 9  |      |
| Female              |   |                                  |   |                    |    |      |
| 1,449               | 521   | 283                              | 336   | 1,839              |    | 2020 |
| 1,416               | 517   | 291                              | 336   | 1,918              |    | 2021 |
| 1,407               | 550   | 300                              | 355   | 1,954              |    | 2022 |
| 1,415               | 557   | 273                              | 357   | 1,922              |    | 2023 |
| 1,407               | 398   | 286                              | 358   | 1,863              | 2. | 2023 |
| 1,393               | 511   | 286                              | 362   | 1,953              | 3  |      |
| 1,421               | 579   | 275                              | 355   | 1,955              | 4  |      |
| 1,431               | 636   | 275                              | 352   | 1,980              | 5  |      |
| 1,437               | 640   | 267                              | 353   | 1,975              | 6  |      |
| 1,434               | 625   | 269                              | 365   | 1,947              | 7  |      |
| 1,438               | 630   | 270                              | 356   | 1,940              | 8  |      |
| 1,418               | 627   | 263                              | 354   | 1,975              | 9  |      |
| 1,403               | 634   | 267                              | 359   | 1,986              | 10 |      |
| 1,399               | 592   | 265                              | 356   | 2,009              | 11 |      |
| 1,380               | 427   | 263                              | 354   | 1,802              | 12 |      |
| 1,338               | 380   | 256                              | 333   | 1,773              | 1. | 2024 |
| 1,343               | 386   | 241                              | 325   | 1,979              | 2  |      |
| 1,337               | 483   | 250                              | 327   | 2,047              | 3  |      |
| 1,349               | 590   | 247                              | 328   | 2,079              | 4  |      |
| 1,339               | 628   | 257                              | 324   | 2,111              | 5  |      |
| 1,349               | 647   | 245                              | 313   | 2,110              | 6  |      |
| 1,345               | 631   | 249                              | 318   | 2,087              | 7  |      |
| 1,375               | 632   | 246                              | 318   | 2,046              | 8  |      |
| 1,354               | 637   | 246                              | 318   | 2,078              | 9  |      |

## 8.

1)

: 1,000

|             | Total  | Agriculture,<br>forestry &<br>fishing | Mining &<br>manufacturing | Manufacturing | Social overhead<br>capital & other<br>services | Construction | Wholesale &<br>retail trade,<br>hotels &<br>restaurants | Others | 2) |
|-------------|--------|---------------------------------------|---------------------------|---------------|--|--------------|---|--------|----|
|             |        |                                       |                           |               |  |              |   |        |    |
| 2020        | 26,904 | 1,445                                 | 4,389                     | 4,376         | 21,071   | 2,016        | 5,647   | 13,407 |    |
| 2021        | 27,273 | 1,458                                 | 4,380                     | 4,368         | 21,435   | 2,090        | 5,451   | 13,894 |    |
| 2022        | 28,089 | 1,526                                 | 4,512                     | 4,503         | 22,051   | 2,123        | 5,495   | 14,433 |    |
| 2023        | 28,416 | 1,513                                 | 4,468                     | 4,461         | 22,435   | 2,114        | 5,572   | 14,750 |    |
| 2022. 11    | 28,421 | 1,569                                 | 4,509                     | 4,502         | 22,343   | 2,151        | 5,555   | 14,637 |    |
| 12          | 27,808 | 1,297                                 | 4,495                     | 4,489         | 22,016   | 2,097        | 5,576   | 14,344 |    |
| 2023. 1     | 27,363 | 1,199                                 | 4,438                     | 4,432         | 21,726   | 2,017        | 5,582   | 14,128 |    |
| 2           | 27,714 | 1,231                                 | 4,429                     | 4,423         | 22,053   | 2,041        | 5,531   | 14,482 |    |
| 3           | 28,223 | 1,438                                 | 4,470                     | 4,463         | 22,315   | 2,095        | 5,525   | 14,694 |    |
| 4           | 28,432 | 1,557                                 | 4,428                     | 4,421         | 22,447   | 2,092        | 5,563   | 14,792 |    |
| 5           | 28,835 | 1,654                                 | 4,474                     | 4,464         | 22,708   | 2,117        | 5,611   | 14,980 |    |
| 6           | 28,812 | 1,663                                 | 4,498                     | 4,488         | 22,651   | 2,123        | 5,581   | 14,948 |    |
| 7           | 28,686 | 1,622                                 | 4,493                     | 4,485         | 22,571   | 2,095        | 5,600   | 14,876 |    |
| 8           | 28,678 | 1,644                                 | 4,468                     | 4,460         | 22,567   | 2,125        | 5,573   | 14,868 |    |
| 9           | 28,698 | 1,653                                 | 4,462                     | 4,454         | 22,583   | 2,157        | 5,550   | 14,876 |    |
| 10          | 28,764 | 1,657                                 | 4,456                     | 4,448         | 22,651   | 2,153        | 5,583   | 14,915 |    |
| 11          | 28,698 | 1,567                                 | 4,499                     | 4,491         | 22,633   | 2,183        | 5,569   | 14,881 |    |
| 12          | 28,093 | 1,272                                 | 4,505                     | 4,498         | 22,317   | 2,168        | 5,593   | 14,555 |    |
| 2024. 1     | 27,743 | 1,192                                 | 4,458                     | 4,452         | 22,093   | 2,089        | 5,574   | 14,430 |    |
| 2           | 28,043 | 1,198                                 | 4,468                     | 4,460         | 22,377   | 2,077        | 5,530   | 14,770 |    |
| 3           | 28,396 | 1,388                                 | 4,519                     | 4,512         | 22,489   | 2,117        | 5,519   | 14,853 |    |
| 4           | 28,693 | 1,562                                 | 4,528                     | 4,521         | 22,603   | 2,098        | 5,554   | 14,952 |    |
| 5           | 28,915 | 1,621                                 | 4,510                     | 4,502         | 22,784   | 2,070        | 5,617   | 15,097 |    |
| 6           | 28,907 | 1,631                                 | 4,504                     | 4,497         | 22,773   | 2,057        | 5,577   | 15,139 |    |
| 7           | 28,857 | 1,596                                 | 4,480                     | 4,474         | 22,781   | 2,014        | 5,571   | 15,196 |    |
| 8           | 28,801 | 1,604                                 | 4,431                     | 4,425         | 22,766   | 2,042        | 5,525   | 15,200 |    |
| 9           | 28,842 | 1,610                                 | 4,412                     | 4,405         | 22,820   | 2,057        | 5,492   | 15,271 |    |
| By province |        |                                       |                           |               |  |              |   |        |    |
| Seoul       | 5,245  | 4                                     | 422                       | 422           | 4,820  | 327          | 1,169   | 3,324  |    |
| Busan       | 1,700  | 24                                    | 243                       | 243           | 1,433  | 131          | 361   | 941    |    |
| Daegu       | 1,216  | 11                                    | 236                       | 236           | 969  | 95           | 217   | 658    |    |
| Incheon     | 1,733  | 5                                     | 312                       | 312           | 1,417  | 150          | 327   | 939    |    |
| Gwangju     | 768    | 23                                    | 102                       | 102           | 643  | 70           | 149   | 424    |    |
| Daejeon     | 786    | 12                                    | 87                        | 87            | 687  | 66           | 166   | 456    |    |
| Ulsan       | 579    | 5                                     | 179                       | 179           | 396  | 45           | 103   | 248    |    |
| Sejong      | 214    | 8                                     | 34                        | 34            | 172  | 9            | 28  | 134    |    |
| Gyeonggi    | 7,828  | 184                                   | 1,354                     | 1,352         | 6,290  | 595          | 1,528   | 4,167  |    |
| Gangwon     | 874    | 102                                   | 62                        | 59            | 709  | 81           | 159   | 469    |    |
| Chungbuk    | 956    | 118                                   | 200                       | 199           | 638  | 72           | 144   | 423    |    |
| Chungnam    | 1,300  | 188                                   | 273                       | 273           | 839  | 76           | 190   | 573    |    |
| Jeonbuk     | 997    | 162                                   | 128                       | 128           | 706  | 70           | 152   | 485    |    |
| Jeonnam     | 1,010  | 217                                   | 108                       | 107           | 685  | 81           | 184   | 421    |    |
| Gyeongbuk   | 1,481  | 283                                   | 260                       | 260           | 938  | 83           | 228   | 627    |    |
| Gyeongnam   | 1,757  | 216                                   | 400                       | 399           | 1,141  | 79           | 293   | 768    |    |
| Jeju        | 400    | 49                                    | 14                        | 14            | 337  | 28           | 94  | 215    |    |

: 1) 10 (2017 )

2) + . . . .

:

8. Employed Person by Industry <sup>1)</sup>

In thousand persons

| Total  | Agriculture,<br>forestry &<br>fishing | Mining &<br>manufacturing | Manufacturing | Social overhead<br>capital & other<br>services | Construction | Wholesale &<br>retail trade,<br>hotels &<br>restaurants | Others | 2) |      |
|--------|---------------------------------------|---------------------------|---------------|--|--------------|---|--------|----|------|
|        |                                       |                           |               |  |              |   |        |    |      |
| Male   |                                       |                           |               |  |              |   |        |    |      |
| 15,381 | 876                                   | 3,148                     | 3,137         | 11,358   | 1,808        | 2,720   | 6,830  |    | 2020 |
| 15,548 | 897                                   | 3,121                     | 3,111         | 11,530   | 1,875        | 2,626   | 7,029  |    | 2021 |
| 15,928 | 932                                   | 3,222                     | 3,214         | 11,775   | 1,887        | 2,616   | 7,272  |    | 2022 |
| 15,952 | 921                                   | 3,176                     | 3,170         | 11,855   | 1,856        | 2,605   | 7,394  |    | 2023 |
| 15,658 | 807                                   | 3,151                     | 3,145         | 11,700   | 1,791        | 2,615   | 7,294  | 2. | 2023 |
| 15,873 | 898                                   | 3,171                     | 3,164         | 11,804   | 1,834        | 2,605   | 7,366  | 3  |      |
| 15,942 | 947                                   | 3,142                     | 3,135         | 11,854   | 1,831        | 2,605   | 7,418  | 4  |      |
| 16,116 | 981                                   | 3,173                     | 3,165         | 11,962   | 1,856        | 2,600   | 7,506  | 5  |      |
| 16,110 | 980                                   | 3,189                     | 3,182         | 11,940   | 1,868        | 2,601   | 7,472  | 6  |      |
| 16,044 | 969                                   | 3,180                     | 3,175         | 11,895   | 1,857        | 2,614   | 7,424  | 7  |      |
| 16,073 | 981                                   | 3,158                     | 3,152         | 11,934   | 1,874        | 2,609   | 7,451  | 8  |      |
| 16,084 | 981                                   | 3,170                     | 3,164         | 11,933   | 1,903        | 2,599   | 7,431  | 9  |      |
| 16,096 | 978                                   | 3,175                     | 3,169         | 11,943   | 1,885        | 2,598   | 7,460  | 10 |      |
| 16,055 | 932                                   | 3,212                     | 3,207         | 11,911   | 1,913        | 2,572   | 7,427  | 11 |      |
| 15,831 | 815                                   | 3,233                     | 3,228         | 11,783   | 1,894        | 2,572   | 7,317  | 12 |      |
| 15,651 | 781                                   | 3,203                     | 3,198         | 11,668   | 1,817        | 2,616   | 7,235  | 1. | 2024 |
| 15,741 | 784                                   | 3,210                     | 3,204         | 11,747   | 1,809        | 2,585   | 7,353  | 2  |      |
| 15,866 | 869                                   | 3,245                     | 3,239         | 11,752   | 1,846        | 2,561   | 7,344  | 3  |      |
| 15,962 | 924                                   | 3,263                     | 3,256         | 11,776   | 1,836        | 2,570   | 7,370  | 4  |      |
| 16,071 | 944                                   | 3,251                     | 3,244         | 11,876   | 1,807        | 2,618   | 7,450  | 5  |      |
| 16,066 | 940                                   | 3,264                     | 3,259         | 11,861   | 1,798        | 2,604   | 7,460  | 6  |      |
| 16,015 | 925                                   | 3,229                     | 3,225         | 11,861   | 1,754        | 2,607   | 7,500  | 7  |      |
| 16,003 | 935                                   | 3,189                     | 3,184         | 11,879   | 1,784        | 2,557   | 7,538  | 8  |      |
| 16,001 | 938                                   | 3,162                     | 3,157         | 11,901   | 1,803        | 2,522   | 7,577  | 9  |      |
| Female |                                       |                           |               |  |              |   |        |    |      |
| 11,523 | 570                                   | 1,241                     | 1,239         | 9,713  | 208          | 2,927   | 6,578  |    | 2020 |
| 11,725 | 562                                   | 1,258                     | 1,257         | 9,905  | 215          | 2,825   | 6,865  |    | 2021 |
| 12,161 | 594                                   | 1,291                     | 1,290         | 10,276   | 236          | 2,878   | 7,162  |    | 2022 |
| 12,464 | 592                                   | 1,292                     | 1,291         | 10,580   | 257          | 2,967   | 7,356  |    | 2023 |
| 12,056 | 425                                   | 1,278                     | 1,278         | 10,353   | 249          | 2,916   | 7,188  | 2. | 2023 |
| 12,350 | 540                                   | 1,299                     | 1,299         | 10,511   | 261          | 2,921   | 7,328  | 3  |      |
| 12,490 | 610                                   | 1,286                     | 1,286         | 10,593   | 262          | 2,958   | 7,374  | 4  |      |
| 12,720 | 673                                   | 1,301                     | 1,299         | 10,746   | 261          | 3,011   | 7,474  | 5  |      |
| 12,702 | 683                                   | 1,308                     | 1,306         | 10,711   | 255          | 2,980   | 7,476  | 6  |      |
| 12,642 | 653                                   | 1,313                     | 1,311         | 10,676   | 238          | 2,986   | 7,452  | 7  |      |
| 12,605 | 663                                   | 1,310                     | 1,308         | 10,632   | 251          | 2,964   | 7,417  | 8  |      |
| 12,614 | 671                                   | 1,292                     | 1,290         | 10,650   | 254          | 2,952   | 7,445  | 9  |      |
| 12,668 | 679                                   | 1,281                     | 1,279         | 10,708   | 268          | 2,986   | 7,455  | 10 |      |
| 12,643 | 635                                   | 1,286                     | 1,284         | 10,722   | 270          | 2,998   | 7,454  | 11 |      |
| 12,262 | 457                                   | 1,271                     | 1,270         | 10,534   | 274          | 3,022   | 7,238  | 12 |      |
| 12,092 | 411                                   | 1,255                     | 1,254         | 10,426   | 273          | 2,958   | 7,195  | 1. | 2024 |
| 12,302 | 414                                   | 1,257                     | 1,256         | 10,630   | 268          | 2,946   | 7,417  | 2  |      |
| 12,530 | 519                                   | 1,275                     | 1,273         | 10,737   | 271          | 2,958   | 7,509  | 3  |      |
| 12,732 | 638                                   | 1,266                     | 1,264         | 10,828   | 262          | 2,984   | 7,582  | 4  |      |
| 12,844 | 676                                   | 1,259                     | 1,258         | 10,909   | 262          | 2,999   | 7,647  | 5  |      |
| 12,842 | 691                                   | 1,240                     | 1,238         | 10,911   | 259          | 2,972   | 7,680  | 6  |      |
| 12,842 | 671                                   | 1,251                     | 1,250         | 10,921   | 261          | 2,964   | 7,696  | 7  |      |
| 12,798 | 669                                   | 1,242                     | 1,241         | 10,887   | 258          | 2,968   | 7,662  | 8  |      |
| 12,842 | 672                                   | 1,251                     | 1,248         | 10,919   | 254          | 2,970   | 7,695  | 9  |      |

Note: 1) Based on the 10th revision of Korean Standard Industrial Classification(2017).

2) Business, personal, public service &amp; others + electricity, transport, telecom. and finance

Source: Statistics Korea.

## 9.

: 1,000

|             | Total  | Self-employed<br>Worker | Self-<br>employed | 가                       | Wage & salary<br>worker | Regular<br>employee | Temporary<br>employee | Daily worker |
|-------------|--------|-------------------------|-------------------|-------------------------|-------------------------|---------------------|-----------------------|--------------|
|             |        |                         |                   | Unpaid family<br>worker |                         |                     |                       |              |
| Total       |        |                         |                   |                         |                         |                     |                       |              |
| 2019        | 27,123 | 6,683                   | 5,606             | 1,077                   | 20,440                  | 14,216              | 4,795                 | 1,429        |
| 2020        | 26,904 | 6,573                   | 5,531             | 1,042                   | 20,332                  | 14,521              | 4,483                 | 1,328        |
| 2021        | 27,273 | 6,520                   | 5,513             | 1,007                   | 20,753                  | 14,887              | 4,634                 | 1,231        |
| 2022        | 28,089 | 6,588                   | 5,632             | 955                     | 21,502                  | 15,692              | 4,678                 | 1,132        |
| 2023        | 28,416 | 6,588                   | 5,689             | 899                     | 21,828                  | 16,170              | 4,617                 | 1,042        |
| 2023. 2     | 27,714 | 6,341                   | 5,536             | 804                     | 21,373                  | 15,915              | 4,404                 | 1,054        |
| 3           | 28,223 | 6,474                   | 5,606             | 869                     | 21,749                  | 16,077              | 4,582                 | 1,091        |
| 4           | 28,432 | 6,638                   | 5,715             | 924                     | 21,794                  | 16,105              | 4,615                 | 1,074        |
| 5           | 28,835 | 6,759                   | 5,791             | 968                     | 22,076                  | 16,310              | 4,681                 | 1,085        |
| 6           | 28,812 | 6,771                   | 5,803             | 967                     | 22,041                  | 16,275              | 4,680                 | 1,087        |
| 7           | 28,686 | 6,727                   | 5,783             | 944                     | 21,959                  | 16,296              | 4,679                 | 984          |
| 8           | 28,678 | 6,724                   | 5,784             | 940                     | 21,954                  | 16,193              | 4,759                 | 1,002        |
| 9           | 28,698 | 6,668                   | 5,729             | 939                     | 22,030                  | 16,252              | 4,743                 | 1,035        |
| 10          | 28,764 | 6,682                   | 5,733             | 949                     | 22,082                  | 16,240              | 4,826                 | 1,016        |
| 11          | 28,698 | 6,629                   | 5,719             | 910                     | 22,069                  | 16,236              | 4,786                 | 1,047        |
| 12          | 28,093 | 6,353                   | 5,567             | 786                     | 21,740                  | 16,258              | 4,462                 | 1,020        |
| 2024. 1     | 27,743 | 6,293                   | 5,528             | 765                     | 21,450                  | 16,204              | 4,323                 | 923          |
| 2           | 28,043 | 6,284                   | 5,515             | 769                     | 21,759                  | 16,272              | 4,611                 | 877          |
| 3           | 28,396 | 6,431                   | 5,570             | 862                     | 21,965                  | 16,363              | 4,679                 | 923          |
| 4           | 28,693 | 6,555                   | 5,621             | 934                     | 22,139                  | 16,398              | 4,814                 | 927          |
| 5           | 28,915 | 6,631                   | 5,681             | 950                     | 22,284                  | 16,385              | 4,930                 | 969          |
| 6           | 28,907 | 6,643                   | 5,703             | 940                     | 22,264                  | 16,414              | 4,884                 | 966          |
| 7           | 28,857 | 6,646                   | 5,721             | 925                     | 22,211                  | 16,392              | 4,906                 | 913          |
| 8           | 28,801 | 6,657                   | 5,745             | 912                     | 22,143                  | 16,293              | 4,950                 | 901          |
| 9           | 28,842 | 6,652                   | 5,751             | 901                     | 22,190                  | 16,331              | 4,949                 | 911          |
| By province |        |                         |                   |                         |                         |                     |                       |              |
| Seoul       | 5,245  | 860                     | 804               | 56                      | 4,385                   | 3,302               | 920                   | 163          |
| Busan       | 1,700  | 343                     | 306               | 38                      | 1,357                   | 945                 | 361                   | 50           |
| Daegu       | 1,216  | 282                     | 252               | 30                      | 934                     | 693                 | 188                   | 53           |
| Incheon     | 1,733  | 314                     | 286               | 28                      | 1,419                   | 1,021               | 336                   | 62           |
| Gwangju     | 768    | 164                     | 148               | 16                      | 604                     | 439                 | 136                   | 29           |
| Daejeon     | 786    | 159                     | 141               | 19                      | 627                     | 461                 | 138                   | 29           |
| Ulsan       | 579    | 96                      | 85                | 11                      | 483                     | 358                 | 113                   | 12           |
| Sejong      | 214    | 37                      | 33                | 4                       | 176                     | 151                 | 23                    | 2            |
| Gyeonggi    | 7,828  | 1,590                   | 1,442             | 148                     | 6,238                   | 4,688               | 1,297                 | 253          |
| Gangwon     | 874    | 258                     | 213               | 45                      | 616                     | 426                 | 155                   | 35           |
| Chungbuk    | 956    | 276                     | 225               | 51                      | 681                     | 499                 | 152                   | 31           |
| Chungnam    | 1,300  | 382                     | 310               | 72                      | 918                     | 702                 | 170                   | 46           |
| Jeonbuk     | 997    | 321                     | 256               | 66                      | 676                     | 483                 | 161                   | 32           |
| Jeonnam     | 1,010  | 387                     | 298               | 89                      | 623                     | 399                 | 193                   | 31           |
| Gyeongbuk   | 1,481  | 546                     | 436               | 111                     | 935                     | 646                 | 254                   | 35           |
| Gyeongnam   | 1,757  | 507                     | 410               | 97                      | 1,250                   | 927                 | 288                   | 34           |
| Jeju        | 400    | 130                     | 108               | 23                      | 270                     | 191                 | 64                    | 15           |

:

### 9. Employed Person by Status of Worker

In thousand persons

| Total  | Self-employed Worker | 가             |                      | Wage & salary worker | Regular employee | Temporary employee | Daily worker |         |
|--------|----------------------|---------------|----------------------|----------------------|------------------|--------------------|--------------|---------|
|        |                      | Self-employed | Unpaid family worker |                      |                  |                    |              |         |
| Male   |                      |               |                      |                      |                  |                    |              |         |
| 15,463 | 4,108                | 3,965         | 143                  | 11,355               | 8,536            | 1,894              | 925          | 2019    |
| 15,381 | 4,077                | 3,920         | 157                  | 11,304               | 8,667            | 1,753              | 884          | 2020    |
| 15,548 | 4,107                | 3,949         | 157                  | 11,441               | 8,795            | 1,778              | 868          | 2021    |
| 15,928 | 4,121                | 3,973         | 148                  | 11,808               | 9,170            | 1,829              | 809          | 2022    |
| 15,952 | 4,100                | 3,978         | 122                  | 11,852               | 9,317            | 1,814              | 721          | 2023    |
| 15,658 | 3,997                | 3,872         | 125                  | 11,661               | 9,165            | 1,755              | 742          | 2. 2023 |
| 15,873 | 4,048                | 3,930         | 119                  | 11,825               | 9,247            | 1,808              | 770          | 3       |
| 15,942 | 4,136                | 4,009         | 127                  | 11,807               | 9,245            | 1,807              | 754          | 4       |
| 16,116 | 4,178                | 4,052         | 126                  | 11,938               | 9,364            | 1,817              | 757          | 5       |
| 16,110 | 4,177                | 4,054         | 123                  | 11,933               | 9,362            | 1,819              | 752          | 6       |
| 16,044 | 4,157                | 4,034         | 122                  | 11,887               | 9,387            | 1,827              | 674          | 7       |
| 16,073 | 4,145                | 4,027         | 119                  | 11,927               | 9,350            | 1,890              | 688          | 8       |
| 16,084 | 4,115                | 3,998         | 118                  | 11,969               | 9,396            | 1,870              | 703          | 9       |
| 16,096 | 4,128                | 4,004         | 124                  | 11,968               | 9,380            | 1,891              | 697          | 10      |
| 16,055 | 4,125                | 4,003         | 122                  | 11,931               | 9,361            | 1,849              | 721          | 11      |
| 15,831 | 4,015                | 3,897         | 118                  | 11,816               | 9,378            | 1,742              | 696          | 12      |
| 15,651 | 3,979                | 3,859         | 120                  | 11,672               | 9,345            | 1,697              | 629          | 1. 2024 |
| 15,741 | 3,967                | 3,846         | 121                  | 11,774               | 9,363            | 1,802              | 609          | 2       |
| 15,866 | 4,019                | 3,884         | 135                  | 11,848               | 9,406            | 1,800              | 642          | 3       |
| 15,962 | 4,052                | 3,914         | 138                  | 11,910               | 9,392            | 1,883              | 635          | 4       |
| 16,071 | 4,088                | 3,954         | 134                  | 11,983               | 9,380            | 1,934              | 669          | 5       |
| 16,066 | 4,087                | 3,959         | 128                  | 11,979               | 9,405            | 1,897              | 678          | 6       |
| 16,015 | 4,087                | 3,950         | 138                  | 11,928               | 9,393            | 1,902              | 633          | 7       |
| 16,003 | 4,095                | 3,963         | 132                  | 11,908               | 9,345            | 1,925              | 638          | 8       |
| 16,001 | 4,099                | 3,973         | 127                  | 11,901               | 9,366            | 1,896              | 639          | 9       |
| Female |                      |               |                      |                      |                  |                    |              |         |
| 11,660 | 2,575                | 1,641         | 935                  | 9,085                | 5,680            | 2,901              | 504          | 2019    |
| 11,523 | 2,495                | 1,611         | 884                  | 9,028                | 5,855            | 2,730              | 443          | 2020    |
| 11,725 | 2,413                | 1,564         | 850                  | 9,312                | 6,092            | 2,856              | 363          | 2021    |
| 12,161 | 2,467                | 1,659         | 807                  | 9,694                | 6,523            | 2,848              | 323          | 2022    |
| 12,464 | 2,488                | 1,711         | 777                  | 9,976                | 6,853            | 2,803              | 320          | 2023    |
| 12,056 | 2,344                | 1,664         | 680                  | 9,712                | 6,751            | 2,650              | 312          | 2. 2023 |
| 12,350 | 2,426                | 1,676         | 750                  | 9,925                | 6,830            | 2,774              | 321          | 3       |
| 12,490 | 2,503                | 1,705         | 797                  | 9,987                | 6,860            | 2,808              | 320          | 4       |
| 12,720 | 2,581                | 1,740         | 842                  | 10,138               | 6,946            | 2,864              | 328          | 5       |
| 12,702 | 2,594                | 1,749         | 845                  | 10,108               | 6,912            | 2,861              | 335          | 6       |
| 12,642 | 2,570                | 1,749         | 821                  | 10,072               | 6,909            | 2,852              | 310          | 7       |
| 12,605 | 2,579                | 1,757         | 821                  | 10,027               | 6,844            | 2,869              | 314          | 8       |
| 12,614 | 2,553                | 1,731         | 822                  | 10,061               | 6,856            | 2,873              | 333          | 9       |
| 12,668 | 2,554                | 1,729         | 825                  | 10,114               | 6,860            | 2,935              | 319          | 10      |
| 12,643 | 2,504                | 1,716         | 788                  | 10,138               | 6,875            | 2,938              | 326          | 11      |
| 12,262 | 2,338                | 1,671         | 668                  | 9,924                | 6,879            | 2,720              | 325          | 12      |
| 12,092 | 2,314                | 1,669         | 645                  | 9,778                | 6,859            | 2,625              | 294          | 1. 2024 |
| 12,302 | 2,317                | 1,669         | 648                  | 9,985                | 6,909            | 2,809              | 268          | 2       |
| 12,530 | 2,413                | 1,686         | 727                  | 10,117               | 6,957            | 2,879              | 281          | 3       |
| 12,732 | 2,503                | 1,707         | 796                  | 10,229               | 7,006            | 2,931              | 292          | 4       |
| 12,844 | 2,543                | 1,727         | 816                  | 10,301               | 7,005            | 2,996              | 300          | 5       |
| 12,842 | 2,556                | 1,744         | 812                  | 10,285               | 7,009            | 2,988              | 289          | 6       |
| 12,842 | 2,559                | 1,772         | 788                  | 10,283               | 6,999            | 3,004              | 280          | 7       |
| 12,798 | 2,562                | 1,783         | 780                  | 10,235               | 6,948            | 3,025              | 263          | 8       |
| 12,842 | 2,553                | 1,778         | 775                  | 10,289               | 6,964            | 3,053              | 271          | 9       |

Source: Statistics Korea.

10.

1)

: 1,000

|         | Total  | 1-17      | 18-35      | 36-44      | 45-53      | 54             | 36             | Temporarily absent |
|---------|--------|-----------|------------|------------|------------|----------------|----------------|--------------------|
|         |        | 1~17Hours | 18~35Hours | 36~44Hours | 45~53Hours | 54Hours & over | 36Hours & over |                    |
| Total   |        |           |            |            |            |                |                |                    |
| 2019    | 27,123 | 1,821     | 3,581      | 11,269     | 6,122      | 3,924          | 21,314         | 407                |
| 2020    | 26,904 | 1,901     | 4,055      | 11,566     | 5,295      | 3,251          | 20,112         | 837                |
| 2021    | 27,273 | 2,152     | 4,553      | 11,835     | 5,225      | 3,018          | 20,078         | 490                |
| 2022    | 28,089 | 2,251     | 5,777      | 11,669     | 5,054      | 2,856          | 19,578         | 483                |
| 2023    | 28,416 | 2,268     | 4,527      | 12,917     | 5,298      | 2,980          | 21,195         | 426                |
| 2021. 1 | 25,818 | 1,852     | 3,536      | 11,704     | 5,016      | 2,819          | 19,539         | 892                |
| 2       | 26,365 | 2,125     | 3,735      | 11,713     | 5,214      | 2,878          | 19,806         | 698                |
| 3       | 26,923 | 2,158     | 3,728      | 12,071     | 5,477      | 3,063          | 20,611         | 427                |
| 4       | 27,214 | 2,134     | 3,645      | 12,338     | 5,531      | 3,163          | 21,031         | 403                |
| 5       | 27,550 | 2,206     | 3,782      | 12,404     | 5,511      | 3,225          | 21,140         | 422                |
| 6       | 27,637 | 2,189     | 3,714      | 12,516     | 5,558      | 3,258          | 21,331         | 403                |
| 7       | 27,648 | 2,197     | 3,794      | 12,440     | 5,570      | 3,142          | 21,152         | 506                |
| 8       | 27,603 | 2,342     | 8,181      | 9,119      | 4,500      | 2,837          | 16,455         | 625                |
| 9       | 27,683 | 2,203     | 4,043      | 12,795     | 5,223      | 3,024          | 21,043         | 394                |
| 10      | 27,741 | 2,221     | 8,619      | 9,185      | 4,477      | 2,864          | 16,526         | 375                |
| 11      | 27,795 | 2,138     | 3,980      | 12,954     | 5,379      | 2,992          | 21,324         | 352                |
| 12      | 27,298 | 2,063     | 3,885      | 12,784     | 5,243      | 2,947          | 20,973         | 378                |
| 2022. 1 | 26,953 | 1,984     | 3,714      | 12,575     | 5,291      | 2,820          | 20,686         | 569                |
| 2       | 27,402 | 2,236     | 3,785      | 12,553     | 5,390      | 2,836          | 20,779         | 602                |
| 3       | 27,754 | 2,319     | 3,756      | 12,657     | 5,496      | 2,865          | 21,018         | 662                |
| 4       | 28,078 | 2,217     | 3,665      | 13,070     | 5,656      | 3,014          | 21,740         | 456                |
| 5       | 28,485 | 2,188     | 3,660      | 13,131     | 5,780      | 3,331          | 22,242         | 395                |
| 6       | 28,478 | 2,172     | 3,730      | 13,138     | 5,773      | 3,281          | 22,192         | 384                |
| 7       | 28,475 | 2,189     | 3,784      | 13,083     | 5,762      | 3,221          | 22,066         | 436                |
| 8       | 28,410 | 2,403     | 9,966      | 8,342      | 4,354      | 2,743          | 15,439         | 602                |
| 9       | 28,389 | 2,510     | 13,080     | 7,064      | 3,279      | 1,999          | 12,342         | 457                |
| 10      | 28,418 | 2,369     | 11,930     | 7,575      | 3,692      | 2,465          | 13,732         | 387                |
| 11      | 28,421 | 2,223     | 4,208      | 13,597     | 5,089      | 2,907          | 21,593         | 397                |
| 12      | 27,808 | 2,198     | 4,047      | 13,241     | 5,082      | 2,790          | 21,112         | 451                |
| 2023. 1 | 27,363 | 2,118     | 4,050      | 13,112     | 4,860      | 2,586          | 20,558         | 637                |
| 2       | 27,714 | 2,246     | 3,905      | 13,009     | 5,227      | 2,779          | 21,015         | 547                |
| 3       | 28,223 | 2,208     | 3,800      | 13,436     | 5,459      | 2,960          | 21,855         | 360                |
| 4       | 28,432 | 2,186     | 3,800      | 13,571     | 5,459      | 3,042          | 22,072         | 374                |
| 5       | 28,835 | 2,173     | 3,815      | 13,496     | 5,641      | 3,321          | 22,458         | 389                |
| 6       | 28,812 | 2,208     | 3,809      | 13,431     | 5,746      | 3,253          | 22,429         | 365                |
| 7       | 28,686 | 2,414     | 4,038      | 13,302     | 5,457      | 3,022          | 21,781         | 454                |
| 8       | 28,678 | 2,620     | 11,062     | 7,926      | 3,894      | 2,619          | 14,439         | 557                |
| 9       | 28,698 | 2,278     | 4,062      | 13,607     | 5,346      | 3,027          | 21,980         | 378                |
| 10      | 28,764 | 2,213     | 3,916      | 13,575     | 5,555      | 3,169          | 22,300         | 335                |
| 11      | 28,698 | 2,298     | 3,997      | 13,456     | 5,528      | 3,062          | 22,046         | 357                |
| 12      | 28,093 | 2,254     | 4,070      | 13,079     | 5,408      | 2,919          | 21,405         | 363                |
| 2024. 1 | 27,743 | 2,223     | 3,932      | 12,777     | 5,376      | 2,834          | 20,987         | 601                |
| 2       | 28,043 | 2,884     | 12,936     | 6,870      | 2,960      | 1,769          | 11,599         | 623                |
| 3       | 28,396 | 2,361     | 4,153      | 13,687     | 5,096      | 2,757          | 21,540         | 343                |
| 4       | 28,693 | 2,280     | 4,072      | 13,592     | 5,511      | 2,876          | 21,978         | 364                |
| 5       | 28,915 | 2,709     | 12,357     | 7,210      | 3,665      | 2,595          | 13,470         | 380                |
| 6       | 28,907 | 2,394     | 4,169      | 13,729     | 5,261      | 2,940          | 21,929         | 415                |
| 7       | 28,857 | 2,557     | 4,252      | 13,601     | 5,181      | 2,805          | 21,587         | 462                |
| 8       | 28,801 | 2,869     | 12,850     | 6,666      | 3,410      | 2,265          | 12,341         | 742                |
| 9       | 28,842 | 2,578     | 4,437      | 13,818     | 4,878      | 2,750          | 21,447         | 381                |

: 1)

:

15

1

7

(

,

3

)

:

10. Employed Persons by Hours Worked <sup>1)</sup>

| In thousand persons |           |            |            |            |                |                |                    |         |
|---------------------|-----------|------------|------------|------------|----------------|----------------|--------------------|---------|
|                     | 1-17      | 18-35      | 36-44      | 45-53      | 54             | 36             |                    |         |
| Total               | 1~17Hours | 18~35Hours | 36~44Hours | 45~53Hours | 54Hours & over | 36Hours & over | Temporarily absent |         |
| Male                |           |            |            |            |                |                |                    |         |
| 15,463              | 658       | 1,427      | 6,372      | 4,171      | 2,673          | 13,216         | 163                | 2019    |
| 15,381              | 731       | 1,729      | 6,667      | 3,673      | 2,243          | 12,583         | 338                | 2020    |
| 15,548              | 814       | 1,952      | 6,843      | 3,625      | 2,099          | 12,566         | 216                | 2021    |
| 15,928              | 846       | 2,662      | 6,721      | 3,504      | 1,977          | 12,201         | 219                | 2022    |
| 15,952              | 849       | 1,906      | 7,352      | 3,611      | 2,053          | 13,016         | 181                | 2023    |
| 14,939              | 828       | 1,434      | 6,815      | 3,475      | 1,998          | 12,287         | 390                | 1. 2021 |
| 15,149              | 893       | 1,535      | 6,823      | 3,612      | 1,988          | 12,423         | 299                | 2       |
| 15,417              | 802       | 1,476      | 7,004      | 3,790      | 2,146          | 12,941         | 199                | 3       |
| 15,514              | 779       | 1,408      | 7,096      | 3,828      | 2,219          | 13,144         | 184                | 4       |
| 15,645              | 783       | 1,489      | 7,120      | 3,824      | 2,236          | 13,180         | 192                | 5       |
| 15,667              | 771       | 1,470      | 7,144      | 3,853      | 2,249          | 13,246         | 180                | 6       |
| 15,666              | 818       | 1,474      | 7,136      | 3,834      | 2,183          | 13,153         | 222                | 7       |
| 15,682              | 866       | 4,064      | 5,396      | 3,129      | 1,958          | 10,482         | 271                | 8       |
| 15,697              | 831       | 1,635      | 7,357      | 3,624      | 2,083          | 13,064         | 167                | 9       |
| 15,730              | 769       | 4,259      | 5,430      | 3,140      | 1,969          | 10,538         | 164                | 10      |
| 15,809              | 771       | 1,612      | 7,432      | 3,745      | 2,096          | 13,273         | 153                | 11      |
| 15,655              | 850       | 1,564      | 7,359      | 3,648      | 2,059          | 13,066         | 174                | 12      |
| 15,494              | 841       | 1,520      | 7,238      | 3,685      | 1,970          | 12,893         | 241                | 1. 2022 |
| 15,621              | 918       | 1,512      | 7,180      | 3,748      | 2,010          | 12,938         | 253                | 2       |
| 15,805              | 918       | 1,544      | 7,199      | 3,814      | 2,014          | 13,027         | 316                | 3       |
| 15,933              | 816       | 1,436      | 7,398      | 3,962      | 2,111          | 13,471         | 210                | 4       |
| 16,113              | 766       | 1,425      | 7,414      | 4,008      | 2,309          | 13,731         | 191                | 5       |
| 16,109              | 756       | 1,501      | 7,444      | 3,957      | 2,278          | 13,679         | 172                | 6       |
| 16,079              | 782       | 1,501      | 7,379      | 3,976      | 2,231          | 13,586         | 211                | 7       |
| 16,085              | 887       | 5,031      | 4,975      | 3,050      | 1,868          | 9,893          | 275                | 8       |
| 16,035              | 926       | 6,874      | 4,434      | 2,228      | 1,369          | 8,032          | 204                | 9       |
| 16,068              | 818       | 6,165      | 4,657      | 2,579      | 1,675          | 8,911          | 173                | 10      |
| 16,038              | 813       | 1,742      | 7,799      | 3,533      | 1,974          | 13,306         | 177                | 11      |
| 15,760              | 912       | 1,696      | 7,528      | 3,506      | 1,912          | 12,946         | 206                | 12      |
| 15,543              | 923       | 1,726      | 7,539      | 3,315      | 1,776          | 12,630         | 264                | 1. 2023 |
| 15,658              | 906       | 1,604      | 7,463      | 3,576      | 1,901          | 12,940         | 209                | 2       |
| 15,873              | 821       | 1,511      | 7,609      | 3,730      | 2,051          | 13,389         | 153                | 3       |
| 15,942              | 775       | 1,513      | 7,701      | 3,679      | 2,106          | 13,486         | 168                | 4       |
| 16,116              | 753       | 1,462      | 7,593      | 3,827      | 2,299          | 13,719         | 182                | 5       |
| 16,110              | 776       | 1,444      | 7,587      | 3,902      | 2,241          | 13,730         | 160                | 6       |
| 16,044              | 972       | 1,615      | 7,440      | 3,715      | 2,081          | 13,236         | 221                | 7       |
| 16,073              | 964       | 5,671      | 4,743      | 2,679      | 1,773          | 9,195          | 243                | 8       |
| 16,084              | 810       | 1,622      | 7,761      | 3,641      | 2,086          | 13,488         | 165                | 9       |
| 16,096              | 767       | 1,509      | 7,728      | 3,785      | 2,180          | 13,692         | 128                | 10      |
| 16,055              | 827       | 1,554      | 7,639      | 3,792      | 2,104          | 13,535         | 138                | 11      |
| 15,831              | 892       | 1,646      | 7,419      | 3,692      | 2,037          | 13,148         | 145                | 12      |
| 15,651              | 920       | 1,599      | 7,229      | 3,710      | 1,965          | 12,904         | 229                | 1. 2024 |
| 15,741              | 1,166     | 6,825      | 4,267      | 2,032      | 1,211          | 7,509          | 240                | 2       |
| 15,866              | 862       | 1,641      | 7,816      | 3,507      | 1,919          | 13,242         | 121                | 3       |
| 15,962              | 759       | 1,569      | 7,741      | 3,741      | 2,010          | 13,491         | 142                | 4       |
| 16,071              | 916       | 6,306      | 4,365      | 2,514      | 1,811          | 8,690          | 160                | 5       |
| 16,066              | 801       | 1,641      | 7,806      | 3,579      | 2,074          | 13,459         | 165                | 6       |
| 16,015              | 931       | 1,697      | 7,708      | 3,535      | 1,936          | 13,179         | 208                | 7       |
| 16,003              | 1,045     | 6,665      | 4,078      | 2,331      | 1,567          | 7,977          | 317                | 8       |
| 16,001              | 931       | 1,744      | 7,948      | 3,311      | 1,887          | 13,147         | 179                | 9       |

Note: 1) Survey reference period: A week including the 15th of each month(A week earlier when including more than 3 holidays in a row during the survey reference period)

Source: Statistics Korea.

10. ( )<sup>1)</sup>  
Employed Person by Hours Worked (Cont'd)

: 1,000

In thousand persons

|         | Total  | 1-17      | 18-35      | 36-44      | 45-53      | 54             | 36             | Temporarily absent |
|---------|--------|-----------|------------|------------|------------|----------------|----------------|--------------------|
|         |        | 1~17Hours | 18~35Hours | 36~44Hours | 45~53Hours | 54Hours & over | 36Hours & over |                    |
|         |        |           |            |            |            | Female         |                |                    |
| 2019    | 11,660 | 1,163     | 2,155      | 4,897      | 1,951      | 1,251          | 8,099          | 244                |
| 2020    | 11,523 | 1,170     | 2,326      | 4,899      | 1,621      | 1,008          | 7,528          | 499                |
| 2021    | 11,725 | 1,339     | 2,602      | 4,993      | 1,600      | 919            | 7,511          | 273                |
| 2022    | 12,161 | 1,405     | 3,115      | 4,948      | 1,550      | 879            | 7,377          | 264                |
| 2023    | 12,464 | 1,419     | 2,621      | 5,565      | 1,687      | 927            | 8,179          | 245                |
| 2021. 1 | 10,879 | 1,023     | 2,102      | 4,890      | 1,541      | 821            | 7,252          | 502                |
| 2       | 11,215 | 1,233     | 2,201      | 4,891      | 1,603      | 890            | 7,383          | 399                |
| 3       | 11,506 | 1,356     | 2,252      | 5,066      | 1,686      | 917            | 7,670          | 228                |
| 4       | 11,699 | 1,355     | 2,238      | 5,241      | 1,703      | 944            | 7,888          | 219                |
| 5       | 11,905 | 1,422     | 2,293      | 5,284      | 1,687      | 989            | 7,960          | 230                |
| 6       | 11,970 | 1,418     | 2,244      | 5,372      | 1,705      | 1,009          | 8,085          | 223                |
| 7       | 11,983 | 1,379     | 2,320      | 5,305      | 1,736      | 959            | 7,999          | 284                |
| 8       | 11,920 | 1,476     | 4,117      | 3,723      | 1,371      | 879            | 5,973          | 354                |
| 9       | 11,986 | 1,372     | 2,408      | 5,438      | 1,600      | 942            | 7,979          | 227                |
| 10      | 12,011 | 1,453     | 4,360      | 3,755      | 1,337      | 895            | 5,988          | 211                |
| 11      | 11,986 | 1,367     | 2,368      | 5,522      | 1,634      | 896            | 8,051          | 199                |
| 12      | 11,643 | 1,212     | 2,320      | 5,425      | 1,594      | 888            | 7,907          | 203                |
| 2022. 1 | 11,458 | 1,144     | 2,194      | 5,337      | 1,606      | 850            | 7,793          | 327                |
| 2       | 11,781 | 1,318     | 2,273      | 5,373      | 1,642      | 826            | 7,841          | 349                |
| 3       | 11,949 | 1,400     | 2,212      | 5,458      | 1,682      | 851            | 7,991          | 346                |
| 4       | 12,145 | 1,401     | 2,229      | 5,672      | 1,694      | 904            | 8,269          | 246                |
| 5       | 12,372 | 1,422     | 2,235      | 5,717      | 1,771      | 1,023          | 8,511          | 203                |
| 6       | 12,370 | 1,416     | 2,229      | 5,694      | 1,816      | 1,004          | 8,514          | 212                |
| 7       | 12,396 | 1,407     | 2,283      | 5,704      | 1,786      | 990            | 8,480          | 226                |
| 8       | 12,325 | 1,517     | 4,935      | 3,367      | 1,304      | 876            | 5,547          | 327                |
| 9       | 12,354 | 1,585     | 6,205      | 2,630      | 1,050      | 630            | 4,310          | 254                |
| 10      | 12,350 | 1,551     | 5,765      | 2,918      | 1,113      | 789            | 4,821          | 214                |
| 11      | 12,383 | 1,409     | 2,466      | 5,798      | 1,556      | 933            | 8,287          | 221                |
| 12      | 12,048 | 1,286     | 2,351      | 5,713      | 1,575      | 878            | 8,166          | 245                |
| 2023. 1 | 11,820 | 1,195     | 2,324      | 5,573      | 1,544      | 811            | 7,928          | 373                |
| 2       | 12,056 | 1,341     | 2,302      | 5,546      | 1,652      | 878            | 8,076          | 338                |
| 3       | 12,350 | 1,388     | 2,289      | 5,827      | 1,729      | 910            | 8,466          | 208                |
| 4       | 12,490 | 1,411     | 2,287      | 5,871      | 1,779      | 936            | 8,586          | 205                |
| 5       | 12,720 | 1,421     | 2,353      | 5,903      | 1,814      | 1,022          | 8,739          | 207                |
| 6       | 12,702 | 1,432     | 2,365      | 5,844      | 1,844      | 1,012          | 8,700          | 205                |
| 7       | 12,642 | 1,442     | 2,422      | 5,862      | 1,742      | 940            | 8,545          | 233                |
| 8       | 12,605 | 1,656     | 5,391      | 3,183      | 1,215      | 846            | 5,244          | 315                |
| 9       | 12,614 | 1,468     | 2,440      | 5,847      | 1,705      | 941            | 8,492          | 213                |
| 10      | 12,668 | 1,446     | 2,407      | 5,848      | 1,771      | 989            | 8,607          | 208                |
| 11      | 12,643 | 1,471     | 2,442      | 5,817      | 1,737      | 958            | 8,511          | 219                |
| 12      | 12,262 | 1,362     | 2,424      | 5,660      | 1,716      | 882            | 8,257          | 219                |
| 2024. 1 | 12,092 | 1,303     | 2,333      | 5,548      | 1,667      | 869            | 8,084          | 372                |
| 2       | 12,302 | 1,718     | 6,111      | 2,603      | 929        | 558            | 4,090          | 383                |
| 3       | 12,530 | 1,499     | 2,512      | 5,871      | 1,589      | 838            | 8,298          | 221                |
| 4       | 12,732 | 1,522     | 2,502      | 5,851      | 1,770      | 866            | 8,487          | 221                |
| 5       | 12,844 | 1,793     | 6,051      | 2,844      | 1,151      | 785            | 4,780          | 220                |
| 6       | 12,842 | 1,594     | 2,528      | 5,923      | 1,682      | 866            | 8,470          | 249                |
| 7       | 12,842 | 1,626     | 2,554      | 5,893      | 1,646      | 869            | 8,408          | 254                |
| 8       | 12,798 | 1,824     | 6,185      | 2,588      | 1,079      | 697            | 4,364          | 425                |
| 9       | 12,842 | 1,648     | 2,692      | 5,870      | 1,567      | 863            | 8,300          | 202                |



## 11. Unemployed Persons by Gender and Educational Attainment

: 1,000

In thousand persons

|         | Total | Under middle school | High school graduates | College, university and over | Male | Under middle school | High school graduates | College, university and over | Female | Under middle school | High school graduates | College, university and over |
|---------|-------|---------------------|-----------------------|------------------------------|------|---------------------|-----------------------|------------------------------|--------|---------------------|-----------------------|------------------------------|
| 2019    | 1,063 | 155                 | 440                   | 469                          | 627  | 87                  | 278                   | 261                          | 437    | 68                  | 161                   | 208                          |
| 2020    | 1,108 | 168                 | 471                   | 468                          | 624  | 89                  | 287                   | 248                          | 484    | 79                  | 184                   | 220                          |
| 2021    | 1,037 | 160                 | 423                   | 454                          | 576  | 79                  | 250                   | 248                          | 461    | 82                  | 173                   | 207                          |
| 2022    | 833   | 120                 | 336                   | 377                          | 447  | 61                  | 203                   | 184                          | 385    | 59                  | 133                   | 193                          |
| 2023    | 787   | 110                 | 299                   | 378                          | 434  | 56                  | 176                   | 202                          | 353    | 54                  | 123                   | 176                          |
| 2022. 3 | 873   | 111                 | 327                   | 436                          | 474  | 72                  | 199                   | 204                          | 399    | 39                  | 129                   | 231                          |
| 4       | 864   | 84                  | 337                   | 443                          | 459  | 54                  | 200                   | 205                          | 405    | 30                  | 137                   | 239                          |
| 5       | 889   | 83                  | 342                   | 464                          | 479  | 56                  | 198                   | 226                          | 411    | 27                  | 145                   | 238                          |
| 6       | 888   | 86                  | 366                   | 436                          | 483  | 51                  | 222                   | 209                          | 405    | 35                  | 144                   | 226                          |
| 7       | 836   | 84                  | 362                   | 391                          | 476  | 47                  | 229                   | 200                          | 361    | 37                  | 132                   | 191                          |
| 8       | 615   | 39                  | 269                   | 306                          | 340  | 24                  | 161                   | 155                          | 274    | 15                  | 108                   | 151                          |
| 9       | 704   | 55                  | 309                   | 340                          | 390  | 34                  | 184                   | 172                          | 313    | 21                  | 125                   | 167                          |
| 10      | 692   | 66                  | 304                   | 323                          | 395  | 44                  | 185                   | 166                          | 298    | 22                  | 119                   | 157                          |
| 11      | 666   | 62                  | 284                   | 319                          | 370  | 43                  | 175                   | 153                          | 295    | 19                  | 110                   | 166                          |
| 12      | 866   | 253                 | 325                   | 288                          | 431  | 88                  | 203                   | 141                          | 435    | 166                 | 122                   | 147                          |
| 2023. 1 | 1,024 | 288                 | 381                   | 354                          | 515  | 111                 | 221                   | 183                          | 509    | 177                 | 160                   | 172                          |
| 2       | 890   | 126                 | 340                   | 425                          | 467  | 66                  | 194                   | 207                          | 423    | 60                  | 145                   | 218                          |
| 3       | 840   | 79                  | 306                   | 455                          | 476  | 49                  | 180                   | 248                          | 364    | 31                  | 126                   | 207                          |
| 4       | 804   | 71                  | 303                   | 431                          | 459  | 47                  | 170                   | 243                          | 345    | 24                  | 133                   | 188                          |
| 5       | 787   | 79                  | 281                   | 428                          | 447  | 50                  | 155                   | 242                          | 341    | 29                  | 126                   | 186                          |
| 6       | 807   | 82                  | 305                   | 420                          | 446  | 55                  | 168                   | 223                          | 361    | 26                  | 137                   | 198                          |
| 7       | 807   | 93                  | 324                   | 390                          | 456  | 58                  | 191                   | 208                          | 351    | 35                  | 134                   | 183                          |
| 8       | 573   | 40                  | 231                   | 303                          | 319  | 26                  | 134                   | 160                          | 254    | 15                  | 96                    | 143                          |
| 9       | 661   | 64                  | 259                   | 338                          | 374  | 41                  | 154                   | 179                          | 287    | 23                  | 106                   | 159                          |
| 10      | 627   | 56                  | 264                   | 307                          | 376  | 38                  | 168                   | 170                          | 250    | 18                  | 95                    | 137                          |
| 11      | 677   | 63                  | 275                   | 339                          | 393  | 40                  | 172                   | 182                          | 283    | 22                  | 103                   | 158                          |
| 12      | 944   | 278                 | 318                   | 348                          | 477  | 91                  | 203                   | 184                          | 467    | 187                 | 116                   | 164                          |
| 2024. 1 | 1,072 | 289                 | 380                   | 404                          | 544  | 101                 | 234                   | 209                          | 528    | 188                 | 145                   | 195                          |
| 2       | 915   | 122                 | 368                   | 424                          | 497  | 64                  | 232                   | 201                          | 418    | 58                  | 137                   | 223                          |
| 3       | 892   | 92                  | 350                   | 451                          | 511  | 54                  | 220                   | 238                          | 381    | 38                  | 130                   | 213                          |
| 4       | 885   | 84                  | 344                   | 457                          | 507  | 54                  | 212                   | 241                          | 378    | 30                  | 132                   | 216                          |
| 5       | 884   | 83                  | 338                   | 463                          | 522  | 52                  | 218                   | 252                          | 362    | 32                  | 119                   | 211                          |
| 6       | 857   | 83                  | 339                   | 436                          | 490  | 47                  | 207                   | 236                          | 367    | 36                  | 132                   | 200                          |
| 7       | 737   | 78                  | 287                   | 371                          | 418  | 46                  | 175                   | 197                          | 319    | 32                  | 112                   | 175                          |
| 8       | 564   | 60                  | 192                   | 312                          | 319  | 33                  | 126                   | 160                          | 246    | 27                  | 66                    | 152                          |
| 9       | 622   | 58                  | 227                   | 338                          | 348  | 35                  | 133                   | 180                          | 274    | 23                  | 94                    | 158                          |

Source: Statistics Korea.

12.

(10 )<sup>1)</sup>

|         | All industries                 |             | Mining & quarrying                 |             | Manufacturing          |             | Electricity, gas, steam and air conditioning supply |             | Water supply; sewage, waste management, materials recovery                                 |             |
|---------|--------------------------------|-------------|------------------------------------|-------------|------------------------|-------------|---|-------------|--|-------------|
|         | Earnings                       | Days worked | Earnings                           | Days worked | Earnings               | Days worked | Earnings  | Days worked | Earnings   | Days worked |
| 2023. 7 | 4,751,227                      | 20.3        | 6,160,078                          | 21.2        | 5,128,500              | 20.4        | 7,708,850   | 19.4        | 4,537,705  | 21.6        |
| 8       | 4,428,080                      | 20.6        | 4,589,057                          | 21.0        | 4,575,562              | 20.0        | 5,538,958   | 19.0        | 4,352,319  | 21.9        |
| 9       | 5,205,840                      | 18.8        | 5,900,215                          | 19.6        | 5,607,023              | 19.0        | 9,797,141   | 19.9        | 5,598,371  | 20.0        |
| 10      | 4,502,384                      | 18.6        | 4,542,881                          | 19.5        | 4,900,057              | 18.9        | 5,669,455   | 15.4        | 4,529,009  | 20.1        |
| 11      | 4,374,658                      | 21.2        | 4,949,072                          | 22.5        | 4,659,483              | 21.5        | 5,741,318   | 21.0        | 4,263,582  | 22.2        |
| 12      | 5,400,624                      | 19.4        | 4,978,494                          | 20.8        | 5,891,968              | 19.7        | 8,302,077   | 19.1        | 5,949,392  | 20.8        |
| 2024. 1 | 5,209,113                      | 21.2        | 5,970,904                          | 21.6        | 5,949,947              | 21.4        | 7,728,346   | 18.6        | 4,772,355  | 22.3        |
| 2       | 5,273,601                      | 18.5        | 5,016,186                          | 19.1        | 5,569,522              | 18.7        | 8,614,443   | 18.6        | 4,878,548  | 19.8        |
| 3       | 4,803,455                      | 19.7        | 5,175,220                          | 20.6        | 5,014,794              | 20.0        | 10,176,607  | 18.6        | 4,850,213  | 21.0        |
| 4       | 4,579,813                      | 20.5        | 4,673,494                          | 21.5        | 4,931,669              | 20.8        | 5,943,037   | 18.6        | 4,426,144  | 21.6        |
| 5       | 4,501,729                      | 19.6        | 5,195,544                          | 21.0        | 4,744,154              | 20.0        | 6,119,277   | 17.9        | 4,641,151  | 20.9        |
| 6       | 4,583,061                      | 18.8        | 4,883,582                          | 20.1        | 4,810,627              | 19.2        | 8,879,785   | 18.6        | 4,820,717  | 20.1        |
| 7       | 5,128,809                      | 21.8        | 6,145,925                          | 22.6        | 5,588,024              | 21.6        | 7,214,960   | 19.9        | 4,639,994  | 22.8        |
|         | Information and communications |             | Financial institutions & insurance |             | Real estate activities |             | Professional, scientific and technical activities   |             | Business facilities management and business support services rental and leasing activities |             |
|         | Earnings                       | Days worked | Earnings                           | Days worked | Earnings               | Days worked | Earnings  | Days worked | Earnings   | Days worked |
| 2023. 7 | 5,566,336                      | 20.2        | 7,402,263                          | 19.8        | 3,578,622              | 19.7        | 6,130,552   | 20.1        | 2,790,998  | 20.5        |
| 8       | 5,308,254                      | 20.8        | 7,117,239                          | 20.4        | 3,443,220              | 20.2        | 5,900,438   | 20.4        | 2,758,889  | 21.2        |
| 9       | 5,629,669                      | 18.4        | 8,064,778                          | 18.0        | 3,715,375              | 18.2        | 7,472,472   | 18.5        | 2,946,235  | 18.9        |
| 10      | 5,410,954                      | 18.3        | 6,570,046                          | 17.8        | 3,382,832              | 18.3        | 5,746,278   | 18.0        | 2,765,870  | 18.8        |
| 11      | 5,222,014                      | 21.1        | 6,516,450                          | 20.5        | 3,397,847              | 20.3        | 5,701,875   | 21.0        | 2,759,404  | 21.3        |
| 12      | 6,508,350                      | 18.9        | 9,736,539                          | 18.4        | 3,871,381              | 19.0        | 7,552,230   | 18.7        | 3,103,750  | 19.7        |
| 2024. 1 | 6,465,431                      | 21.1        | 9,273,000                          | 20.9        | 3,918,910              | 20.5        | 6,299,179   | 20.9        | 2,936,208  | 21.3        |
| 2       | 6,674,721                      | 18.3        | 9,646,923                          | 18.0        | 3,677,940              | 18.0        | 7,158,804   | 18.1        | 2,967,204  | 18.7        |
| 3       | 6,058,213                      | 19.3        | 8,146,895                          | 19.0        | 3,574,273              | 19.1        | 5,970,152   | 19.3        | 2,841,269  | 19.7        |
| 4       | 5,468,105                      | 20.2        | 7,459,422                          | 19.8        | 3,472,675              | 19.8        | 5,796,153   | 20.2        | 2,824,274  | 20.5        |
| 5       | 5,504,646                      | 19.2        | 7,023,219                          | 18.8        | 3,501,155              | 19.1        | 5,724,513   | 19.0        | 2,836,194  | 19.8        |
| 6       | 5,480,570                      | 18.4        | 6,938,639                          | 17.9        | 3,536,416              | 18.3        | 6,062,826   | 18.4        | 2,850,697  | 18.9        |
| 7       | 5,753,776                      | 21.9        | 7,690,229                          | 21.5        | 3,789,038              | 21.2        | 7,824,777   | 21.7        | 2,895,884  | 22.1        |

: 1)

10

:

## 12. Monthly Earnings and Days Worked of Regular Employee by Industry <sup>1)</sup> (10 Employees and More)

In won, day

| Construction |             | Wholesale and retail trade |             | Transportation and storage |             | Accommodation and food services |             |         |
|--------------|-------------|----------------------------|-------------|----------------------------|-------------|---------------------------------|-------------|---------|
| Earnings     | Days worked | Earnings                   | Days worked | Earnings                   | Days worked | Earnings                        | Days worked |         |
| 5,104,240    | 20.7        | 4,924,851                  | 20.5        | 4,741,566                  | 20.3        | 3,310,420                       | 21.6        | 7. 2023 |
| 4,842,379    | 21.2        | 4,702,126                  | 21.1        | 4,260,979                  | 20.8        | 3,140,215                       | 22.1        | 8       |
| 5,447,624    | 19.2        | 5,399,154                  | 19.0        | 4,783,169                  | 19.0        | 3,609,263                       | 20.4        | 9       |
| 4,845,569    | 18.7        | 4,742,648                  | 18.8        | 4,295,994                  | 19.1        | 3,268,406                       | 20.4        | 10      |
| 4,921,023    | 21.7        | 4,569,942                  | 21.4        | 3,942,302                  | 20.9        | 3,191,279                       | 22.3        | 11      |
| 5,401,978    | 19.8        | 5,574,421                  | 19.5        | 5,361,216                  | 19.8        | 3,581,441                       | 21.1        | 12      |
| 5,618,517    | 21.6        | 5,475,801                  | 21.5        | 4,402,245                  | 20.9        | 3,542,646                       | 22.3        | 1. 2024 |
| 5,521,443    | 18.8        | 5,467,528                  | 18.8        | 4,976,786                  | 18.8        | 3,477,459                       | 20.0        | 2       |
| 5,008,665    | 19.9        | 5,244,343                  | 19.9        | 4,826,305                  | 19.9        | 3,263,234                       | 20.9        | 3       |
| 4,918,821    | 20.8        | 4,823,921                  | 20.7        | 4,474,647                  | 20.4        | 3,277,708                       | 21.6        | 4       |
| 4,917,504    | 19.7        | 4,755,311                  | 19.8        | 4,338,153                  | 19.8        | 3,270,286                       | 21.0        | 5       |
| 5,043,615    | 19.1        | 4,786,058                  | 19.0        | 4,464,939                  | 19.1        | 3,294,901                       | 20.6        | 6       |
| 5,175,825    | 22.5        | 5,344,423                  | 22.2        | 4,809,335                  | 21.6        | 3,417,591                       | 23.0        | 7       |

| Education |             | Health and social work |             | Arts, sports and recreation related services |             | Membership organizations, repair and other personal services |             |         |
|-----------|-------------|------------------------|-------------|--|-------------|--|-------------|---------|
| Earnings  | Days worked | Earnings               | Days worked | Earnings                                     | Days worked | Earnings   | Days worked |         |
| 4,459,863 | 17.9        | 3,562,024              | 20.5        | 4,310,591                                    | 20.1        | 4,125,422  | 20.9        | 7. 2023 |
| 3,977,514 | 18.9        | 3,495,839              | 21.0        | 3,815,473                                    | 20.8        | 3,774,892  | 21.5        | 8       |
| 4,641,136 | 17.4        | 3,901,021              | 18.9        | 4,392,245                                    | 18.8        | 4,856,168  | 19.3        | 9       |
| 3,795,717 | 17.2        | 3,509,958              | 18.9        | 3,832,725                                    | 18.7        | 4,533,219  | 19.0        | 10      |
| 3,821,054 | 19.6        | 3,492,161              | 21.3        | 3,870,015                                    | 21.0        | 3,897,518  | 21.7        | 11      |
| 4,028,172 | 17.6        | 3,731,954              | 19.6        | 4,560,254                                    | 19.1        | 4,697,826  | 19.9        | 12      |
| 4,510,835 | 18.5        | 3,675,796              | 21.4        | 4,531,321                                    | 20.5        | 4,292,108  | 21.6        | 1. 2024 |
| 4,737,808 | 16.5        | 3,821,763              | 18.7        | 4,320,141                                    | 18.2        | 4,600,064  | 19.0        | 2       |
| 4,582,721 | 18.1        | 3,551,553              | 19.7        | 3,916,560                                    | 19.7        | 4,171,691  | 20.1        | 3       |
| 3,937,988 | 18.8        | 3,545,759              | 20.5        | 3,938,369                                    | 20.3        | 3,938,423  | 20.8        | 4       |
| 3,887,072 | 18.1        | 3,584,533              | 19.7        | 3,886,850                                    | 19.6        | 3,910,351  | 20.0        | 5       |
| 3,913,177 | 16.9        | 3,582,789              | 18.8        | 3,948,431                                    | 18.8        | 3,912,348  | 19.3        | 6       |
| 4,545,716 | 19.5        | 3,638,880              | 22.0        | 4,340,701                                    | 21.8        | 4,736,156  | 22.4        | 7       |

Note: 1) Based on the 10th revision of Korean Standard Industrial Classification.

Source: Ministry of Employment and Labor.

13.

(10 )<sup>1)</sup>

|         | 가                  |             |                                       |             |                                    |             |
|---------|--------------------|-------------|---------------------------------------|-------------|------------------------------------|-------------|
|         | Mining & quarrying |             | Coal, crude petroleum and natural gas |             | Non-metallic minerals, except fuel |             |
|         | Earnings           | Days worked | Earnings                              | Days worked | Earnings                           | Days worked |
| 2023. 7 | 6,160,078          | 21.2        | 8,730,498                             | 19.4        | 4,734,811                          | 21.7        |
| 8       | 4,589,057          | 21.0        | 4,331,923                             | 17.8        | 4,567,222                          | 21.9        |
| 9       | 5,900,215          | 19.6        | 7,429,719                             | 19.1        | 5,602,498                          | 19.9        |
| 10      | 4,542,881          | 19.5        | 4,513,073                             | 17.5        | 4,477,894                          | 20.0        |
| 11      | 4,949,072          | 22.5        | 7,518,302                             | 21.6        | 4,386,367                          | 22.9        |
| 12      | 4,978,494          | 20.8        | 4,440,064                             | 19.2        | 4,982,152                          | 21.4        |
| 2024. 1 | 5,970,904          | 21.6        | 8,326,554                             | 20.7        | 5,504,937                          | 21.9        |
| 2       | 5,016,186          | 19.1        | 4,443,864                             | 17.4        | 5,104,561                          | 19.5        |
| 3       | 5,175,220          | 20.6        | 7,442,606                             | 20.3        | 4,689,540                          | 20.7        |
| 4       | 4,673,494          | 21.5        | 4,493,485                             | 20.2        | 4,633,982                          | 21.9        |
| 5       | 5,195,544          | 21.0        | 7,369,112                             | 20.2        | 4,705,199                          | 21.4        |
| 6       | 4,883,582          | 20.1        | 5,235,934                             | 19.6        | 4,759,539                          | 20.4        |
| 7       | 6,145,925          | 22.6        | 8,962,333                             | 19.6        | 4,979,959                          | 23.2        |

|         | 가, 가       |             |                          |             |  |             |                               |             |
|---------|------------|-------------|--------------------------|-------------|--|-------------|-------------------------------|-------------|
|         | Tobacco    |             | Textiles, except apparel |             | Wearing apparel, clothing accessories & fur articles |             | Leather, luggage and footwear |             |
|         | Earnings   | Days worked | Earnings                 | Days worked | Earnings   | Days worked | Earnings                      | Days worked |
| 2023. 7 | 5,756,136  | 19.9        | 3,689,534                | 20.3        | 4,395,024  | 20.4        | 3,685,853                     | 20.2        |
| 8       | 8,202,507  | 18.7        | 3,599,939                | 20.2        | 4,081,753  | 20.7        | 3,567,521                     | 20.7        |
| 9       | 6,482,557  | 17.3        | 3,904,810                | 19.2        | 4,269,873  | 19.1        | 3,982,268                     | 19.0        |
| 10      | 5,369,726  | 17.8        | 3,625,352                | 19.5        | 4,219,442  | 18.3        | 3,651,956                     | 18.7        |
| 11      | 5,636,327  | 21.0        | 3,559,949                | 21.8        | 4,108,868  | 21.4        | 3,647,038                     | 21.7        |
| 12      | 5,863,655  | 17.5        | 3,881,433                | 20.1        | 4,717,175  | 19.4        | 4,158,493                     | 19.6        |
| 2024. 1 | 6,031,779  | 20.9        | 3,831,580                | 21.8        | 5,948,873  | 21.3        | 4,011,408                     | 21.9        |
| 2       | 14,427,321 | 18.0        | 3,825,999                | 18.9        | 4,396,065  | 18.5        | 3,877,914                     | 18.6        |
| 3       | 5,475,071  | 19.0        | 3,622,566                | 20.3        | 4,337,417  | 19.6        | 3,929,942                     | 19.9        |
| 4       | 9,586,248  | 20.4        | 3,672,342                | 21.0        | 4,542,281  | 20.6        | 3,771,767                     | 21.0        |
| 5       | 5,801,292  | 19.0        | 3,707,172                | 20.5        | 4,464,671  | 19.3        | 3,767,778                     | 19.9        |
| 6       | 5,872,697  | 18.9        | 3,702,917                | 19.3        | 4,261,604  | 18.7        | 3,730,844                     | 18.7        |
| 7       | 6,242,433  | 22.3        | 3,809,324                | 21.8        | 4,597,218  | 22.0        | 4,016,151                     | 22.1        |

: 1)  
:

### 13. Monthly Earnings and Days Worked of Regular Employee by <sup>1)</sup> Mining and Manufacturing Industry (10 Employees and More)

In won, day

| Mining support service activities              |             | Manufacturing                  |             | Food products                             |             | Beverages |             |         |
|--|-------------|--------------------------------|-------------|---|-------------|-----------|-------------|---------|
| Earnings                                       | Days worked | Earnings                       | Days worked | Earnings                                  | Days worked | Earnings  | Days worked |         |
| ...  | ...         | 5,128,500                      | 20.4        | 3,493,430                                 | 20.6        | 5,302,735 | 19.7        | 7. 2023 |
| ...  | ...         | 4,575,562                      | 20.0        | 3,587,062                                 | 21.1        | 5,499,326 | 20.3        | 8       |
| ...  | ...         | 5,607,023                      | 19.0        | 3,926,354                                 | 19.4        | 6,507,378 | 18.7        | 9       |
| ...  | ...         | 4,900,057                      | 18.9        | 3,517,827                                 | 19.3        | 5,717,582 | 19.0        | 10      |
| ...  | ...         | 4,659,483                      | 21.5        | 3,330,864                                 | 21.6        | 4,900,851 | 20.9        | 11      |
| ...  | ...         | 5,891,968                      | 19.7        | 4,128,960                                 | 19.9        | 5,881,493 | 18.8        | 12      |
| ...  | ...         | 5,949,947                      | 21.4        | 4,089,119                                 | 22.0        | 5,432,892 | 21.1        | 1. 2024 |
| ...  | ...         | 5,569,522                      | 18.7        | 3,782,851                                 | 19.0        | 6,559,373 | 18.1        | 2       |
| ...  | ...         | 5,014,794                      | 20.0        | 3,555,866                                 | 20.3        | 5,209,076 | 19.4        | 3       |
| ...  | ...         | 4,931,669                      | 20.8        | 3,479,370                                 | 21.0        | 6,361,166 | 20.2        | 4       |
| ...  | ...         | 4,744,154                      | 20.0        | 3,600,837                                 | 20.4        | 5,063,149 | 19.5        | 5       |
| ...  | ...         | 4,810,627                      | 19.2        | 3,547,630                                 | 19.5        | 5,566,146 | 18.9        | 6       |
| ...  | ...         | 5,588,024                      | 21.6        | 3,624,094                                 | 22.3        | 5,371,462 | 21.5        | 7       |
| Manufacturing                                  |             |                                |             |   |             |           |             |         |
| ; 가  |             | , ' ,                          |             | , ' ,                                     |             |           |             |         |
| Wood products of wood & cork, except furniture |             | Pulp, paper and paper products |             | Printing & reproduction of recorded media |             |           |             |         |
| Earnings                                       | Days worked | Earnings                       | Days worked | Earnings                                  | Days worked |           |             |         |
| 4,233,261                                      | 20.8        | 4,395,858                      | 20.7        | 3,541,276                                 | 20.6        | 7. 2023   |             |         |
| 4,002,577                                      | 20.7        | 4,043,592                      | 20.6        | 3,422,586                                 | 20.2        | 8         |             |         |
| 4,620,173                                      | 19.5        | 4,823,053                      | 19.4        | 3,670,427                                 | 18.6        | 9         |             |         |
| 4,054,867                                      | 19.7        | 4,178,671                      | 19.2        | 3,477,854                                 | 18.4        | 10        |             |         |
| 4,042,133                                      | 22.0        | 4,146,096                      | 21.7        | 3,456,082                                 | 21.6        | 11        |             |         |
| 4,252,314                                      | 20.3        | 5,540,625                      | 19.8        | 3,891,383                                 | 19.7        | 12        |             |         |
| 4,228,697                                      | 22.4        | 4,813,854                      | 21.7        | 3,708,457                                 | 21.6        | 1. 2024   |             |         |
| 4,470,790                                      | 19.5        | 4,562,092                      | 19.2        | 3,668,026                                 | 18.7        | 2         |             |         |
| 4,160,263                                      | 20.6        | 4,192,183                      | 19.9        | 3,586,090                                 | 19.6        | 3         |             |         |
| 3,938,273                                      | 21.4        | 4,129,567                      | 20.8        | 3,516,585                                 | 20.8        | 4         |             |         |
| 4,039,968                                      | 20.6        | 4,131,408                      | 19.8        | 3,539,176                                 | 19.7        | 5         |             |         |
| 4,088,490                                      | 19.8        | 4,230,725                      | 19.0        | 3,565,100                                 | 19.1        | 6         |             |         |
| 4,126,081                                      | 22.4        | 4,522,710                      | 21.9        | 3,665,402                                 | 22.2        | 7         |             |         |

Note: 1) Based on the 10th revision of Korean Standard Industrial Classification.

Source: Ministry of Employment and Labor.

13.

1)

(10) ( )

|       | Coke, briquettes and refined petroleum products                |             | Chemicals and chemical products except pharmaceuticals, medicinal chemicals |             | Pharmaceuticals, medicinal chemicals and botanical products |             | Rubber and plastic products               |             |      |
|-------|--|-------------|---|-------------|---|-------------|---|-------------|------|
|       | Earnings   | Days worked | Earnings  | Days worked | Earnings  | Days worked | Earnings                                  | Days worked |      |
| 2023. | 7  | 9,731,640   | 20.3  | 5,268,407   | 20.4  | 4,804,627   | 20.1                                      | 4,478,047   | 20.5 |
|       | 8  | 7,593,450   | 20.9  | 5,182,693   | 20.5  | 4,518,641   | 19.3                                      | 3,981,359   | 20.4 |
|       | 9  | 8,859,462   | 19.2  | 6,053,007   | 19.2  | 4,794,170   | 18.8                                      | 4,694,540   | 19.0 |
|       | 10   | 8,753,792   | 18.5  | 5,323,743   | 18.9  | 4,473,131   | 18.4                                      | 4,102,468   | 19.1 |
|       | 11   | 10,514,261  | 21.1  | 5,040,210   | 21.6  | 4,376,262   | 21.2                                      | 4,068,901   | 21.8 |
|       | 12   | 9,113,722   | 18.7  | 7,530,654   | 19.7  | 5,510,694   | 18.9                                      | 5,035,387   | 19.9 |
| 2024. | 1  | 14,809,583  | 21.0  | 5,746,714   | 21.4  | 7,726,115   | 21.0                                      | 4,363,243   | 21.5 |
|       | 2  | 14,627,048  | 18.6  | 7,031,181   | 19.0  | 6,082,077   | 18.4                                      | 4,723,836   | 18.8 |
|       | 3  | 15,695,369  | 19.7  | 5,689,284   | 19.9  | 4,770,719   | 19.5                                      | 4,188,212   | 20.0 |
|       | 4  | 8,658,121   | 20.5  | 5,466,581   | 20.7  | 4,787,730   | 20.3                                      | 4,164,732   | 21.0 |
|       | 5  | 8,174,697   | 19.4  | 5,194,593   | 19.9  | 4,593,846   | 19.2                                      | 4,279,525   | 20.1 |
|       | 6  | 7,939,892   | 18.2  | 5,589,269   | 19.3  | 4,841,069   | 18.4                                      | 4,157,243   | 19.2 |
|       | 7  | 9,771,791   | 22.0  | 5,482,631   | 21.9  | 5,172,234   | 21.7                                      | 4,814,650   | 21.9 |
|       |  |             |   |             |   |             |   |             |      |
|       | Medical, precision and optical instruments, watches and clocks |             | Electrical equipment  |             | Other machinery and equipment                               |             | Motor vehicles, trailers and semitrailers |             |      |
|       | Earnings   | Days worked | Earnings  | Days worked | Earnings  | Days worked | Earnings                                  | Days worked |      |
| 2023. | 7  | 4,543,720   | 20.3  | 5,050,745   | 20.6  | 4,547,254   | 20.3                                      | 5,866,921   | 20.0 |
|       | 8  | 4,357,732   | 20.1  | 4,391,293   | 19.8  | 4,203,521   | 19.6                                      | 5,114,741   | 18.8 |
|       | 9  | 4,881,116   | 18.7  | 5,081,025   | 19.2  | 4,913,663   | 18.6                                      | 8,861,137   | 18.6 |
|       | 10   | 4,447,914   | 18.9  | 4,497,961   | 18.6  | 4,418,413   | 18.7                                      | 7,281,908   | 19.0 |
|       | 11   | 4,584,417   | 21.7  | 4,573,251   | 21.5  | 4,385,994   | 21.5                                      | 5,421,719   | 21.2 |
|       | 12   | 5,526,847   | 19.2  | 5,344,824   | 19.3  | 5,087,607   | 19.5                                      | 7,787,575   | 19.8 |
| 2024. | 1  | 5,175,365   | 21.6  | 5,676,931   | 21.4  | 4,615,464   | 21.4                                      | 5,489,531   | 21.2 |
|       | 2  | 4,917,405   | 18.5  | 5,915,734   | 18.6  | 5,284,212   | 18.5                                      | 5,900,565   | 18.2 |
|       | 3  | 4,886,577   | 19.7  | 4,525,852   | 19.9  | 4,639,346   | 20.1                                      | 5,423,862   | 20.1 |
|       | 4  | 4,536,367   | 20.6  | 5,052,439   | 20.8  | 4,480,353   | 20.9                                      | 5,113,215   | 20.9 |
|       | 5  | 4,488,993   | 19.7  | 4,527,683   | 19.8  | 4,522,397   | 20.0                                      | 5,089,476   | 20.3 |
|       | 6  | 5,140,217   | 18.7  | 4,556,813   | 19.2  | 4,386,829   | 19.0                                      | 5,059,900   | 19.2 |
|       | 7  | 4,744,111   | 21.8  | 4,978,320   | 21.8  | 4,852,945   | 21.5                                      | 9,193,699   | 19.8 |

### 13. Monthly Earnings and Days Worked of Regular Employee by <sup>1)</sup> Mining and Manufacturing Industry (10 Employees and More)(Cont'd)

In won, day

| Manufacturing                       |             |                           |             |  |             |   |             |         |
|-------------------------------------|-------------|---------------------------|-------------|--|-------------|---|-------------|---------|
| Other non-metallic mineral products |             | 1<br>Basic metal products |             | 가 ; 가<br>Fabricated metal products ; except<br>machinery and furniture |             | , , ,<br>Electronic components, computer, visual,<br>sounding and communication equipment |             |         |
| Earnings                            | Days worked | Earnings                  | Days worked | Earnings   | Days worked | Earnings  | Days worked |         |
| 4,643,355                           | 21.0        | 5,426,538                 | 20.4        | 4,383,328  | 21.1        | 7,451,511   | 20.1        | 7. 2023 |
| 4,525,204                           | 20.6        | 5,111,607                 | 20.0        | 3,934,280  | 20.5        | 5,735,816   | 20.0        | 8       |
| 5,758,258                           | 19.9        | 5,913,732                 | 19.6        | 4,503,789  | 19.4        | 6,427,803   | 18.8        | 9       |
| 4,724,025                           | 19.6        | 5,262,166                 | 18.8        | 3,980,360  | 19.3        | 5,749,329   | 18.1        | 10      |
| 4,512,585                           | 22.3        | 5,803,658                 | 21.8        | 4,016,780  | 22.0        | 5,611,254   | 20.9        | 11      |
| 5,576,065                           | 20.4        | 6,838,000                 | 20.1        | 4,782,897  | 20.2        | 7,127,692   | 19.1        | 12      |
| 5,442,252                           | 22.0        | 5,429,038                 | 21.3        | 4,454,274  | 22.1        | 12,118,714  | 20.6        | 1. 2024 |
| 5,887,753                           | 19.4        | 5,949,672                 | 19.3        | 4,617,880  | 19.1        | 7,018,526   | 18.3        | 2       |
| 4,647,728                           | 20.8        | 6,102,026                 | 20.1        | 4,254,206  | 20.6        | 6,150,235   | 19.3        | 3       |
| 4,763,295                           | 21.4        | 6,929,480                 | 21.2        | 4,037,038  | 21.3        | 6,629,965   | 20.2        | 4       |
| 4,780,685                           | 20.6        | 5,449,003                 | 20.2        | 4,122,913  | 20.4        | 6,102,636   | 19.3        | 5       |
| 4,801,241                           | 19.9        | 5,499,731                 | 19.5        | 4,150,074  | 19.9        | 6,066,333   | 18.9        | 6       |
| 4,970,652                           | 22.5        | 5,489,868                 | 21.7        | 4,432,746  | 22.1        | 7,340,836   | 21.6        | 7       |
| Manufacturing                       |             |                           |             |  |             |   |             |         |
| Other transport equipment           |             | 가<br>Furniture            |             | Other manufacturing  |             | Maintenance and repair services of<br>industrial machinery and equipment                  |             |         |
| Earnings                            | Days worked | Earnings                  | Days worked | Earnings   | Days worked | Earnings  | Days worked |         |
| 5,701,082                           | 20.6        | 3,704,565                 | 20.6        | 3,656,332  | 20.6        | 4,970,909   | 20.4        | 7. 2023 |
| 4,900,796                           | 18.2        | 3,666,887                 | 20.5        | 3,692,854  | 20.7        | 4,905,020   | 20.9        | 8       |
| 6,743,026                           | 19.5        | 3,877,044                 | 19.4        | 3,939,556  | 19.1        | 5,422,972   | 19.0        | 9       |
| 5,190,547                           | 19.5        | 3,651,114                 | 19.3        | 3,606,367  | 18.6        | 5,102,979   | 18.2        | 10      |
| 4,931,731                           | 21.9        | 3,625,818                 | 22.1        | 3,521,892  | 21.5        | 4,783,917   | 21.2        | 11      |
| 7,104,701                           | 20.2        | 4,120,121                 | 20.7        | 4,384,507  | 19.6        | 6,938,756   | 19.4        | 12      |
| 5,416,854                           | 21.7        | 3,948,915                 | 22.0        | 3,895,988  | 21.3        | 5,384,343   | 21.1        | 1. 2024 |
| 6,278,998                           | 18.9        | 4,131,084                 | 19.3        | 3,913,381  | 18.8        | 6,406,572   | 18.8        | 2       |
| 6,000,024                           | 20.7        | 3,911,920                 | 20.3        | 3,671,013  | 19.7        | 10,482,342  | 19.9        | 3       |
| 4,963,714                           | 21.1        | 3,877,128                 | 21.3        | 3,657,215  | 20.6        | 5,233,896   | 20.6        | 4       |
| 4,908,388                           | 20.7        | 3,882,800                 | 19.9        | 3,684,284  | 19.8        | 5,083,637   | 19.6        | 5       |
| 5,428,263                           | 19.6        | 3,836,878                 | 19.7        | 3,844,438  | 19.0        | 6,939,512   | 19.2        | 6       |
| 5,533,708                           | 22.0        | 3,998,074                 | 22.0        | 3,799,538  | 22.3        | 5,082,129   | 22.2        | 7       |

14. ( )<sup>1)2)4)</sup>

2020=100, %

|           | Non-agricultural sector |             | Industry <sup>3)</sup> |             | Mining |             | Manufacturing |             | Electricity, gas, steam and air conditioning supply |             |
|-----------|-------------------------|-------------|------------------------|-------------|--------|-------------|---------------|-------------|---|-------------|
|           | Index                   | Change rate | Index                  | Change rate | Index  | Change rate | Index         | Change rate | Index   | Change rate |
|           | 2021                    | 104.1       | 4.1                    | 104.5       | 4.5    | 112.7       | 12.7          | 108.5       | 8.5   | 44.7        |
| 2022      | 106.6                   | 2.3         | 107.0                  | 2.3         | 109.7  | -2.7        | 109.0         | 0.5         | 63.8  | 42.6        |
| 2023      | 110.0                   | 3.2         | 106.7                  | -0.2        | 110.5  | 0.7         | 105.6         | -3.1        | 176.3   | 176.3       |
| 2022. 2/4 | 107.0                   | 4.3         | 108.7                  | 9.3         | 117.1  | -4.0        | 112.0         | 5.9         | 51.2  | 72.0        |
| 3/4       | 104.3                   | 0.9         | 104.6                  | -3.7        | 111.7  | -3.6        | 107.0         | -2.4        | 57.9  | -32.0       |
| 4/4       | 107.7                   | 1.1         | 102.5                  | -7.2        | 112.3  | -4.0        | 102.8         | -7.4        | 90.3  | -2.9        |
| 2023. 1/4 | 105.2                   | -1.9        | 101.3                  | -9.7        | 96.4   | -0.5        | 99.2          | -13.5       | 216.3   | 233.1       |
| 2/4       | 109.5                   | 2.3         | 106.0                  | -2.6        | 118.1  | 0.8         | 105.3         | -6.0        | 164.8   | 221.8       |
| 3/4       | 108.4                   | 3.9         | 107.1                  | 2.4         | 104.9  | -6.1        | 106.5         | -0.4        | 153.7   | 165.5       |
| 4/4       | 116.8                   | 8.5         | 112.4                  | 9.7         | 122.6  | 9.2         | 111.5         | 8.4         | 174.6   | 93.3        |
| 2024. 1/4 | 109.8                   | 4.4         | 106.0                  | 4.6         | 103.9  | 7.7         | 106.0         | 6.8         | 97.7  | -54.8       |
| 2/4       | 112.9                   | 3.2         | 109.5                  | 3.4         | 115.4  | -2.3        | 111.7         | 6.0         | 65.4  | -60.3       |

|           | Information and communications |             | Financial institutions & insurance |             | Real estate activities |             | Professional, scientific and technical activities |             | Business facilities management and business support services; rental and leasing activities |             |
|-----------|--------------------------------|-------------|------------------------------------|-------------|------------------------|-------------|---|-------------|---|-------------|
|           | Index                          | Change rate | Index                              | Change rate | Index                  | Change rate | Index   | Change rate | Index   | Change rate |
|           | 2021                           | 100.5       | 0.5                                | 106.6       | 6.6                    | 100.6       | 0.6   | 97.9        | -2.1  | 101.7       |
| 2022      | 91.6                           | -8.8        | 110.7                              | 3.9         | 105.3                  | 4.7         | 94.8  | -3.2        | 104.9   | 3.1         |
| 2023      | 87.6                           | -4.4        | 127.8                              | 15.5        | 114.1                  | 8.4         | 94.4  | -0.4        | 108.2   | 3.2         |
| 2022. 2/4 | 90.3                           | -10.7       | 105.0                              | 1.5         | 104.9                  | 2.8         | 97.1  | -3.6        | 104.7   | 3.5         |
| 3/4       | 86.6                           | -9.6        | 112.9                              | 2.5         | 103.3                  | 5.1         | 87.8  | -2.4        | 103.3   | 3.3         |
| 4/4       | 97.0                           | -8.8        | 116.9                              | 16.0        | 106.7                  | 6.3         | 101.3   | -3.1        | 107.4   | 3.7         |
| 2023. 1/4 | 80.7                           | -12.9       | 123.5                              | 14.4        | 110.7                  | 4.0         | 86.7  | -6.5        | 102.4   | -1.6        |
| 2/4       | 84.9                           | -6.0        | 117.2                              | 11.7        | 114.2                  | 8.8         | 97.6  | 0.5         | 107.4   | 2.6         |
| 3/4       | 84.7                           | -2.2        | 112.3                              | -0.6        | 115.5                  | 11.7        | 87.8  | 0.1         | 107.5   | 4.1         |
| 4/4       | 100.0                          | 3.1         | 172.1                              | 47.2        | 116.4                  | 9.0         | 105.6   | 4.2         | 115.7   | 7.7         |
| 2024. 1/4 | 85.7                           | 6.3         | 137.6                              | 11.4        | 111.5                  | 0.8         | 87.0  | 0.4         | 107.2   | 4.6         |
| 2/4       | 87.8                           | 3.4         | 126.2                              | 7.6         | 112.6                  | -1.4        | 98.6  | 1.0         | 109.9   | 2.3         |

: 1)

10

2)

2011

3)

, 가 .

4) 2023

:



14. Labor Productivity Index (Based on Industrial Production) <sup>1)2)4)</sup>

2020=100, %

| Construction |             | Service |             | Water supply; sewage, waste management, materials recovery |             | Wholesale and retail trade |             | Transportation and storage |             |          |
|--------------|-------------|---------|-------------|--|-------------|----------------------------|-------------|----------------------------|-------------|----------|
| Index        | Change rate | Index   | Change rate | Index  | Change rate | Index                      | Change rate | Index                      | Change rate |          |
| 89.0         | -11.0       | 104.9   | 4.9         | 97.8   | -2.2        | 105.6                      | 5.6         | 105.6                      | 5.6         | 2021     |
| 88.7         | -0.4        | 108.5   | 3.5         | 88.0   | -10.1       | 106.8                      | 1.2         | 115.0                      | 8.9         | 2022     |
| 96.8         | 9.1         | 113.4   | 4.5         | 88.1   | 0.1         | 110.0                      | 3.0         | 132.5                      | 15.2        | 2023     |
| 89.0         | -0.8        | 108.1   | 3.6         | 89.3   | -13.1       | 106.0                      | 1.5         | 115.2                      | 8.4         | 2/4.2022 |
| 82.6         | -0.9        | 107.0   | 3.7         | 89.1   | -9.7        | 104.6                      | 0.3         | 117.9                      | 13.6        | 3/4      |
| 99.5         | 5.9         | 111.4   | 5.0         | 89.2   | -6.6        | 108.8                      | 2.6         | 120.1                      | 15.4        | 4/4      |
| 90.1         | 8.2         | 109.0   | 1.8         | 82.1   | -2.6        | 109.1                      | 1.0         | 121.3                      | 14.6        | 1/4.2023 |
| 100.5        | 13.0        | 112.6   | 4.1         | 90.3   | 1.1         | 110.4                      | 4.2         | 131.5                      | 14.1        | 2/4      |
| 93.1         | 12.7        | 111.4   | 4.1         | 90.4   | 1.4         | 107.5                      | 2.8         | 137.9                      | 16.9        | 3/4      |
| 103.4        | 3.9         | 120.5   | 8.1         | 89.4   | 0.3         | 113.2                      | 4.0         | 139.2                      | 16.0        | 4/4      |
| 93.8         | 4.1         | 113.2   | 3.8         | 81.3   | -1.0        | 107.7                      | -1.3        | 136.9                      | 12.9        | 1/4.2024 |
| 97.1         | -3.5        | 116.2   | 3.3         | 89.6   | -0.8        | 111.2                      | 0.7         | 147.2                      | 12.0        | 2/4      |

| Accommodation and food services |             | Education |             | Health and social work |             | Arts, sports and recreation related services |             | Membership organizations, repair and other personal services |             |          |
|---------------------------------|-------------|-----------|-------------|------------------------|-------------|--|-------------|--|-------------|----------|
| Index                           | Change rate | Index     | Change rate | Index                  | Change rate | Index  | Change rate | Index  | Change rate |          |
| 111.5                           | 11.5        | 100.0     | 0.0         | 98.2                   | -1.8        | 132.7  | 32.7        | 100.2  | 0.2         | 2021     |
| 126.6                           | 13.6        | 100.1     | 0.0         | 102.5                  | 4.4         | 185.8  | 40.0        | 105.6  | 5.4         | 2022     |
| 129.4                           | 2.2         | 101.3     | 1.3         | 106.3                  | 3.7         | 199.9  | 7.6         | 109.7  | 3.9         | 2023     |
| 130.8                           | 16.0        | 98.9      | 1.1         | 104.6                  | 7.0         | 195.7  | 46.8        | 104.4  | 7.3         | 2/4.2022 |
| 133.2                           | 20.2        | 98.4      | -1.7        | 101.6                  | 1.3         | 197.0  | 49.5        | 104.8  | 6.5         | 3/4      |
| 128.2                           | 8.3         | 95.3      | -0.9        | 99.1                   | 4.5         | 196.2  | 18.2        | 119.6  | 5.6         | 4/4      |
| 127.2                           | 12.4        | 102.2     | -5.5        | 104.6                  | -0.6        | 164.6  | 10.3        | 97.7   | 5.1         | 1/4.2023 |
| 129.3                           | -1.2        | 100.3     | 1.3         | 106.5                  | 1.8         | 213.2  | 8.9         | 103.7  | -0.6        | 2/4      |
| 128.4                           | -3.6        | 100.7     | 2.3         | 107.4                  | 5.7         | 205.4  | 4.3         | 108.0  | 3.1         | 3/4      |
| 132.8                           | 3.6         | 102.1     | 7.1         | 106.7                  | 7.6         | 216.5  | 10.3        | 129.9  | 8.7         | 4/4      |
| 126.0                           | -0.9        | 106.4     | 4.1         | 109.1                  | 4.3         | 173.1  | 5.2         | 102.2  | 4.6         | 1/4.2024 |
| 132.2                           | 2.3         | 102.4     | 2.2         | 106.9                  | 0.4         | 213.9  | 0.3         | 108.8  | 4.9         | 2/4      |

Note: 1) Based on the 10th revision of Korean Standard Industrial Classification. Change rate is ratio to same quarter over the previous year.

2) The index was revised along with changes in source data, Labor Force Survey at Establishments-Working Condition Sector, beginning with statistics for 2011.

3) Mining and manufacturing, electricity, gas & water

4) Since 2023, figures are preliminary.

Source: Korea Productivity Center.

# 15. ( 가가 )<sup>1)2)4)</sup>

2020=100, %

|           | Non-agricultural sector |             | Industry <sup>3)</sup> |             | Mining |             | Manufacturing |             | Electricity, gas, steam and air conditioning supply |             |
|-----------|-------------------------|-------------|------------------------|-------------|--------|-------------|---------------|-------------|---|-------------|
|           | Index                   | Change rate | Index                  | Change rate | Index  | Change rate | Index         | Change rate | Index   | Change rate |
|           | 2021                    | 103.4       | 3.4                    | 102.3       | 2.3    | 126.8       | 26.8          | 106.2       | 6.2   | 43.6        |
| 2022      | 104.3                   | 0.8         | 106.3                  | 3.9         | 121.0  | -4.6        | 108.4         | 2.0         | 63.4  | 45.5        |
| 2023      | 107.9                   | 3.5         | 110.6                  | 4.0         | 122.1  | 1.0         | 109.6         | 1.2         | 158.6   | 150.2       |
| 2022. 2/4 | 103.6                   | 1.9         | 106.1                  | 7.4         | 127.5  | -6.9        | 108.9         | 3.9         | 55.1  | 76.5        |
| 3/4       | 103.6                   | -0.5        | 108.9                  | 1.1         | 137.2  | -4.6        | 111.6         | 2.3         | 56.9  | -28.2       |
| 4/4       | 105.8                   | 0.6         | 104.3                  | -2.2        | 126.2  | -6.9        | 105.2         | -2.5        | 81.6  | 0.9         |
| 2023. 1/4 | 101.7                   | -2.2        | 100.3                  | -5.3        | 88.7   | -3.0        | 99.1          | -8.1        | 228.1   | 245.3       |
| 2/4       | 107.3                   | 3.6         | 110.8                  | 4.4         | 127.0  | -0.4        | 110.0         | 1.0         | 101.7   | 84.7        |
| 3/4       | 107.9                   | 4.2         | 114.1                  | 4.8         | 132.2  | -3.6        | 113.3         | 1.5         | 121.6   | 113.9       |
| 4/4       | 115.0                   | 8.7         | 117.2                  | 12.4        | 140.2  | 11.1        | 116.1         | 10.3        | 186.4   | 128.4       |
| 2024. 1/4 | 106.5                   | 4.7         | 106.4                  | 6.1         | 94.7   | 6.7         | 106.2         | 7.2         | 89.6  | -60.7       |
| 2/4       | 110.8                   | 3.2         | 114.4                  | 3.2         | 125.1  | -1.6        | 116.2         | 5.6         | 66.6  | -34.5       |

|           | Information and communications |             | Financial institutions & insurance |             | Real estate activities |             | Professional, scientific and technical activities |             | Business facilities management and business support services; rental and leasing activities |             |
|-----------|--------------------------------|-------------|------------------------------------|-------------|------------------------|-------------|---|-------------|---|-------------|
|           | Index                          | Change rate | Index                              | Change rate | Index                  | Change rate | Index   | Change rate | Index   | Change rate |
|           | 2021                           | 97.9        | -2.1                               | 105.0       | 5.0                    | 100.0       | 0.0   | 99.4        | -0.6  | 97.0        |
| 2022      | 90.0                           | -8.1        | 103.2                              | -1.7        | 95.0                   | -5.0        | 96.8  | -2.6        | 96.7  | -0.3        |
| 2023      | 87.0                           | -3.4        | 113.2                              | 9.7         | 100.0                  | 5.2         | 96.6  | -0.2        | 99.3  | 2.7         |
| 2022. 2/4 | 89.3                           | -6.5        | 101.2                              | -1.5        | 95.5                   | -7.4        | 97.5  | -1.0        | 93.0  | 1.3         |
| 3/4       | 85.3                           | -10.0       | 104.7                              | -6.3        | 92.5                   | -5.9        | 94.1  | -3.8        | 88.7  | -6.5        |
| 4/4       | 91.9                           | -9.1        | 99.6                               | 4.4         | 91.3                   | -1.0        | 103.2   | -2.8        | 113.2   | 2.7         |
| 2023. 1/4 | 86.3                           | -8.0        | 111.1                              | 3.2         | 100.9                  | -0.1        | 86.1  | -6.2        | 87.7  | -3.8        |
| 2/4       | 84.7                           | -5.1        | 105.0                              | 3.7         | 101.8                  | 6.6         | 98.6  | 1.1         | 95.4  | 2.6         |
| 3/4       | 83.2                           | -2.4        | 102.0                              | -2.6        | 99.2                   | 7.2         | 94.7  | 0.6         | 93.0  | 4.8         |
| 4/4       | 93.6                           | 1.8         | 144.5                              | 45.0        | 98.0                   | 7.3         | 107.2   | 3.8         | 121.2   | 7.0         |
| 2024. 1/4 | 89.1                           | 3.3         | 121.8                              | 9.6         | 100.5                  | -0.4        | 87.0  | 1.0         | 91.4  | 4.1         |
| 2/4       | 84.8                           | 0.0         | 113.6                              | 8.2         | 102.9                  | 1.1         | 97.3  | -1.3        | 98.5  | 3.2         |

1) 10 , 가 ,  
 2) , 가 , 2011  
 3) , 가 .  
 4) 2023  
 :

15. Labor Productivity Index (By Value-Added) <sup>1)2)4)</sup>

2020=100, %

| Construction |             | Service |             | Water supply; sewage, waste management, materials recovery |             | Wholesale and retail trade |             | Transportation and storage |             |          |
|--------------|-------------|---------|-------------|--|-------------|----------------------------|-------------|----------------------------|-------------|----------|
| Index        | Change rate | Index   | Change rate | Index  | Change rate | Index                      | Change rate | Index                      | Change rate |          |
| 94.6         | -5.4        | 104.2   | 4.2         | 96.7   | -3.3        | 102.8                      | 2.8         | 112.0                      | 12.0        | 2021     |
| 92.5         | -2.2        | 104.7   | 0.5         | 91.1   | -5.8        | 105.0                      | 2.2         | 115.8                      | 3.3         | 2022     |
| 96.9         | 4.8         | 108.2   | 3.4         | 93.3   | 2.4         | 106.6                      | 1.5         | 133.0                      | 14.9        | 2023     |
| 95.8         | -4.1        | 103.1   | 1.1         | 103.9  | -7.0        | 101.6                      | 1.3         | 118.1                      | 3.7         | 2/4.2022 |
| 91.5         | -2.3        | 102.8   | -0.8        | 73.4   | -7.7        | 99.7                       | 1.1         | 118.6                      | 3.8         | 3/4      |
| 106.4        | 2.5         | 106.8   | 1.9         | 104.1  | -1.7        | 112.0                      | 5.6         | 119.5                      | 9.4         | 4/4      |
| 77.1         | 3.0         | 105.5   | -0.6        | 87.2   | 5.5         | 110.9                      | 3.9         | 109.8                      | 3.4         | 1/4.2023 |
| 103.2        | 7.7         | 106.3   | 3.1         | 105.4  | 1.5         | 104.2                      | 2.6         | 136.3                      | 15.5        | 2/4      |
| 98.3         | 7.5         | 106.8   | 3.8         | 89.4   | 21.8        | 100.7                      | 1.0         | 141.4                      | 19.2        | 3/4      |
| 108.6        | 2.0         | 114.5   | 7.2         | 91.3   | -12.3       | 110.4                      | -1.4        | 144.3                      | 20.8        | 4/4      |
| 79.4         | 2.9         | 109.5   | 3.8         | 85.8   | -1.6        | 111.2                      | 0.3         | 125.1                      | 13.9        | 1/4.2024 |
| 101.7        | -1.5        | 109.7   | 3.2         | 104.7  | -0.7        | 105.8                      | 1.6         | 149.9                      | 10.0        | 2/4      |

| Accommodation and food services |             | Education |             | Health and social work |             | Arts, sports and recreation related services |             | Membership organizations, repair and other personal services |             |          |
|---------------------------------|-------------|-----------|-------------|------------------------|-------------|--|-------------|--|-------------|----------|
| Index                           | Change rate | Index     | Change rate | Index                  | Change rate | Index  | Change rate | Index  | Change rate |          |
| 115.2                           | 15.2        | 104.1     | 4.1         | 99.0                   | -1.0        | 131.6  | 31.6        | 96.0   | -4.0        | 2021     |
| 127.0                           | 10.2        | 106.3     | 2.2         | 101.9                  | 2.9         | 144.6  | 9.9         | 100.9  | 5.1         | 2022     |
| 130.7                           | 2.9         | 108.2     | 1.7         | 106.6                  | 4.6         | 155.8  | 7.8         | 102.1  | 1.2         | 2023     |
| 128.3                           | 12.5        | 98.0      | 3.8         | 102.5                  | 3.8         | 116.6  | 14.6        | 101.1  | 7.2         | 2/4.2022 |
| 137.6                           | 17.2        | 104.8     | 0.2         | 98.6                   | 0.4         | 174.8  | 8.8         | 106.8  | 6.9         | 3/4      |
| 138.3                           | 7.5         | 101.5     | 1.2         | 101.8                  | 3.0         | 125.7  | 0.4         | 103.7  | 4.7         | 4/4      |
| 115.4                           | 13.5        | 116.7     | -4.6        | 104.7                  | -0.1        | 172.2  | 5.9         | 93.0   | 1.4         | 1/4.2023 |
| 128.1                           | -0.1        | 100.0     | 2.0         | 106.7                  | 4.2         | 127.5  | 9.4         | 99.5   | -1.6        | 2/4      |
| 134.2                           | -2.5        | 107.6     | 2.7         | 104.1                  | 5.6         | 184.4  | 5.5         | 109.7  | 2.7         | 3/4      |
| 144.9                           | 4.8         | 108.3     | 6.8         | 110.9                  | 8.9         | 138.5  | 10.2        | 106.6  | 2.8         | 4/4      |
| 114.7                           | -0.6        | 123.6     | 5.9         | 109.3                  | 4.4         | 177.9  | 3.3         | 95.6   | 2.8         | 1/4.2024 |
| 131.4                           | 2.6         | 102.8     | 2.8         | 108.7                  | 1.9         | 124.6  | -2.3        | 103.4  | 4.0         | 2/4      |

Note: 1) Based on the 10th revision of Korean Standard Industrial Classification. Constant prices, Change rate is ratio to same quarter over the previous year.

2) The index was revised along with changes in source data, Labor Force Survey at Establishments-Working Condition Sector, beginning with statistics for 2011.

3) Mining and manufacturing, electricity, gas & water

4) Since 2023, figures are preliminary.

Source: Korea Productivity Center.



### Ⅲ. 소득·소비·자산

Income, Consumption and Wealth

|  |    |
|--|----|
| 1. 전국 가구의 가계수지 추이(1인 이상) .....                   | 69 |
| 2. 전국 가구의 가구당 월평균 가계수지(1인 이상).....               | 70 |
| 3. 도시 가구의 가구당 월평균 가계수지(1인 이상).....               | 72 |
| 4. 전국 가구의 가구원수별 가구당 월평균 가계수지<br>(1인 이상) .....    | 74 |
| 5. 전국 가구의 가구주 연령별 가구당 월평균 가계수지<br>(1인 이상) .....  | 76 |
| 6. 전국 가구의 소득 10분위별 가구당 월평균 가계수지<br>(1인 이상) ..... | 78 |



## 주요 용어 해설 (Explanation of Terms)

### Ⅲ-1. 가계지출(Household expenditure)

- 가계에서 가구원의 생활에 필요한 재화나 용역을 구입한 대가로 지출하는 모든 비용

### Ⅲ-1. 소비지출(Consumption expenditure)

- 가계를 운영하기 위해 소비하는 상품 및 서비스의 구입에 대한 대가로 지출하는 금액

### Ⅲ-1. 비소비지출(Non-consumption expenditure)

- 수입 가운데에서 세금이나 의료 보험 같은 사회 보장의 부담금으로 납입되는 금액

### Ⅲ-1. 처분가능소득(Disposable income)

- 소득에서 조세, 연금, 사회보험료, 이자비용, 가구 간 이전 등의 비소비지출금액을 공제한, 실제로 가계에서 처분할 수 있는 소득  
처분가능소득 = 소득 - 비소비지출

### Ⅲ-1. 흑자율(Surplus rate)

- 처분가능소득(소득-비소비지출) 중에서 흑자액이 차지하는 비율

### Ⅲ-1. 평균소비성향(Propensity to consume)

- 처분가능소득에서 소비지출이 차지하는 비중  $\left( \frac{\text{소비지출}}{\text{처분가능소득}} \right) \times 100$

### Ⅲ-2. 소득(Income)

- 가구의 자산을 실질적으로 늘려주는 현금과 현물 수입

### Ⅲ-2. 경상소득(Current income)

- 가계에서 가구원이 벌어들이는 소득으로 비교적 정기적이고 예측이 가능한, 경상적으로 발생하는 소득

### Ⅲ-2. 근로소득(Wage and salary income)

- 임금근로자가 근로의 대가로 받은 모든 현금과 현물보수

### Ⅲ-2. 사업소득(Business income)

- 사업체나 상점의 자영업주 또는 고용주로 직접 사업을 경영하거나 지식·재능을 이용하여 얻은 총수입액에서 인건비, 재료비 등 모든 사업지출(총비용)을 뺀 금액

### Ⅲ-2. 이전소득(Transfer income)

- 가구가 비경제적 활동으로 얻은 수입으로서 공적 보조금, 사적 보조금을 모두 합산한 금액

### Ⅲ-2. 비경상소득(Non-current income)

- 정기적이지 않고 우발적으로 발생한 소득





# 1. 가 가 (1 )<sup>1)</sup> Income and Expenditure of Households (Whole)(1person and over)

: 1,000 , %

In thousand won, %

|                         | Income  | 가           |                         | 가       | Disposable Income | Surplus | Surplus over disposable income | Propensity to income |
|-------------------------|---------|-------------|-------------------------|---------|-------------------|---------|--------------------------------|----------------------|
|                         |         | Expenditure | Consumption expenditure |         |                   |         |                                |                      |
| 2019. 3/4 <sup>2)</sup> | 4,009.5 | -           | -                       | 947.9   | 3,061.5           | 0.0     | -                              | -                    |
| 4/4 <sup>2)</sup>       | 3,926.2 | -           | -                       | 865.8   | 3,060.4           | 0.0     | -                              | -                    |
| 2019. 1/4 <sup>3)</sup> | 4,271.9 | 3,458.8     | 2,544.9                 | 913.8   | 3,358.1           | 813.2   | 24.2                           | 75.8                 |
| 2/4 <sup>3)</sup>       | 4,168.9 | 3,191.4     | 2,357.1                 | 834.3   | 3,334.6           | 977.5   | 29.3                           | 70.7                 |
| 3/4 <sup>3)</sup>       | 4,302.0 | 3,386.7     | 2,467.8                 | 918.9   | 3,383.1           | 915.3   | 27.1                           | 72.9                 |
| 4/4 <sup>3)</sup>       | 4,285.0 | 3,287.7     | 2,464.5                 | 823.2   | 3,461.8           | 997.2   | 28.8                           | 71.2                 |
| 2020. 1/4               | 4,366.1 | 3,264.1     | 2,379.6                 | 884.6   | 3,481.5           | 1,101.9 | 31.7                           | 68.3                 |
| 2/4                     | 4,315.4 | 3,181.4     | 2,385.0                 | 796.4   | 3,519.0           | 1,134.0 | 32.2                           | 67.8                 |
| 3/4                     | 4,377.3 | 3,284.3     | 2,426.4                 | 857.8   | 3,519.5           | 1,093.0 | 31.1                           | 68.9                 |
| 4/4                     | 4,361.7 | 3,227.5     | 2,407.6                 | 819.9   | 3,541.8           | 1,134.2 | 32.0                           | 68.0                 |
| 2021. 1/4               | 4,383.8 | 3,291.6     | 2,418.7                 | 872.9   | 3,510.9           | 1,092.2 | 31.1                           | 68.9                 |
| 2/4                     | 4,287.0 | 3,308.3     | 2,475.1                 | 833.2   | 3,453.8           | 978.7   | 28.3                           | 71.7                 |
| 3/4                     | 4,728.9 | 3,499.8     | 2,544.2                 | 955.7   | 3,773.2           | 1,229.1 | 32.6                           | 67.4                 |
| 4/4                     | 4,642.3 | 3,405.8     | 2,546.8                 | 859.0   | 3,783.3           | 1,236.5 | 32.7                           | 67.3                 |
| 2022. 1/4               | 4,825.0 | 3,495.9     | 2,531.3                 | 964.6   | 3,860.4           | 1,329.1 | 34.4                           | 65.6                 |
| 2/4                     | 4,831.1 | 3,507.6     | 2,619.4                 | 888.2   | 3,942.8           | 1,323.4 | 33.6                           | 66.4                 |
| 3/4                     | 4,868.7 | 3,720.7     | 2,702.3                 | 1,018.4 | 3,850.3           | 1,148.0 | 29.8                           | 70.2                 |
| 4/4                     | 4,833.6 | 3,625.0     | 2,696.8                 | 928.2   | 3,905.4           | 1,208.6 | 30.9                           | 69.1                 |
| 2023. 1/4               | 5,053.9 | 3,885.1     | 2,822.3                 | 1,062.8 | 3,991.0           | 1,168.7 | 29.3                           | 70.7                 |
| 2/4                     | 4,793.0 | 3,652.5     | 2,690.6                 | 961.8   | 3,831.1           | 1,140.5 | 29.8                           | 70.2                 |
| 3/4                     | 5,032.7 | 3,870.6     | 2,808.4                 | 1,062.3 | 3,970.5           | 1,162.1 | 29.3                           | 70.7                 |
| 4/4                     | 5,023.7 | 3,813.3     | 2,833.3                 | 980.0   | 4,043.7           | 1,210.4 | 29.9                           | 70.1                 |
| 2024. 1/4               | 5,122.1 | 3,984.1     | 2,908.1                 | 1,075.9 | 4,046.2           | 1,138.1 | 28.1                           | 71.9                 |
| 2/4                     | 4,961.3 | 3,810.7     | 2,813.2                 | 997.5   | 3,963.8           | 1,150.6 | 29.0                           | 71.0                 |

: 1) 2019

2) 가

3)

:

가

( )

가

가

Note: 1) Time series data before the revision in 2019 represent non-farming households only

2) Household income and expenditure survey (Income), nominal

3) Household income and expenditure survey that integrated and reorganized income and expenditure sections

Source: Statistics Korea.

## 2. 가 가 가 (1 )<sup>1)</sup>

: 1,000

|                         | 가<br>( ) | 가<br>( ) | 가       |                |                        |                 |                 |                 |                   | 가           |                         |
|-------------------------|----------|----------|---------|----------------|------------------------|-----------------|-----------------|-----------------|-------------------|-------------|-------------------------|
|                         |          |          | Income  | Current income | Wage and salary income | Business income | Property income | Transfer income | Noncurrent income | Expenditure | Consumption expenditure |
| 2019. 3/4 <sup>2)</sup> | 2.46     | 55.36    | 4,009.5 | 3,991.4        | 2,691.6                | 704.2           | 16.9            | 578.8           | 18.0              | -           | -                       |
| 4/4 <sup>2)</sup>       | 2.46     | 55.58    | 3,926.2 | 3,906.0        | 2,641.3                | 720.9           | 17.9            | 526.0           | 20.2              | -           | -                       |
| 2019. 1/4 <sup>3)</sup> | 2.42     | 52.20    | 4,271.9 | 4,187.6        | 2,767.1                | 774.3           | 34.1            | 612.1           | 84.3              | 3,458.8     | 2,544.9                 |
| 2/4 <sup>3)</sup>       | 2.41     | 52.15    | 4,168.9 | 4,111.3        | 2,715.6                | 833.3           | 45.2            | 517.2           | 57.6              | 3,191.4     | 2,357.1                 |
| 3/4 <sup>3)</sup>       | 2.42     | 52.03    | 4,302.0 | 4,247.4        | 2,790.7                | 852.8           | 27.6            | 576.4           | 54.6              | 3,386.7     | 2,467.8                 |
| 4/4 <sup>3)</sup>       | 2.42     | 52.08    | 4,285.0 | 4,214.9        | 2,726.4                | 975.1           | 25.1            | 488.3           | 70.0              | 3,287.7     | 2,464.5                 |
| 2020. 1/4               | 2.40     | 52.43    | 4,366.1 | 4,253.2        | 2,815.6                | 779.4           | 38.0            | 620.2           | 112.9             | 3,264.1     | 2,379.6                 |
| 2/4                     | 2.40     | 52.42    | 4,315.4 | 4,244.2        | 2,576.3                | 778.4           | 26.5            | 863.0           | 71.2              | 3,181.4     | 2,385.0                 |
| 3/4                     | 2.40     | 52.46    | 4,377.3 | 4,307.5        | 2,781.5                | 853.4           | 31.1            | 641.6           | 69.8              | 3,284.3     | 2,426.4                 |
| 4/4                     | 2.39     | 52.47    | 4,361.7 | 4,280.2        | 2,738.5                | 937.2           | 24.9            | 579.6           | 81.5              | 3,227.5     | 2,407.6                 |
| 2021. 1/4               | 2.37     | 52.84    | 4,383.8 | 4,300.5        | 2,778.0                | 767.1           | 32.5            | 722.8           | 83.4              | 3,291.6     | 2,418.7                 |
| 2/4                     | 2.37     | 52.66    | 4,287.0 | 4,207.9        | 2,742.5                | 806.4           | 42.3            | 616.6           | 79.1              | 3,308.3     | 2,475.1                 |
| 3/4                     | 2.37     | 52.62    | 4,728.9 | 4,666.1        | 2,954.1                | 884.8           | 23.6            | 803.6           | 62.8              | 3,499.8     | 2,544.2                 |
| 4/4                     | 2.36     | 52.67    | 4,642.3 | 4,539.2        | 2,893.2                | 1,018.1         | 25.9            | 602.0           | 103.1             | 3,405.8     | 2,546.8                 |
| 2022. 1/4               | 2.33     | 52.35    | 4,825.0 | 4,736.7        | 3,062.3                | 862.5           | 31.9            | 780.0           | 88.4              | 3,495.9     | 2,531.3                 |
| 2/4                     | 2.33     | 52.30    | 4,831.1 | 4,739.3        | 2,886.7                | 926.7           | 32.7            | 893.2           | 91.8              | 3,507.6     | 2,619.4                 |
| 3/4                     | 2.33     | 52.27    | 4,868.7 | 4,788.0        | 3,114.4                | 991.0           | 30.4            | 652.2           | 80.7              | 3,720.7     | 2,702.3                 |
| 4/4                     | 2.33     | 52.27    | 4,833.6 | 4,738.1        | 3,120.9                | 1,018.0         | 28.9            | 570.4           | 95.4              | 3,625.0     | 2,696.8                 |
| 2023. 1/4               | 2.27     | 52.73    | 5,053.9 | 4,940.9        | 3,326.4                | 803.8           | 37.7            | 772.9           | 112.9             | 3,885.1     | 2,822.3                 |
| 2/4                     | 2.27     | 52.74    | 4,793.0 | 4,712.7        | 3,027.9                | 927.2           | 39.8            | 717.8           | 80.3              | 3,652.5     | 2,690.6                 |
| 3/4                     | 2.27     | 52.72    | 5,032.7 | 4,970.6        | 3,223.1                | 983.6           | 35.4            | 728.5           | 62.1              | 3,870.6     | 2,808.4                 |
| 4/4                     | 2.28     | 52.77    | 5,023.7 | 4,924.6        | 3,166.6                | 1,034.6         | 52.0            | 671.4           | 99.1              | 3,813.3     | 2,833.3                 |
| 2024. 1/4               | 2.26     | 53.16    | 5,122.1 | 5,041.0        | 3,291.0                | 875.5           | 56.6            | 817.9           | 81.1              | 3,984.1     | 2,908.1                 |
| 2/4                     | 2.25     | 53.09    | 4,961.3 | 4,873.2        | 3,146.5                | 939.9           | 51.5            | 735.3           | 88.0              | 3,810.7     | 2,813.2                 |

: 1) 2019 가

2) 가 ( )

3) 가

: 가

## 2. Average Monthly Income and Expenditure per Household <sup>1)</sup> (Whole)(1person and over)

In thousand won

| 가                       |                                   |                       |  |   |        |                |               |                           |           |                        |  |                             | Expenditure                 |                        |
|-------------------------|-----------------------------------|-----------------------|--|---|--------|----------------|---------------|---------------------------|-----------|------------------------|--|-----------------------------|-----------------------------|------------------------|
| Consumption expenditure |                                   |                       |  |   |        |                |               |                           |           |                        |  |                             | Non-consumption expenditure |                        |
| Food and soft drinks    | Alcoholic beverages and cigarette | Clothing and footwear | Housing, water, electricity, gas and other fuels | 가<br>가<br>Household equipment and housekeeping services | Health | Transportation | Communication | Entertainment and culture | Education | Restaurants and hotels | Other miscellaneous goods and services | Non-consumption expenditure |                             |                        |
| -                       | -                                 | -                     | -  | -   | -      | -              | -             | -                         | -         | -                      | -                                      | -                           | 947.9                       | 3/4.2019 <sup>2)</sup> |
| -                       | -                                 | -                     | -  | -   | -      | -              | -             | -                         | -         | -                      | -                                      | -                           | 865.8                       | 4/4 <sup>2)</sup>      |
| 330.9                   | 36.5                              | 134.7                 | 321.4  | 118.2   | 207.1  | 285.3          | 117.2         | 195.3                     | 258.5     | 335.3                  | 204.6                                  | 913.8                       | 1/4.2019 <sup>3)</sup>      |                        |
| 308.9                   | 35.5                              | 144.4                 | 265.2  | 118.9   | 197.9  | 265.9          | 122.2         | 178.8                     | 165.1     | 343.2                  | 211.2                                  | 834.3                       | 2/4 <sup>3)</sup>           |                        |
| 348.0                   | 37.4                              | 111.4                 | 250.7  | 109.8   | 195.8  | 307.8          | 124.5         | 185.0                     | 243.4     | 354.0                  | 200.0                                  | 918.9                       | 3/4 <sup>3)</sup>           |                        |
| 342.6                   | 33.8                              | 163.3                 | 273.1  | 116.1   | 208.4  | 323.3          | 128.3         | 163.5                     | 153.2     | 349.8                  | 209.2                                  | 823.2                       | 4/4 <sup>3)</sup>           |                        |
| 358.1                   | 34.4                              | 97.5                  | 318.0  | 104.0   | 224.8  | 278.9          | 118.4         | 151.6                     | 187.6     | 299.6                  | 206.7                                  | 884.6                       | 1/4.2020                    |                        |
| 364.0                   | 38.9                              | 134.6                 | 283.7  | 143.1   | 211.7  | 297.3          | 117.1         | 141.3                     | 114.3     | 332.3                  | 206.8                                  | 796.4                       | 2/4                         |                        |
| 406.9                   | 40.2                              | 96.3                  | 263.0  | 130.9   | 216.2  | 271.3          | 124.0         | 136.5                     | 206.9     | 335.4                  | 198.6                                  | 857.8                       | 3/4                         |                        |
| 394.5                   | 36.4                              | 143.8                 | 279.5  | 127.9   | 229.1  | 305.9          | 120.0         | 129.5                     | 127.4     | 309.4                  | 204.3                                  | 819.9                       | 4/4                         |                        |
| 384.4                   | 36.5                              | 106.5                 | 339.7  | 118.7   | 214.7  | 270.8          | 120.1         | 137.4                     | 202.5     | 292.5                  | 195.0                                  | 872.9                       | 1/4.2021                    |                        |
| 371.3                   | 39.5                              | 128.9                 | 305.9  | 133.0   | 234.1  | 296.0          | 118.8         | 147.1                     | 149.9     | 343.4                  | 207.1                                  | 833.2                       | 2/4                         |                        |
| 430.0                   | 42.4                              | 105.9                 | 269.5  | 140.3   | 223.2  | 287.2          | 127.8         | 141.5                     | 221.2     | 352.9                  | 202.4                                  | 955.7                       | 3/4                         |                        |
| 403.5                   | 37.8                              | 161.3                 | 279.0  | 129.3   | 233.2  | 296.1          | 128.5         | 143.8                     | 153.7     | 361.9                  | 218.6                                  | 859.0                       | 4/4                         |                        |
| 388.0                   | 36.3                              | 112.6                 | 347.6  | 106.3   | 230.8  | 278.3          | 121.7         | 143.8                     | 229.8     | 333.2                  | 202.8                                  | 964.6                       | 1/4.2022                    |                        |
| 364.6                   | 38.3                              | 145.0                 | 295.9  | 120.5   | 240.0  | 331.0          | 123.2         | 176.3                     | 166.5     | 401.9                  | 216.3                                  | 888.2                       | 2/4                         |                        |
| 406.6                   | 42.1                              | 122.1                 | 268.7  | 127.6   | 227.3  | 311.7          | 131.4         | 180.9                     | 239.3     | 433.7                  | 210.9                                  | 1,018.4                     | 3/4                         |                        |
| 399.0                   | 39.4                              | 163.9                 | 295.8  | 114.4   | 231.3  | 344.7          | 134.9         | 172.6                     | 175.7     | 414.7                  | 210.4                                  | 928.2                       | 4/4                         |                        |
| 376.8                   | 36.9                              | 125.5                 | 387.6  | 111.4   | 248.7  | 338.6          | 130.3         | 194.1                     | 238.5     | 403.6                  | 230.4                                  | 1,062.8                     | 1/4.2023                    |                        |
| 372.1                   | 38.1                              | 142.4                 | 317.8  | 117.1   | 224.4  | 337.4          | 121.9         | 200.9                     | 170.6     | 426.0                  | 222.1                                  | 961.8                       | 2/4                         |                        |
| 431.2                   | 41.4                              | 116.3                 | 289.9  | 119.6   | 231.1  | 326.4          | 130.0         | 211.1                     | 256.1     | 442.7                  | 212.6                                  | 1,062.3                     | 3/4                         |                        |
| 408.6                   | 38.3                              | 170.8                 | 324.1  | 127.5   | 252.5  | 356.4          | 129.1         | 193.8                     | 176.6     | 432.7                  | 223.0                                  | 980.0                       | 4/4                         |                        |
| 403.9                   | 36.9                              | 127.1                 | 390.3  | 118.2   | 254.0  | 335.4          | 129.3         | 212.9                     | 244.0     | 427.0                  | 229.1                                  | 1,075.9                     | 1/4.2024                    |                        |
| 387.0                   | 37.1                              | 151.0                 | 340.3  | 127.3   | 238.9  | 360.5          | 124.0         | 210.5                     | 173.6     | 442.0                  | 221.1                                  | 997.5                       | 2/4                         |                        |

Note: 1) Time series data before the revision in 2019 represent non-farming households only

2) Household income and expenditure survey(Income), nominal

3) Household income and expenditure survey that integrated and reorganized income and expenditure sections

Source: Statistics Korea.

### 3. 가 가 가 (1 )<sup>1)</sup>

: 1,000

|                         | 가<br>( ) | 가<br>( ) | 가       |                |                        |                 |                 |                 |                   | 가           |                         |
|-------------------------|----------|----------|---------|----------------|------------------------|-----------------|-----------------|-----------------|-------------------|-------------|-------------------------|
|                         |          |          | Income  | Current income | Wage and salary income | Business income | Property income | Transfer income | Noncurrent income | Expenditure | Consumption expenditure |
| 2019. 3/4 <sup>2)</sup> | 2.48     | 54.62    | 4,143.0 | 4,123.5        | 2,806.2                | 718.0           | 18.0            | 581.4           | 19.5              | -           | -                       |
| 4/4 <sup>2)</sup>       | 2.49     | 54.81    | 4,056.7 | 4,038.4        | 2,752.6                | 737.2           | 17.9            | 530.7           | 18.3              | -           | -                       |
| 2019. 1/4 <sup>3)</sup> | 2.44     | 50.87    | 4,443.5 | 4,366.4        | 2,960.1                | 779.2           | 33.7            | 593.4           | 77.1              | 3,575.1     | 2,633.8                 |
| 2/4 <sup>3)</sup>       | 2.44     | 50.79    | 4,315.0 | 4,265.4        | 2,895.9                | 825.4           | 48.0            | 496.1           | 49.6              | 3,325.7     | 2,452.5                 |
| 3/4 <sup>3)</sup>       | 2.45     | 50.74    | 4,415.5 | 4,364.0        | 2,956.1                | 818.7           | 29.6            | 559.6           | 51.5              | 3,522.0     | 2,565.8                 |
| 4/4 <sup>3)</sup>       | 2.46     | 50.86    | 4,317.6 | 4,256.4        | 2,879.4                | 876.0           | 23.5            | 477.4           | 61.2              | 3,380.6     | 2,530.3                 |
| 2020. 1/4               | 2.43     | 51.25    | 4,554.7 | 4,436.2        | 3,005.5                | 780.0           | 39.1            | 611.7           | 118.5             | 3,378.0     | 2,464.8                 |
| 2/4                     | 2.42     | 51.19    | 4,466.4 | 4,395.5        | 2,746.2                | 775.0           | 28.0            | 846.3           | 71.0              | 3,295.9     | 2,461.7                 |
| 3/4                     | 2.42     | 51.19    | 4,475.3 | 4,412.3        | 2,934.4                | 806.8           | 35.5            | 635.6           | 63.0              | 3,402.4     | 2,503.0                 |
| 4/4                     | 2.42     | 51.26    | 4,348.0 | 4,274.9        | 2,896.5                | 788.1           | 24.7            | 565.5           | 73.1              | 3,307.7     | 2,460.2                 |
| 2021. 1/4               | 2.39     | 51.71    | 4,513.4 | 4,440.0        | 2,947.1                | 749.1           | 32.3            | 711.5           | 73.5              | 3,383.0     | 2,479.0                 |
| 2/4                     | 2.37     | 51.46    | 4,405.0 | 4,332.6        | 2,901.2                | 794.7           | 33.5            | 603.2           | 72.3              | 3,414.3     | 2,551.9                 |
| 3/4                     | 2.37     | 51.40    | 4,822.3 | 4,763.9        | 3,146.0                | 805.2           | 25.8            | 786.9           | 58.4              | 3,608.4     | 2,604.6                 |
| 4/4                     | 2.38     | 51.54    | 4,669.8 | 4,571.4        | 3,081.9                | 873.3           | 25.8            | 590.5           | 98.4              | 3,479.0     | 2,587.9                 |
| 2022. 1/4               | 2.35     | 51.22    | 4,952.5 | 4,857.9        | 3,238.3                | 821.8           | 31.5            | 766.3           | 94.6              | 3,544.7     | 2,559.9                 |
| 2/4                     | 2.35     | 51.15    | 4,951.6 | 4,860.2        | 3,058.6                | 889.5           | 35.3            | 876.8           | 91.4              | 3,606.9     | 2,688.7                 |
| 3/4                     | 2.33     | 51.13    | 4,963.5 | 4,882.9        | 3,280.8                | 928.9           | 32.4            | 640.7           | 80.7              | 3,819.1     | 2,761.8                 |
| 4/4                     | 2.33     | 51.16    | 4,849.5 | 4,755.6        | 3,277.9                | 895.7           | 27.9            | 554.1           | 93.9              | 3,665.9     | 2,711.7                 |
| 2023. 1/4               | 2.31     | 51.62    | 5,256.2 | 5,143.8        | 3,537.3                | 810.9           | 36.6            | 759.1           | 112.4             | 4,016.3     | 2,916.5                 |
| 2/4                     | 2.30     | 51.63    | 4,946.5 | 4,866.2        | 3,230.6                | 894.5           | 40.9            | 700.3           | 80.3              | 3,764.6     | 2,764.7                 |
| 3/4                     | 2.28     | 51.61    | 5,157.3 | 5,099.1        | 3,414.5                | 934.5           | 37.3            | 712.9           | 58.2              | 3,956.6     | 2,850.2                 |
| 4/4                     | 2.29     | 51.73    | 5,077.8 | 4,984.0        | 3,342.7                | 934.6           | 52.9            | 653.8           | 93.8              | 3,897.0     | 2,881.0                 |
| 2024. 1/4               | 2.28     | 52.14    | 5,301.7 | 5,216.3        | 3,518.8                | 853.3           | 56.6            | 787.6           | 85.3              | 4,097.4     | 2,982.0                 |
| 2/4                     | 2.27     | 52.04    | 5,108.1 | 5,025.5        | 3,365.4                | 899.7           | 55.8            | 704.6           | 82.7              | 3,921.7     | 2,873.8                 |

1) 2019 가  
 2) 가 ( ) 가  
 3) 가  
 : 가

### 3. Average Monthly Income and Expenditure per Household <sup>1)</sup> (Cities)(1person and over)

In thousand won

| 가                       |                                   |                       |  |   |        |                |               |                           |           |                        |  |                             | Expenditure                 |                        |
|-------------------------|-----------------------------------|-----------------------|--|---|--------|----------------|---------------|---------------------------|-----------|------------------------|--|-----------------------------|-----------------------------|------------------------|
| Consumption expenditure |                                   |                       |  |   |        |                |               |                           |           |                        |  |                             | Non-consumption expenditure |                        |
| Food and soft drinks    | Alcoholic beverages and cigarette | Clothing and footwear | Housing, water, electricity, gas and other fuels | 가<br>가<br>Household equipment and housekeeping services | Health | Transportation | Communication | Entertainment and culture | Education | Restaurants and hotels | Other miscellaneous goods and services | Non-consumption expenditure |                             |                        |
| -                       | -                                 | -                     | -  | -   | -      | -              | -             | -                         | -         | -                      | -                                      | -                           | 983.7                       | 3/4.2019 <sup>2)</sup> |
| -                       | -                                 | -                     | -  | -   | -      | -              | -             | -                         | -         | -                      | -                                      | -                           | 894.2                       | 4/4 <sup>2)</sup>      |
| 336.0                   | 36.8                              | 143.8                 | 331.0  | 123.3   | 209.5  | 281.8          | 121.0         | 208.0                     | 282.6     | 352.3                  | 207.7                                  | 941.2                       | 1/4.2020 <sup>3)</sup>      |                        |
| 313.6                   | 35.4                              | 155.1                 | 277.4  | 122.2   | 199.6  | 277.9          | 126.5         | 192.2                     | 178.0     | 360.6                  | 214.0                                  | 873.2                       | 2/4 <sup>3)</sup>           |                        |
| 349.7                   | 36.9                              | 118.6                 | 262.9  | 112.4   | 198.4  | 318.6          | 127.6         | 195.8                     | 267.9     | 370.9                  | 206.2                                  | 956.2                       | 3/4 <sup>3)</sup>           |                        |
| 341.0                   | 33.3                              | 172.3                 | 280.5  | 121.8   | 207.5  | 320.9          | 133.0         | 171.6                     | 169.3     | 366.3                  | 212.8                                  | 850.3                       | 4/4 <sup>3)</sup>           |                        |
| 365.6                   | 34.0                              | 104.2                 | 326.3  | 107.1   | 224.6  | 288.0          | 120.7         | 159.2                     | 208.7     | 314.7                  | 211.8                                  | 913.2                       | 1/4.2021                    |                        |
| 371.4                   | 37.7                              | 143.0                 | 293.9  | 146.0   | 213.1  | 301.0          | 118.2         | 150.1                     | 123.6     | 350.0                  | 213.6                                  | 834.2                       | 2/4                         |                        |
| 408.6                   | 39.0                              | 102.6                 | 274.8  | 130.6   | 218.1  | 276.0          | 125.0         | 145.0                     | 227.9     | 350.1                  | 205.3                                  | 899.3                       | 3/4                         |                        |
| 394.5                   | 35.9                              | 151.5                 | 283.1  | 128.2   | 230.2  | 300.0          | 124.2         | 138.9                     | 139.5     | 326.1                  | 207.9                                  | 847.4                       | 4/4                         |                        |
| 389.8                   | 36.7                              | 112.7                 | 348.4  | 122.0   | 212.6  | 266.7          | 122.6         | 144.4                     | 217.8     | 306.8                  | 198.4                                  | 904.0                       | 1/4.2022                    |                        |
| 374.4                   | 39.1                              | 137.7                 | 317.2  | 138.3   | 235.0  | 300.1          | 121.9         | 152.7                     | 161.9     | 361.5                  | 212.3                                  | 862.4                       | 2/4                         |                        |
| 427.3                   | 41.3                              | 112.0                 | 283.7  | 141.6   | 224.2  | 281.9          | 127.7         | 146.8                     | 239.3     | 369.7                  | 209.1                                  | 1,003.7                     | 3/4                         |                        |
| 398.4                   | 37.9                              | 170.0                 | 281.7  | 128.1   | 238.4  | 288.7          | 130.9         | 149.3                     | 165.8     | 380.0                  | 218.6                                  | 891.1                       | 4/4                         |                        |
| 391.4                   | 36.5                              | 117.2                 | 338.5  | 108.2   | 236.3  | 252.0          | 123.6         | 149.9                     | 249.4     | 349.3                  | 207.6                                  | 984.8                       | 1/4.2023                    |                        |
| 366.1                   | 37.7                              | 152.3                 | 302.5  | 118.0   | 236.9  | 339.6          | 123.6         | 184.5                     | 181.5     | 421.7                  | 224.4                                  | 918.3                       | 2/4                         |                        |
| 401.0                   | 40.4                              | 127.0                 | 283.7  | 128.1   | 228.1  | 314.4          | 132.2         | 187.4                     | 256.5     | 448.8                  | 214.1                                  | 1,057.3                     | 3/4                         |                        |
| 391.5                   | 37.7                              | 170.5                 | 292.8  | 112.3   | 224.5  | 332.8          | 137.5         | 180.3                     | 190.5     | 429.7                  | 211.4                                  | 954.2                       | 4/4                         |                        |
| 380.7                   | 36.3                              | 134.0                 | 397.2  | 115.6   | 243.1  | 345.4          | 134.4         | 202.7                     | 263.5     | 423.8                  | 239.7                                  | 1,099.8                     | 1/4.2024                    |                        |
| 375.8                   | 38.2                              | 149.8                 | 327.5  | 118.1   | 222.8  | 338.2          | 124.3         | 211.1                     | 185.8     | 448.0                  | 225.2                                  | 999.9                       | 2/4                         |                        |
| 428.4                   | 40.8                              | 121.3                 | 298.6  | 120.0   | 226.1  | 312.0          | 131.1         | 219.7                     | 276.6     | 461.5                  | 214.1                                  | 1,106.4                     | 3/4                         |                        |
| 405.1                   | 37.5                              | 177.6                 | 328.3  | 125.1   | 253.1  | 354.0          | 130.1         | 200.5                     | 189.1     | 452.7                  | 227.9                                  | 1,016.0                     | 4/4                         |                        |
| 408.1                   | 36.2                              | 133.8                 | 402.6  | 118.1   | 254.5  | 332.2          | 132.7         | 218.0                     | 261.9     | 447.3                  | 236.7                                  | 1,115.4                     | 1/4.2025                    |                        |
| 389.9                   | 36.5                              | 160.0                 | 357.0  | 129.3   | 235.3  | 341.3          | 127.5         | 222.2                     | 184.6     | 464.1                  | 226.2                                  | 1,047.9                     | 2/4                         |                        |

Note: 1) Time series data before the revision in 2019 represent non-farming households only

2) Household income and expenditure survey(Income), nominal

3) Household income and expenditure survey that integrated and reorganized income and expenditure sections

Source: Statistics Korea.

# 4. 가 가 가 가 가 (1 )<sup>1)</sup>

: 1,000

|                           | 가<br>( )                          | 가<br>( )                      | 가<br>(%)                       | 가       |                |                        |                 |                 |                 |                   | 가           |                         |
|---------------------------|-----------------------------------|-------------------------------|--------------------------------|---------|----------------|------------------------|-----------------|-----------------|-----------------|-------------------|-------------|-------------------------|
|                           | The number of households (person) | Age of household's head (age) | Distribution of households (%) | Income  | Current income | Wage and salary income | Business income | Property income | Transfer income | Noncurrent income | Expenditure | Consumption expenditure |
| <b>Average</b>            |                                   |                               |                                |         |                |                        |                 |                 |                 |                   |             |                         |
| 2023. 2/4                 | 2.27                              | 52.74                         | 100.00                         | 4,793.0 | 4,712.7        | 3,027.9                | 927.2           | 39.8            | 717.8           | 80.3              | 3,652.5     | 2,690.6                 |
| 3/4                       | 2.27                              | 52.72                         | 100.00                         | 5,032.7 | 4,970.6        | 3,223.1                | 983.6           | 35.4            | 728.5           | 62.1              | 3,870.6     | 2,808.4                 |
| 4/4                       | 2.28                              | 52.77                         | 100.00                         | 5,023.7 | 4,924.6        | 3,166.6                | 1,034.6         | 52.0            | 671.4           | 99.1              | 3,813.3     | 2,833.3                 |
| 2024. 1/4                 | 2.26                              | 53.16                         | 100.00                         | 5,122.1 | 5,041.0        | 3,291.0                | 875.5           | 56.6            | 817.9           | 81.1              | 3,984.1     | 2,908.1                 |
| 2/4                       | 2.25                              | 53.09                         | 100.00                         | 4,961.3 | 4,873.2        | 3,146.5                | 939.9           | 51.5            | 735.3           | 88.0              | 3,810.7     | 2,813.2                 |
| <b>1</b>                  |                                   |                               |                                |         |                |                        |                 |                 |                 |                   |             |                         |
| <b>1 person</b>           |                                   |                               |                                |         |                |                        |                 |                 |                 |                   |             |                         |
| 2023. 2/4                 | 1.00                              | 50.03                         | 33.26                          | 2,731.6 | 2,678.9        | 1,745.5                | 415.7           | 17.2            | 500.5           | 52.7              | 2,174.3     | 1,596.2                 |
| 3/4                       | 1.00                              | 50.14                         | 33.26                          | 2,782.9 | 2,754.2        | 1,842.1                | 409.9           | 19.5            | 482.7           | 28.7              | 2,216.1     | 1,608.6                 |
| 4/4                       | 1.00                              | 50.23                         | 33.26                          | 2,873.8 | 2,791.5        | 1,891.0                | 423.3           | 17.8            | 459.4           | 82.3              | 2,278.4     | 1,692.8                 |
| 2024. 1/4                 | 1.00                              | 50.70                         | 33.62                          | 3,002.5 | 2,961.1        | 1,969.7                | 416.4           | 22.0            | 552.9           | 41.4              | 2,325.0     | 1,690.6                 |
| 2/4                       | 1.00                              | 50.49                         | 33.62                          | 2,805.3 | 2,756.3        | 1,790.1                | 421.9           | 18.5            | 525.7           | 49.0              | 2,195.9     | 1,649.4                 |
| <b>2</b>                  |                                   |                               |                                |         |                |                        |                 |                 |                 |                   |             |                         |
| <b>2 persons</b>          |                                   |                               |                                |         |                |                        |                 |                 |                 |                   |             |                         |
| 2023. 2/4                 | 2.00                              | 60.05                         | 28.63                          | 4,370.2 | 4,286.0        | 2,241.9                | 933.7           | 72.1            | 1,038.3         | 84.2              | 3,250.0     | 2,410.8                 |
| 3/4                       | 2.00                              | 60.20                         | 28.63                          | 4,601.2 | 4,498.1        | 2,302.3                | 1,036.2         | 65.1            | 1,094.5         | 103.1             | 3,479.5     | 2,529.6                 |
| 4/4                       | 2.00                              | 60.54                         | 28.63                          | 4,637.7 | 4,517.8        | 2,193.3                | 1,234.6         | 98.1            | 991.7           | 119.9             | 3,369.8     | 2,550.6                 |
| 2024. 1/4                 | 2.00                              | 60.78                         | 29.06                          | 4,486.3 | 4,410.5        | 2,336.8                | 897.0           | 82.4            | 1,094.3         | 75.9              | 3,430.3     | 2,513.1                 |
| 2/4                       | 2.00                              | 60.79                         | 29.06                          | 4,456.2 | 4,343.0        | 2,272.9                | 952.1           | 77.3            | 1,040.6         | 113.2             | 3,307.7     | 2,496.0                 |
| <b>3</b>                  |                                   |                               |                                |         |                |                        |                 |                 |                 |                   |             |                         |
| <b>3 persons</b>          |                                   |                               |                                |         |                |                        |                 |                 |                 |                   |             |                         |
| 2023. 2/4                 | 3.00                              | 51.50                         | 19.53                          | 6,359.6 | 6,239.4        | 4,180.4                | 1,266.1         | 30.8            | 762.1           | 120.2             | 4,584.5     | 3,346.8                 |
| 3/4                       | 3.00                              | 51.18                         | 19.53                          | 6,559.5 | 6,504.7        | 4,484.9                | 1,210.4         | 27.2            | 782.1           | 54.8              | 4,818.9     | 3,471.8                 |
| 4/4                       | 3.00                              | 50.74                         | 19.53                          | 6,657.4 | 6,542.6        | 4,347.0                | 1,319.9         | 75.5            | 800.3           | 114.8             | 4,889.1     | 3,598.4                 |
| 2024. 1/4                 | 3.00                              | 51.07                         | 19.43                          | 6,925.7 | 6,819.5        | 4,588.1                | 1,146.1         | 106.6           | 978.7           | 106.2             | 5,230.5     | 3,836.9                 |
| 2/4                       | 3.00                              | 50.97                         | 19.43                          | 6,783.0 | 6,665.5        | 4,601.2                | 1,186.1         | 72.3            | 805.9           | 117.5             | 5,156.3     | 3,681.1                 |
| <b>4</b>                  |                                   |                               |                                |         |                |                        |                 |                 |                 |                   |             |                         |
| <b>4 persons</b>          |                                   |                               |                                |         |                |                        |                 |                 |                 |                   |             |                         |
| 2023. 2/4                 | 4.00                              | 47.62                         | 15.60                          | 7,512.2 | 7,433.8        | 5,350.1                | 1,511.2         | 43.3            | 529.3           | 78.4              | 5,882.1     | 4,319.7                 |
| 3/4                       | 4.00                              | 47.33                         | 15.38                          | 7,956.4 | 7,881.9        | 5,769.5                | 1,603.8         | 29.0            | 479.6           | 74.6              | 6,368.4     | 4,632.4                 |
| 4/4                       | 4.00                              | 47.47                         | 14.95                          | 7,665.2 | 7,579.2        | 5,780.9                | 1,405.3         | 17.4            | 375.6           | 86.0              | 6,062.1     | 4,424.7                 |
| 2024. 1/4                 | 4.00                              | 47.84                         | 14.26                          | 8,190.5 | 8,046.0        | 6,026.2                | 1,314.3         | 24.1            | 681.5           | 144.5             | 6,589.5     | 4,755.1                 |
| 2/4                       | 4.00                              | 47.84                         | 14.71                          | 7,785.7 | 7,710.2        | 5,622.5                | 1,516.0         | 52.7            | 519.0           | 75.5              | 6,063.8     | 4,411.1                 |
| <b>5</b>                  |                                   |                               |                                |         |                |                        |                 |                 |                 |                   |             |                         |
| <b>5 persons and over</b> |                                   |                               |                                |         |                |                        |                 |                 |                 |                   |             |                         |
| 2023. 2/4                 | 5.17                              | 47.58                         | 2.99                           | 7,350.5 | 7,251.9        | 5,177.2                | 1,294.4         | 21.0            | 759.4           | 98.5              | 6,228.6     | 4,758.7                 |
| 3/4                       | 5.11                              | 48.00                         | 3.21                           | 8,896.0 | 8,868.6        | 5,865.9                | 2,107.0         | 17.1            | 878.7           | 27.4              | 6,765.9     | 4,949.9                 |
| 4/4                       | 5.17                              | 47.51                         | 3.64                           | 8,089.3 | 8,030.3        | 5,407.3                | 1,993.0         | 19.6            | 610.4           | 59.0              | 6,318.2     | 4,838.5                 |
| 2024. 1/4                 | 5.16                              | 47.15                         | 3.63                           | 8,135.7 | 8,027.6        | 5,479.6                | 1,782.0         | 29.8            | 736.3           | 108.0             | 6,875.8     | 5,118.5                 |
| 2/4                       | 5.07                              | 47.66                         | 3.19                           | 8,173.9 | 8,025.9        | 5,126.7                | 2,133.8         | 32.7            | 732.6           | 148.0             | 6,833.8     | 5,319.2                 |

: 1) 가 가 가 가 가 ( 가 )

: 가

### 4. Average Monthly Income and Expenditure by Household Size <sup>1)</sup> (Whole)(1person and over)

In thousand won

| 가                         |                                   |                       |  |   |        |                |               |                           |           |                        |  | Expenditure                  |          |
|---------------------------|-----------------------------------|-----------------------|--|---|--------|----------------|---------------|---------------------------|-----------|------------------------|--|------------------------------|----------|
| 가                         |                                   |                       |  |   |        |                |               |                           |           |                        |  | Consumption expenditure      |          |
| Food and soft drinks      | Alcoholic beverages and cigarette | Clothing and footwear | Housing, water, electricity, gas and other fuels | Household equipment and housekeeping services | Health | Transportation | Communication | Entertainment and culture | Education | Restaurants and hotels | Other miscellaneous goods and services | Non-consumption expenditures |          |
| <b>Average</b>            |                                   |                       |  |   |        |                |               |                           |           |                        |  |                              |          |
| 372.1                     | 38.1                              | 142.4                 | 317.8  | 117.1   | 224.4  | 337.4          | 121.9         | 200.9                     | 170.6     | 426.0                  | 222.1                                  | 961.8                        | 2/4.2023 |
| 431.2                     | 41.4                              | 116.3                 | 289.9  | 119.6   | 231.1  | 326.4          | 130.0         | 211.1                     | 256.1     | 442.7                  | 212.6                                  | 1,062.3                      | 3/4      |
| 408.6                     | 38.3                              | 170.8                 | 324.1  | 127.5   | 252.5  | 356.4          | 129.1         | 193.8                     | 176.6     | 432.7                  | 223.0                                  | 980.0                        | 4/4      |
| 403.9                     | 36.9                              | 127.1                 | 390.3  | 118.2   | 254.0  | 335.4          | 129.3         | 212.9                     | 244.0     | 427.0                  | 229.1                                  | 1,075.9                      | 1/4.2024 |
| 387.0                     | 37.1                              | 151.0                 | 340.3  | 127.3   | 238.9  | 360.5          | 124.0         | 210.5                     | 173.6     | 442.0                  | 221.1                                  | 997.5                        | 2/4      |
| <b>1 person</b>           |                                   |                       |  |   |        |                |               |                           |           |                        |  |                              |          |
| 183.2                     | 36.3                              | 82.8                  | 286.9  | 58.7  | 125.2  | 185.4          | 63.2          | 129.9                     | 16.4      | 293.4                  | 134.8                                  | 578.1                        | 2/4.2023 |
| 211.9                     | 39.6                              | 68.4                  | 274.3  | 55.1  | 127.8  | 184.0          | 66.9          | 125.1                     | 39.2      | 300.7                  | 115.4                                  | 607.6                        | 3/4      |
| 205.0                     | 34.4                              | 104.4                 | 282.9  | 62.2  | 143.7  | 244.1          | 69.6          | 115.0                     | 15.6      | 298.5                  | 117.3                                  | 585.7                        | 4/4      |
| 209.2                     | 32.2                              | 78.4                  | 332.0  | 74.7  | 139.1  | 156.4          | 69.0          | 135.1                     | 31.0      | 294.0                  | 139.6                                  | 634.3                        | 1/4.2024 |
| 199.5                     | 34.8                              | 82.9                  | 303.5  | 66.4  | 136.9  | 182.5          | 69.5          | 130.3                     | 13.3      | 305.5                  | 124.4                                  | 546.5                        | 2/4      |
| <b>2 persons</b>          |                                   |                       |  |   |        |                |               |                           |           |                        |  |                              |          |
| 383.1                     | 33.6                              | 120.7                 | 288.8  | 108.0   | 252.2  | 343.2          | 105.2         | 196.4                     | 37.4      | 338.5                  | 203.8                                  | 839.2                        | 2/4.2023 |
| 464.7                     | 36.3                              | 95.3                  | 257.2  | 126.9   | 286.0  | 339.2          | 108.2         | 182.6                     | 75.7      | 356.9                  | 200.6                                  | 949.8                        | 3/4      |
| 434.1                     | 35.4                              | 141.9                 | 314.5  | 121.5   | 292.2  | 304.1          | 108.8         | 177.8                     | 30.5      | 353.9                  | 235.9                                  | 819.2                        | 4/4      |
| 419.6                     | 33.7                              | 101.1                 | 355.7  | 108.5   | 290.5  | 300.8          | 110.3         | 178.1                     | 69.0      | 344.3                  | 201.3                                  | 917.1                        | 1/4.2024 |
| 399.2                     | 32.3                              | 128.9                 | 301.3  | 110.2   | 266.9  | 362.9          | 105.0         | 195.7                     | 32.1      | 357.9                  | 203.7                                  | 811.7                        | 2/4      |
| <b>3 persons</b>          |                                   |                       |  |   |        |                |               |                           |           |                        |  |                              |          |
| 469.7                     | 40.8                              | 177.6                 | 360.2  | 168.5   | 285.0  | 376.7          | 164.3         | 238.1                     | 205.5     | 547.9                  | 312.4                                  | 1,237.7                      | 2/4.2023 |
| 545.9                     | 46.6                              | 153.5                 | 310.9  | 147.9   | 259.5  | 393.6          | 179.9         | 258.4                     | 328.0     | 565.3                  | 282.3                                  | 1,347.1                      | 3/4      |
| 512.6                     | 42.7                              | 223.8                 | 354.4  | 173.6   | 289.0  | 513.7          | 173.1         | 246.5                     | 227.0     | 546.4                  | 295.7                                  | 1,290.7                      | 4/4      |
| 508.5                     | 40.9                              | 170.1                 | 454.5  | 162.0   | 327.4  | 516.2          | 174.2         | 275.8                     | 335.7     | 554.3                  | 317.3                                  | 1,393.7                      | 1/4.2024 |
| 486.3                     | 41.3                              | 198.4                 | 420.9  | 199.4   | 303.1  | 491.6          | 166.4         | 272.1                     | 224.4     | 573.5                  | 303.6                                  | 1,475.2                      | 2/4      |
| <b>4 persons</b>          |                                   |                       |  |   |        |                |               |                           |           |                        |  |                              |          |
| 583.0                     | 45.4                              | 241.0                 | 375.0  | 184.4   | 291.2  | 525.6          | 197.0         | 301.8                     | 590.3     | 678.5                  | 306.3                                  | 1,562.4                      | 2/4.2023 |
| 636.1                     | 47.1                              | 192.5                 | 336.7  | 192.3   | 307.0  | 499.1          | 217.2         | 356.3                     | 816.3     | 705.0                  | 326.8                                  | 1,735.9                      | 3/4      |
| 595.1                     | 44.5                              | 275.9                 | 362.1  | 191.8   | 356.1  | 477.1          | 213.7         | 301.5                     | 623.9     | 671.6                  | 311.3                                  | 1,637.5                      | 4/4      |
| 607.3                     | 44.5                              | 216.4                 | 464.8  | 172.0   | 323.1  | 562.6          | 218.1         | 342.8                     | 798.3     | 660.2                  | 344.9                                  | 1,834.4                      | 1/4.2024 |
| 596.9                     | 44.1                              | 257.2                 | 386.8  | 196.0   | 303.4  | 470.3          | 204.2         | 320.8                     | 609.2     | 692.1                  | 330.0                                  | 1,652.6                      | 2/4      |
| <b>5 persons and over</b> |                                   |                       |  |   |        |                |               |                           |           |                        |  |                              |          |
| 627.6                     | 44.8                              | 269.0                 | 363.3  | 165.3   | 316.4  | 733.3          | 268.1         | 263.6                     | 743.7     | 625.4                  | 338.2                                  | 1,469.9                      | 2/4.2023 |
| 723.7                     | 45.3                              | 208.5                 | 392.8  | 203.0   | 274.0  | 451.4          | 256.2         | 372.3                     | 990.3     | 675.2                  | 357.3                                  | 1,816.0                      | 3/4      |
| 743.9                     | 48.2                              | 288.5                 | 457.1  | 260.9   | 313.3  | 455.0          | 248.4         | 313.7                     | 688.2     | 686.7                  | 334.7                                  | 1,479.6                      | 4/4      |
| 721.6                     | 53.6                              | 206.5                 | 571.6  | 154.0   | 362.3  | 408.3          | 251.8         | 363.8                     | 948.2     | 724.0                  | 352.8                                  | 1,757.3                      | 1/4.2024 |
| 681.3                     | 49.1                              | 291.5                 | 376.8  | 168.5   | 370.3  | 910.5          | 242.8         | 306.5                     | 835.0     | 692.3                  | 394.6                                  | 1,514.6                      | 2/4      |

Note: 1) Household income and expenditure survey that integrated and reorganized income and expenditure sections (including farming, forestry and fishery households)

Source: Statistics Korea.

# 5. 가 가 가 가 (1 )<sup>1)</sup>

: 1,000

|                            | 가<br>( )                                   | 가<br>( )                            | 가<br>(%)                                | 가       |                   |                              |                    |                    |                    |                      | 가           |                            |
|----------------------------|--|-------------------------------------|---|---------|-------------------|------------------------------|--------------------|--------------------|--------------------|----------------------|-------------|----------------------------|
|                            | The number<br>of<br>households<br>(person) | Age of<br>household's<br>head (age) | Distribution<br>of<br>households<br>(%) | Income  | Current<br>income | Wage and<br>salary<br>income | Business<br>income | Property<br>income | Transfer<br>income | Noncurrent<br>income | Expenditure | Consumption<br>expenditure |
| <b>Average</b>             |  |                                     |   |         |                   |                              |                    |                    |                    |                      |             |                            |
| 2023. 2/4                  | 2.27                                       | 52.74                               | 100.00                                  | 4,793.0 | 4,712.7           | 3,027.9                      | 927.2              | 39.8               | 717.8              | 80.3                 | 3,652.5     | 2,690.6                    |
| 3/4                        | 2.27                                       | 52.72                               | 100.00                                  | 5,032.7 | 4,970.6           | 3,223.1                      | 983.6              | 35.4               | 728.5              | 62.1                 | 3,870.6     | 2,808.4                    |
| 4/4                        | 2.28                                       | 52.77                               | 100.00                                  | 5,023.7 | 4,924.6           | 3,166.6                      | 1,034.6            | 52.0               | 671.4              | 99.1                 | 3,813.3     | 2,833.3                    |
| 2024. 1/4                  | 2.26                                       | 53.16                               | 100.00                                  | 5,122.1 | 5,041.0           | 3,291.0                      | 875.5              | 56.6               | 817.9              | 81.1                 | 3,984.1     | 2,908.1                    |
| 2/4                        | 2.25                                       | 53.09                               | 100.00                                  | 4,961.3 | 4,873.2           | 3,146.5                      | 939.9              | 51.5               | 735.3              | 88.0                 | 3,810.7     | 2,813.2                    |
| <b>39</b>                  |  |                                     |   |         |                   |                              |                    |                    |                    |                      |             |                            |
| <b>0-39 Year-old</b>       |  |                                     |   |         |                   |                              |                    |                    |                    |                      |             |                            |
| 2023. 2/4                  | 1.94                                       | 31.67                               | 22.91                                   | 4,457.0 | 4,400.8           | 3,416.6                      | 564.9              | 7.2                | 412.2              | 56.2                 | 3,448.9     | 2,543.8                    |
| 3/4                        | 1.95                                       | 31.77                               | 22.91                                   | 4,737.3 | 4,683.3           | 3,668.1                      | 587.0              | 8.4                | 419.7              | 54.0                 | 3,622.9     | 2,686.6                    |
| 4/4                        | 1.96                                       | 32.04                               | 22.91                                   | 4,661.7 | 4,594.5           | 3,545.9                      | 654.5              | 7.2                | 386.9              | 67.2                 | 3,524.3     | 2,649.1                    |
| 2024. 1/4                  | 1.91                                       | 32.11                               | 22.43                                   | 5,073.4 | 4,947.1           | 3,765.8                      | 630.4              | 31.4               | 519.4              | 126.3                | 3,912.6     | 2,914.1                    |
| 2/4                        | 1.91                                       | 31.87                               | 22.43                                   | 4,700.0 | 4,589.3           | 3,552.3                      | 565.7              | 16.2               | 455.1              | 110.7                | 3,789.7     | 2,830.8                    |
| <b>40-49</b>               |  |                                     |   |         |                   |                              |                    |                    |                    |                      |             |                            |
| <b>40-49 Year-old</b>      |  |                                     |   |         |                   |                              |                    |                    |                    |                      |             |                            |
| 2023. 2/4                  | 2.94                                       | 44.67                               | 19.51                                   | 5,880.0 | 5,812.1           | 4,334.4                      | 1,045.5            | 11.8               | 420.4              | 67.9                 | 4,809.4     | 3,480.9                    |
| 3/4                        | 2.92                                       | 44.64                               | 19.51                                   | 6,326.9 | 6,265.7           | 4,597.9                      | 1,235.9            | 10.9               | 421.1              | 61.2                 | 5,084.8     | 3,612.7                    |
| 4/4                        | 2.97                                       | 44.50                               | 19.51                                   | 6,303.1 | 6,167.3           | 4,712.1                      | 1,039.0            | 14.3               | 401.9              | 135.8                | 5,239.1     | 3,834.4                    |
| 2024. 1/4                  | 2.98                                       | 44.54                               | 19.02                                   | 6,669.8 | 6,613.3           | 4,986.1                      | 967.6              | 15.3               | 644.4              | 56.5                 | 5,439.2     | 3,893.3                    |
| 2/4                        | 2.94                                       | 44.65                               | 19.02                                   | 6,162.0 | 6,106.2           | 4,529.6                      | 1,114.4            | 28.8               | 433.4              | 55.8                 | 5,012.3     | 3,600.0                    |
| <b>50-59</b>               |  |                                     |   |         |                   |                              |                    |                    |                    |                      |             |                            |
| <b>50-59 Year-old</b>      |  |                                     |   |         |                   |                              |                    |                    |                    |                      |             |                            |
| 2023. 2/4                  | 2.57                                       | 54.37                               | 22.49                                   | 5,992.8 | 5,874.3           | 4,062.0                      | 1,298.9            | 38.5               | 474.9              | 118.5                | 4,485.1     | 3,185.7                    |
| 3/4                        | 2.61                                       | 54.30                               | 22.49                                   | 6,366.0 | 6,299.0           | 4,373.7                      | 1,373.3            | 34.0               | 518.0              | 67.0                 | 4,933.4     | 3,509.1                    |
| 4/4                        | 2.60                                       | 54.44                               | 22.49                                   | 6,066.3 | 5,973.8           | 4,105.0                      | 1,380.5            | 22.9               | 465.3              | 92.5                 | 4,544.8     | 3,248.7                    |
| 2024. 1/4                  | 2.59                                       | 54.49                               | 22.22                                   | 6,274.3 | 6,183.5           | 4,358.5                      | 1,231.8            | 35.5               | 557.7              | 90.9                 | 4,872.8     | 3,439.3                    |
| 2/4                        | 2.61                                       | 54.50                               | 22.22                                   | 6,311.4 | 6,194.1           | 4,338.8                      | 1,325.9            | 55.0               | 474.4              | 117.3                | 4,777.1     | 3,390.2                    |
| <b>60</b>                  |  |                                     |   |         |                   |                              |                    |                    |                    |                      |             |                            |
| <b>60 Year-old or more</b> |  |                                     |   |         |                   |                              |                    |                    |                    |                      |             |                            |
| 2023. 2/4                  | 1.92                                       | 69.92                               | 35.09                                   | 3,639.0 | 3,560.6           | 1,385.0                      | 859.7              | 77.5               | 1,238.4            | 78.4                 | 2,608.5     | 2,029.9                    |
| 3/4                        | 1.90                                       | 69.89                               | 35.09                                   | 3,651.6 | 3,586.8           | 1,430.5                      | 852.5              | 67.6               | 1,236.1            | 64.8                 | 2,676.1     | 1,991.5                    |
| 4/4                        | 1.90                                       | 69.83                               | 35.09                                   | 3,880.6 | 3,776.8           | 1,458.2                      | 1,058.5            | 121.0              | 1,139.0            | 103.8                | 2,740.6     | 2,130.9                    |
| 2024. 1/4                  | 1.89                                       | 69.87                               | 36.32                                   | 3,636.7 | 3,576.5           | 1,457.0                      | 760.5              | 106.6              | 1,252.4            | 60.2                 | 2,722.4     | 2,063.4                    |
| 2/4                        | 1.88                                       | 69.77                               | 36.32                                   | 3,667.7 | 3,594.7           | 1,442.0                      | 843.4              | 83.1               | 1,226.2            | 73.0                 | 2,603.2     | 2,037.3                    |

: 1) : 가 가 ( 가 )



## 5. Average Monthly Income and Expenditure by Age of Household Head <sup>1)</sup> (Whole)(1person and over)

In thousand won

| 가                          |                                   |                       |  |   |        |                |               |                           |           |                        |  |                              | Expenditure             |
|----------------------------|-----------------------------------|-----------------------|--|---|--------|----------------|---------------|---------------------------|-----------|------------------------|--|------------------------------|-------------------------|
|                            |                                   |                       |  |   |        |                |               |                           |           |                        |  |                              | Consumption expenditure |
| Food and soft drinks       | Alcoholic beverages and cigarette | Clothing and footwear | Housing, water, electricity, gas and other fuels | Household equipment and housekeeping services | Health | Transportation | Communication | Entertainment and culture | Education | Restaurants and hotels | Other miscellaneous goods and services | Non-consumption expenditures |                         |
| <b>Average</b>             |                                   |                       |  |   |        |                |               |                           |           |                        |  |                              |                         |
| 372.1                      | 38.1                              | 142.4                 | 317.8  | 117.1   | 224.4  | 337.4          | 121.9         | 200.9                     | 170.6     | 426.0                  | 222.1                                  | 961.8                        | 2/4. 2023               |
| 431.2                      | 41.4                              | 116.3                 | 289.9  | 119.6   | 231.1  | 326.4          | 130.0         | 211.1                     | 256.1     | 442.7                  | 212.6                                  | 1,062.3                      | 3/4                     |
| 408.6                      | 38.3                              | 170.8                 | 324.1  | 127.5   | 252.5  | 356.4          | 129.1         | 193.8                     | 176.6     | 432.7                  | 223.0                                  | 980.0                        | 4/4                     |
| 403.9                      | 36.9                              | 127.1                 | 390.3  | 118.2   | 254.0  | 335.4          | 129.3         | 212.9                     | 244.0     | 427.0                  | 229.1                                  | 1,075.9                      | 1/4. 2024               |
| 387.0                      | 37.1                              | 151.0                 | 340.3  | 127.3   | 238.9  | 360.5          | 124.0         | 210.5                     | 173.6     | 442.0                  | 221.1                                  | 997.5                        | 2/4                     |
| <b>39</b>                  |                                   |                       |  |   |        |                |               |                           |           |                        |  |                              |                         |
| <b>0-39 Year-old</b>       |                                   |                       |  |   |        |                |               |                           |           |                        |  |                              |                         |
| 260.3                      | 39.1                              | 147.1                 | 319.5  | 116.5   | 145.7  | 314.0          | 113.2         | 251.7                     | 117.4     | 512.9                  | 206.3                                  | 905.2                        | 2/4. 2023               |
| 282.8                      | 39.7                              | 138.1                 | 327.0  | 114.9   | 155.9  | 411.1          | 120.8         | 232.4                     | 150.4     | 519.8                  | 193.7                                  | 936.3                        | 3/4                     |
| 272.3                      | 38.7                              | 185.9                 | 329.7  | 145.9   | 167.5  | 315.2          | 130.6         | 225.3                     | 121.1     | 507.6                  | 209.4                                  | 875.2                        | 4/4                     |
| 285.2                      | 38.5                              | 147.0                 | 395.9  | 138.1   | 173.4  | 493.4          | 119.2         | 234.9                     | 139.2     | 517.4                  | 231.9                                  | 998.5                        | 1/4. 2024               |
| 275.1                      | 39.2                              | 169.8                 | 362.8  | 165.4   | 163.2  | 437.4          | 115.5         | 246.8                     | 100.1     | 530.1                  | 225.4                                  | 958.9                        | 2/4                     |
| <b>40-49</b>               |                                   |                       |  |   |        |                |               |                           |           |                        |  |                              |                         |
| <b>40-49 Year-old</b>      |                                   |                       |  |   |        |                |               |                           |           |                        |  |                              |                         |
| 439.4                      | 47.7                              | 194.4                 | 341.4  | 136.1   | 224.9  | 444.9          | 161.3         | 224.9                     | 479.4     | 542.7                  | 243.9                                  | 1,328.5                      | 2/4. 2023               |
| 478.1                      | 56.3                              | 147.5                 | 329.6  | 150.4   | 236.8  | 370.2          | 167.1         | 282.4                     | 568.4     | 572.3                  | 253.7                                  | 1,472.1                      | 3/4                     |
| 466.2                      | 50.4                              | 239.8                 | 387.8  | 158.2   | 259.3  | 477.6          | 159.9         | 279.5                     | 532.5     | 565.3                  | 257.8                                  | 1,404.7                      | 4/4                     |
| 486.3                      | 46.2                              | 172.9                 | 458.3  | 156.9   | 236.6  | 376.1          | 172.8         | 314.6                     | 602.7     | 572.7                  | 297.2                                  | 1,545.9                      | 1/4. 2024               |
| 457.6                      | 45.6                              | 205.3                 | 358.4  | 139.4   | 236.7  | 382.3          | 166.7         | 250.8                     | 513.8     | 581.1                  | 262.2                                  | 1,412.2                      | 2/4                     |
| <b>50-59</b>               |                                   |                       |  |   |        |                |               |                           |           |                        |  |                              |                         |
| <b>50-59 Year-old</b>      |                                   |                       |  |   |        |                |               |                           |           |                        |  |                              |                         |
| 434.3                      | 46.7                              | 170.3                 | 340.0  | 138.3   | 255.0  | 443.5          | 159.0         | 214.3                     | 183.3     | 518.8                  | 282.1                                  | 1,299.4                      | 2/4. 2023               |
| 499.2                      | 50.5                              | 139.3                 | 309.0  | 140.3   | 263.0  | 407.6          | 174.5         | 251.2                     | 446.4     | 546.6                  | 281.5                                  | 1,424.3                      | 3/4                     |
| 453.8                      | 46.0                              | 192.0                 | 341.4  | 125.3   | 286.4  | 460.1          | 173.5         | 209.8                     | 175.9     | 509.5                  | 275.1                                  | 1,296.1                      | 4/4                     |
| 456.7                      | 44.4                              | 147.4                 | 419.0  | 118.2   | 301.0  | 353.1          | 174.4         | 253.3                     | 396.5     | 505.4                  | 269.9                                  | 1,433.4                      | 1/4. 2024               |
| 448.8                      | 44.5                              | 173.8                 | 406.1  | 130.0   | 272.2  | 502.9          | 165.3         | 242.2                     | 208.5     | 530.6                  | 265.5                                  | 1,386.9                      | 2/4                     |
| <b>60</b>                  |                                   |                       |  |   |        |                |               |                           |           |                        |  |                              |                         |
| <b>60 Year-old or more</b> |                                   |                       |  |   |        |                |               |                           |           |                        |  |                              |                         |
| 367.7                      | 26.5                              | 92.6                  | 289.4  | 93.2  | 255.8  | 224.8          | 82.0          | 145.7                     | 25.4      | 244.9                  | 181.8                                  | 578.6                        | 2/4. 2023               |
| 458.4                      | 28.3                              | 70.0                  | 231.5  | 92.3  | 256.5  | 194.8          | 86.8          | 131.8                     | 29.5      | 253.6                  | 158.1                                  | 684.6                        | 3/4                     |
| 436.6                      | 26.5                              | 109.0                 | 273.9  | 99.9  | 282.6  | 249.5          | 82.4          | 115.3                     | 15.3      | 260.8                  | 179.1                                  | 609.6                        | 4/4                     |
| 401.8                      | 26.4                              | 78.5                  | 333.7  | 85.8  | 284.2  | 205.5          | 85.3          | 121.2                     | 27.5      | 246.9                  | 166.7                                  | 658.9                        | 1/4. 2024               |
| 381.4                      | 27.0                              | 96.9                  | 276.6  | 95.7  | 266.4  | 214.5          | 81.5          | 147.5                     | 19.5      | 260.5                  | 169.8                                  | 565.9                        | 2/4                     |

Note: 1) Household income and expenditure survey that integrated and reorganized income and expenditure sections (including farming, forestry and fishery households)  
Source: Statistics Korea.

## 6. 가 10 가 가 (1 )<sup>1)2)</sup>

：

|         |           | 1         | 2         | 3         | 4         | 5         |
|---------|-----------|-----------|-----------|-----------|-----------|-----------|
|         | Average   | 1 Group   | 2 Group   | 3 Group   | 4 Group   | 5 Group   |
| 가 ( )   | 2.25      | 1.28      | 1.51      | 1.64      | 1.81      | 1.93      |
| 가 ( )   | 53.09     | 61.19     | 62.87     | 55.36     | 52.65     | 50.83     |
| 가 ( % ) | 100.00    | 9.96      | 10.04     | 10.00     | 9.98      | 10.01     |
|         | 4,961,284 | 747,836   | 1,566,282 | 2,385,254 | 3,121,154 | 3,842,293 |
|         | 4,873,243 | 738,947   | 1,549,732 | 2,368,212 | 3,092,509 | 3,808,294 |
|         | 3,146,474 | 102,724   | 381,496   | 1,206,177 | 1,722,353 | 2,319,168 |
|         | 939,895   | 49,518    | 186,010   | 380,015   | 610,730   | 641,201   |
|         | 51,528    | 7,487     | 18,252    | 36,556    | 32,516    | 40,462    |
|         | 735,347   | 579,218   | 963,974   | 745,464   | 726,910   | 807,464   |
|         | 88,041    | 8,889     | 16,550    | 17,042    | 28,645    | 33,999    |
| 가       | 3,810,706 | 1,259,965 | 1,581,805 | 2,009,546 | 2,519,913 | 2,992,429 |
|         | 2,813,211 | 1,121,958 | 1,381,038 | 1,654,153 | 2,010,007 | 2,319,646 |
|         | 387,035   | 228,356   | 286,039   | 286,906   | 312,951   | 330,149   |
|         | 37,141    | 23,531    | 23,873    | 30,543    | 34,979    | 37,385    |
|         | 150,972   | 37,769    | 59,581    | 74,364    | 101,818   | 128,572   |
|         | 340,259   | 229,130   | 249,965   | 308,879   | 314,806   | 320,835   |
| 가 . 가   | 127,266   | 42,419    | 55,619    | 54,980    | 83,670    | 98,996    |
|         | 238,868   | 138,256   | 196,014   | 167,705   | 184,263   | 207,777   |
|         | 360,500   | 76,401    | 107,960   | 136,243   | 209,710   | 249,997   |
|         | 123,989   | 47,593    | 58,444    | 81,413    | 94,828    | 109,339   |
|         | 210,491   | 65,437    | 74,289    | 104,720   | 121,460   | 189,014   |
|         | 173,608   | 11,249    | 13,998    | 34,176    | 70,815    | 68,228    |
|         | 441,966   | 149,859   | 163,434   | 252,290   | 323,900   | 382,387   |
|         | 221,115   | 71,957    | 91,822    | 121,937   | 156,808   | 196,969   |
|         | 997,495   | 138,007   | 200,767   | 355,393   | 509,906   | 672,783   |

: 1) 2024. 2/4

2) 가 . 가 ( 가 )

：

## 6. Average Monthly Income and Expenditure by Income Decile <sup>1)2)</sup> (Whole)(1person and over)

In won

| 6         | 7         | 8         | 9         | 10         |  |
|-----------|-----------|-----------|-----------|------------|--|
| 6 Group   | 7 Group   | 8 Group   | 9 Group   | 10 Group   |  |
| 2.31      | 2.66      | 2.94      | 3.12      | 3.31       | The number of households (person)                |
| 48.67     | 49.47     | 48.61     | 49.95     | 51.33      | Age of household's head (age)                    |
| 9.99      | 9.96      | 10.05     | 10.00     | 10.00      | Distribution of households (%)                   |
| 4,601,968 | 5,481,059 | 6,548,473 | 8,246,771 | 13,056,165 | Income   |
| 4,561,986 | 5,429,233 | 6,466,106 | 8,119,783 | 12,582,414 | Current income                                   |
| 2,877,766 | 3,656,068 | 4,407,954 | 5,642,232 | 9,138,421  | Wage and salary income                           |
| 973,039   | 1,048,103 | 1,317,571 | 1,627,156 | 2,562,565  | Business income                                  |
| 36,583    | 39,947    | 52,357    | 63,452    | 187,479    | Property Income                                  |
| 674,597   | 685,115   | 688,224   | 786,942   | 693,949    | Transfer income                                  |
| 39,982    | 51,826    | 82,367    | 126,988   | 473,751    | Noncurrent income                                |
| 3,753,071 | 4,345,578 | 5,106,013 | 6,002,546 | 8,526,660  | Expenditure                                      |
| 2,869,171 | 3,326,260 | 3,698,726 | 4,220,596 | 5,524,789  | Consumption expenditure                          |
| 386,015   | 442,144   | 478,071   | 533,642   | 585,420    | Food and soft drinks                             |
| 38,829    | 46,051    | 45,407    | 42,814    | 47,985     | Alcoholic beverages and cigarette                |
| 159,917   | 170,122   | 195,734   | 249,768   | 331,687    | Clothing and footwear                            |
| 353,457   | 374,673   | 335,989   | 383,590   | 531,221    | Housing, water, electricity, gas and other fuels |
| 163,104   | 158,628   | 176,467   | 195,540   | 242,982    | Household equipment and housekeeping services    |
| 215,780   | 274,753   | 275,808   | 335,600   | 392,294    | Health   |
| 383,998   | 422,717   | 534,058   | 554,677   | 928,097    | Transportation                                   |
| 136,760   | 170,548   | 172,527   | 169,323   | 198,928    | Communication                                    |
| 216,849   | 246,053   | 270,946   | 339,411   | 476,254    | Entertainment and culture                        |
| 148,124   | 245,306   | 314,365   | 372,952   | 456,198    | Education  |
| 467,807   | 529,510   | 605,487   | 683,357   | 860,730    | Restaurants and hotels                           |
| 198,531   | 245,753   | 293,867   | 359,924   | 472,993    | Other miscellaneous goods and services           |
| 883,899   | 1,019,318 | 1,407,286 | 1,781,950 | 3,001,871  | Non-consumption expenditures                     |

Note: 1) The figures in the second quarter 2024

2) Household income and expenditure survey that integrated and reorganized income and expenditure sections (including farming, forestry and fishery households)

Source: Statistics Korea.



## IV. 주거/국토이용

Housing / Land Use

1. 주요 지역별 주택가격지수(매매) ..... 85
2. 주요 지역별 주택가격지수(전세) ..... 86
3. 시도별 지가 변동률 ..... 87
4. 지목별 토지거래현황 ..... 88



## 주요 용어 해설 (Explanation of Terms)

### IV-1. 주택(Housing)

- 하나 이상의 가구가 독립된 주거생활을 할 수 있는 구조로 된 건축물

### IV-1. 아파트(Apartment)

- 한 건물 내에 여러 가구가 거주할 수 있도록 지은 5층 이상의 영구건물로서, 구조적으로 한 가구씩 독립하여 살 수 있도록 건축된 주택

### IV-1. 단독주택(Detached houses)

- 원칙적으로 1가구만이 단독으로 거주할 수 있도록 건축된 독립주택

### IV-1. 연립주택(Row houses)

- 대지, 복도, 계단 및 설비 등의 일부 또는 전부를 공동으로 사용하는 하나의 건축물 안에 각 가구마다 독립된 주거생활을 영위할 수 있는 4층 이하의 공동주택

### IV-3. 지가변동율(Floating rate of land price)

- 기준시점 대비 해당 시점의 지가지수의 상승분을 나타냄

### IV-4. 지목(Land category)

- 토지의 주된 용도에 따라 토지의 종류를 구분하여 지적공부에 등록한 것으로, 부동산 거래현황에서는 크게 전, 답, 대지, 임야, 공장용지, 기타(과수원, 목장용지 등 상가지목 외)로 나누고 있음





# 1. 가 ( ) Housing Price Indices by Region (Purchase)

2021.6=100.0

|       | Whole country |            |                 |            | Seoul metropolitan area |            |                 |            |       |
|-------|---------------|------------|-----------------|------------|-------------------------|------------|-----------------|------------|-------|
|       | Total         | Apartments | Detached houses | Row houses | Total                   | Apartments | Detached houses | Row houses |       |
| 2023. | 2             | 97.1       | 94.5            | 103.0      | 99.9                    | 96.0       | 93.1            | 103.9      | 99.9  |
|       | 3             | 96.3       | 93.5            | 102.9      | 99.5                    | 95.2       | 92.0            | 103.8      | 99.5  |
|       | 4             | 95.9       | 92.9            | 102.8      | 99.3                    | 94.7       | 91.5            | 103.8      | 99.2  |
|       | 5             | 95.7       | 92.7            | 102.8      | 98.9                    | 94.5       | 91.4            | 103.8      | 98.8  |
|       | 6             | 95.6       | 92.7            | 102.8      | 98.7                    | 94.5       | 91.5            | 103.8      | 98.7  |
|       | 7             | 95.7       | 92.7            | 102.8      | 98.6                    | 94.7       | 91.7            | 103.8      | 98.6  |
|       | 8             | 95.8       | 93.0            | 102.9      | 98.6                    | 95.0       | 92.1            | 103.9      | 98.6  |
|       | 9             | 96.0       | 93.3            | 103.0      | 98.6                    | 95.4       | 92.7            | 104.1      | 98.7  |
|       | 10            | 96.2       | 93.5            | 103.1      | 98.7                    | 95.7       | 93.1            | 104.4      | 98.7  |
|       | 11            | 96.3       | 93.6            | 103.2      | 98.6                    | 95.7       | 93.1            | 104.6      | 98.6  |
|       | 12            | 96.2       | 93.4            | 103.3      | 98.4                    | 95.6       | 93.0            | 104.8      | 98.5  |
|       | 2024.         | 1          | 96.0            | 93.2       | 103.4                   | 98.3       | 95.4            | 92.7       | 104.9 |
| 2     |               | 95.9       | 93.0            | 103.4      | 98.3                    | 95.3       | 92.5            | 105.1      | 98.3  |
| 3     |               | 95.8       | 92.9            | 103.5      | 98.2                    | 95.2       | 92.4            | 105.2      | 98.3  |
| 4     |               | 95.7       | 92.8            | 103.6      | 98.1                    | 95.2       | 92.4            | 105.4      | 98.2  |
| 5     |               | 95.7       | 92.8            | 103.7      | 98.0                    | 95.2       | 92.4            | 105.6      | 98.1  |
| 6     |               | 95.8       | 92.8            | 103.8      | 98.0                    | 95.4       | 92.7            | 105.8      | 98.1  |
| 7     |               | 95.9       | 93.0            | 103.9      | 98.0                    | 95.7       | 93.2            | 106.0      | 98.1  |
| 8     |               | 96.1       | 93.3            | 104.0      | 98.0                    | 96.3       | 93.9            | 106.2      | 98.2  |
| 9     |               | 96.3       | 93.5            | 104.1      | 98.1                    | 96.6       | 94.4            | 106.4      | 98.3  |

|       | Seoul |            |                 |            | 6 metropolitan cities |            |                 |            |       |
|-------|-------|------------|-----------------|------------|-----------------------|------------|-----------------|------------|-------|
|       | Total | Apartments | Detached houses | Row houses | Total                 | Apartments | Detached houses | Row houses |       |
| 2023. | 2     | 96.7       | 93.6            | 104.2      | 99.3                  | 94.8       | 92.0            | 103.4      | 99.6  |
|       | 3     | 96.1       | 92.9            | 104.1      | 99.0                  | 93.8       | 90.8            | 103.3      | 99.3  |
|       | 4     | 95.8       | 92.6            | 104.0      | 98.6                  | 93.2       | 90.0            | 103.2      | 99.0  |
|       | 5     | 95.7       | 92.6            | 104.0      | 98.3                  | 92.9       | 89.7            | 103.2      | 98.6  |
|       | 6     | 95.7       | 92.7            | 104.0      | 98.2                  | 92.7       | 89.6            | 103.2      | 98.4  |
|       | 7     | 95.9       | 93.0            | 104.0      | 98.1                  | 92.6       | 89.5            | 103.2      | 98.3  |
|       | 8     | 96.2       | 93.4            | 104.1      | 98.1                  | 92.7       | 89.5            | 103.2      | 98.2  |
|       | 9     | 96.5       | 93.9            | 104.3      | 98.2                  | 92.8       | 89.7            | 103.3      | 98.1  |
|       | 10    | 96.7       | 94.2            | 104.6      | 98.2                  | 92.8       | 89.8            | 103.4      | 98.0  |
|       | 11    | 96.8       | 94.4            | 104.9      | 98.2                  | 92.7       | 89.7            | 103.5      | 97.8  |
|       | 12    | 96.7       | 94.2            | 105.1      | 98.1                  | 92.6       | 89.5            | 103.5      | 97.5  |
|       | 2024. | 1          | 96.6            | 94.1       | 105.3                 | 98.1       | 92.4            | 89.3       | 103.6 |
| 2     |       | 96.5       | 93.9            | 105.4      | 98.0                  | 92.2       | 89.1            | 103.6      | 97.2  |
| 3     |       | 96.5       | 93.9            | 105.6      | 98.0                  | 92.0       | 88.9            | 103.7      | 97.1  |
| 4     |       | 96.6       | 94.0            | 105.8      | 98.0                  | 91.9       | 88.8            | 103.7      | 97.0  |
| 5     |       | 96.8       | 94.2            | 106.0      | 98.1                  | 91.9       | 88.7            | 103.8      | 96.8  |
| 6     |       | 97.1       | 94.8            | 106.2      | 98.2                  | 91.7       | 88.6            | 103.9      | 96.7  |
| 7     |       | 97.9       | 95.9            | 106.5      | 98.3                  | 91.7       | 88.5            | 104.0      | 96.6  |
| 8     |       | 98.7       | 97.1            | 106.8      | 98.6                  | 91.7       | 88.5            | 104.1      | 96.4  |
| 9     |       | 99.2       | 97.9            | 107.0      | 98.8                  | 91.6       | 88.5            | 104.2      | 96.3  |

Source: Korea Real Estate Board.

## 2. 가 ( ) Housing Price Indices by Region (Deposit-based Dwellings)

2021.6=100.0

|       | Whole country |            |                 |            | Seoul metropolitan area |            |                 |            |       |
|-------|---------------|------------|-----------------|------------|-------------------------|------------|-----------------|------------|-------|
|       | Total         | Apartments | Detached houses | Row houses | Total                   | Apartments | Detached houses | Row houses |       |
| 2023. | 2             | 93.5       | 89.8            | 100.6      | 99.7                    | 90.3       | 85.3            | 100.7      | 99.4  |
|       | 3             | 92.4       | 88.3            | 100.6      | 99.4                    | 89.0       | 83.5            | 100.6      | 99.0  |
|       | 4             | 91.9       | 87.5            | 100.5      | 99.0                    | 88.4       | 82.7            | 100.5      | 98.6  |
|       | 5             | 91.6       | 87.2            | 100.4      | 98.7                    | 88.2       | 82.6            | 100.4      | 98.3  |
|       | 6             | 91.4       | 87.1            | 100.4      | 98.5                    | 88.1       | 82.6            | 100.3      | 98.0  |
|       | 7             | 91.4       | 87.1            | 100.4      | 98.4                    | 88.2       | 82.7            | 100.2      | 97.9  |
|       | 8             | 91.5       | 87.3            | 100.3      | 98.3                    | 88.5       | 83.2            | 100.3      | 97.8  |
|       | 9             | 91.8       | 87.7            | 100.3      | 98.4                    | 89.0       | 83.9            | 100.3      | 97.9  |
|       | 10            | 92.1       | 88.2            | 100.4      | 98.4                    | 89.6       | 84.8            | 100.4      | 97.9  |
|       | 11            | 92.4       | 88.5            | 100.4      | 98.4                    | 90.0       | 85.4            | 100.4      | 97.9  |
|       | 12            | 92.5       | 88.7            | 100.4      | 98.3                    | 90.2       | 85.7            | 100.4      | 97.8  |
|       | 2024.         | 1          | 92.5            | 88.8       | 100.3                   | 98.2       | 90.3            | 85.9       | 100.4 |
| 2     |               | 92.6       | 88.8            | 100.4      | 98.2                    | 90.4       | 86.1            | 100.4      | 97.8  |
| 3     |               | 92.6       | 88.9            | 100.3      | 98.1                    | 90.6       | 86.4            | 100.4      | 97.7  |
| 4     |               | 92.7       | 89.0            | 100.3      | 98.1                    | 90.8       | 86.6            | 100.4      | 97.7  |
| 5     |               | 92.8       | 89.2            | 100.3      | 98.1                    | 91.1       | 87.0            | 100.4      | 97.7  |
| 6     |               | 92.9       | 89.4            | 100.4      | 98.1                    | 91.3       | 87.4            | 100.5      | 97.7  |
| 7     |               | 93.0       | 89.6            | 100.4      | 98.1                    | 91.7       | 87.9            | 100.5      | 97.7  |
| 8     |               | 93.2       | 89.9            | 100.4      | 98.1                    | 92.1       | 88.5            | 100.6      | 97.8  |
| 9     |               | 93.4       | 90.1            | 100.4      | 98.2                    | 92.5       | 89.0            | 100.7      | 97.9  |

|       | Seoul |            |                 |            | 6 metropolitan cities |            |                 |            |       |
|-------|-------|------------|-----------------|------------|-----------------------|------------|-----------------|------------|-------|
|       | Total | Apartments | Detached houses | Row houses | Total                 | Apartments | Detached houses | Row houses |       |
| 2023. | 2     | 91.2       | 85.8            | 100.6      | 97.8                  | 91.4       | 88.0            | 100.5      | 100.0 |
|       | 3     | 90.0       | 84.1            | 100.4      | 97.4                  | 90.1       | 86.3            | 100.5      | 99.8  |
|       | 4     | 89.4       | 83.5            | 100.3      | 96.8                  | 89.4       | 85.4            | 100.4      | 99.6  |
|       | 5     | 89.2       | 83.4            | 100.2      | 96.4                  | 89.0       | 84.8            | 100.3      | 99.4  |
|       | 6     | 89.2       | 83.5            | 100.1      | 96.1                  | 88.7       | 84.5            | 100.3      | 99.2  |
|       | 7     | 89.3       | 83.8            | 100.1      | 96.0                  | 88.5       | 84.3            | 100.3      | 99.0  |
|       | 8     | 89.6       | 84.3            | 100.1      | 96.0                  | 88.5       | 84.3            | 100.2      | 98.9  |
|       | 9     | 90.0       | 84.9            | 100.1      | 96.0                  | 88.6       | 84.4            | 100.2      | 98.9  |
|       | 10    | 90.3       | 85.5            | 100.1      | 96.0                  | 88.7       | 84.6            | 100.2      | 98.9  |
|       | 11    | 90.7       | 86.1            | 100.2      | 96.0                  | 88.7       | 84.7            | 100.2      | 98.7  |
|       | 12    | 91.0       | 86.6            | 100.2      | 95.9                  | 88.7       | 84.7            | 100.2      | 98.6  |
|       | 2024. | 1          | 91.1            | 86.8       | 100.2                 | 95.9       | 88.7            | 84.6       | 100.2 |
| 2     |       | 91.2       | 87.0            | 100.2      | 95.9                  | 88.6       | 84.6            | 100.2      | 98.5  |
| 3     |       | 91.4       | 87.3            | 100.2      | 95.9                  | 88.7       | 84.7            | 100.1      | 98.4  |
| 4     |       | 91.5       | 87.6            | 100.2      | 95.9                  | 88.7       | 84.7            | 100.1      | 98.3  |
| 5     |       | 91.8       | 87.9            | 100.3      | 95.9                  | 88.8       | 84.9            | 100.1      | 98.2  |
| 6     |       | 92.1       | 88.5            | 100.4      | 96.0                  | 88.8       | 84.9            | 100.1      | 98.2  |
| 7     |       | 92.6       | 89.2            | 100.5      | 96.0                  | 88.8       | 84.9            | 100.1      | 98.1  |
| 8     |       | 93.1       | 90.0            | 100.6      | 96.2                  | 88.9       | 85.1            | 100.1      | 98.0  |
| 9     |       | 93.5       | 90.5            | 100.7      | 96.3                  | 89.0       | 85.3            | 100.1      | 98.0  |

:

Source: Korea Real Estate Board.

### 3. 가 Floating Rate of Land Price by Province

: %

In percent

|          | In percent    |                     |            |              |                         |               |       |       |       |         |         |
|----------|---------------|---------------------|------------|--------------|-------------------------|---------------|-------|-------|-------|---------|---------|
|          | Whole country | Metropolitan cities | All cities | All counties | Seoul metropolitan area | Regional area | Seoul | Busan | Daegu | Incheon | Gwangju |
| 2017     | 3.88          | 4.37                | 3.45       | 3.23         | 3.82                    | 3.97          | 4.32  | 6.51  | 4.58  | 3.10    | 4.17    |
| 2018     | 4.58          | 5.48                | 3.82       | 3.22         | 5.14                    | 3.65          | 6.11  | 5.74  | 5.01  | 3.59    | 5.26    |
| 2019     | 3.92          | 4.71                | 3.24       | 2.56         | 4.74                    | 2.51          | 5.29  | 3.76  | 4.55  | 4.03    | 4.77    |
| 2020     | 3.68          | 4.45                | 3.04       | 2.22         | 4.36                    | 2.52          | 4.80  | 3.75  | 3.40  | 3.76    | 3.88    |
| 2021     | 4.17          | 4.84                | 3.65       | 2.63         | 4.78                    | 3.17          | 5.31  | 4.04  | 4.38  | 4.10    | 3.47    |
| 2022     | 2.73          | 2.86                | 2.71       | 1.95         | 3.03                    | 2.24          | 3.06  | 2.75  | 2.55  | 2.37    | 2.27    |
| 2023     | 0.82          | 0.87                | 0.85       | 0.34         | 1.08                    | 0.40          | 1.11  | 0.18  | 0.32  | 0.82    | 0.46    |
| 2023. 10 | 0.16          | 0.19                | 0.14       | 0.06         | 0.21                    | 0.08          | 0.25  | 0.04  | 0.09  | 0.11    | 0.13    |
| 11       | 0.16          | 0.18                | 0.15       | 0.07         | 0.20                    | 0.08          | 0.23  | 0.04  | 0.08  | 0.14    | 0.15    |
| 12       | 0.15          | 0.16                | 0.15       | 0.07         | 0.19                    | 0.08          | 0.19  | 0.05  | 0.08  | 0.13    | 0.15    |
| 2024. 1  | 0.13          | 0.14                | 0.14       | 0.06         | 0.17                    | 0.07          | 0.16  | 0.03  | 0.07  | 0.15    | 0.16    |
| 2        | 0.13          | 0.13                | 0.15       | 0.06         | 0.17                    | 0.07          | 0.16  | 0.04  | 0.07  | 0.14    | 0.13    |
| 3        | 0.17          | 0.18                | 0.16       | 0.07         | 0.21                    | 0.09          | 0.23  | 0.08  | 0.07  | 0.16    | 0.14    |
| 4        | 0.18          | 0.20                | 0.17       | 0.08         | 0.22                    | 0.10          | 0.24  | 0.12  | 0.09  | 0.17    | 0.16    |
| 5        | 0.18          | 0.20                | 0.18       | 0.08         | 0.23                    | 0.10          | 0.25  | 0.13  | 0.10  | 0.16    | 0.14    |
| 6        | 0.19          | 0.22                | 0.17       | 0.08         | 0.24                    | 0.10          | 0.27  | 0.14  | 0.10  | 0.18    | 0.11    |
| 7        | 0.20          | 0.23                | 0.18       | 0.09         | 0.25                    | 0.11          | 0.28  | 0.16  | 0.11  | 0.20    | 0.14    |
| 8        | 0.20          | 0.23                | 0.17       | 0.08         | 0.25                    | 0.11          | 0.28  | 0.16  | 0.10  | 0.19    | 0.14    |
| 9        | 0.19          | 0.24                | 0.16       | 0.07         | 0.25                    | 0.09          | 0.30  | 0.16  | 0.10  | 0.14    | 0.12    |

|          | Daejeon | Ulsan | Sejong | Gyeonggi | Gangwon | Chungbuk | Chungnam | Jeonbuk | Jeonnam | Gyeongbuk | Gyeongnam | Jeju  |
|----------|---------|-------|--------|----------|---------|----------|----------|---------|---------|-----------|-----------|-------|
| 2017     | 3.36    | 3.54  | 7.02   | 3.45     | 3.82    | 3.08     | 2.98     | 3.33    | 3.90    | 3.09      | 3.09      | 5.46  |
| 2018     | 3.34    | 2.65  | 7.42   | 4.42     | 3.58    | 3.16     | 2.28     | 2.72    | 4.00    | 2.86      | 2.20      | 4.99  |
| 2019     | 4.25    | 0.35  | 4.95   | 4.29     | 2.66    | 2.22     | 1.63     | 2.60    | 3.90    | 2.38      | 0.56      | -1.77 |
| 2020     | 4.58    | 1.64  | 10.62  | 3.98     | 2.16    | 2.27     | 2.08     | 2.37    | 3.32    | 1.85      | 0.72      | -1.93 |
| 2021     | 4.67    | 2.32  | 7.06   | 4.31     | 3.03    | 3.26     | 2.81     | 2.57    | 3.67    | 2.29      | 2.03      | 1.85  |
| 2022     | 2.57    | 2.12  | 3.25   | 3.11     | 2.28    | 2.23     | 2.03     | 2.18    | 2.67    | 1.75      | 1.76      | 1.89  |
| 2023     | 0.81    | 0.02  | 1.14   | 1.08     | 0.44    | 0.77     | 0.72     | 0.25    | 0.32    | 0.69      | 0.23      | -0.41 |
| 2023. 10 | 0.10    | 0.04  | 0.18   | 0.17     | 0.04    | 0.17     | 0.07     | 0.12    | 0.10    | 0.12      | 0.02      | -0.01 |
| 11       | 0.16    | 0.04  | 0.23   | 0.19     | 0.05    | 0.15     | 0.09     | 0.06    | 0.11    | 0.12      | 0.02      | -0.03 |
| 12       | 0.16    | 0.06  | 0.29   | 0.19     | 0.05    | 0.15     | 0.10     | 0.06    | 0.09    | 0.10      | 0.03      | -0.03 |
| 2024. 1  | 0.14    | 0.10  | 0.16   | 0.18     | 0.03    | 0.13     | 0.09     | 0.05    | 0.10    | 0.10      | 0.02      | -0.02 |
| 2        | 0.11    | 0.08  | 0.13   | 0.20     | 0.07    | 0.12     | 0.09     | 0.03    | 0.09    | 0.09      | 0.03      | -0.03 |
| 3        | 0.11    | 0.08  | 0.16   | 0.21     | 0.11    | 0.12     | 0.09     | 0.06    | 0.11    | 0.11      | 0.05      | -0.03 |
| 4        | 0.11    | 0.10  | 0.15   | 0.22     | 0.11    | 0.13     | 0.09     | 0.06    | 0.11    | 0.12      | 0.10      | -0.04 |
| 5        | 0.13    | 0.10  | 0.18   | 0.23     | 0.12    | 0.11     | 0.09     | 0.05    | 0.10    | 0.11      | 0.09      | -0.04 |
| 6        | 0.11    | 0.11  | 0.13   | 0.22     | 0.11    | 0.13     | 0.10     | 0.03    | 0.09    | 0.10      | 0.10      | -0.06 |
| 7        | 0.11    | 0.10  | 0.17   | 0.22     | 0.15    | 0.13     | 0.10     | 0.04    | 0.09    | 0.10      | 0.10      | -0.05 |
| 8        | 0.10    | 0.09  | 0.15   | 0.22     | 0.14    | 0.14     | 0.14     | 0.05    | 0.08    | 0.09      | 0.08      | -0.05 |
| 9        | 0.07    | 0.08  | 0.13   | 0.21     | 0.12    | 0.12     | 0.14     | 0.02    | 0.07    | 0.08      | 0.07      | -0.07 |

1) , 6 ( , , , , , ),  
 2) , ,  
 3) 5 ( , , , , )  
 :

Note: 1) Seoul, 6 large district local government (Busan, Daejeon, Daegu, Gwangju, Ulsan, Incheon), Sejong  
 2) Seoul, Incheon, Gyeonggi  
 3) 5 large district local government (Busan, Daejeon, Daegu, Gwangju, Ulsan) and Regional-do  
 Source: Korea Real Estate Board.

4.

: , 1,000m<sup>2</sup>

|       | Total     |           | Dry paddy-field |         | Paddy-field |         | Parcel    |         |
|-------|-----------|-----------|-----------------|---------|-------------|---------|-----------|---------|
|       | Parcel    | Area      | Parcel          | Area    | Parcel      | Area    |           |         |
| 2021  | 3,296,622 | 2,194,864 | 317,562         | 278,038 | 344,819     | 416,050 | 2,140,023 |         |
| 2022  | 2,209,175 | 1,795,356 | 247,173         | 210,950 | 253,405     | 309,931 | 1,312,664 |         |
| 2023  | 1,825,728 | 1,362,414 | 171,549         | 148,262 | 192,933     | 238,920 | 1,147,941 |         |
| 2023. | 2         | 152,136   | 116,368         | 13,582  | 12,482      | 20,060  | 26,544    | 94,935  |
|       | 3         | 164,327   | 127,613         | 16,247  | 15,344      | 21,024  | 29,767    | 99,559  |
|       | 4         | 154,574   | 113,395         | 15,653  | 14,426      | 18,223  | 26,147    | 94,356  |
|       | 5         | 169,608   | 123,755         | 15,053  | 13,816      | 16,463  | 20,406    | 110,288 |
|       | 6         | 167,510   | 140,190         | 16,432  | 12,842      | 15,181  | 18,444    | 107,987 |
|       | 7         | 154,542   | 103,690         | 14,587  | 12,113      | 13,193  | 15,628    | 99,135  |
|       | 8         | 160,127   | 118,701         | 14,472  | 11,311      | 14,264  | 15,725    | 102,011 |
|       | 9         | 143,360   | 85,972          | 11,785  | 9,744       | 12,798  | 12,847    | 94,120  |
|       | 10        | 140,883   | 112,851         | 11,904  | 10,499      | 12,970  | 14,970    | 93,014  |
|       | 11        | 155,203   | 109,137         | 14,630  | 12,394      | 17,444  | 18,815    | 97,111  |
|       | 12        | 147,534   | 114,218         | 15,248  | 12,886      | 16,994  | 20,865    | 87,534  |
|       | 2024.     | 1         | 153,805         | 109,592 | 13,523      | 12,225  | 18,046    | 23,421  |
| 2     |           | 134,119   | 91,608          | 11,759  | 10,259      | 16,485  | 22,999    | 84,516  |
| 3     |           | 156,974   | 110,093         | 14,219  | 13,088      | 18,811  | 28,451    | 97,545  |
| 4     |           | 171,689   | 127,001         | 14,871  | 14,484      | 19,298  | 29,047    | 112,093 |
| 5     |           | 157,718   | 123,447         | 13,840  | 12,532      | 15,922  | 21,489    | 102,026 |
| 6     |           | 155,249   | 102,030         | 12,739  | 11,967      | 14,145  | 18,933    | 105,202 |
| 7     |           | 179,122   | 101,631         | 14,471  | 12,137      | 14,219  | 17,016    | 123,626 |
| 8     |           | 164,334   | 92,244          | 12,893  | 11,189      | 13,964  | 15,488    | 112,232 |
| 9     |           | 140,536   | 81,045          | 9,794   | 8,719       | 9,963   | 12,733    | 100,496 |
|       |           | 17,280    | 731             | 30      | 7           | 26      | 6         | 16,317  |
|       |           | 5,874     | 519             | 39      | 6           | 41      | 27        | 5,506   |
|       |           | 3,972     | 980             | 86      | 66          | 76      | 52        | 3,617   |
|       | 8,675     | 1,275     | 143             | 69      | 127         | 262     | 7,878     |         |
|       | 2,307     | 378       | 104             | 35      | 95          | 89      | 1,968     |         |
|       | 6,645     | 615       | 36              | 22      | 35          | 24      | 6,305     |         |
|       | 2,001     | 533       | 34              | 13      | 103         | 75      | 1,650     |         |
|       | 867       | 257       | 30              | 29      | 34          | 26      | 534       |         |
|       | 38,971    | 15,231    | 1,871           | 1,373   | 1,829       | 1,739   | 28,451    |         |
|       | 6,518     | 6,682     | 1,377           | 1,565   | 509         | 563     | 3,427     |         |
|       | 5,413     | 7,172     | 766             | 730     | 604         | 740     | 2,949     |         |
|       | 9,780     | 8,001     | 1,163           | 832     | 1,245       | 1,976   | 5,006     |         |
|       | 6,069     | 6,035     | 759             | 641     | 1,048       | 1,735   | 3,286     |         |
|       | 7,334     | 9,998     | 1,235           | 1,319   | 1,531       | 2,299   | 3,237     |         |
|       | 8,515     | 12,193    | 1,096           | 1,199   | 1,388       | 1,822   | 4,548     |         |
|       | 8,561     | 9,293     | 753             | 490     | 1,268       | 1,297   | 4,908     |         |
|       | 1,754     | 1,152     | 272             | 324     | 4           | 3       | 909       |         |

:

## 4. Land Business by Land Category

|               |          |           |         |        |         |         |                   | In parcel, 1,000m <sup>2</sup> |
|---------------|----------|-----------|---------|--------|---------|---------|-------------------|--------------------------------|
| Building site | Forestry |           | Factory |        | Others  |         |                   |                                |
|               | Area     | Parcel    | Area    | Parcel | Area    | Parcel  |                   | Area                           |
| Total         |          |           |         |        |         |         |                   |                                |
| 302,143       | 250,391  | 1,026,880 | 51,352  | 51,227 | 192,475 | 120,526 | 2021              |                                |
| 210,488       | 200,770  | 917,038   | 34,975  | 42,193 | 160,188 | 104,755 | 2022              |                                |
| 147,666       | 158,436  | 724,810   | 33,331  | 31,093 | 121,538 | 71,663  | 2023              |                                |
| 12,634        | 13,321   | 56,766    | 2,165   | 2,423  | 8,073   | 5,519   | 2. 2023           |                                |
| 13,149        | 13,804   | 59,137    | 2,870   | 3,198  | 10,823  | 7,017   | 3                 |                                |
| 12,199        | 13,694   | 53,659    | 2,397   | 2,287  | 10,251  | 4,677   | 4                 |                                |
| 13,042        | 13,780   | 67,020    | 3,208   | 3,168  | 10,816  | 6,303   | 5                 |                                |
| 13,577        | 14,648   | 86,944    | 3,277   | 3,100  | 9,985   | 5,283   | 6                 |                                |
| 12,378        | 14,242   | 54,258    | 2,938   | 2,830  | 10,447  | 6,483   | 7                 |                                |
| 12,409        | 13,575   | 70,112    | 3,861   | 2,612  | 11,944  | 6,532   | 8                 |                                |
| 10,675        | 12,015   | 45,672    | 2,657   | 2,074  | 9,985   | 4,960   | 9                 |                                |
| 10,567        | 11,610   | 69,162    | 2,385   | 2,125  | 9,000   | 5,529   | 10                |                                |
| 11,952        | 12,452   | 55,474    | 2,823   | 2,773  | 10,743  | 7,730   | 11                |                                |
| 13,153        | 13,255   | 58,358    | 3,037   | 2,368  | 11,466  | 6,588   | 12                |                                |
| 12,468        | 12,939   | 51,210    | 2,828   | 4,792  | 10,913  | 5,477   | 1. 2024           |                                |
| 8,095         | 10,297   | 43,068    | 2,164   | 2,258  | 8,898   | 4,930   | 2                 |                                |
| 10,361        | 13,140   | 49,246    | 3,109   | 2,714  | 10,150  | 6,232   | 3                 |                                |
| 10,188        | 12,007   | 61,014    | 2,527   | 5,289  | 10,893  | 6,979   | 4                 |                                |
| 9,185         | 12,455   | 70,191    | 2,579   | 2,999  | 10,896  | 7,051   | 5                 |                                |
| 8,992         | 11,071   | 51,933    | 2,353   | 3,003  | 9,739   | 7,201   | 6                 |                                |
| 10,575        | 12,492   | 50,463    | 2,614   | 3,534  | 11,700  | 7,907   | 7                 |                                |
| 9,335         | 10,891   | 45,959    | 2,369   | 3,201  | 11,985  | 7,074   | 8                 |                                |
| 8,177         | 9,067    | 39,739    | 2,031   | 2,414  | 9,185   | 9,262   | 9                 |                                |
| By province   |          |           |         |        |         |         |                   |                                |
| 668           | 131      | 26        | 373     | 7      | 403     | 17      | Seoul             |                                |
| 264           | 97       | 149       | 85      | 58     | 106     | 14      | Busan             |                                |
| 186           | 66       | 595       | 33      | 61     | 94      | 21      | Daegu             |                                |
| 506           | 214      | 331       | 95      | 36     | 218     | 71      | Incheon           |                                |
| 126           | 73       | 98        | 11      | 17     | 56      | 13      | Gwangju           |                                |
| 366           | 103      | 164       | 121     | 29     | 45      | 10      | Daejeon           |                                |
| 91            | 156      | 268       | 10      | 76     | 48      | 9       | Ulsan             |                                |
| 62            | 225      | 125       | 3       | 3      | 41      | 11      | Sejong            |                                |
| 2,131         | 2,534    | 5,876     | 910     | 564    | 3,376   | 3,549   | Gyeonggi-do       |                                |
| 424           | 689      | 3,909     | 16      | 17     | 500     | 205     | Gangwon State     |                                |
| 381           | 491      | 4,428     | 61      | 521    | 542     | 372     | Chungcheongbuk-do |                                |
| 674           | 1,223    | 3,502     | 51      | 187    | 1,092   | 830     | Chungcheongnam-do |                                |
| 426           | 475      | 2,831     | 40      | 121    | 461     | 283     | Jeonbuk State     |                                |
| 493           | 766      | 5,101     | 49      | 147    | 516     | 639     | Jeollanam-do      |                                |
| 625           | 715      | 6,670     | 74      | 310    | 694     | 1,568   | Gyeongsangbuk-do  |                                |
| 598           | 890      | 5,325     | 99      | 259    | 643     | 1,324   | Gyeongsangnam-do  |                                |
| 159           | 219      | 341       | 0       | 0      | 350     | 326     | Jeju-do           |                                |

Source: Korea Real Estate Board.



## V. 문화·여가/정보통신/과학·기술

Culture and Leisure / Information and Communication / Science and Technology

1. 관광수지 ..... 95
2. 주요국 입국현황 ..... 96
3. 인터넷 기반 ..... 98
4. 지식재산권 출원·등록건수 ..... 99





## 주요 용어 해설 (Explanation of Terms)

### V-1. 관광수지(Tourism balance)

- 한국은행이 발표하는 국제수지의 여행수지 중 유학연수를 제외한 일반 여행수지
  - 관광수입: 일반여행수입
  - 관광지출: 일반여행지출

### V-3. 도메인(Domain)

- 조직이나 컴퓨터를 나타내는 이름. 인터넷에서는 컴퓨터끼리 IP어드레스를 사용하여 상대를 식별한 뒤 통신하지만, 인간에게 IP어드레스는 그저 단순한 수치 나열에 지나지 않으므로 조직이나 컴퓨터를 나타내는 이름을 문자(이를테면 www.kostat.go.kr의 kostat처럼)로 표시하여 전자메일이나 웹 페이지에서 사용함

### V-3. IP 주소(IP address)

- 인터넷 등 TCP/IP에 의한 컴퓨터 통신에서 통신상대를 식별하기 위해 사용되는 32비트 수치. 통상 8비트씩 피리어드로 구분하지만, 인터넷에 접속해 있는 각 컴퓨터에는 세계에서 유일한 IP어드레스가 할당되어 통신이 가능해짐

### V-4. 지식재산권(Intellectual property)

- "지식재산"이란 특허, 실용신안, 디자인, 상표권, 저작권 및 신지식재산권 등을 통칭. 다만 특허청은 저작권, 신지식재산권을 제외한 산업재산권 법령에 의거한 4권리(특허, 실용신안, 디자인, 상표)에 한정



# 1.) Tourism Balance

: 100 , %,

In million U. S. dollars, %, U. S. dollars

|         | Tourism receipts | ( )                                     | 1                              | Tourism expenditures | ( )                                     | 1                              | Balance   |
|---------|------------------|---|--------------------------------|----------------------|---|--------------------------------|-----------|
|         |                  | Change over the same month of last year | Average expenditure per capita |                      | Change over the same month of last year | Average expenditure per capita |           |
| 2018    | 18,461.8         | 39.2                                    | 1,203                          | 31,527.9             | 12.8                                    | 1,099                          | -13,066.1 |
| 2019    | 20,744.9         | 12.4                                    | 1,185                          | 29,260.5             | -7.2                                    | 1,019                          | -8,515.6  |
| 2020    | 10,181.1         | -50.9                                   | 4,042                          | 13,356.4             | -54.4                                   | 3,124                          | -3,175.3  |
| 2021    | 10,622.5         | 4.3                                     | 10,985                         | 14,951.1             | 11.9                                    | 12,230                         | -4,328.6  |
| 2022    | 12,240.6         | 15.2                                    | 3,828                          | 17,955.7             | 20.1                                    | 2,740                          | -5,715.1  |
| 2023    | 15,111.5         | 23.5                                    | 1,370                          | 24,970.8             | 39.1                                    | 1,099                          | -9,859.3  |
| 2022. 9 | 1,200.4          | 24.2                                    | 3,555                          | 1,526.3              | 22.4                                    | 2,462                          | -325.9    |
| 10      | 1,361.5          | 48.2                                    | 2,860                          | 1,717.2              | 34.8                                    | 2,220                          | -355.7    |
| 11      | 1,169.0          | 12.5                                    | 2,542                          | 1,770.4              | 23.3                                    | 1,700                          | -601.4    |
| 12      | 1,128.1          | 30.7                                    | 2,092                          | 1,989.5              | 56.0                                    | 1,428                          | -861.4    |
| 2023. 1 | 861.2            | 16.2                                    | 1,982                          | 2,011.9              | 97.2                                    | 1,129                          | -1,150.7  |
| 2       | 976.1            | 26.9                                    | 2,037                          | 1,844.4              | 72.9                                    | 1,069                          | -868.3    |
| 3       | 1,245.9          | 29.5                                    | 1,556                          | 1,826.9              | 41.9                                    | 1,241                          | -581.0    |
| 4       | 1,422.1          | 59.4                                    | 1,600                          | 1,708.3              | 32.3                                    | 1,141                          | -286.2    |
| 5       | 1,437.8          | 46.0                                    | 1,658                          | 2,034.5              | 41.2                                    | 1,209                          | -596.7    |
| 6       | 1,183.1          | 18.8                                    | 1,232                          | 2,281.3              | 46.7                                    | 1,287                          | -1,098.2  |
| 7       | 1,125.0          | 29.7                                    | 1,090                          | 2,303.6              | 51.3                                    | 1,070                          | -1,178.6  |
| 8       | 1,361.7          | 16.5                                    | 1,250                          | 2,133.7              | 20.7                                    | 1,019                          | -772.0    |
| 9       | 1,309.2          | 9.1                                     | 1,192                          | 2,058.8              | 34.9                                    | 1,021                          | -749.6    |
| 10      | 1,663.4          | 22.2                                    | 1,353                          | 2,097.2              | 22.1                                    | 1,027                          | -433.8    |
| 11      | 1,302.2          | 11.4                                    | 1,168                          | 2,379.6              | 34.4                                    | 1,154                          | -1,077.4  |
| 12      | 1,223.8          | 8.5                                     | 1,181                          | 2,290.6              | 15.1                                    | 948                            | -1,066.8  |
| 2024. 1 | 1,226.2          | 42.4                                    | 1,392                          | 2,395.2              | 19.1                                    | 864                            | -1,169.0  |
| 2       | 999.4            | 2.4                                     | 970                            | 2,205.7              | 19.6                                    | 878                            | -1,206.3  |
| 3       | 1,234.9          | -0.9                                    | 828                            | 2,141.1              | 17.2                                    | 1,000                          | -906.2    |
| 4       | 1,462.5          | 2.8                                     | 1,000                          | 2,122.4              | 24.2                                    | 1,005                          | -659.9    |
| 5       | 1,469.0          | 2.2                                     | 1,036                          | 2,152.8              | 5.8                                     | 949                            | -683.8    |
| 6       | 1,323.6          | 11.9                                    | 934                            | 2,073.7              | -9.1                                    | 935                            | -750.1    |
| 7       | 1,344.6          | 19.5                                    | 955                            | 2,361.9              | 2.5                                     | 944                            | -1,017.3  |
| 8       | 1,404.1          | 3.1                                     | 898                            | 2,467.9              | 15.7                                    | 1,046                          | -1,063.8  |

: 1) 2023  
:Note: 1) Since 2023, figures are preliminary.  
Source: Korea Tourism Organization.

2.

1)2)

|       |    | 가          |                    |                |           |           |             |             |          |           |          |           |         | 3)          |
|-------|----|------------|--------------------|----------------|-----------|-----------|-------------|-------------|----------|-----------|----------|-----------|---------|-------------|
|       |    | Total      | Asia               | Japan          | China     | Hong Kong | Taiwan      | Philippines | Thailand | Singapore | Malaysia | Indonesia | India   | Middle East |
| 2021  |    | 967,003    | 546,838            | 15,265         | 170,215   | 1,258     | 4,130       | 116,233     | 8,319    | 7,525     | 4,488    | 46,563    | 31,338  | 2,891       |
| 2022  |    | 3,198,017  | 1,984,107          | 296,867        | 227,358   | 61,195    | 72,925      | 199,845     | 179,259  | 165,272   | 70,449   | 106,750   | 64,829  | 15,876      |
| 2023  |    | 11,031,665 | 8,401,391          | 2,316,429      | 2,019,424 | 403,984   | 960,607     | 342,819     | 379,442  | 347,814   | 259,872  | 250,249   | 122,771 | 31,029      |
| 2023. | 8  | 6,552,117  | 4,861,550          | 1,337,044      | 1,030,857 | 251,356   | 604,577     | 197,881     | 245,663  | 185,322   | 141,013  | 149,712   | 71,715  | 20,018      |
|       | 9  | 7,650,151  | 5,714,170          | 1,587,146      | 1,294,797 | 281,780   | 696,988     | 225,056     | 269,347  | 212,251   | 162,880  | 166,555   | 82,717  | 22,540      |
|       | 10 | 8,880,050  | 6,661,763          | 1,842,238      | 1,544,280 | 323,155   | 793,833     | 268,354     | 315,829  | 246,961   | 196,201  | 196,898   | 102,087 | 25,605      |
|       | 11 | 9,995,040  | 7,550,419          | 2,120,560      | 1,765,749 | 361,207   | 879,974     | 307,573     | 345,993  | 291,417   | 226,766  | 222,541   | 113,564 | 28,724      |
|       | 12 | 11,031,665 | 8,401,391          | 2,316,429      | 2,019,424 | 403,984   | 960,607     | 342,819     | 379,442  | 347,814   | 259,872  | 250,249   | 122,771 | 31,029      |
| 2024. | 1  | 880,881    | 720,427            | 143,152        | 280,035   | 25,755    | 93,589      | 26,908      | 20,516   | 14,036    | 16,913   | 19,274    | 9,842   | 2,160       |
|       | 2  | 1,911,125  | 1,593,671          | 327,151        | 623,754   | 61,213    | 190,293     | 52,775      | 42,863   | 29,318    | 46,429   | 38,740    | 19,289  | 4,354       |
|       | 3  | 3,402,873  | 2,787,215          | 665,893        | 1,015,101 | 110,448   | 305,871     | 107,656     | 76,381   | 68,167    | 71,723   | 64,845    | 35,732  | 5,388       |
|       | 4  | 4,865,670  | 3,915,806          | 895,145        | 1,426,432 | 153,102   | 423,477     | 158,301     | 119,455  | 100,648   | 103,716  | 103,769   | 53,430  | 9,787       |
|       | 5  | 6,284,133  | 5,036,306          | 1,173,568      | 1,821,654 | 198,892   | 540,433     | 202,987     | 148,178  | 137,954   | 131,096  | 135,508   | 71,646  | 13,423      |
|       | 6  | 7,701,407  | 6,156,045          | 1,431,999      | 2,218,979 | 253,341   | 684,688     | 247,878     | 168,328  | 172,088   | 147,234  | 164,645   | 89,339  | 19,029      |
|       | 7  | 9,109,906  | 7,283,318          | 1,674,952      | 2,678,048 | 311,646   | 827,409     | 282,510     | 186,384  | 186,156   | 159,509  | 187,463   | 103,675 | 24,413      |
|       | 8  | 10,673,127 | 8,563,562          | 1,998,417      | 3,183,607 | 373,510   | 976,144     | 317,735     | 203,159  | 203,451   | 172,422  | 211,766   | 119,409 | 27,843      |
|       | 9  | 12,137,427 | 9,732,019          | 2,309,069      | 3,606,416 | 413,543   | 1,102,274   | 358,013     | 222,027  | 229,457   | 201,769  | 239,004   | 136,480 | 30,833      |
|       |    | Europe     | Russian Federation | United Kingdom | Germany   | France    | Netherlands | Italy       | Poland   | Greece    | Sweden   | Spain     |         |             |
| 2021  |    | 147,330    | 32,897             | 8,974          | 20,038    | 15,700    | 13,434      | 4,091       | 4,114    | 3,317     | 1,525    | 2,719     |         |             |
| 2022  |    | 406,087    | 60,019             | 44,806         | 65,107    | 62,619    | 25,651      | 18,138      | 11,732   | 5,586     | 7,455    | 14,367    |         |             |
| 2023  |    | 918,059    | 158,775            | 121,376        | 132,720   | 133,406   | 49,225      | 47,631      | 29,192   | 7,839     | 18,974   | 34,508    |         |             |
| 2023. | 8  | 604,272    | 104,841            | 80,624         | 87,250    | 87,925    | 33,568      | 31,349      | 17,994   | 5,098     | 12,874   | 22,171    |         |             |
|       | 9  | 690,581    | 118,656            | 91,101         | 101,741   | 99,978    | 38,154      | 35,669      | 21,434   | 5,622     | 14,467   | 25,671    |         |             |
|       | 10 | 789,030    | 134,213            | 104,453        | 115,888   | 114,620   | 42,982      | 40,581      | 24,625   | 6,596     | 16,508   | 29,392    |         |             |
|       | 11 | 864,261    | 147,050            | 114,443        | 125,660   | 125,871   | 46,653      | 44,831      | 27,518   | 7,371     | 17,929   | 32,671    |         |             |
|       | 12 | 918,059    | 158,775            | 121,376        | 132,720   | 133,406   | 49,225      | 47,631      | 29,192   | 7,839     | 18,974   | 34,508    |         |             |
| 2024. | 1  | 53,031     | 11,508             | 6,750          | 6,484     | 6,380     | 2,456       | 2,573       | 1,725    | 584       | 1,068    | 1,690     |         |             |
|       | 2  | 107,817    | 22,068             | 13,655         | 13,694    | 14,709    | 5,053       | 4,885       | 3,706    | 1,174     | 1,973    | 3,456     |         |             |
|       | 3  | 216,127    | 38,775             | 29,648         | 32,265    | 26,891    | 9,003       | 10,674      | 7,077    | 2,270     | 3,860    | 8,207     |         |             |
|       | 4  | 348,891    | 58,069             | 48,716         | 53,561    | 48,884    | 15,569      | 17,255      | 12,289   | 3,524     | 6,068    | 11,932    |         |             |
|       | 5  | 455,586    | 75,379             | 62,278         | 68,750    | 66,214    | 21,178      | 22,818      | 16,880   | 4,595     | 7,784    | 15,473    |         |             |
|       | 6  | 540,146    | 91,132             | 73,695         | 78,816    | 77,203    | 24,842      | 27,798      | 20,283   | 5,363     | 10,096   | 18,832    |         |             |
|       | 7  | 637,956    | 112,031            | 84,864         | 89,433    | 91,197    | 30,442      | 32,424      | 23,788   | 6,232     | 11,940   | 23,054    |         |             |
|       | 8  | 752,607    | 130,723            | 98,322         | 103,910   | 109,647   | 36,326      | 41,730      | 28,148   | 7,288     | 13,384   | 30,164    |         |             |
|       | 9  | 862,284    | 148,965            | 111,705        | 120,705   | 123,784   | 41,517      | 47,433      | 33,278   | 8,219     | 15,339   | 35,076    |         |             |

: 1)

2)

3) GCC 6 ( , , , , )

4)

:

2. Arrivals of Foreigners by Nationality <sup>1)2)</sup>

|            |               |          |         |           |             |        |       |        |  | In person  |         |
|------------|---------------|----------|---------|-----------|-------------|--------|-------|--------|--|------------|---------|
|            |               |          |         |           |             |        |       |        |  | 4)         |         |
| America    | United States | Canada   | Oceania | Australia | New Zealand | Africa | Egypt | Others |  |            |         |
| 241,825    | 204,025       | 29,795   | 5,574   | 3,503     | 1,660       | 12,087 | 1,907 | 13,349 |  | 2021       |         |
| 667,772    | 543,648       | 93,064   | 82,083  | 65,502    | 15,722      | 29,732 | 3,773 | 28,236 |  | 2022       |         |
| 1,373,227  | 1,086,415     | 201,849  | 240,864 | 198,604   | 39,956      | 57,253 | 5,643 | 40,871 |  | 2023       |         |
| 882,212    | 701,938       | 126,387  | 140,695 | 115,517   | 23,751      | 36,950 | 3,527 | 26,438 |  | 8. 2023    |         |
| 1,006,096  | 798,863       | 145,243  | 166,710 | 137,154   | 27,895      | 42,477 | 4,077 | 30,117 |  | 9          |         |
| 1,154,924  | 914,626       | 167,907  | 191,193 | 157,179   | 32,046      | 48,905 | 4,716 | 34,235 |  | 10         |         |
| 1,275,238  | 1,008,124     | 187,295  | 213,570 | 175,788   | 35,637      | 53,675 | 5,206 | 37,877 |  | 11         |         |
| 1,373,227  | 1,086,415     | 201,849  | 240,864 | 198,604   | 39,956      | 57,253 | 5,643 | 40,871 |  | 12         |         |
| 80,547     | 61,754        | 13,400   | 20,524  | 17,251    | 3,150       | 3,788  | 406   | 2,564  |  | 1. 2024    |         |
| 162,459    | 124,361       | 27,079   | 33,771  | 28,223    | 5,276       | 8,400  | 919   | 5,007  |  | 2          |         |
| 316,622    | 244,316       | 50,141   | 60,809  | 51,094    | 9,242       | 13,697 | 1,295 | 8,403  |  | 3          |         |
| 476,531    | 367,044       | 74,993   | 91,535  | 77,616    | 13,178      | 21,023 | 1,802 | 11,884 |  | 4          |         |
| 634,408    | 489,738       | 99,816   | 115,541 | 98,057    | 16,465      | 27,062 | 2,331 | 15,230 |  | 5          |         |
| 815,670    | 641,459       | 120,194  | 138,299 | 117,405   | 19,629      | 33,208 | 2,897 | 18,039 |  | 6          |         |
| 971,570    | 762,333       | 144,093  | 157,600 | 133,603   | 22,310      | 38,859 | 3,373 | 20,603 |  | 7          |         |
| 1,111,661  | 864,390       | 166,835  | 175,398 | 148,358   | 25,121      | 46,634 | 3,982 | 23,265 |  | 8          |         |
| 1,261,003  | 974,085       | 189,706  | 201,716 | 170,724   | 28,751      | 54,101 | 4,761 | 26,304 |  | 9          |         |
|            |               |          |         |           |             |        |       |        |  | By purpose |         |
| Total      | Tourist       | Business | Crew    | Students  | Others      |        |       |        |  |            |         |
| 967,003    | 211,846       | 39,975   | 434,415 | 80,084    | 200,683     |        |       |        |  |            | 2021    |
| 3,198,017  | 1,998,937     | 107,862  | 504,798 | 152,195   | 434,225     |        |       |        |  |            | 2022    |
| 11,031,665 | 8,880,899     | 186,435  | 755,532 | 313,980   | 894,819     |        |       |        |  |            | 2023    |
| 6,552,117  | 5,170,352     | 118,842  | 457,033 | 224,660   | 581,230     |        |       |        |  |            | 8. 2023 |
| 7,650,151  | 6,072,243     | 134,980  | 522,744 | 258,894   | 661,290     |        |       |        |  |            | 9       |
| 8,880,050  | 7,082,092     | 154,555  | 611,174 | 275,850   | 756,379     |        |       |        |  |            | 10      |
| 9,995,040  | 8,015,125     | 172,521  | 690,127 | 292,618   | 824,649     |        |       |        |  |            | 11      |
| 11,031,665 | 8,880,899     | 186,435  | 755,532 | 313,980   | 894,819     |        |       |        |  |            | 12      |
| 880,881    | 696,840       | 14,711   | 71,265  | 18,077    | 79,988      |        |       |        |  |            | 1. 2024 |
| 1,911,125  | 1,470,781     | 27,786   | 138,239 | 88,850    | 185,469     |        |       |        |  |            | 2       |
| 3,402,873  | 2,694,680     | 45,475   | 236,920 | 140,890   | 284,908     |        |       |        |  |            | 3       |
| 4,865,670  | 3,928,048     | 62,606   | 341,959 | 154,974   | 378,083     |        |       |        |  |            | 4       |
| 6,284,133  | 5,103,871     | 82,025   | 448,168 | 180,313   | 469,756     |        |       |        |  |            | 5       |
| 7,701,407  | 6,294,927     | 101,404  | 551,214 | 204,090   | 549,772     |        |       |        |  |            | 6       |
| 9,109,906  | 7,478,072     | 119,250  | 648,787 | 227,270   | 636,527     |        |       |        |  |            | 7       |
| 10,673,127 | 8,723,191     | 137,516  | 751,586 | 312,077   | 748,757     |        |       |        |  |            | 8       |
| 12,137,427 | 9,910,023     | 156,723  | 854,795 | 361,912   | 853,974     |        |       |        |  |            | 9       |

Note: 1) Monthly figures are the total amount from Jan. to the corresponding month.

2) The figures for the latest month are preliminary.

3) Data contains only 6 GCC countries (U.A.E., Saudi Arabia, Kuwait, Oman, Qatar and Bahrain).

4) Others include the number of Korean national abroad.

Source: Korea Tourism Organization.

### 3. Infrastructure of the Internet

In each

|         | .kr                  |          |         |       |       |        |       |       |
|---------|----------------------|----------|---------|-------|-------|--------|-------|-------|
|         | Number of .kr domain | Change   | co.kr   | re.kr | ne.kr | or.kr  | pe.kr | go.kr |
| 2019    | 1,108,428            | -241,040 | 699,292 | 5,129 | 3,886 | 41,170 | 7,124 | 1,785 |
| 2020    | 1,079,951            | -28,477  | 664,765 | 2,880 | 1,584 | 42,214 | 7,484 | 1,738 |
| 2021    | 1,096,297            | 16,346   | 671,140 | 2,628 | 1,532 | 42,686 | 7,179 | 1,696 |
| 2022    | 1,084,911            | -11,386  | 659,463 | 2,629 | 1,498 | 42,504 | 7,004 | 1,671 |
| 2023    | 1,086,501            | 1,590    | 662,132 | 2,749 | 1,450 | 42,410 | 6,774 | 1,638 |
| 2023. 9 | 1,090,954            | 690      | 665,525 | 2,698 | 1,478 | 42,486 | 6,833 | 1,647 |
| 10      | 1,089,823            | -1,131   | 664,849 | 2,709 | 1,470 | 42,402 | 6,832 | 1,643 |
| 11      | 1,088,510            | -1,313   | 663,761 | 2,747 | 1,460 | 42,446 | 6,822 | 1,641 |
| 12      | 1,086,501            | -2,009   | 662,132 | 2,749 | 1,450 | 42,410 | 6,774 | 1,638 |
| 2024. 1 | 1,087,111            | 610      | 662,414 | 2,769 | 1,449 | 42,465 | 6,802 | 1,637 |
| 2       | 1,086,906            | -205     | 662,019 | 2,777 | 1,441 | 42,498 | 6,746 | 1,635 |
| 3       | 1,083,588            | -3,318   | 660,422 | 2,776 | 1,433 | 42,490 | 6,737 | 1,628 |
| 4       | 1,081,332            | -2,256   | 658,940 | 2,767 | 1,409 | 42,447 | 6,721 | 1,626 |
| 5       | 1,080,682            | -650     | 658,031 | 2,758 | 1,395 | 42,473 | 6,705 | 1,622 |
| 6       | 1,076,421            | -4,261   | 654,044 | 2,757 | 1,395 | 42,373 | 6,638 | 1,621 |
| 7       | 1,069,937            | -6,484   | 648,287 | 2,769 | 1,400 | 42,115 | 6,503 | 1,621 |
| 8       | 1,065,849            | -4,088   | 644,670 | 2,779 | 1,393 | 42,003 | 6,426 | 1,618 |
| 9       | 1,062,756            | -3,093   | 642,124 | 2,767 | 1,378 | 41,854 | 6,377 | 1,620 |

|         | .kr                  |        |           |         |        | .Hanguk domain | AS         | IP (IPv4)   | ISP ( ) |
|---------|----------------------|--------|-----------|---------|--------|----------------|------------|-------------|---------|
|         | Number of .kr domain |        |           |         |        |                |            |             |         |
|         | .kr                  | mil.kr | .kr       | .kr     | .kr    |                |            |             |         |
|         |                      | Region | Education | Hangeul |        | AS number      | IP address |             |         |
| 2019    | 288,605              | 51     | 979       | 8,885   | 51,522 | 23,543         | 1,032      | 112,476,160 | 96      |
| 2020    | 297,293              | 51     | 1,038     | 8,319   | 50,984 | 21,417         | 1,036      | 112,473,088 | 95      |
| 2021    | 309,209              | 54     | 1,143     | 7,815   | 49,767 | 18,743         | 1,043      | 112,486,912 | 94      |
| 2022    | 311,880              | 56     | 1,289     | 7,328   | 47,835 | 17,815         | 1,051      | 112,498,944 | 94      |
| 2023    | 314,179              | 54     | 1,041     | 6,684   | 45,969 | 15,672         | 1,163      | 112,502,528 | 95      |
| 2023. 9 | 313,668              | 54     | 1,133     | 7,043   | 46,975 | 15,498         | 1,061      | 112,500,480 | 95      |
| 10      | 313,912              | 54     | 1,131     | 6,739   | 46,668 | 15,960         | 1,064      | 112,502,016 | 95      |
| 11      | 314,294              | 53     | 1,111     | 6,704   | 46,043 | 15,764         | 1,064      | 112,502,784 | 95      |
| 12      | 314,179              | 54     | 1,041     | 6,684   | 45,969 | 15,672         | 1,163      | 112,502,528 | 95      |
| 2024. 1 | 314,698              | 54     | 1,065     | 6,650   | 45,694 | 15,277         | 1,163      | 112,502,784 | 95      |
| 2       | 314,833              | 53     | 1,087     | 6,546   | 45,858 | 15,210         | 1,163      | 112,500,224 | 94      |
| 3       | 313,418              | 52     | 1,048     | 6,431   | 45,586 | 15,033         | 1,166      | 112,500,224 | 94      |
| 4       | 312,696              | 52     | 1,062     | 6,492   | 45,642 | 14,919         | 1,167      | 112,500,736 | 94      |
| 5       | 312,889              | 51     | 1,075     | 6,452   | 45,749 | 14,706         | 1,168      | 112,500,992 | 94      |
| 6       | 313,004              | 51     | 1,095     | 6,413   | 45,542 | 14,590         | 1,169      | 112,501,248 | 94      |
| 7       | 312,577              | 51     | 1,086     | 6,390   | 45,679 | 14,272         | 1,171      | 112,501,248 | 94      |
| 8       | 312,243              | 51     | 1,075     | 6,360   | 45,759 | 14,307         | 1,169      | 112,501,760 | 96      |
| 9       | 311,964              | 51     | 1,065     | 6,349   | 45,706 | 13,228         | 1,171      | 112,502,784 | 96      |

Source: Korea Internet & Security Agency.

## 4. Applications and Registrations by Intellectual Property

|       |              |               |                |               |              |               |              |               | In case |
|-------|--------------|---------------|----------------|---------------|--------------|---------------|--------------|---------------|---------|
|       | Patents      |               | Utility models |               | Designs      |               | Trademarks   |               |         |
|       | Applications | Registrations | Applications   | Registrations | 1)           |               | 2)           |               |         |
|       |              |               |                |               | Applications | Registrations | Applications | Registrations |         |
| 2018  | 209,992      | 119,012       | 6,232          | 2,715         | 63,680       | 49,905        | 200,341      | 115,025       |         |
| 2019  | 218,975      | 125,661       | 5,447          | 2,417         | 65,039       | 52,850        | 221,507      | 125,594       |         |
| 2020  | 226,759      | 134,766       | 4,981          | 2,056         | 67,583       | 50,694        | 257,933      | 116,153       |         |
| 2021  | 237,998      | 145,882       | 4,009          | 1,817         | 64,787       | 57,545        | 285,821      | 136,629       |         |
| 2022  | 237,633      | 135,180       | 3,084          | 1,452         | 56,641       | 54,775        | 259,078      | 135,333       |         |
| 2023  | 243,310      | 134,734       | 2,746          | 1,249         | 55,335       | 49,291        | 255,209      | 173,989       |         |
| 2022. |              |               |                |               |              |               |              |               |         |
| 10    | 21,236       | 11,133        | 215            | 117           | 4,361        | 4,461         | 19,291       | 11,988        |         |
| 11    | 26,016       | 11,122        | 265            | 120           | 5,782        | 4,708         | 23,435       | 12,718        |         |
| 12    | 30,393       | 10,319        | 254            | 96            | 5,347        | 4,573         | 21,216       | 13,271        |         |
| 2023. |              |               |                |               |              |               |              |               |         |
| 1     | 17,060       | 10,967        | 206            | 120           | 3,717        | 4,334         | 18,470       | 13,374        |         |
| 2     | 17,675       | 10,437        | 222            | 122           | 4,088        | 4,052         | 20,754       | 14,150        |         |
| 3     | 19,703       | 11,947        | 233            | 112           | 4,947        | 4,739         | 22,876       | 16,509        |         |
| 4     | 17,121       | 10,278        | 225            | 121           | 4,268        | 3,869         | 20,736       | 14,078        |         |
| 5     | 17,435       | 11,146        | 230            | 103           | 4,502        | 4,608         | 20,508       | 14,559        |         |
| 6     | 18,699       | 11,455        | 238            | 96            | 4,517        | 4,383         | 21,779       | 15,536        |         |
| 7     | 18,562       | 11,390        | 266            | 104           | 4,576        | 3,881         | 22,386       | 14,536        |         |
| 8     | 19,317       | 11,395        | 237            | 102           | 4,500        | 3,892         | 22,032       | 14,825        |         |
| 9     | 19,284       | 10,741        | 160            | 79            | 4,707        | 3,769         | 20,553       | 14,194        |         |
| 10    | 21,288       | 12,207        | 225            | 105           | 4,142        | 3,822         | 20,339       | 15,154        |         |
| 11    | 27,041       | 11,814        | 233            | 102           | 5,812        | 4,175         | 23,446       | 14,322        |         |
| 12    | 30,125       | 10,957        | 271            | 83            | 5,559        | 3,767         | 21,330       | 12,752        |         |
| 2024. |              |               |                |               |              |               |              |               |         |
| 1     | 19,257       | 12,303        | 226            | 109           | 4,622        | 4,230         | 21,612       | 14,713        |         |
| 2     | 18,239       | 10,430        | 169            | 90            | 4,037        | 3,916         | 19,374       | 12,963        |         |
| 3     | 17,143       | 10,132        | 194            | 99            | 4,421        | 3,726         | 21,703       | 13,779        |         |
| 4     | 18,169       | 9,220         | 202            | 64            | 4,354        | 3,450         | 22,112       | 13,049        |         |
| 5     | 17,620       | 8,823         | 189            | 72            | 4,631        | 3,668         | 20,697       | 13,315        |         |
| 6     | 17,192       | 8,428         | 193            | 72            | 4,410        | 3,632         | 20,776       | 11,985        |         |
| 7     | 20,380       | 10,684        | 275            | 94            | 5,186        | 4,327         | 24,737       | 13,089        |         |
| 8     | 19,399       | 10,658        | 214            | 93            | 4,637        | 3,789         | 21,466       | 13,027        |         |
| 9     | 18,615       | 10,992        | 165            | 82            | 3,985        | 3,461         | 19,366       | 12,836        |         |

: 1) ( )

2) ( )

:

Note: 1) The applications of designs include international application of designs(designated authorities).

2) The applications of trademarks include Madrid application(designated authorities).

Source: Korean Intellectual Property Office.





## VI. 경제일반·경기/기업경영

Economy and Market / Business Activities

|                           |     |
|---------------------------|-----|
| 1. 경기종합지수 .....           | 105 |
| 2. 기업경기실사지수 .....         | 106 |
| 3. 소비자동향지수 .....          | 107 |
| 4. 기업경영분석 .....           | 108 |
| 5. 소상공인 업종별 실적 및 전망 ..... | 110 |
| 6. 업종별 창업기업수 .....        | 111 |

## 주요 용어 해설 (Explanation of Terms)

### VI-1. 경기종합지수(Composite index of business indicators: CI)

- 경기변동의 국면·전환점과 속도·진폭을 측정할 수 있도록 고안된 경기지표의 일종으로, 국민경제의 각 부문을 대표하고 경기를 잘 반영하는 경제지표들을 선정한 후 이를 가공·종합하여 작성
- 선행종합지수: 건설수주, 재고순환, 경제심리지수 등의 지표처럼 실제 경기순환에 앞서 변동하는 개별지표를 가공·종합하여 만든 지수로 향후 경기변동의 단기 예측에 이용
- 동행종합지수: 공급측면의 광공업생산지수, 서비스업생산지수 등과 수요측면의 내수출하지수 등과 같이 실제 경기순환과 함께 변동하는 개별지표를 가공·종합하여 만든 지수로 현재 경기상황의 판단에 이용
- 후행종합지수: 재고, 취업자수 등 실제 경기순환에 후행하여 변동하는 개별지표를 가공·종합하여 만든 지표로 현재 경기의 사후 확인에 이용

### VI-2. 기업경기실사지수(Business survey index: BSI)

- 기업가의 현재 기업경영상황에 대한 판단과 향후 전망을 조사하여 경기 동향을 파악하고 경기를 전망하기 위해 작성되고 있으며, 각 업체의 응답을 아래와 같은 공식에 따라 지수화

$$\cdot \text{업종별 BSI} = \frac{(\text{긍정적인 응답업체수} - \text{부정적인 응답업체수}) \times 100}{\text{전체 응답업체수}} + 100$$

- BSI가 기준치인 100인 경우 긍정적인 응답업체수와 부정적인 응답업체수가 같음을 의미하며, 100 이상인 경우에는 긍정응답 업체수가 부정응답 업체수보다 많음을, 100 이하인 경우에는 그 반대임을 나타냄

### VI-2. 기업심리지수(Composite business sentiment index: CBSI)

- 기업경기실사지수(BSI) 중 주요지수(제조업 5개, 비제조업 4개)를 이용하여 산출한 심리지표로서 장기평균치(2003년 1월 ~ 2023년 12월)를 기준값 100으로 하여 100보다 크면 장기평균보다 낙관적임을, 100보다 작으면 비관적임을 의미

### VI-2. 설비투자(Facility investments)

- 사업체가 생산에 필요한 유형자산을 구입하는 것

### VI-2. 채산성(Profitability)

- 경영에서 수지, 손익을 따져 이익이 나는 정도

#### VI-3. 소비자동향지수(Consumer survey index: CSI)

- 소비자들이 느끼는 경기, 소비지출계획, 생활형편 등 경제에 대한 전반적인 인식을 조사하여 지수화함으로써 소비 및 경기를 파악하는 지표. 소비자동향지수는 1964년 미국 미시간대학이 최초로 작성하였으며 그 이후 우리나라를 비롯한 세계 각국에서 편제하여 공표하고 있음. 한국은행의 소비자동향지수는 매월 초~중순에 걸쳐 조사하여 하순에 결과를 발표하고 있음

#### VI-4. 부채비율(Debt ratio)

- 타인자본과 자기자본간의 관계를 나타내는 대표적인 안정성 지표로서 이 비율이 낮을수록 재무구조가 건전하다고 판단할 수 있음

#### VI-4. 차입금의존도(Total borrowings and bonds payable to total assets)

- 총자본중 외부에서 조달한 차입금 비중을 나타내는 지표. 차입금의존도가 높은 기업일수록 금융비용부담이 가중되어 수익성이 저하되고 안정성도 낮아지게 됨

#### VI-4. 차입금 대 매출액(Total borrowings and bonds payable to sales)

- 차입금 규모가 매출액과 비교하여 어느 정도인가를 나타내는 지표로 차입금의 상대적인 크기를 나타냄

#### VI-4. 총자산 세전순이익률(Income before income taxes to total assets)

- 총자산운용의 효율성을 나타내는 지표로서 수익성변동요인 분석에 활용  
(세전순이익/총자산)×100

#### VI-4. 매출액 영업이익률(Operating income to sales)

- 기업의 주된 영업활동에 의한 성과를 판단하기 위한 지표로서 제조 및 판매활동과 직접 관계가 없는 영업외손익을 제외한 순수한 영업이익만을 매출액과 대비한 것으로 영업 효율성을 나타내는 지표

#### VI-4. 이자보상비율(Interest coverage ratio)

- 이자지급에 필요한 수익을 창출할 수 있는 능력을 측정하기 위한 지표로 이자부담능력을 판단하는데 유용한 지표

#### VI-4. 차입금평균이자율(Interest expenses to total borrowings and bonds payable)

- 회사채, 금융기관차입금 및 사채 등과 같은 이자부부채에 대한 금융비용의 비율로서 차입금에 대한 평균이자율

#### VI-4. 총자산증가율(Growth rate of total assets)

- 기업에 투자 운용된 총자산이 당해연도에 얼마나 증가하였는가를 나타내는 비율로서 기업의 전체적인 성장척도를 측정하는 지표



# 1. Composite Index of Business Indicators

1)2)

Composite Index of Business Indicators are used to measure the phase, turning point, speed and fluctuations of business cycles in economic activities. Economic indicators of industrial production, consumption, employment, finance, international trade and investment are used to produce composite index of business indicators.

2020 = 100, %

|       | Composite leading index |                         | Composite coincident index |                         | Composite lagging index |                         | Cyclical component of leading index | Cyclical component of coincident index |       |
|-------|-------------------------|-------------------------|----------------------------|-------------------------|-------------------------|-------------------------|-------------------------------------|--|-------|
|       |                         | Over the previous month |                            | Over the previous month |                         | Over the previous month |                                     |  |       |
| 2020. | 12                      | 103.2                   | 0.6                        | 101.6                   | 0.3                     | 101.0                   | 0.2                                 | 101.0                                  | 98.5  |
| 2021. | 1                       | 103.9                   | 0.7                        | 101.4                   | -0.2                    | 101.4                   | 0.4                                 | 101.3                                  | 98.1  |
|       | 2                       | 104.4                   | 0.5                        | 101.7                   | 0.3                     | 101.7                   | 0.3                                 | 101.6                                  | 98.2  |
|       | 3                       | 105.1                   | 0.7                        | 102.2                   | 0.5                     | 102.1                   | 0.4                                 | 101.9                                  | 98.5  |
|       | 4                       | 105.8                   | 0.7                        | 103.2                   | 1.0                     | 102.7                   | 0.6                                 | 102.3                                  | 99.4  |
|       | 5                       | 106.5                   | 0.7                        | 103.5                   | 0.3                     | 103.1                   | 0.4                                 | 102.6                                  | 99.5  |
|       | 6                       | 107.1                   | 0.6                        | 103.7                   | 0.2                     | 103.3                   | 0.2                                 | 102.8                                  | 99.5  |
|       | 7                       | 107.2                   | 0.1                        | 103.9                   | 0.2                     | 103.6                   | 0.3                                 | 102.7                                  | 99.4  |
|       | 8                       | 107.3                   | 0.1                        | 104.1                   | 0.2                     | 104.0                   | 0.4                                 | 102.4                                  | 99.5  |
|       | 9                       | 107.2                   | -0.1                       | 104.3                   | 0.2                     | 104.4                   | 0.4                                 | 102.0                                  | 99.4  |
|       | 10                      | 107.1                   | -0.1                       | 104.8                   | 0.5                     | 105.0                   | 0.6                                 | 101.6                                  | 99.6  |
|       | 11                      | 107.2                   | 0.1                        | 105.3                   | 0.5                     | 105.6                   | 0.6                                 | 101.3                                  | 99.9  |
|       | 12                      | 107.3                   | 0.1                        | 106.3                   | 0.9                     | 106.1                   | 0.5                                 | 101.2                                  | 100.7 |
| 2022. | 1                       | 107.7                   | 0.4                        | 107.1                   | 0.8                     | 106.5                   | 0.4                                 | 101.2                                  | 101.1 |
|       | 2                       | 107.7                   | 0.0                        | 107.5                   | 0.4                     | 107.1                   | 0.6                                 | 100.9                                  | 101.3 |
|       | 3                       | 107.9                   | 0.2                        | 107.4                   | -0.1                    | 107.4                   | 0.3                                 | 100.7                                  | 101.0 |
|       | 4                       | 108.0                   | 0.1                        | 107.3                   | -0.1                    | 107.8                   | 0.4                                 | 100.5                                  | 100.6 |
|       | 5                       | 108.4                   | 0.4                        | 107.5                   | 0.2                     | 108.2                   | 0.4                                 | 100.6                                  | 100.7 |
|       | 6                       | 108.8                   | 0.4                        | 107.9                   | 0.4                     | 108.8                   | 0.6                                 | 100.7                                  | 100.8 |
|       | 7                       | 108.8                   | 0.0                        | 108.4                   | 0.5                     | 109.5                   | 0.6                                 | 100.4                                  | 101.0 |
|       | 8                       | 109.0                   | 0.2                        | 109.0                   | 0.6                     | 110.2                   | 0.6                                 | 100.3                                  | 101.4 |
|       | 9                       | 109.2                   | 0.2                        | 109.2                   | 0.2                     | 110.7                   | 0.5                                 | 100.3                                  | 101.3 |
|       | 10                      | 109.5                   | 0.3                        | 109.3                   | 0.1                     | 111.1                   | 0.4                                 | 100.3                                  | 101.2 |
|       | 11                      | 109.6                   | 0.1                        | 109.1                   | -0.2                    | 111.6                   | 0.5                                 | 100.1                                  | 100.7 |
|       | 12                      | 109.3                   | -0.3                       | 108.8                   | -0.3                    | 112.1                   | 0.4                                 | 99.6                                   | 100.2 |
| 2023. | 1                       | 109.3                   | 0.0                        | 108.5                   | -0.3                    | 112.5                   | 0.4                                 | 99.3                                   | 99.8  |
|       | 2                       | 109.2                   | -0.1                       | 109.0                   | 0.5                     | 112.6                   | 0.1                                 | 99.0                                   | 100.0 |
|       | 3                       | 109.3                   | 0.1                        | 109.6                   | 0.6                     | 112.8                   | 0.2                                 | 98.8                                   | 100.3 |
|       | 4                       | 109.4                   | 0.1                        | 110.1                   | 0.5                     | 113.0                   | 0.2                                 | 98.6                                   | 100.5 |
|       | 5                       | 109.8                   | 0.4                        | 110.4                   | 0.3                     | 113.2                   | 0.2                                 | 98.7                                   | 100.6 |
|       | 6                       | 110.5                   | 0.6                        | 110.5                   | 0.1                     | 113.4                   | 0.2                                 | 99.1                                   | 100.5 |
|       | 7                       | 111.1                   | 0.5                        | 110.3                   | -0.2                    | 113.4                   | 0.0                                 | 99.4                                   | 100.1 |
|       | 8                       | 111.4                   | 0.3                        | 110.4                   | 0.1                     | 113.4                   | 0.0                                 | 99.4                                   | 100.0 |
|       | 9                       | 111.8                   | 0.4                        | 110.5                   | 0.1                     | 113.6                   | 0.2                                 | 99.6                                   | 99.8  |
|       | 10                      | 112.4                   | 0.5                        | 110.9                   | 0.4                     | 114.0                   | 0.4                                 | 99.8                                   | 99.9  |
|       | 11                      | 113.0                   | 0.5                        | 111.0                   | 0.1                     | 114.2                   | 0.2                                 | 100.1                                  | 99.9  |
|       | 12                      | 113.4                   | 0.4                        | 111.1                   | 0.1                     | 114.4                   | 0.2                                 | 100.2                                  | 99.8  |
| 2024. | 1                       | 113.7                   | 0.3                        | 111.5                   | 0.4                     | 114.4                   | 0.0                                 | 100.2                                  | 99.9  |
|       | 2                       | 114.2                   | 0.4                        | 112.0                   | 0.4                     | 114.6                   | 0.2                                 | 100.4                                  | 100.1 |
|       | 3                       | 114.3                   | 0.1                        | 111.9                   | -0.1                    | 114.8                   | 0.2                                 | 100.2                                  | 99.8  |
|       | 4                       | 114.9                   | 0.5                        | 112.0                   | 0.1                     | 115.1                   | 0.3                                 | 100.5                                  | 99.7  |
|       | 5                       | 115.2                   | 0.3                        | 111.6                   | -0.4                    | 115.2                   | 0.1                                 | 100.5                                  | 99.1  |
|       | 6                       | 115.7                   | 0.4                        | 111.7                   | 0.1                     | 115.4                   | 0.2                                 | 100.7                                  | 99.0  |
|       | 7                       | 116.0                   | 0.3                        | 111.2                   | -0.4                    | 115.5                   | 0.1                                 | 100.7                                  | 98.3  |
|       | 8                       | 116.2                   | 0.2                        | 111.3                   | 0.1                     | 115.8                   | 0.3                                 | 100.6                                  | 98.3  |
|       | 9                       | 116.5                   | 0.3                        | 111.5                   | 0.2                     | 116.0                   | 0.2                                 | 100.6                                  | 98.2  |

:1) 10 (2019.9 )

가

2) 3

:

Note: 1) According to the 10th revision of the Composite Economic Indexes in September 2019, the component indicators and time series data of Composite Economic Indexes are altogether changed.

2) Recent three month data are preliminary.

Source: Statistics Korea.

## 2.

## Business Survey Index

|       |       | Manufacturing                            |                 |                    |                 |              |                 |                      |                 |                     |                 |                     |                 |                 |                 |    |
|-------|-------|--|-----------------|--------------------|-----------------|--------------|-----------------|----------------------|-----------------|---------------------|-----------------|---------------------|-----------------|-----------------|-----------------|----|
|       |       | 1)<br>Composite business sentiment index |                 | Business condition |                 | Sales growth |                 | Facility investments |                 | Profitability       |                 | Financial situation |                 | Human resources |                 |    |
|       |       | Tendency                                 | Future tendency | Tendency           | Future tendency | Tendency     | Future tendency | Tendency             | Future tendency | Tendency            | Future tendency | Tendency            | Future tendency | Tendency        | Future tendency |    |
| 2023. | 4     | 90.7                                     | 86.7            | 70                 | 69              | 78           | 76              | 91                   | 90              | 77                  | 78              | 79                  | 79              | 92              | 89              |    |
|       | 5     | 93.2                                     | 92.0            | 73                 | 72              | 78           | 82              | 89                   | 91              | 78                  | 79              | 80                  | 82              | 91              | 92              |    |
|       | 6     | 93.9                                     | 90.2            | 73                 | 73              | 79           | 79              | 90                   | 88              | 81                  | 79              | 83                  | 79              | 91              | 92              |    |
|       | 7     | 92.5                                     | 91.6            | 72                 | 72              | 76           | 77              | 90                   | 90              | 78                  | 81              | 82                  | 83              | 93              | 92              |    |
|       | 8     | 89.6                                     | 89.3            | 67                 | 69              | 74           | 74              | 86                   | 90              | 77                  | 76              | 81                  | 80              | 92              | 93              |    |
|       | 9     | 87.9                                     | 90.8            | 68                 | 69              | 74           | 75              | 88                   | 86              | 76                  | 77              | 80                  | 81              | 93              | 92              |    |
|       | 10    | 90.5                                     | 86.3            | 69                 | 67              | 77           | 73              | 92                   | 88              | 77                  | 75              | 80                  | 78              | 88              | 93              |    |
|       | 11    | 91.0                                     | 90.0            | 70                 | 69              | 77           | 77              | 91                   | 92              | 79                  | 77              | 83                  | 80              | 87              | 88              |    |
|       | 12    | 92.4                                     | 88.8            | 70                 | 68              | 76           | 73              | 92                   | 91              | 78                  | 78              | 82                  | 83              | 88              | 89              |    |
|       | 2024. | 1  | 93.4            | 91.5               | 71              | 69           | 78              | 76                   | 93              | 90                  | 81              | 79                  | 83              | 81              | 88              | 88 |
|       |       | 2  | 91.2            | 91.7               | 70              | 71           | 80              | 77                   | 93              | 92                  | 79              | 81                  | 79              | 82              | 91              | 89 |
|       |       | 3  | 91.1            | 93.1               | 71              | 75           | 77              | 84                   | 94              | 94                  | 78              | 81                  | 81              | 81              | 88              | 89 |
| 4     |       | 93.4                                     | 91.3            | 73                 | 73              | 79           | 79              | 94                   | 94              | 78                  | 80              | 81                  | 81              | 91              | 89              |    |
| 5     |       | 94.4                                     | 92.7            | 74                 | 74              | 83           | 81              | 95                   | 95              | 80                  | 80              | 80                  | 80              | 91              | 91              |    |
| 6     |       | 97.4                                     | 93.7            | 78                 | 76              | 83           | 84              | 94                   | 94              | 82                  | 81              | 83                  | 81              | 91              | 93              |    |
| 7     |       | 95.7                                     | 95.1            | 73                 | 75              | 83           | 84              | 94                   | 94              | 79                  | 82              | 83                  | 82              | 90              | 91              |    |
| 8     |       | 92.8                                     | 94.2            | 71                 | 72              | 82           | 83              | 93                   | 93              | 79                  | 80              | 81                  | 83              | 91              | 90              |    |
| 9     |       | 90.9                                     | 93.7            | 69                 | 73              | 76           | 84              | 94                   | 93              | 79                  | 80              | 80                  | 81              | 91              | 89              |    |
| 10    |       | 92.6                                     | 94.0            | 69                 | 73              | 76           | 82              | 92                   | 93              | 80                  | 82              | 83                  | 83              | 92              | 90              |    |
|       |       | Non-manufacturing                        |                 |                    |                 |              |                 |                      |                 |                     |                 |                     |                 |                 |                 |    |
|       |       | 1)<br>Composite business sentiment index |                 | Business condition |                 | Sales growth |                 | Profitability        |                 | Financial situation |                 | Human resources     |                 |                 |                 |    |
|       |       | Tendency                                 | Future tendency | Tendency           | Future tendency | Tendency     | Future tendency | Tendency             | Future tendency | Tendency            | Future tendency | Tendency            | Future tendency |                 |                 |    |
| 2023. | 4     | 93.5                                     | 93.7            | 74                 | 75              | 84           | 83              | 78                   | 79              | 79                  | 81              | 80                  | 79              |                 |                 |    |
|       | 5     | 99.5                                     | 95.2            | 78                 | 76              | 86           | 84              | 83                   | 81              | 82                  | 81              | 81                  | 81              |                 |                 |    |
|       | 6     | 99.6                                     | 98.3            | 77                 | 78              | 84           | 86              | 83                   | 82              | 84                  | 84              | 83                  | 82              |                 |                 |    |
|       | 7     | 98.3                                     | 98.2            | 76                 | 78              | 84           | 84              | 81                   | 83              | 84                  | 84              | 84                  | 83              |                 |                 |    |
|       | 8     | 96.1                                     | 96.6            | 75                 | 76              | 83           | 84              | 80                   | 81              | 82                  | 84              | 82                  | 83              |                 |                 |    |
|       | 9     | 98.6                                     | 95.1            | 77                 | 76              | 84           | 82              | 83                   | 81              | 82                  | 82              | 83                  | 82              |                 |                 |    |
|       | 10    | 91.2                                     | 97.6            | 71                 | 77              | 76           | 83              | 78                   | 83              | 81                  | 84              | 80                  | 83              |                 |                 |    |
|       | 11    | 89.3                                     | 88.9            | 69                 | 69              | 77           | 74              | 77                   | 78              | 79                  | 81              | 79                  | 80              |                 |                 |    |
|       | 12    | 89.2                                     | 88.7            | 70                 | 71              | 77           | 76              | 76                   | 78              | 79                  | 78              | 79                  | 79              |                 |                 |    |
|       | 2024. | 1  | 86.1            | 87.2               | 67              | 68           | 77              | 76                   | 73              | 76                  | 78              | 79                  | 79              | 78              |                 |    |
|       |       | 2  | 85.0            | 85.1               | 67              | 68           | 75              | 75                   | 74              | 74                  | 76              | 77                  | 79              | 80              |                 |    |
|       |       | 3  | 88.1            | 87.6               | 68              | 70           | 74              | 75                   | 77              | 77                  | 79              | 78                  | 76              | 80              |                 |    |
| 4     |       | 89.8                                     | 86.8            | 69                 | 69              | 77           | 75              | 78                   | 76              | 79                  | 78              | 77                  | 77              |                 |                 |    |
| 5     |       | 91.8                                     | 91.0            | 72                 | 71              | 77           | 76              | 79                   | 79              | 80                  | 82              | 79                  | 78              |                 |                 |    |
| 6     |       | 94.3                                     | 90.4            | 71                 | 72              | 80           | 76              | 81                   | 79              | 82                  | 80              | 78                  | 80              |                 |                 |    |
| 7     |       | 94.6                                     | 91.7            | 71                 | 70              | 81           | 78              | 81                   | 81              | 82                  | 81              | 80                  | 77              |                 |                 |    |
| 8     |       | 92.2                                     | 92.8            | 70                 | 72              | 79           | 80              | 79                   | 81              | 81                  | 81              | 80                  | 80              |                 |                 |    |
| 9     |       | 91.4                                     | 92.0            | 70                 | 71              | 78           | 78              | 80                   | 81              | 79                  | 81              | 78                  | 80              |                 |                 |    |
| 10    |       | 91.7                                     | 91.5            | 70                 | 71              | 77           | 78              | 78                   | 81              | 82                  | 80              | 80                  | 79              |                 |                 |    |

: 1)

Note: 1) The composite index is calculated using the averages and standard deviations of each component indices, respectively. Therefore, care should be taken when comparing levels between indices.

Source: The Bank of Korea.

### 3. Consumer Survey Index

1)2)

|       |       | Living standard of household | Expectations of living standard of household | 가                               | Domestic economic situation | Expectation of domestic economic situation | Expectation of employment situation | 가   | Expectation of interest rates |     |
|-------|-------|------------------------------|--|---------------------------------|-----------------------------|--|-------------------------------------|-----|-------------------------------|-----|
|       |       |                              |  | Expectation of household income |                             |  |                                     | 3)  |                               |     |
| 2023. | 4     | 87                           | 90   | 96                              | 58                          | 68   | 74                                  | 148 | 111                           |     |
|       | 5     | 88                           | 92   | 97                              | 64                          | 74   | 78                                  | 146 | 114                           |     |
|       | 6     | 89                           | 93   | 98                              | 69                          | 78   | 81                                  | 146 | 105                           |     |
|       | 7     | 91                           | 94   | 99                              | 75                          | 84   | 85                                  | 144 | 112                           |     |
|       | 8     | 91                           | 95   | 100                             | 72                          | 80   | 84                                  | 147 | 118                           |     |
|       | 9     | 89                           | 92   | 99                              | 66                          | 74   | 77                                  | 147 | 118                           |     |
|       | 10    | 88                           | 90   | 98                              | 64                          | 70   | 78                                  | 151 | 128                           |     |
|       | 11    | 87                           | 90   | 98                              | 62                          | 72   | 77                                  | 149 | 119                           |     |
|       | 12    | 88                           | 92   | 99                              | 67                          | 77   | 81                                  | 146 | 107                           |     |
|       | 2024. | 1                            | 89   | 94                              | 100                         | 69   | 81                                  | 84  | 143                           | 99  |
|       |       | 2                            | 90   | 94                              | 100                         | 70   | 80                                  | 83  | 144                           | 100 |
|       |       | 3                            | 89   | 93                              | 99                          | 68   | 80                                  | 84  | 146                           | 98  |
| 4     |       | 89                           | 94   | 99                              | 68                          | 81   | 85                                  | 145 | 100                           |     |
| 5     |       | 88                           | 92   | 97                              | 67                          | 79   | 83                                  | 147 | 104                           |     |
| 6     |       | 90                           | 94   | 99                              | 71                          | 80   | 85                                  | 146 | 98                            |     |
| 7     |       | 91                           | 95   | 100                             | 77                          | 84   | 86                                  | 144 | 95                            |     |
| 8     |       | 90                           | 94   | 98                              | 73                          | 81   | 83                                  | 145 | 93                            |     |
| 9     |       | 90                           | 94   | 98                              | 71                          | 79   | 83                                  | 144 | 93                            |     |
| 10    |       | 90                           | 96   | 99                              | 73                          | 81   | 83                                  | 147 | 88                            |     |

|       |    | Spending plan | Durable goods | Clothing | Education | Eating out | Recreation, entertainment and cultural services | Travel | Medical care and health | Transportation, communication |
|-------|----|---------------|---------------|----------|-----------|------------|---|--------|-------------------------|-------------------------------|
|       |    |               |               |          |           |            |   |        |                         |                               |
|       | 5  | 111           | 94            | 97       | 99        | 96         | 94  | 99     | 112                     | 109                           |
|       | 6  | 113           | 96            | 99       | 100       | 97         | 96  | 101    | 114                     | 111                           |
|       | 7  | 113           | 95            | 98       | 100       | 97         | 95  | 101    | 114                     | 110                           |
|       | 8  | 113           | 96            | 98       | 100       | 99         | 95  | 99     | 113                     | 113                           |
|       | 9  | 112           | 95            | 97       | 101       | 96         | 94  | 97     | 113                     | 113                           |
|       | 10 | 113           | 95            | 97       | 100       | 94         | 93  | 95     | 113                     | 115                           |
|       | 11 | 111           | 94            | 97       | 100       | 92         | 91  | 93     | 113                     | 113                           |
|       | 12 | 111           | 94            | 95       | 103       | 95         | 92  | 95     | 113                     | 110                           |
| 2024. | 1  | 111           | 96            | 96       | 102       | 96         | 94  | 96     | 113                     | 111                           |
|       | 2  | 111           | 94            | 96       | 101       | 95         | 93  | 95     | 113                     | 110                           |
|       | 3  | 111           | 94            | 97       | 102       | 95         | 93  | 97     | 113                     | 110                           |
|       | 4  | 110           | 93            | 97       | 101       | 96         | 94  | 97     | 112                     | 109                           |
|       | 5  | 109           | 93            | 96       | 100       | 94         | 92  | 96     | 112                     | 108                           |
|       | 6  | 109           | 94            | 97       | 99        | 95         | 93  | 99     | 113                     | 107                           |
|       | 7  | 111           | 95            | 97       | 101       | 97         | 94  | 100    | 113                     | 109                           |
|       | 8  | 109           | 94            | 96       | 101       | 95         | 93  | 97     | 113                     | 108                           |
|       | 9  | 108           | 93            | 96       | 100       | 95         | 92  | 95     | 113                     | 107                           |
|       | 10 | 109           | 94            | 98       | 101       | 95         | 92  | 96     | 113                     | 107                           |

: 1) 6

2) 6

3) 1

:

Note: 1) Current situation compared to that six months earlier.

2) Six months ahead in comparison with the current time.

3) One year ahead in comparison with the current time.

Source: The Bank of Korea.

## 4.

1)2)

: %

|           | All-industry |                                      |  |   |  |                           |
|-----------|--------------|--------------------------------------|--|---|--|---------------------------|
|           | 3)           |                                      | 4)   |   |  |                           |
|           | Debt ratio   | Stockholders' equity to total assets | Total borrowings and bonds payable to total assets | Total borrowings and bonds payable to sales | Income before income taxes to total assets | Operating income to sales |
| 2021. 3/4 | 84.52        | 54.20                                | 24.24  | 30.18                                       | 6.76                                       | 7.51                      |
| 4/4       | 86.43        | 53.64                                | 24.12  | 27.94                                       | 5.13                                       | 5.81                      |
| 2022. 1/4 | 88.08        | 53.17                                | 23.94  | 28.56                                       | 6.77                                       | 6.31                      |
| 2/4       | 91.24        | 52.29                                | 24.50  | 26.54                                       | 6.65                                       | 7.13                      |
| 3/4       | 92.58        | 51.93                                | 25.25  | 27.89                                       | 4.46                                       | 4.82                      |
| 4/4       | 92.13        | 52.05                                | 25.26  | 28.88                                       | -1.10                                      | 1.32                      |
| 2023. 1/4 | 94.95        | 51.29                                | 25.98  | 31.41                                       | 4.05                                       | 2.84                      |
| 2/4       | 90.85        | 52.40                                | 25.97  | 31.60                                       | 4.87                                       | 3.64                      |
| 3/4       | 90.22        | 52.57                                | 25.94  | 32.48                                       | 4.09                                       | 4.04                      |
| 4/4       | 89.18        | 52.86                                | 25.35  | 30.44                                       | 0.57                                       | 2.57                      |
| 2024. 1/4 | 92.13        | 52.05                                | 25.67  | 31.93                                       | 5.95                                       | 5.36                      |
| 2/4       | 88.92        | 52.93                                | 25.25  | 30.37                                       | 5.60                                       | 6.24                      |

|           | All-industry                        |                            |                         |   |                      |                             |
|-----------|-------------------------------------|----------------------------|-------------------------|---|----------------------|-----------------------------|
|           |                                     |                            |                         |   | 가                    | 가                           |
|           | Income before income taxes to sales | Interest expenses to sales | Interest coverage ratio | Interest expenses to total borrowings and bonds payable | Growth rate of sales | Growth rate of total assets |
| 2021. 3/4 | 8.40                                | 0.94                       | 796.54                  | 3.13  | 15.44                | 3.05                        |
| 4/4       | 5.84                                | 1.00                       | 579.15                  | 3.59  | 24.86                | 2.09                        |
| 2022. 1/4 | 8.10                                | 0.87                       | 723.11                  | 3.06  | 17.04                | 3.73                        |
| 2/4       | 7.24                                | 0.91                       | 784.70                  | 3.42  | 20.51                | 2.33                        |
| 3/4       | 4.96                                | 0.99                       | 487.11                  | 3.55  | 17.52                | 2.76                        |
| 4/4       | -1.26                               | 1.14                       | 115.61                  | 3.96  | 6.90                 | -0.64                       |
| 2023. 1/4 | 4.97                                | 1.33                       | 214.56                  | 4.22  | 0.37                 | 1.89                        |
| 2/4       | 5.95                                | 1.44                       | 252.43                  | 4.56  | -4.33                | 1.14                        |
| 3/4       | 5.10                                | 1.71                       | 235.89                  | 5.27  | -5.22                | 2.08                        |
| 4/4       | 0.68                                | 1.51                       | 169.93                  | 4.96  | -1.31                | -0.20                       |
| 2024. 1/4 | 7.43                                | 1.42                       | 377.13                  | 4.45  | 1.15                 | 2.82                        |
| 2/4       | 6.74                                | 1.49                       | 418.22                  | 4.91  | 5.27                 | 1.35                        |

: 1) 10

2) 4/4

3) /

\*100

4) ( + )/

\*100

:



4. Financial Statement Analysis <sup>1)2)</sup>

In %

| Manufacturing |                                      |  |   |  |                           |  |          |
|---------------|--------------------------------------|--|---|--|---------------------------|--|----------|
| 3)            |                                      | 4)   |   |  |                           |  |          |
| Debt ratio    | Stockholders' equity to total assets | Total borrowings and bonds payable to total assets | Total borrowings and bonds payable to sales | Income before income taxes to total assets | Operating income to sales |  |          |
| 63.79         | 61.06                                | 19.61  | 24.22                                       | 8.35                                       | 9.58                      |  | 3/4.2021 |
| 64.81         | 60.67                                | 18.99  | 22.90                                       | 5.93                                       | 7.49                      |  | 4/4      |
| 65.74         | 60.33                                | 18.82  | 23.08                                       | 8.56                                       | 8.39                      |  | 1/4.2022 |
| 70.84         | 58.53                                | 20.14  | 21.49                                       | 8.42                                       | 8.63                      |  | 2/4      |
| 71.28         | 58.39                                | 20.23  | 22.29                                       | 5.59                                       | 5.44                      |  | 3/4      |
| 69.60         | 58.96                                | 19.69  | 23.38                                       | -0.81                                      | 1.11                      |  | 4/4      |
| 72.88         | 57.84                                | 20.74  | 24.95                                       | 4.74                                       | 2.52                      |  | 1/4.2023 |
| 69.10         | 59.14                                | 20.77  | 25.57                                       | 5.73                                       | 2.92                      |  | 2/4      |
| 69.09         | 59.14                                | 20.96  | 26.82                                       | 4.48                                       | 4.01                      |  | 3/4      |
| 67.46         | 59.71                                | 20.38  | 24.95                                       | -0.12                                      | 1.78                      |  | 4/4      |
| 70.25         | 58.74                                | 20.53  | 25.89                                       | 7.00                                       | 5.39                      |  | 1/4.2024 |
| 67.07         | 59.86                                | 20.46  | 24.80                                       | 6.70                                       | 7.07                      |  | 2/4      |

| Manufacturing                       |                            |                         |   |                      |                             |          |
|-------------------------------------|----------------------------|-------------------------|---|----------------------|-----------------------------|----------|
|                                     |                            |                         |   | 가                    | 가                           |          |
| Income before income taxes to sales | Interest expenses to sales | Interest coverage ratio | Interest expenses to total borrowings and bonds payable | Growth rate of sales | Growth rate of total assets |          |
| 10.32                               | 0.71                       | 1,355.86                | 2.92  | 16.74                | 3.30                        | 3/4.2021 |
| 6.91                                | 0.67                       | 1,117.60                | 2.93  | 26.05                | 1.27                        | 4/4      |
| 10.46                               | 0.68                       | 1,241.81                | 2.93  | 18.57                | 4.81                        | 1/4.2022 |
| 8.97                                | 0.64                       | 1,352.28                | 2.97  | 22.24                | 2.90                        | 2/4      |
| 6.18                                | 0.74                       | 730.65                  | 3.34  | 18.17                | 2.38                        | 3/4      |
| -0.95                               | 0.88                       | 126.01                  | 3.77  | 2.62                 | -2.09                       | 4/4      |
| 5.83                                | 1.10                       | 229.30                  | 4.41  | -2.07                | 2.65                        | 1/4.2023 |
| 7.11                                | 1.19                       | 244.87                  | 4.67  | -6.92                | 1.74                        | 2/4      |
| 5.73                                | 1.75                       | 229.34                  | 6.52  | -6.77                | 2.30                        | 3/4      |
| -0.14                               | 1.09                       | 163.42                  | 4.37  | 0.87                 | -0.75                       | 4/4      |
| 8.90                                | 1.19                       | 451.81                  | 4.60  | 3.32                 | 3.31                        | 1/4.2024 |
| 8.14                                | 1.11                       | 634.45                  | 4.49  | 7.31                 | 1.69                        | 2/4      |

Note: 1) The 10th revision of the Korean Standard Industrial Classification

2) The 4th quarter data may be significantly affected by seasonality due to the nature of the year-end accounting treatment.

Caution is needed to interpret these data.

3) Total liabilities/Stockholders' equity\*100

4) (Total borrowings and bonds payable+Corporate bond)/Total assets\*100

Source: The Bank of Korea.

## 5.

## Current and Prospective Performances for Micro-Enterprises, by Business Type

BSI (Business Survey Index) 100

The results represent the Business Survey Index (BSI), where a reading above 100 indicates a positive sentiment and a reading below 100 a negative one.

: BSI

In BSI

|       | Manufacturing                         |             | Retail trade |             | Food service activities |             | Real estate activities |             |                   |             |       |
|-------|---------------------------------------|-------------|--------------|-------------|-------------------------|-------------|------------------------|-------------|-------------------|-------------|-------|
|       | Current                               | Prospective | Current      | Prospective | Current                 | Prospective | Current                | Prospective |                   |             |       |
| 2023. | 4                                     | 72.4        | 94.9         | 68.6        | 93.4                    | 68.0        | 90.7                   | 65.9        | 86.0              |             |       |
|       | 5                                     | 75.1        | 87.1         | 71.4        | 94.9                    | 69.9        | 90.3                   | 65.3        | 81.5              |             |       |
|       | 6                                     | 67.5        | 79.3         | 65.2        | 80.5                    | 60.2        | 85.2                   | 60.3        | 75.9              |             |       |
|       | 7                                     | 59.1        | 75.5         | 56.0        | 73.8                    | 53.7        | 73.5                   | 58.6        | 66.4              |             |       |
|       | 8                                     | 63.5        | 85.2         | 62.6        | 81.7                    | 59.5        | 82.5                   | 69.0        | 81.3              |             |       |
|       | 9                                     | 81.0        | 105.5        | 72.4        | 100.7                   | 62.9        | 88.9                   | 68.8        | 101.5             |             |       |
|       | 10                                    | 73.0        | 96.6         | 66.4        | 94.9                    | 62.0        | 93.2                   | 65.7        | 98.3              |             |       |
|       | 11                                    | 74.5        | 91.4         | 60.6        | 83.9                    | 57.2        | 88.5                   | 54.1        | 87.9              |             |       |
|       | 12                                    | 63.9        | 83.5         | 53.3        | 84.6                    | 54.5        | 85.8                   | 57.3        | 74.4              |             |       |
| 2024. | 1                                     | 55.5        | 81.6         | 38.2        | 76.1                    | 41.7        | 73.9                   | 56.0        | 82.1              |             |       |
|       | 2                                     | 55.7        | 75.1         | 48.2        | 60.3                    | 40.1        | 57.4                   | 54.5        | 70.9              |             |       |
|       | 3                                     | 65.8        | 63.9         | 59.4        | 74.5                    | 57.4        | 68.6                   | 60.6        | 72.2              |             |       |
|       | 4                                     | 72.4        | 79.5         | 60.0        | 76.5                    | 61.9        | 76.4                   | 57.5        | 69.0              |             |       |
|       | 5                                     | 66.5        | 80.4         | 67.3        | 74.7                    | 62.0        | 75.4                   | 59.3        | 66.6              |             |       |
|       | 6                                     | 58.4        | 67.7         | 56.0        | 66.4                    | 53.3        | 67.8                   | 59.7        | 64.7              |             |       |
|       | 7                                     | 51.3        | 52.3         | 49.9        | 57.5                    | 51.8        | 56.3                   | 66.6        | 58.0              |             |       |
|       | 8                                     | 57.0        | 51.1         | 49.7        | 53.8                    | 54.0        | 55.8                   | 63.6        | 70.7              |             |       |
|       | 9                                     | 76.4        | 88.0         | 63.2        | 81.8                    | 60.3        | 75.9                   | 68.8        | 84.3              |             |       |
|       | Professional and technical activities |             | Education    |             | Food service activities |             | Real estate activities |             | Personal services |             |       |
|       | Current                               | Prospective | Current      | Prospective | Current                 | Prospective | Current                | Prospective | Current           | Prospective |       |
| 2023. | 4                                     | 70.4        | 91.3         | 75.3        | 91.4                    | 59.0        | 78.7                   | 71.7        | 97.0              | 73.8        | 94.5  |
|       | 5                                     | 74.8        | 91.3         | 77.3        | 88.2                    | 61.4        | 83.8                   | 72.4        | 92.4              | 67.0        | 85.3  |
|       | 6                                     | 70.4        | 76.7         | 76.2        | 92.3                    | 56.6        | 80.9                   | 65.8        | 79.9              | 58.8        | 72.5  |
|       | 7                                     | 61.2        | 80.6         | 73.4        | 79.6                    | 60.6        | 79.5                   | 53.3        | 71.7              | 48.8        | 68.2  |
|       | 8                                     | 75.2        | 85.4         | 71.7        | 85.2                    | 61.7        | 87.0                   | 61.2        | 86.2              | 59.8        | 83.7  |
|       | 9                                     | 80.1        | 93.2         | 75.5        | 99.6                    | 62.5        | 85.9                   | 65.1        | 96.7              | 73.0        | 108.0 |
|       | 10                                    | 85.4        | 102.9        | 77.0        | 88.4                    | 56.1        | 90.4                   | 83.2        | 104.6             | 77.0        | 100.0 |
|       | 11                                    | 79.6        | 94.2         | 68.2        | 93.3                    | 55.1        | 86.2                   | 71.1        | 97.4              | 69.5        | 93.0  |
|       | 12                                    | 76.2        | 91.3         | 63.7        | 85.6                    | 67.6        | 94.1                   | 57.6        | 80.3              | 58.2        | 86.7  |
| 2024. | 1                                     | 68.0        | 85.4         | 62.4        | 84.8                    | 52.9        | 86.7                   | 32.9        | 73.0              | 48.7        | 82.8  |
|       | 2                                     | 71.8        | 75.7         | 61.6        | 79.4                    | 51.1        | 62.8                   | 34.2        | 50.3              | 50.8        | 67.2  |
|       | 3                                     | 82.0        | 90.3         | 82.4        | 90.6                    | 53.5        | 66.8                   | 64.1        | 78.0              | 73.0        | 79.7  |
|       | 4                                     | 64.6        | 74.8         | 72.5        | 85.8                    | 54.5        | 68.1                   | 73.0        | 89.5              | 73.3        | 84.7  |
|       | 5                                     | 73.3        | 78.2         | 74.2        | 73.4                    | 59.6        | 63.6                   | 59.5        | 74.3              | 60.3        | 71.8  |
|       | 6                                     | 60.7        | 70.4         | 76.6        | 81.3                    | 54.5        | 70.2                   | 56.9        | 64.8              | 48.5        | 57.8  |
|       | 7                                     | 56.8        | 61.7         | 78.1        | 75.1                    | 54.0        | 62.5                   | 44.7        | 58.6              | 45.7        | 47.5  |
|       | 8                                     | 62.1        | 58.3         | 71.5        | 70.6                    | 52.9        | 58.2                   | 52.0        | 50.0              | 48.2        | 46.8  |
|       | 9                                     | 72.8        | 88.3         | 75.3        | 91.8                    | 60.6        | 71.8                   | 50.0        | 76.6              | 68.0        | 91.2  |

Source: Ministry of SMEs and Startups 「Survey of Business Trends for Micro-Enterprises」.

## 6. The Number of Newly Established Enterprises by Business Type

1)

In each

|          | 2)           |  |               |   |                       |           |
|----------|--------------|--|---------------|---|-----------------------|-----------|
|          | Total        | Agriculture, forestry,<br>fishery and mining | Manufacturing | Electricity, gas and air<br>conditioning supply | Construction business | Services  |
|          | Total        |  |               |   |                       |           |
| 2020     | 1,484,667    | 13,094                                       | 49,928        | 26,131  | 66,366                | 1,329,148 |
| 2021     | 1,417,973    | 13,958                                       | 47,989        | 24,146  | 71,489                | 1,260,391 |
| 2022     | 1,317,479    | 15,752                                       | 41,595        | 23,773  | 67,271                | 1,169,088 |
| 2023     | 1,238,617    | 14,250                                       | 37,280        | 31,546  | 61,514                | 1,094,027 |
| 2023. 11 | 102,579      | 1,042  | 2,950         | 2,786   | 4,985                 | 90,816    |
| 12       | 85,712       | 998  | 2,786         | 2,541   | 4,306                 | 75,081    |
| 2024. 1  | 121,183      | 1,339  | 3,891         | 2,610   | 6,279                 | 107,064   |
| 2        | 98,207       | 1,015  | 2,758         | 2,238   | 4,927                 | 87,269    |
| 3        | 105,602      | 1,074  | 2,974         | 2,302   | 5,558                 | 93,694    |
| 4        | 104,899      | 1,160  | 3,015         | 2,342   | 5,488                 | 92,894    |
| 5        | 99,807       | 1,100  | 2,937         | 2,173   | 5,168                 | 88,429    |
| 6        | 93,062       | 1,121  | 2,809         | 2,188   | 4,803                 | 82,141    |
| 7        | 105,709      | 1,462  | 3,257         | 2,532   | 5,738                 | 92,720    |
|          | Incorporated |  |               |   |                       |           |
| 2020     | 123,305      | 2,925  | 15,416        | 757   | 10,639                | 93,568    |
| 2021     | 126,905      | 2,674  | 13,447        | 537   | 10,754                | 99,493    |
| 2022     | 113,889      | 2,152  | 12,121        | 533   | 8,801                 | 90,282    |
| 2023     | 98,294       | 2,143  | 11,309        | 504   | 7,481                 | 76,857    |
| 2023. 11 | 8,279        | 148  | 942           | 41  | 566                   | 6,582     |
| 12       | 7,781        | 176  | 925           | 36  | 521                   | 6,123     |
| 2024. 1  | 9,599        | 195  | 1,209         | 32  | 853                   | 7,310     |
| 2        | 7,363        | 165  | 811           | 29  | 602                   | 5,756     |
| 3        | 8,387        | 157  | 881           | 41  | 692                   | 6,616     |
| 4        | 8,611        | 182  | 911           | 37  | 640                   | 6,841     |
| 5        | 8,357        | 126  | 906           | 32  | 604                   | 6,689     |
| 6        | 7,956        | 130  | 827           | 35  | 518                   | 6,446     |
| 7        | 9,334        | 142  | 1,017         | 38  | 681                   | 7,456     |
|          | Private      |  |               |   |                       |           |
| 2020     | 1,361,362    | 10,169                                       | 34,512        | 25,374  | 55,727                | 1,235,580 |
| 2021     | 1,291,068    | 11,284                                       | 34,542        | 23,609  | 60,735                | 1,160,898 |
| 2022     | 1,203,590    | 13,600                                       | 29,474        | 23,240  | 58,470                | 1,078,806 |
| 2023     | 1,140,323    | 12,107                                       | 25,971        | 31,042  | 54,033                | 1,017,170 |
| 2023. 11 | 94,300       | 894  | 2,008         | 2,745   | 4,419                 | 84,234    |
| 12       | 77,931       | 822  | 1,861         | 2,505   | 3,785                 | 68,958    |
| 2024. 1  | 111,584      | 1,144  | 2,682         | 2,578   | 5,426                 | 99,754    |
| 2        | 90,844       | 850  | 1,947         | 2,209   | 4,325                 | 81,513    |
| 3        | 97,215       | 917  | 2,093         | 2,261   | 4,866                 | 87,078    |
| 4        | 96,288       | 978  | 2,104         | 2,305   | 4,848                 | 86,053    |
| 5        | 91,450       | 974  | 2,031         | 2,141   | 4,564                 | 81,740    |
| 6        | 85,106       | 991  | 1,982         | 2,153   | 4,285                 | 75,695    |
| 7        | 96,375       | 1,320  | 2,240         | 2,494   | 5,057                 | 85,264    |

: 1) 10 (2017 )

Note: 1) Based on the 10th revision of Korean Standard Industrial Classification (2017).

2)

2) The sum does not include enterprises in the technology-based business type.

:

Source: Ministry of SMEs and Startups.



## VII. 농림/수산/환경

Agriculture and Forestry / Fishery / Environment

|                      |     |
|----------------------|-----|
| 1. 축종별 농장수·가구수 및 마릿수 | 117 |
| 2. 어업별 생산량           | 118 |
| 3. 일기일수              | 119 |
| 4. 기상관측              | 120 |
| 5. 대기중 중금속 오염도 현황    | 124 |
| 6. 주요 도시 빗물의 산도      | 125 |
| 7. 주요 도시별 대기오염도      | 126 |
| 8. 주요 강별 수질오염도       | 132 |
| 9. 화재발생 건수 및 피해      | 134 |
| 10. 연안의 수질현황         | 136 |
| 11. 원자재 수입동향         | 137 |

## 주요 용어 해설 (Explanation of Terms)

### Ⅶ-1. 가축사육(Livestock breeding)

- 한·육우: 한우와 육우를 일컫는 말
  - 한우: (소이력제 자료) 종축등록기관의 장이 정하여 공고하는 한우 기준에 부합되는 소
  - 육우: (소이력제 자료) 젖소 중 착유한 경험이 없는 암소, 젖소 암소 중 송아지를 낳은 경험이 없는 소, 젖소 수소, 그 밖의 식용 소
- 젖소: (소이력제 자료) 착유하고 있거나 착유를 위하여 사육 중인 소, 젖소 암소 중 송아지를 낳은 경험이 있는 소

### Ⅶ-2. 연근해어업(Coastal and offshore fisheries)

- 해수면(바다)에서 어류, 갑각류, 연체동물, 패류, 해조류, 기타수산동물류를 포획·채취하는 어업

### Ⅶ-2. 해면양식업(Marine aquaculture)

- 해수면(바다)이나 육상에서 인위적인 시설물을 설치하여 바닷물을 이용하여 수산동물을 기르는 어업. 어류, 갑각류, 패류, 해조류, 기타수산동물류를 양식

### Ⅶ-2. 원양어업(Distant water fishery)

- 원양산업발전법에 의한 원양어업 허가를 받아 해외수역을 조업구역으로 하는 어업

### Ⅶ-2. 내수면어업(Inland water fisheries)

- 하천, 호수, 저수지, 댐 등에서 어·패류 등을 포획·채취하는 어업을 하거나 인위적인 시설물을 설치하여 민물을 이용하여 어·패류 등을 기르는 어업

### Ⅶ-4. hPa(Hectopascal)

- 기상학에서 사용하는 기압의 단위. 기호는 hPa. 1hPa은 1mb와 같으며, 1Pa의 100배. 국제단위계에서는 면적 1m<sup>2</sup>에 1N의 힘을 받을 때의 압력의 단위로 Pa이 사용되지만, Pa은 크기가 너무 작아 일상에서 이용하기에는 매우 불편하므로 기상학에서는 그 100배인 hPa을 씀

### Ⅶ-6. 산성비(Acid rain)

- 황산화물이나 질소화물 등의 오염물질을 함유하여 Ph 5.6 이하일 때의 비로 호수·하천을 산성화시켜 어패류를 감소시키고, 토양을 변질시켜 나무뿌리를 상하게 하는 등 피해를 가져옴

#### VII-7. 오존(O<sub>3</sub>)

- 질소산화물(NO<sub>x</sub>)과 휘발성유기화합물(VOCs) 등이 자외선과 광화학 반응을 일으켜 생성된 PAN, 알데하이드, Acrolein 등의 광화학 옥시던트의 일종으로 2차 오염물질에 속함. 오존에 반복 노출 시 가슴의 통증, 기침, 메스꺼움, 목 자극, 소화불량 등의 증상을 유발시키며, 기관지염, 심장질환, 폐기종 및 천식을 악화시키고 폐활량을 감소시킬 수 있음. 또한 농작물과 식물에 직접적으로 영향을 미쳐 수확량이 감소되기도 하며 잎이 말라죽기도 함

#### VII-7. 이산화질소(NO<sub>2</sub>)

- 적갈색의 반응성이 큰 기체로서, 대기 중에서 일산화질소(NO)의 산화에 의해 발생함. 주요 배출원은 자동차와 파워 플랜트 등의 고온 연소공정과 화학물질 제조공정, 토양 중의 세균에 의한 자연적 생성 등이 있음. 고농도의 이산화질소에 인체가 노출되면 눈, 코 등의 점막에서 만성 기관지염, 폐렴, 폐출혈, 폐수종의 발병으로까지 발전할 수 있는 것으로 보고되고 있으며, 식물에 대한 피해로는 식물세포를 파괴하여 꽃식물의 잎에 갈색이나 흑갈색의 반점이 생기게 함

#### VII-8. 생물학적 산소요구량(Biochemical oxygen demand : BOD)

- 호기성 미생물이 일정 기간 동안 물 속에 있는 유기물을 분해할 때 사용하는 산소의 양으로서, 물의 오염된 정도를 표시하는 지표로 사용됨. 하천·호수·해역 등의 자연수역에 폐수가 방류되면 그중에 산화되기 쉬운 유기물질이 있어 수질이 오염되는데 이러한 유기물질은 수중의 호기성 세균에 의해 산화되며, 이에 소요되는 용존산소의 양을 mg/ℓ 또는 ppm으로 나타낸 것이 BOD임. 보통 호기성 미생물이 충분히 생육 가능한 상태에서 시료를 20℃에서 5일 동안 방치했을 때 소비되는 산소량을 말함

#### VII-8. 용존산소량(Dissolved oxygen : DO)

- 물 또는 용액 속에 녹아있는 분자상태의 산소를 말함. 물 속에서 생활하는 어패류·호기성 미생물은 용존산소를 호흡하며, 물속에 있는 유기물은 이것에 의해서 산화분해되기 때문에 용존산소의 부족은 단지 어패류의 사멸을 초래할 뿐만 아니라 유기물 등이 잔류하여 물의 악취를 가져오게 됨

#### VII-10. 화학적 산소요구량(Chemical oxygen demand : COD)

- 배수 중의 유기물을 산화시키는데 소비되는 산소요구량. BOD와 거의 같은 개념이고, 우리나라의 배수기준은 BOD·COD는 각각 30mg/ℓ 이하임





# 1. 가 Number of Breeding Farms & Households and Headcounts by Livestock Species

가 ( ) ,

Farms in households, animals in heads

|             | 1)                                   |                         | 1)                  |                       | 2)                  |                  | 3)                       |                  |
|-------------|--------------------------------------|-------------------------|---------------------|-----------------------|---------------------|------------------|--------------------------|------------------|
|             | Korean native cattle and beef cattle |                         | Dairy cattle        |                       | Pigs                |                  | Chickens                 |                  |
|             | Farms in households                  | Animals in heads        | Farms in households | Animals in heads      | Farms in households | Animals in heads | 가<br>Farms in households | Animals in heads |
| Total       |                                      |                         |                     |                       |                     |                  |                          |                  |
| 2020. 4/4   | 93,178                               | 3,395,186               | 6,106               | 409,790               | 6,078               | 11,078,032       | 2,845                    | 178,528,360      |
| 2021. 1/4   | 93,313                               | 3,373,344               | 6,100               | 406,013               | 6,179               | 11,146,824       | 2,725                    | 169,139,121      |
| 2/4         | 93,666                               | 3,567,616               | 6,107               | 399,680               | 6,133               | 11,150,373       | 3,092                    | 186,499,318      |
| 3/4         | 93,849                               | 3,623,123               | 6,133               | 399,745               | 6,084               | 11,464,603       | 2,760                    | 165,159,262      |
| 4/4         | 93,845                               | 3,589,459               | 6,105               | 400,798               | 5,942               | 11,216,566       | 2,842                    | 177,194,164      |
| 2022. 1/4   | 93,449                               | 3,557,721               | 6,087               | 396,723               | 5,951               | 11,169,120       | 2,786                    | 171,560,302      |
| 2/4         | 93,009                               | 3,734,065               | 5,991               | 387,996               | 5,894               | 11,166,333       | 3,096                    | 190,242,646      |
| 3/4         | 92,461                               | 3,752,401               | 5,957               | 389,726               | 5,835               | 11,326,038       | 2,820                    | 175,992,590      |
| 4/4         | 91,592                               | 3,726,547               | 5,888               | 389,860               | 5,695               | 11,123,872       | 2,694                    | 173,135,706      |
| 2023. 1/4   | 90,618                               | 3,632,050               | 5,810               | 384,873               | 5,822               | 11,110,726       | 2,729                    | 172,867,848      |
| 2/4         | 89,227                               | 3,748,740               | 5,713               | 382,642               | 5,813               | 11,108,296       | 3,077                    | 196,856,102      |
| 3/4         | 88,072                               | 3,752,515               | 5,653               | 386,480               | 5,721               | 11,398,338       | 2,840                    | 176,737,508      |
| 4/4         | 87,145                               | 3,648,093               | 5,553               | 386,983               | 5,634               | 11,089,026       | 2,815                    | 182,126,760      |
| 2024. 1/4   | 85,672                               | 3,526,882               | 5,519               | 382,441               | 5,698               | 10,993,960       | 2,795                    | 180,237,337      |
| 2/4         | 84,287                               | 3,615,351               | 5,473               | 378,356               | 5,667               | 11,060,749       | 3,110                    | 201,505,919      |
| 3/4         | 83,021 <sup>P)</sup>                 | 3,541,497 <sup>P)</sup> | 5,483 <sup>P)</sup> | 379,395 <sup>P)</sup> | 5,560               | 11,182,251       | 2,727                    | 176,860,124      |
| By Province |                                      |                         |                     |                       |                     |                  |                          |                  |
| Seoul       | 2                                    | 16                      | 1                   | 9                     | -                   | -                | -                        | -                |
| Busan       | 75                                   | 1,261                   | 4                   | 191                   | 13                  | 3,903            | 2                        | 25,000           |
| Daegu       | 769                                  | 25,223                  | 20                  | 906                   | 52                  | 117,106          | 10                       | 1,227,600        |
| Incheon     | 448                                  | 17,207                  | 67                  | 2,476                 | 27                  | 26,752           | 17                       | 705,787          |
| Gwangju     | 145                                  | 3,783                   | 7                   | 343                   | 11                  | 8,498            | 4                        | 90,000           |
| Daejeon     | 152                                  | 4,623                   | 1                   | 1                     | 1                   | 46               | -                        | -                |
| Ulsan       | 1,507                                | 38,246                  | 19                  | 684                   | 21                  | 34,795           | 10                       | 384,006          |
| Sejong      | 614                                  | 24,235                  | 60                  | 4,201                 | 48                  | 92,381           | 22                       | 2,403,340        |
| Gyeonggi    | 6,550                                | 298,510                 | 2,117               | 152,645               | 1,114               | 1,796,150        | 481                      | 33,271,954       |
| Gangwon     | 5,924                                | 247,711                 | 251                 | 18,070                | 236                 | 495,580          | 124                      | 6,815,686        |
| Chungbuk    | 5,236                                | 246,666                 | 284                 | 17,944                | 321                 | 625,352          | 212                      | 12,049,699       |
| Chungnam    | 10,563                               | 433,209                 | 906                 | 65,438                | 995                 | 2,305,455        | 508                      | 29,921,022       |
| Jeonbuk     | 8,805                                | 444,732                 | 418                 | 30,585                | 713                 | 1,366,088        | 509                      | 30,462,664       |
| Jeonnam     | 15,102                               | 629,078                 | 389                 | 27,567                | 495                 | 1,187,999        | 327                      | 22,909,228       |
| Gyeongbuk   | 17,346                               | 764,704                 | 562                 | 30,007                | 656                 | 1,293,331        | 305                      | 24,791,800       |
| Gyeongnam   | 9,177                                | 323,157                 | 336                 | 24,319                | 601                 | 1,304,419        | 144                      | 10,142,312       |
| Jeju        | 606                                  | 39,136                  | 41                  | 4,009                 | 255                 | 524,397          | 52                       | 1,660,026        |

: 1) 가  
2) 2017 가  
3) 3,000 가

Note: 1) Data on Korean native cattle & beef cattle and dairy cattle are collected from the cattle traceability system. According to the cattle traceability system, all farms and corporations should report all cattle stock.  
2) Since 2017, the population for pigs has followed the pig traceability system.  
3) As for chickens, households breeding more than 3,000 chickens are completely covered in the survey.

Source: Statistics Korea, Korea Institute for Animal Products Quality Evaluation.

## 2. Production by Fisheries

1)

In ton

|                | Total     | Coastal and offshore fisheries | Marine aquaculture | Distant water fishery | Inland water fisheries |
|----------------|-----------|--------------------------------|--------------------|-----------------------|------------------------|
| Total          |           |                                |                    |                       |                        |
| 2017           | 3,724,711 | 926,941                        | 2,315,775          | 445,726               | 36,270                 |
| 2018           | 3,770,057 | 1,011,536                      | 2,249,605          | 473,589               | 35,326                 |
| 2019           | 3,860,969 | 911,852                        | 2,410,040          | 503,795               | 35,282                 |
| 2020           | 3,712,873 | 933,880                        | 2,308,407          | 436,617               | 33,968                 |
| 2021           | 3,832,171 | 942,875                        | 2,401,120          | 445,505               | 42,672                 |
| 2022           | 3,610,461 | 888,694                        | 2,273,631          | 399,359               | 48,777                 |
| 2023 P)        | 3,678,417 | 955,955                        | 2,269,357          | 410,226               | 42,879                 |
| 2023. 11 P)    | 257,906   | 104,497                        | 115,005            | 35,249                | 3,155                  |
| 12             | 315,447   | 74,351                         | 203,745            | 34,774                | 2,577                  |
| 2024. 1        | 418,465   | 85,268                         | 282,509            | 48,305                | 2,383                  |
| 2              | 411,595   | 49,974                         | 318,915            | 40,646                | 2,061                  |
| 3              | 572,652   | 59,595                         | 453,851            | 56,529                | 2,676                  |
| 4              | 394,871   | 67,366                         | 283,423            | 40,861                | 3,221                  |
| 5              | 309,231   | 57,906                         | 210,983            | 36,308                | 4,033                  |
| 6              | 264,862   | 57,487                         | 162,565            | 41,244                | 3,567                  |
| 7              | 197,865   | 60,195                         | 90,397             | 43,298                | 3,974                  |
| 8              | 159,864   | 71,654                         | 47,430             | 36,582                | 4,198                  |
| 9              | 171,286   | 90,273                         | 33,100             | 43,498                | 4,415                  |
| By Province    |           |                                |                    |                       |                        |
| Seoul          | -         | -                              | -                  | -                     | -                      |
| Busan          | 26,689    | 26,603                         | -                  | -                     | 86                     |
| Daegu          | 23        | -                              | -                  | -                     | 23                     |
| Incheon        | 2,901     | 2,720                          | 140                | -                     | 41                     |
| Gwangju        | 0         | -                              | -                  | -                     | 0                      |
| Daejeon        | 5         | -                              | -                  | -                     | 5                      |
| Ulsan          | 478       | 447                            | 30                 | -                     | 0                      |
| Sejong         | 24        | -                              | -                  | -                     | 24                     |
| Gyeonggi       | 1,012     | 446                            | 88                 | -                     | 478                    |
| Gangwon        | 3,356     | 2,372                          | 866                | -                     | 118                    |
| Chungbuk       | 286       | -                              | -                  | -                     | 286                    |
| Chungnam       | 14,392    | 13,365                         | 780                | -                     | 246                    |
| Jeonbuk        | 4,876     | 2,373                          | 1,758              | -                     | 745                    |
| Jeonnam        | 36,538    | 14,141                         | 20,649             | -                     | 1,749                  |
| Gyeongbuk      | 7,871     | 7,550                          | 142                | -                     | 178                    |
| Gyeongnam      | 22,272    | 15,827                         | 6,010              | -                     | 435                    |
| Jeju           | 7,065     | 4,430                          | 2,635              | -                     | -                      |
| Distant waters | 43,498    | -                              | -                  | 43,498                | -                      |

: 1)  
:Note: 1) The figures for the latest year, month are preliminary.  
Source: Statistics Korea.

### 3. Weather Days

7.5 , 2.5 , 0.1 mm

"Clear days" refer to the days with average amount of clouds less than 2.5, "cloudy days" the days with average amount of clouds 7.5 or more, and "precipitation days" the days with total precipitation of 0.1 mm or more.

|                    | North Gangneung | Seoul | Incheon | Ulleungdo | Chupung-nyeong | Daegu | Jeonju | Ulsan | Gwangju | Busan | Mokpo | Jeju |
|--------------------|-----------------|-------|---------|-----------|----------------|-------|--------|-------|---------|-------|-------|------|
| Clear days         |                 |       |         |           |                |       |        |       |         |       |       |      |
| 2021               | 95              | 86    | 81      | 38        | 76             | 90    | 71     | 104   | 63      | 105   | 50    | 54   |
| 2022               | 123             | 110   | 102     | 48        | 77             | 103   | 81     | 108   | 75      | 112   | 68    | 47   |
| 2023               | 108             | 100   | 100     | 52        | -              | 106   | 80     | 115   | 83      | 109   | 66    | 56   |
| 2023.              |                 |       |         |           |                |       |        |       |         |       |       |      |
| 9                  | 5               | 5     | 5       | 1         | 5              | 3     | 4      | 2     | 4       | 2     | 4     | 4    |
| 10                 | 11              | 13    | 15      | 6         | 10             | 14    | 13     | 15    | 13      | 16    | 11    | 9    |
| 11                 | 17              | 13    | 11      | 6         | 13             | 18    | 7      | 18    | 7       | 16    | 5     | 6    |
| 12                 | 16              | 9     | 8       | 3         | 9              | 12    | 8      | 11    | 6       | 10    | 2     | 3    |
| 2024.              |                 |       |         |           |                |       |        |       |         |       |       |      |
| 1                  | 20              | 13    | 12      | 1         | 12             | 17    | 8      | 18    | 9       | 17    | 5     | 2    |
| 2                  | 8               | 7     | 9       | 3         | 5              | 6     | 6      | 6     | 5       | 7     | 5     | 4    |
| 3                  | 12              | 12    | 10      | 5         | 11             | 12    | 10     | 10    | 10      | 10    | 4     | 4    |
| 4                  | 8               | 7     | 6       | 8         | 6              | 5     | 5      | 5     | 5       | 6     | 5     | 5    |
| 5                  | 10              | 12    | 13      | 11        | 10             | 11    | 11     | 9     | 13      | 10    | 11    | 13   |
| 6                  | 9               | 9     | 9       | 5         | 7              | 5     | 7      | 3     | 4       | 3     | 2     | 2    |
| 7                  | 3               | 1     | 0       | 2         | 5              | 3     | 0      | 5     | 0       | 4     | 2     | 5    |
| 8                  | 8               | 4     | 8       | 8         | 9              | 7     | 7      | 10    | 6       | 9     | 9     | 10   |
| Cloudy days        |                 |       |         |           |                |       |        |       |         |       |       |      |
| 2021               | 98              | 85    | 88      | 128       | 85             | 104   | 105    | 103   | 117     | 97    | 113   | 148  |
| 2022               | 100             | 93    | 87      | 130       | 89             | 86    | 100    | 90    | 99      | 87    | 108   | 130  |
| 2023               | 93              | 85    | 84      | 117       | -              | 91    | 111    | 96    | 111     | 99    | 125   | 151  |
| 2023.              |                 |       |         |           |                |       |        |       |         |       |       |      |
| 9                  | 13              | 12    | 11      | 13        | 12             | 13    | 13     | 13    | 11      | 13    | 10    | 10   |
| 10                 | 4               | 5     | 3       | 4         | 3              | 3     | 5      | 5     | 5       | 5     | 7     | 7    |
| 11                 | 4               | 6     | 7       | 10        | 3              | 3     | 8      | 2     | 5       | 3     | 11    | 14   |
| 12                 | 7               | 5     | 5       | 15        | 5              | 6     | 12     | 4     | 14      | 5     | 16    | 17   |
| 2024.              |                 |       |         |           |                |       |        |       |         |       |       |      |
| 1                  | 7               | 5     | 5       | 12        | 6              | 5     | 11     | 5     | 9       | 6     | 11    | 19   |
| 2                  | 17              | 11    | 14      | 14        | 13             | 13    | 14     | 14    | 14      | 13    | 16    | 19   |
| 3                  | 7               | 4     | 4       | 5         | 6              | 7     | 6      | 6     | 6       | 10    | 7     | 9    |
| 4                  | 7               | 8     | 7       | 10        | 8              | 12    | 10     | 11    | 10      | 11    | 12    | 15   |
| 5                  | 7               | 7     | 10      | 8         | 7              | 7     | 6      | 6     | 7       | 10    | 8     | 10   |
| 6                  | 6               | 4     | 4       | 6         | 11             | 10    | 10     | 11    | 10      | 14    | 13    | 17   |
| 7                  | 19              | 22    | 21      | 12        | 14             | 14    | 16     | 14    | 18      | 14    | 18    | 14   |
| 8                  | 6               | 4     | 2       | 4         | 5              | 4     | 3      | 5     | 2       | 5     | 1     | 2    |
| Precipitation days |                 |       |         |           |                |       |        |       |         |       |       |      |
| 2021               | 112             | 117   | 104     | 150       | 128            | 104   | 132    | 113   | 122     | 101   | 124   | 126  |
| 2022               | 100             | 104   | 90      | 132       | 94             | 72    | 108    | 75    | 89      | 71    | 100   | 95   |
| 2023               | 100             | 109   | 94      | 141       | 111            | 97    | 116    | 99    | 116     | 106   | 115   | 140  |
| 2023.              |                 |       |         |           |                |       |        |       |         |       |       |      |
| 9                  | 14              | 11    | 10      | 16        | 13             | 11    | 11     | 15    | 12      | 12    | 10    | 14   |
| 10                 | 5               | 5     | 6       | 10        | 5              | 5     | 5      | 4     | 7       | 4     | 6     | 5    |
| 11                 | 4               | 7     | 6       | 14        | 10             | 8     | 10     | 4     | 10      | 5     | 9     | 8    |
| 12                 | 9               | 12    | 11      | 19        | 11             | 9     | 12     | 6     | 12      | 6     | 13    | 16   |
| 2024.              |                 |       |         |           |                |       |        |       |         |       |       |      |
| 1                  | 5               | 9     | 7       | 19        | 10             | 8     | 11     | 10    | 11      | 7     | 11    | 14   |
| 2                  | 14              | 11    | 10      | 14        | 15             | 13    | 15     | 13    | 14      | 14    | 16    | 17   |
| 3                  | 10              | 10    | 5       | 16        | 8              | 9     | 8      | 13    | 8       | 9     | 10    | 10   |
| 4                  | 7               | 4     | 5       | 8         | 9              | 9     | 11     | 9     | 10      | 7     | 11    | 14   |
| 5                  | 7               | 8     | 6       | 8         | 11             | 10    | 11     | 9     | 10      | 10    | 10    | 8    |
| 6                  | 9               | 7     | 8       | 8         | 6              | 8     | 6      | 7     | 5       | 10    | 9     | 11   |
| 7                  | 17              | 22    | 21      | 12        | 20             | 17    | 17     | 9     | 19      | 16    | 18    | 10   |
| 8                  | 10              | 11    | 10      | 7         | 6              | 8     | 11     | 9     | 12      | 9     | 10    | 6    |

Source: Korea Meteorological Administration.

4.

3 , 6 , 9 , 12 , 15 , 18 , 21 , 24 8

|       | Gangneung                          | Seoul   | Incheon | Ulleungdo | Chupung-nyeong | Daegu   | Jeonju  | Ulsan   | Gwangju | Busan   | Mokpo   | Jeju    |
|-------|------------------------------------|---------|---------|-----------|----------------|---------|---------|---------|---------|---------|---------|---------|
|       | (hPa) Mean air pressure(sea level) |         |         |           |                |         |         |         |         |         |         |         |
| 2017  | 1,015.3                            | 1,016.6 | 1,016.6 | 1,015.1   | 1,016.6        | 1,016.0 | 1,016.9 | 1,015.7 | 1,017.0 | 1,015.9 | 1,017.2 | 1,017.0 |
| 2018  | 1,016.0                            | 1,016.9 | 1,016.8 | 1,015.7   | 1,016.9        | 1,016.6 | 1,016.9 | 1,016.2 | 1,016.9 | 1,016.2 | 1,017.0 | 1,016.7 |
| 2019  | 1,015.5                            | 1,016.3 | 1,016.4 | 1,015.3   | 1,016.7        | 1,016.1 | 1,016.5 | 1,015.7 | 1,016.6 | 1,015.7 | 1,016.6 | 1,016.5 |
| 2020  | 1,015.5                            | 1,016.5 | 1,016.5 | 1,015.2   | 1,016.3        | 1,016.4 | 1,016.7 | 1,015.9 | 1,016.9 | 1,015.6 | 1,016.8 | 1,016.9 |
| 2021  | 1,015.8                            | 1,016.3 | 1,016.3 | 1,015.1   | 1,016.4        | 1,016.5 | 1,016.4 | 1,015.9 | 1,016.5 | 1,015.3 | 1,016.7 | 1,016.6 |
| 2022  | 1,015.6                            | 1,016.3 | 1,016.5 | 1,014.9   | 1,016.6        | 1,016.5 | 1,016.8 | 1,015.9 | 1,016.8 | 1,015.4 | 1,016.9 | 1,017.0 |
| 2023  | 1,015.6                            | 1,015.8 | 1,016.3 | 1,014.9   | 1,016.5        | 1,016.3 | 1,016.6 | 1,015.6 | 1,016.7 | 1,015.5 | 1,016.7 | 1,016.5 |
| 2023. | 5                                  | 1,013.0 | 1,012.4 | 1,012.9   | 1,013.0        | 1,013.1 | 1,013.4 | 1,013.0 | 1,013.2 | 1,013.2 | 1,012.9 | 1,013.2 |
|       | 6                                  | 1,006.7 | 1,006.2 | 1,006.8   | 1,006.4        | 1,006.9 | 1,007.1 | 1,007.3 | 1,007.0 | 1,007.6 | 1,007.7 | 1,008.0 |
| 7     | 7                                  | 1,006.9 | 1,006.6 | 1,007.0   | 1,007.4        | 1,008.2 | 1,008.2 | 1,007.7 | 1,008.1 | 1,008.1 | 1,008.9 | 1,008.0 |
|       | 8                                  | 1,006.5 | 1,004.8 | 1,005.2   | 1,005.7        | 1,005.3 | 1,005.5 | 1,005.3 | 1,005.5 | 1,005.4 | 1,005.4 | 1,004.8 |
| 8     | 9                                  | 1,014.0 | 1,012.3 | 1,012.8   | 1,012.6        | 1,013.0 | 1,013.0 | 1,012.4 | 1,012.6 | 1,012.6 | 1,012.2 | 1,012.5 |
|       | 10                                 | 1,017.8 | 1,018.1 | 1,018.6   | 1,016.6        | 1,019.0 | 1,018.6 | 1,019.1 | 1,017.7 | 1,019.2 | 1,017.5 | 1,019.2 |
| 11    | 11                                 | 1,018.8 | 1,021.1 | 1,021.6   | 1,017.3        | 1,021.7 | 1,021.1 | 1,022.2 | 1,019.8 | 1,022.2 | 1,019.9 | 1,022.2 |
|       | 12                                 | 1,023.3 | 1,024.3 | 1,024.7   | 1,022.7        | 1,025.0 | 1,024.4 | 1,024.8 | 1,023.1 | 1,024.9 | 1,023.0 | 1,024.8 |
| 2024. | 1                                  | 1,023.4 | 1,025.0 | 1,025.6   | 1,022.0        | 1,025.3 | 1,024.4 | 1,025.4 | 1,023.1 | 1,025.3 | 1,022.8 | 1,025.3 |
|       | 2                                  | 1,025.4 | 1,023.8 | 1,024.3   | 1,024.3        | 1,024.8 | 1,024.4 | 1,023.9 | 1,023.7 | 1,023.8 | 1,022.9 | 1,023.7 |
| 3     | 3                                  | 1,017.6 | 1,018.0 | 1,018.4   | 1,017.0        | 1,018.5 | 1,018.0 | 1,018.8 | 1,017.3 | 1,018.9 | 1,017.1 | 1,019.0 |
|       | 4                                  | 1,014.3 | 1,013.6 | 1,013.8   | 1,014.3        | 1,013.8 | 1,013.9 | 1,013.6 | 1,013.7 | 1,013.6 | 1,013.3 | 1,013.8 |
| 5     | 5                                  | 1,012.0 | 1,012.8 | 1,013.1   | 1,012.4        | 1,013.1 | 1,013.0 | 1,013.5 | 1,012.7 | 1,013.7 | 1,012.7 | 1,013.9 |
|       | 6                                  | 1,006.9 | 1,007.0 | 1,007.6   | 1,007.6        | 1,007.5 | 1,007.6 | 1,008.1 | 1,007.5 | 1,008.3 | 1,007.6 | 1,008.5 |
| 7     | 7                                  | 1,005.5 | 1,005.7 | 1,006.1   | 1,006.4        | 1,006.9 | 1,007.1 | 1,007.0 | 1,007.0 | 1,007.6 | 1,007.5 | 1,007.5 |
|       | 8                                  | 1,007.6 | 1,006.3 | 1,006.9   | 1,007.9        | 1,007.1 | 1,007.1 | 1,007.0 | 1,006.9 | 1,007.2 | 1,006.3 | 1,007.2 |
|       | ( ) Mean air temperature           |         |         |           |                |         |         |         |         |         |         |         |
| 2017  | 13.9                               | 13.0    | 12.5    | 13.1      | 11.9           | 14.4    | 13.6    | 14.5    | 14.6    | 15.2    | 14.3    | 16.8    |
| 2018  | 13.7                               | 12.9    | 12.5    | 13.0      | 11.9           | 14.1    | 13.9    | 14.3    | 14.6    | 15.1    | 14.4    | 16.6    |
| 2019  | 14.7                               | 13.5    | 13.2    | 13.7      | 12.4           | 14.8    | 14.2    | 14.9    | 14.7    | 15.7    | 14.3    | 16.8    |
| 2020  | 14.3                               | 13.2    | 12.8    | 13.4      | 12.0           | 14.5    | 14.0    | 14.6    | 14.5    | 15.2    | 14.0    | 16.7    |
| 2021  | 14.6                               | 13.7    | 13.4    | 13.5      | 12.3           | 14.6    | 14.6    | 14.9    | 15.1    | 15.7    | 15.1    | 17.5    |
| 2022  | 14.7                               | 13.2    | 12.5    | 13.6      | 12.0           | 14.7    | 14.0    | 14.7    | 14.8    | 15.4    | 14.3    | 17.0    |
| 2023  | 15.5                               | 14.1    | 13.4    | 14.6      | 12.8           | 15.1    | 14.8    | 15.0    | 15.3    | 16.0    | 14.9    | 17.5    |
| 2023. | 5                                  | 20.3    | 19.5    | 18.0      | 17.1           | 17.3    | 19.3    | 19.4    | 17.8    | 19.4    | 17.9    | 18.2    |
|       | 6                                  | 23.2    | 23.4    | 21.8      | 21.8           | 21.8    | 24.0    | 23.3    | 22.3    | 23.4    | 22.5    | 23.4    |
| 7     | 7                                  | 27.5    | 26.7    | 25.7      | 24.9           | 24.6    | 26.7    | 26.5    | 25.8    | 26.3    | 25.5    | 28.1    |
|       | 8                                  | 26.2    | 27.2    | 26.6      | 26.8           | 25.6    | 27.5    | 27.5    | 26.5    | 27.3    | 27.8    | 27.3    |
| 9     | 9                                  | 22.4    | 23.7    | 23.5      | 22.3           | 21.3    | 23.5    | 23.7    | 22.9    | 23.8    | 24.5    | 25.5    |
|       | 10                                 | 17.0    | 15.8    | 16.3      | 16.8           | 13.5    | 15.9    | 16.1    | 16.4    | 16.6    | 18.3    | 17.3    |
| 11    | 11                                 | 10.5    | 6.8     | 6.9       | 11.2           | 6.5     | 9.2     | 9.0     | 10.4    | 9.9     | 11.8    | 10.6    |
|       | 12                                 | 3.6     | 1.1     | 1.2       | 5.3            | 1.0     | 3.5     | 4.1     | 4.9     | 4.8     | 6.4     | 5.2     |
| 2024. | 1                                  | 2.2     | -0.5    | -0.6      | 3.3            | -0.2    | 2.3     | 2.2     | 3.4     | 3.0     | 5.1     | 3.3     |
|       | 2                                  | 3.6     | 3.8     | 3.3       | 4.1            | 2.9     | 5.4     | 5.6     | 6.0     | 6.1     | 7.4     | 5.9     |
| 3     | 3                                  | 7.0     | 7.0     | 6.3       | 6.7            | 6.3     | 8.5     | 7.9     | 8.6     | 8.2     | 9.6     | 7.8     |
|       | 4                                  | 15.8    | 16.3    | 14.6      | 13.8           | 14.7    | 16.3    | 16.2    | 14.9    | 16.6    | 15.9    | 14.7    |
| 5     | 5                                  | 19.5    | 18.5    | 16.9      | 16.5           | 17.0    | 19.4    | 18.8    | 17.9    | 19.2    | 18.6    | 17.9    |
|       | 6                                  | 24.3    | 24.6    | 22.7      | 21.7           | 22.2    | 24.6    | 23.8    | 22.6    | 23.8    | 22.6    | 23.1    |
| 7     | 7                                  | 27.9    | 26.6    | 25.7      | 25.5           | 25.3    | 27.8    | 27.4    | 26.9    | 26.9    | 26.0    | 26.7    |
|       | 8                                  | 28.7    | 29.3    | 28.8      | 27.1           | 26.8    | 29.1    | 29.1    | 28.0    | 28.5    | 29.1    | 28.4    |

### 4. Meteorological Observation

Mean air pressure, mean air temperature and mean relative humidity are arithmetic means of the figures derived from 8 observations at 3,6,9,12,15,18,21 and 24 o'clock a day.

| Gangneung              | Seoul   | Incheon | Ulleungdo | Chupung-nyeong | Daegu   | Jeonju  | Ulsan   | Gwangju | Busan   | Mokpo   | Jeju    |         |
|------------------------|---------|---------|-----------|----------------|---------|---------|---------|---------|---------|---------|---------|---------|
| (%)                    |         |         |           |                |         |         |         |         |         |         |         |         |
| Mean relative humidity |         |         |           |                |         |         |         |         |         |         |         |         |
| 52                     | 58      | 66      | 65        | 63             | 58      | 70      | 64      | 69      | 60      | 81      | 68      | 2017    |
| 56                     | 58      | 65      | 67        | 64             | 59      | 74      | 66      | 71      | 63      | 76      | 71      | 2018    |
| 57                     | 57      | 65      | 68        | 63             | 61      | 74      | 66      | 69      | 63      | 72      | 70      | 2019    |
| 61                     | 63      | 67      | 73        | 65             | 63      | 69      | 67      | 71      | 64      | 74      | 69      | 2020    |
| 62                     | 66      | 62      | 76        | 67             | 65      | 68      | 68      | 73      | 65      | 74      | 71      | 2021    |
| 59                     | 64      | 66      | 74        | 63             | 64      | 66      | 61      | 69      | 64      | 72      | 71      | 2022    |
| 60                     | 67      | 69      | 75        | 67             | 63      | 68      | 64      | 74      | 63      | 75      | 69      | 2023    |
| 59                     | 63      | 67      | 71        | 66             | 63      | 65      | 69      | 74      | 73      | 76      | 77      | 5. 2023 |
| 66                     | 73      | 77      | 79        | 72             | 66      | 70      | 74      | 80      | 72      | 81      | 76      | 6       |
| 72                     | 81      | 84      | 86        | 85             | 78      | 81      | 80      | 94      | 81      | 88      | 75      | 7       |
| 80                     | 76      | 80      | 90        | 81             | 76      | 77      | 80      | 90      | 73      | 81      | 73      | 8       |
| 80                     | 74      | 75      | 86        | 82             | 77      | 78      | 80      | 88      | 71      | 81      | 71      | 9       |
| 59                     | 67      | 65      | 66        | 70             | 66      | 69      | 62      | 76      | 52      | 71      | 60      | 10      |
| 48                     | 65      | 66      | 69        | 63             | 57      | 68      | 53      | 75      | 49      | 71      | 60      | 11      |
| 56                     | 69      | 69      | 73        | 69             | 62      | 73      | 56      | 83      | 52      | 78      | 66      | 12      |
| 54                     | 67      | 67      | 74        | 65             | 58      | 70      | 55      | 75      | 53      | 75      | 64      | 1. 2024 |
| 75                     | 73      | 74      | 79        | 73             | 71      | 75      | 71      | 83      | 68      | 81      | 71      | 2       |
| 58                     | 57      | 62      | 69        | 57             | 55      | 64      | 56      | 71      | 57      | 73      | 62      | 3       |
| 60                     | 56      | 64      | 76        | 63             | 62      | 69      | 69      | 76      | 68      | 79      | 71      | 4       |
| 56                     | 63      | 73      | 72        | 65             | 57      | 66      | 64      | 73      | 65      | 75      | 63      | 5       |
| 65                     | 61      | 71      | 81        | 66             | 61      | 66      | 71      | 77      | 74      | 79      | 73      | 6       |
| 72                     | 81      | 87      | 89        | 83             | 75      | 78      | 78      | 87      | 86      | 88      | 73      | 7       |
| 73                     | 73      | 78      | 87        | 78             | 70      | 77      | 76      | 76      | 75      | 83      | 72      | 8       |
| (mm)                   |         |         |           |                |         |         |         |         |         |         |         |         |
| Precipitation          |         |         |           |                |         |         |         |         |         |         |         |         |
| 1,081.9                | 1,233.2 | 1,028.9 | 1,181.7   | 921.8          | 663.7   | 947.8   | 671.4   | 936.6   | 1,014.4 | 722.5   | 773.3   | 2017    |
| 1,599.4                | 1,284.1 | 1,134.4 | 1,586.4   | 1,304.2        | 1,297.6 | 1,332.5 | 1,416.1 | 1,427.9 | 1,778.6 | 1,363.3 | 1,769.5 | 2018    |
| 1,670.5                | 891.3   | 919.5   | 1,367.4   | 1,164.1        | 995.7   | 968.9   | 1,450.1 | 1,085.9 | 1,623.2 | 1,248.4 | 1,979.9 | 2019    |
| 1,812.9                | 1,651.1 | 1,311.9 | 1,462.0   | 1,554.0        | 1,244.9 | 1,780.8 | 1,557.9 | 2,027.0 | 2,281.6 | 1,427.7 | 1,389.5 | 2020    |
| 1,316.4                | 1,186.5 | 1,071.8 | 1,533.0   | 1,129.1        | 910.0   | 1,496.6 | 1,337.0 | 1,303.8 | 1,807.8 | 1,101.0 | 1,627.7 | 2021    |
| 1,465.5                | 1,775.3 | 1,620.5 | 1,211.4   | 928.6          | 581.0   | 1,071.5 | 926.1   | 769.9   | 991.9   | 739.9   | 1,075.8 | 2022    |
| 1,568.3                | 1,598.8 | 1,331.4 | 1,527.4   | 1,551.5        | 1,321.8 | 1,986.6 | 1,642.9 | 2,116.1 | 2,191.4 | 1,577.9 | 1,444.9 | 2023    |
| 91.1                   | 155.6   | 133.8   | 152.6     | 144.8          | 200.0   | 240.7   | 195.2   | 190.1   | 290.7   | 158.1   | 269.3   | 5. 2023 |
| 160.0                  | 195.6   | 116.2   | 125.3     | 254.9          | 178.7   | 169.9   | 141.4   | 441.2   | 153.9   | 168.8   | 213.0   | 6       |
| 104.7                  | 459.9   | 370.8   | 222.5     | 390.3          | 298.7   | 735.0   | 266.9   | 684.6   | 701.7   | 629.2   | 273.2   | 7       |
| 520.8                  | 298.1   | 297.5   | 41.1      | 288.0          | 312.8   | 274.8   | 403.3   | 341.2   | 299.9   | 152.9   | 182.5   | 8       |
| 236.8                  | 134.5   | 129.2   | 292.0     | 199.8          | 123.6   | 203.4   | 276.7   | 152.5   | 322.7   | 146.7   | 84.5    | 9       |
| 26.1                   | 31.0    | 16.8    | 49.1      | 12.2           | 5.7     | 18.2    | 4.3     | 11.5    | 4.2     | 7.1     | 36.0    | 10      |
| 41.0                   | 81.9    | 63.1    | 115.5     | 36.6           | 31.6    | 92.2    | 33.1    | 71.9    | 28.5    | 75.7    | 69.1    | 11      |
| 229.2                  | 85.9    | 75.9    | 183.8     | 117.1          | 89.9    | 144.0   | 126.7   | 80.2    | 102.8   | 66.0    | 73.9    | 12      |
| 46.8                   | 18.9    | 16.3    | 135.7     | 42.5           | 21.4    | 54.6    | 42.3    | 31.1    | 40.6    | 55.9    | 93.4    | 1. 2024 |
| 175.3                  | 74.7    | 63.8    | 95.7      | 100.0          | 56.8    | 113.4   | 105.4   | 111.3   | 137.1   | 108.5   | 205.4   | 2       |
| 66.0                   | 29.9    | 19.2    | 89.9      | 65.6           | 70.9    | 79.6    | 80.2    | 79.5    | 102.0   | 73.3    | 98.1    | 3       |
| 41.9                   | 33.2    | 35.3    | 45.2      | 49.3           | 60.6    | 53.4    | 99.1    | 79.6    | 166.8   | 81.7    | 80.2    | 4       |
| 76.8                   | 125.1   | 122.6   | 84.3      | 78.5           | 59.8    | 113.7   | 69.3    | 102.0   | 148.4   | 101.6   | 42.9    | 5       |
| 93.8                   | 115.9   | 101.8   | 86.9      | 95.4           | 98.3    | 101.9   | 124.6   | 149.1   | 173.7   | 143.3   | 271.8   | 6       |
| 115.7                  | 557.3   | 342.9   | 208.2     | 443.6          | 372.2   | 398.3   | 209.2   | 250.4   | 362.4   | 197.8   | 156.0   | 7       |
| 87.2                   | 72.8    | 86.7    | 33.7      | 20.6           | 118.3   | 129.1   | 89.1    | 132.1   | 86.5    | 186.7   | 47.0    | 8       |

Source: Korea Meteorological Administration.

4. ( )

|       | Suwon                              | Sokcho  | Chuncheon | Cheongju | Daejeon | Seosan  | Gunsan  | Yeosu   | Pohang  | Tongyeong | Seogwipo | Ulsan   |
|-------|------------------------------------|---------|-----------|----------|---------|---------|---------|---------|---------|-----------|----------|---------|
|       | (hPa) Mean air pressure(sea level) |         |           |          |         |         |         |         |         |           |          |         |
| 2017  | 1,016.9                            | 1,015.1 | 1,016.7   | 1,016.6  | 1,017.1 | 1,017.5 | 1,017.0 | 1,016.2 | 1,015.9 | 1,016.3   | 1,015.9  | 1,015.6 |
| 2018  | 1,017.2                            | 1,015.8 | 1,017.2   | 1,016.8  | 1,017.2 | 1,017.5 | 1,017.0 | 1,016.3 | 1,016.5 | 1,016.6   | 1,015.6  | 1,016.2 |
| 2019  | 1,016.7                            | 1,015.2 | 1,016.6   | 1,016.5  | 1,016.9 | 1,016.8 | 1,016.7 | 1,015.8 | 1,016.1 | 1,016.1   | 1,015.5  | 1,015.6 |
| 2020  | 1,016.9                            | 1,015.3 | 1,016.6   | 1,016.8  | 1,017.1 | 1,016.9 | 1,016.9 | 1,016.2 | 1,016.3 | 1,016.4   | 1,016.2  | 1,015.7 |
| 2021  | 1,016.8                            | 1,015.5 | 1,016.7   | 1,016.8  | 1,017.0 | 1,016.7 | 1,017.2 | 1,016.3 | 1,016.5 | 1,016.3   | 1,016.0  | 1,015.9 |
| 2022  | 1,017.1                            | 1,015.4 | 1,016.9   | 1,016.5  | 1,017.0 | 1,016.9 | 1,017.6 | 1,016.3 | 1,016.4 | 1,016.4   | 1,016.2  | 1,015.7 |
| 2023  | 1,016.6                            | 1,015.4 | 1,016.4   | 1,016.2  | 1,016.6 | 1,016.6 | 1,017.3 | 1,016.3 | 1,015.9 | 1,016.3   | 1,016.4  | 1,015.7 |
| 2023. |                                    |         |           |          |         |         |         |         |         |           |          |         |
| 5     | 1,013.1                            | 1,013.0 | 1,013.1   | 1,012.7  | 1,013.1 | 1,013.1 | 1,013.8 | 1,013.6 | 1,013.7 | 1,013.8   | 1,013.6  | 1,013.4 |
| 6     | 1,007.0                            | 1,006.5 | 1,006.6   | 1,006.6  | 1,007.0 | 1,007.3 | 1,008.1 | 1,007.8 | 1,007.3 | 1,007.9   | 1,008.5  | 1,007.0 |
| 7     | 1,007.4                            | 1,006.6 | 1,007.2   | 1,007.1  | 1,007.7 | 1,007.4 | 1,008.3 | 1,008.9 | 1,008.1 | 1,009.1   | 1,009.2  | 1,007.6 |
| 8     | 1,005.5                            | 1,006.5 | 1,005.7   | 1,004.9  | 1,005.4 | 1,005.5 | 1,006.1 | 1,005.4 | 1,005.8 | 1,005.4   | 1,005.3  | 1,006.3 |
| 9     | 1,013.1                            | 1,013.9 | 1,013.5   | 1,012.6  | 1,012.9 | 1,012.9 | 1,013.4 | 1,012.4 | 1,012.9 | 1,012.5   | 1,012.3  | 1,013.6 |
| 10    | 1,019.0                            | 1,017.5 | 1,019.1   | 1,018.7  | 1,019.1 | 1,019.1 | 1,019.8 | 1,018.5 | 1,017.8 | 1,018.3   | 1,018.6  | 1,017.9 |
| 11    | 1,022.0                            | 1,018.6 | 1,021.4   | 1,021.7  | 1,022.1 | 1,022.0 | 1,022.9 | 1,021.3 | 1,019.8 | 1,021.0   | 1,021.7  | 1,019.1 |
| 12    | 1,025.0                            | 1,023.0 | 1,025.2   | 1,024.8  | 1,025.0 | 1,024.8 | 1,025.5 | 1,024.2 | 1,023.2 | 1,024.0   | 1,024.2  | 1,022.9 |
| 2024. |                                    |         |           |          |         |         |         |         |         |           |          |         |
| 1     | 1,025.8                            | 1,023.4 | 1,025.6   | 1,025.6  | 1,025.6 | 1,025.8 | 1,026.3 | 1,024.1 | 1,023.2 | 1,023.8   | 1,024.1  | 1,023.2 |
| 2     | 1,024.6                            | 1,025.3 | 1,025.0   | 1,024.2  | 1,024.3 | 1,024.3 | 1,024.7 | 1,023.4 | 1,024.0 | 1,023.5   | 1,022.5  | 1,024.8 |
| 3     | 1,018.6                            | 1,017.3 | 1,018.1   | 1,018.4  | 1,018.7 | 1,018.9 | 1,019.7 | 1,018.2 | 1,017.4 | 1,018.1   | 1,018.6  | 1,017.6 |
| 4     | 1,013.9                            | 1,014.1 | 1,013.8   | 1,013.4  | 1,013.8 | 1,013.9 | 1,014.6 | 1,013.9 | 1,013.8 | 1,014.0   | 1,013.6  | 1,014.4 |
| 5     | 1,013.3                            | 1,011.8 | 1,012.7   | 1,012.9  | 1,013.3 | 1,013.6 | 1,014.4 | 1,013.6 | 1,012.5 | 1,013.5   | 1,013.9  | 1,012.5 |
| 6     | 1,007.7                            | 1,006.9 | 1,007.0   | 1,007.3  | 1,007.9 | 1,008.1 | 1,008.9 | 1,008.5 | 1,007.1 | 1,008.4   | 1,008.8  | 1,007.6 |
| 7     | 1,006.4                            | 1,005.1 | 1,006.1   | 1,006.3  | 1,006.9 | 1,006.5 | 1,007.7 | 1,008.3 | 1,006.3 | 1,008.4   | 1,008.8  | 1,006.4 |
| 8     | 1,007.0                            | 1,007.7 | 1,007.0   | 1,006.6  | 1,007.2 | 1,007.1 | 1,007.8 | 1,007.2 | 1,006.7 | 1,006.9   | 1,007.0  | 1,008.0 |
|       | ( ) Mean air temperature           |         |           |          |         |         |         |         |         |           |          |         |
| 2017  | 12.6                               | 13.1    | 11.7      | 13.4     | 13.4    | 12.2    | 13.1    | 15.0    | 15.0    | 14.9      | 17.0     | 13.2    |
| 2018  | 12.7                               | 12.6    | 11.6      | 13.5     | 13.5    | 12.2    | 13.2    | 14.9    | 14.8    | 14.8      | 16.7     | 13.0    |
| 2019  | 13.2                               | 13.8    | 12.3      | 14.2     | 14.0    | 12.7    | 13.5    | 15.4    | 15.5    | 15.3      | 17.3     | 13.9    |
| 2020  | 12.9                               | 13.3    | 12.2      | 13.9     | 13.7    | 12.6    | 13.4    | 15.1    | 15.1    | 15.0      | 16.8     | 13.4    |
| 2021  | 13.4                               | 13.2    | 12.4      | 14.4     | 14.3    | 13.2    | 13.9    | 15.7    | 15.2    | 15.6      | 17.5     | 13.5    |
| 2022  | 12.8                               | 12.9    | 11.9      | 13.9     | 13.5    | 12.3    | 13.2    | 15.1    | 15.1    | 15.1      | 17.2     | 13.3    |
| 2023  | 13.3                               | 13.6    | 12.4      | 14.8     | 14.0    | 13.3    | 13.9    | 15.5    | 15.7    | 15.5      | 17.7     | 14.1    |
| 2023. |                                    |         |           |          |         |         |         |         |         |           |          |         |
| 5     | 18.3                               | 17.0    | 18.0      | 20.0     | 19.0    | 17.9    | 18.2    | 17.9    | 19.0    | 17.5      | 18.8     | 16.9    |
| 6     | 22.4                               | 21.9    | 22.5      | 24.4     | 23.6    | 22.1    | 22.2    | 22.2    | 23.2    | 22.0      | 22.6     | 21.2    |
| 7     | 25.9                               | 25.8    | 25.9      | 27.1     | 25.8    | 25.8    | 25.8    | 25.0    | 26.6    | 24.9      | 26.2     | 24.2    |
| 8     | 26.7                               | 24.7    | 26.0      | 28.0     | 27.0    | 26.6    | 26.9    | 27.5    | 27.0    | 27.4      | 28.0     | 25.4    |
| 9     | 23.1                               | 21.7    | 21.9      | 24.0     | 22.8    | 22.8    | 23.2    | 24.7    | 23.8    | 24.2      | 25.8     | 22.3    |
| 10    | 14.9                               | 16.4    | 12.9      | 16.1     | 15.0    | 15.0    | 15.7    | 18.0    | 17.3    | 17.5      | 19.9     | 15.6    |
| 11    | 6.7                                | 8.8     | 5.2       | 8.3      | 7.6     | 7.6     | 8.6     | 10.9    | 10.9    | 11.2      | 14.5     | 10.0    |
| 12    | 1.1                                | 2.3     | -0.8      | 2.5      | 2.2     | 2.1     | 3.2     | 5.7     | 5.0     | 6.0       | 9.9      | 3.9     |
| 2024. |                                    |         |           |          |         |         |         |         |         |           |          |         |
| 1     | -0.6                               | 0.6     | -2.1      | 0.6      | 0.3     | 0.0     | 1.2     | 4.2     | 3.8     | 4.4       | 8.5      | 2.4     |
| 2     | 3.4                                | 1.9     | 2.1       | 4.6      | 4.3     | 3.1     | 4.4     | 6.6     | 6.3     | 6.9       | 10.3     | 4.3     |
| 3     | 6.5                                | 5.7     | 5.5       | 7.9      | 7.2     | 6.0     | 6.7     | 9.0     | 8.7     | 9.2       | 11.1     | 6.9     |
| 4     | 15.0                               | 13.9    | 15.0      | 17.0     | 16.1    | 14.4    | 14.2    | 15.4    | 15.8    | 15.0      | 16.8     | 13.9    |
| 5     | 17.2                               | 17.8    | 17.4      | 19.4     | 18.5    | 16.8    | 17.2    | 18.5    | 19.1    | 18.2      | 19.3     | 17.0    |
| 6     | 22.9                               | 22.3    | 23.5      | 24.9     | 24.0    | 22.7    | 22.5    | 22.4    | 23.7    | 21.8      | 22.6     | 21.2    |
| 7     | 26.1                               | 26.8    | 25.8      | 27.6     | 26.6    | 26.0    | 26.8    | 25.8    | 27.6    | 25.4      | 27.3     | 25.7    |
| 8     | 28.4                               | 27.6    | 28.0      | 29.8     | 28.7    | 28.2    | 28.6    | 28.9    | 28.3    | 28.6      | 29.8     | 27.1    |

### 4. Meteorological Observation (Cont'd)

| Suwon                  | Sokcho  | Chuncheon | Cheongju | Daejeon | Seosan  | Gunsan  | Yeosu   | Pohang  | Tongyeong | Seogwipo | Uljin   |         |
|------------------------|---------|-----------|----------|---------|---------|---------|---------|---------|-----------|----------|---------|---------|
| (%)                    |         |           |          |         |         |         |         |         |           |          |         |         |
| Mean relative humidity |         |           |          |         |         |         |         |         |           |          |         |         |
| 67                     | 62      | 70        | 58       | 68      | 78      | 76      | 63      | 60      | 69        | 72       | 64      | 2017    |
| 67                     | 62      | 69        | 60       | 69      | 73      | 75      | 68      | 64      | 70        | 79       | 66      | 2018    |
| 70                     | 61      | 68        | 61       | 69      | 72      | 75      | 68      | 64      | 69        | 78       | 66      | 2019    |
| 76                     | 62      | 69        | 63       | 71      | 73      | 75      | 68      | 63      | 73        | 79       | 67      | 2020    |
| 72                     | 65      | 70        | 63       | 72      | 74      | 75      | 67      | 64      | 73        | 76       | 69      | 2021    |
| 69                     | 62      | 70        | 60       | 62      | 73      | 73      | 63      | 61      | 69        | 74       | 65      | 2022    |
| 70                     | 64      | 69        | 61       | 65      | 74      | 74      | 69      | 61      | 71        | 73       | 66      | 2023    |
| 66                     | 67      | 62        | 56       | 61      | 72      | 72      | 76      | 63      | 79        | 81       | 71      | 5. 2023 |
| 74                     | 74      | 70        | 62       | 65      | 77      | 78      | 78      | 70      | 82        | 85       | 77      | 6       |
| 83                     | 79      | 79        | 75       | 82      | 86      | 86      | 90      | 76      | 90        | 92       | 85      | 7       |
| 78                     | 85      | 77        | 71       | 76      | 81      | 82      | 80      | 77      | 81        | 78       | 85      | 8       |
| 77                     | 81      | 78        | 71       | 77      | 81      | 81      | 77      | 76      | 80        | 75       | 83      | 9       |
| 72                     | 59      | 78        | 64       | 69      | 76      | 74      | 61      | 58      | 66        | 59       | 66      | 10      |
| 67                     | 48      | 66        | 60       | 64      | 73      | 72      | 62      | 49      | 62        | 66       | 51      | 11      |
| 71                     | 56      | 72        | 66       | 70      | 79      | 78      | 65      | 53      | 64        | 69       | 54      | 12      |
| 68                     | 53      | 68        | 64       | 67      | 75      | 74      | 59      | 52      | 62        | 66       | 54      | 1. 2024 |
| 76                     | 75      | 72        | 68       | 70      | 81      | 79      | 72      | 69      | 73        | 74       | 74      | 2       |
| 64                     | 58      | 57        | 53       | 57      | 68      | 72      | 60      | 55      | 63        | 67       | 61      | 3       |
| 64                     | 66      | 57        | 54       | 59      | 69      | 76      | 74      | 65      | 77        | 75       | 71      | 4       |
| 68                     | 61      | 63        | 57       | 62      | 74      | 76      | 67      | 59      | 70        | 66       | 67      | 5       |
| 67                     | 74      | 63        | 57       | 62      | 71      | 77      | 75      | 65      | 79        | 79       | 76      | 6       |
| 82                     | 75      | 79        | 74       | 81      | 86      | 85      | 91      | 73      | 89        | 89       | 80      | 7       |
| 77                     | 79      | 75        | 68       | 75      | 81      | 81      | 77      | 75      | 77        | 74       | 82      | 8       |
| (mm)                   |         |           |          |         |         |         |         |         |           |          |         |         |
| Precipitation          |         |           |          |         |         |         |         |         |           |          |         |         |
| 1,328.6                | 1,208.2 | 1,217.2   | 1,301.2  | 1,127.5 | 830.4   | 774.4   | 1,019.6 | 674.3   | 1,249.4   | 1,334.0  | 857.5   | 2017    |
| 1,293.1                | 1,777.0 | 1,401.5   | 1,381.6  | 1,542.1 | 1,227.2 | 1,637.1 | 1,578.7 | 1,284.3 | 2,118.7   | 2,166.2  | 1,436.2 | 2018    |
| 915.8                  | 1,355.5 | 923.2     | 856.7    | 984.2   | 915.0   | 1,008.1 | 1,529.9 | 1,425.1 | 1,684.6   | 2,210.3  | 1,581.2 | 2019    |
| 1,635.5                | 2,085.8 | 1,550.9   | 1,358.6  | 1,614.0 | 1,488.7 | 1,664.8 | 1,751.9 | 1,238.9 | 2,137.7   | 2,089.6  | 1,336.2 | 2020    |
| 1,084.4                | -       | -         | 1,001.6  | 1,109.5 | 1,207.3 | 1,151.7 | 1,571.2 | 1,405.7 | 1,800.1   | 2,136.2  | -       | 2021    |
| 1,864.0                | 1,637.3 | 1,728.4   | 1,236.4  | 1,203.1 | 1,570.7 | -       | 1,067.4 | 1,061.6 | -         | 1,561.3  | 1,100.0 | 2022    |
| -                      | 1,768.8 | 1,389.8   | 1,805.6  | 2,042.5 | 1,529.7 | 2,120.8 | 1,935.4 | 1,112.2 | 2,134.3   | 2,220.7  | 1,317.0 | 2023    |
| 120.3                  | 81.0    | 115.6     | 202.4    | 192.9   | 132.9   | 336.0   | 339.2   | 137.7   | 241.1     | 574.3    | 109.5   | 5. 2023 |
| 131.5                  | 200.1   | 263.2     | 100.5    | 147.5   | 138.1   | 179.1   | 298.2   | 101.5   | 237.5     | 418.5    | 144.1   | 6       |
| -                      | 108.2   | 313.5     | 698.5    | 776.3   | 507.0   | 870.3   | 482.4   | 204.3   | 586.4     | 378.8    | 187.0   | 7       |
| 200.7                  | 669.6   | 215.2     | 297.7    | 326.9   | 225.0   | 178.8   | 247.0   | 272.5   | 391.6     | 218.9    | 250.1   | 8       |
| 135.6                  | 208.2   | 122.8     | 270.6    | 310.2   | 166.1   | 199.3   | 203.2   | 142.1   | 283.7     | 126.4    | 274.9   | 9       |
| 35.8                   | 31.4    | 28.2      | 17.4     | 12.2    | 39.6    | 20.5    | 3.1     | 4.4     | 4.1       | 5.9      | 11.8    | 10      |
| 99.0                   | 60.1    | 86.2      | 41.5     | 40.3    | 122.9   | 80.2    | 45.5    | 13.1    | 47.8      | 45.2     | 37.4    | 11      |
| 83.5                   | 205.0   | 91.8      | 97.3     | 124.1   | 106.5   | 139.0   | 71.1    | 106.4   | 67.2      | 74.7     | 139.7   | 12      |
| 21.2                   | 11.6    | 9.3       | 37.2     | 47.8    | 34.4    | 57.4    | 42.6    | 27.4    | 35.2      | 56.8     | 35.5    | 1. 2024 |
| 74.8                   | 125.7   | 54.3      | 79.1     | 93.9    | 86.4    | 138.9   | 147.4   | 113.9   | 116.6     | 147.7    | 112.5   | 2       |
| 30.2                   | 58.6    | 44.3      | 37.9     | 57.9    | 26.1    | 54.7    | 93.2    | 84.5    | 113.2     | 155.5    | 63.5    | 3       |
| 55.0                   | 63.4    | 31.4      | 49.1     | 32.7    | 45.0    | 53.4    | 210.5   | 65.0    | 195.7     | 271.3    | 54.0    | 4       |
| 109.4                  | 63.4    | 117.8     | 122.7    | 126.8   | 157.4   | 108.3   | 155.9   | 62.9    | 147.9     | 214.3    | 38.3    | 5       |
| 137.5                  | 133.8   | 141.8     | 84.7     | 76.9    | 120.4   | 73.7    | 180.1   | 97.7    | 208.2     | 615.6    | 80.2    | 6       |
| 403.3                  | 109.3   | 439.9     | 520.6    | 485.1   | 556.1   | 606.5   | 375.5   | 270.6   | 458.0     | 193.7    | 225.2   | 7       |
| 127.6                  | 46.4    | 76.4      | 113.1    | 87.3    | 197.6   | 19.0    | 35.3    | 18.9    | 44.3      | 124.5    | 54.0    | 8       |

## 5. Heavy Metal Concentrations in the Atmosphere

|          | : $\mu\text{g}/\text{m}^3$ |         |         |         |         |         |         |         |         |         |         | In $\mu\text{g}/\text{m}^3$ |
|----------|----------------------------|---------|---------|---------|---------|---------|---------|---------|---------|---------|---------|-----------------------------|
|          | Seoul                      | Busan   | Daegu   | Incheon | Gwangju | Daejeon | Ulsan   | Sejong  | Suwon   | Ansan   | Yeosu   | Pohang                      |
|          | <b>Pb</b>                  |         |         |         |         |         |         |         |         |         |         |                             |
| 2018     | 0.0191                     | 0.0159  | 0.0200  | 0.0192  | 0.0059  | 0.0132  | 0.0270  | -       | 0.0210  | 0.0510  | 0.0162  | 0.0246                      |
| 2019     | 0.0258                     | 0.0183  | 0.0236  | 0.0192  | 0.0106  | 0.0162  | 0.0187  | -       | 0.0254  | 0.0628  | 0.0087  | 0.0269                      |
| 2020     | 0.0207                     | 0.0146  | 0.0211  | 0.0240  | 0.0088  | 0.0172  | 0.0407  | 0.0116  | 0.0222  | 0.0479  | 0.0074  | 0.0213                      |
| 2021     | 0.0201                     | 0.0144  | 0.0157  | 0.0158  | 0.0055  | 0.0112  | 0.0357  | 0.0108  | 0.0186  | 0.0463  | 0.0061  | 0.0230                      |
| 2022     | 0.0176                     | 0.0145  | 0.0167  | 0.0119  | 0.0075  | 0.0129  | 0.0381  | 0.0100  | 0.0166  | 0.0382  | 0.0085  | 0.0233                      |
| 2022. 10 | 0.0132                     | 0.0137  | 0.0117  | 0.0093  | 0.0049  | 0.0124  | 0.0408  | 0.0093  | 0.0088  | 0.0251  | 0.0052  | 0.0099                      |
| 11       | 0.0228                     | 0.0175  | 0.0283  | 0.0127  | 0.0110  | 0.0161  | 0.0417  | 0.0119  | 0.0191  | 0.0344  | 0.0142  | 0.0405                      |
| 12       | 0.0276                     | 0.0113  | 0.0296  | 0.0177  | 0.0103  | 0.0149  | 0.0326  | 0.0115  | 0.0225  | 0.0417  | 0.0105  | 0.0215                      |
| 2023. 1  | 0.03631                    | 0.00985 | 0.04628 | 0.02699 | 0.01481 | 0.01882 | 0.05082 | 0.01634 | 0.03139 | 0.05142 | 0.01478 | 0.04267                     |
| 2        | 0.04564                    | 0.01025 | 0.06889 | 0.03797 | 0.01650 | 0.02185 | 0.06847 | 0.01774 | 0.04489 | 0.08645 | 0.01799 | 0.02874                     |
| 3        | 0.02126                    | 0.01537 | 0.01796 | 0.02077 | 0.01228 | 0.00920 | 0.03881 | 0.01230 | 0.01944 | 0.06698 | 0.01327 | 0.03131                     |
| 4        | 0.01835                    | 0.00704 | 0.00713 | 0.01772 | 0.00581 | 0.00561 | 0.06852 | 0.00618 | 0.01550 | 0.05750 | 0.00642 | 0.02916                     |
| 5        | 0.03139                    | 0.02094 | 0.01663 | 0.03493 | 0.01457 | 0.01430 | 0.06007 | 0.00993 | 0.03015 | 0.05920 | 0.01363 | 0.02632                     |
| 6        | 0.00912                    | 0.00819 | 0.02349 | 0.00720 | 0.00462 | 0.00618 | 0.05428 | 0.00447 | 0.01734 | 0.02003 | 0.00442 | 0.01657                     |
| 7        | 0.00598                    | 0.00161 | 0.01260 | 0.00883 | 0.00268 | 0.00553 | 0.04720 | 0.01176 | 0.00490 | 0.01547 | 0.00127 | 0.01118                     |
| 8        | 0.00291                    | 0.00642 | 0.01288 | 0.00417 | 0.00963 | 0.00523 | 0.01803 | 0.00403 | 0.00267 | 0.00850 | 0.00699 | 0.01695                     |
| 9        | 0.02587                    | 0.00752 | 0.02378 | 0.02850 | 0.01093 | 0.00706 | 0.03143 | 0.01189 | 0.02251 | 0.03227 | 0.00861 | 0.03386                     |
| 10       | 0.02249                    | 0.01333 | 0.03255 | 0.02194 | 0.01961 | 0.00795 | 0.06436 | 0.00991 | 0.01833 | 0.03945 | 0.01158 | 0.02603                     |
| 11       | 0.01726                    | 0.00740 | 0.13477 | 0.01785 | 0.01124 | 0.01025 | 0.08782 | 0.00766 | 0.02014 | 0.03336 | 0.00938 | 0.01513                     |
| 12       | 0.00479                    | 0.00842 | 0.00945 | 0.00510 | 0.00593 | 0.00392 | 0.03615 | 0.00669 | 0.00265 | 0.00658 | 0.00986 | 0.01302                     |
| 2024. 1  | 0.04081                    | 0.01529 | 0.02425 | 0.03576 | 0.01867 | 0.01456 | 0.09149 | 0.01637 | 0.03370 | 0.04898 | 0.01504 | 0.01935                     |
| 2        | 0.04017                    | 0.01070 | 0.01450 | 0.04866 | 0.01135 | 0.01372 | 0.07537 | 0.01902 | 0.01953 | 0.06143 | 0.00947 | 0.01446                     |
| 3        | 0.01831                    | 0.00761 | 0.01113 | 0.01871 | 0.01212 | 0.00901 | 0.04459 | 0.00851 | 0.01790 | 0.06771 | 0.01145 | 0.01980                     |
| 4        | 0.01326                    | 0.00978 | 0.01432 | 0.01543 | 0.01073 | 0.00515 | 0.05361 | 0.00950 | 0.01640 | 0.04441 | 0.00982 | 0.02601                     |
| 5        | 0.00717                    | 0.00627 | -       | 0.00654 | 0.00648 | 0.00737 | 0.03666 | 0.00373 | 0.00634 | 0.01258 | 0.00579 | 0.00943                     |

: 1) 2013. 1

2)

3) 2023

(

:

(TSP PM-10)

(2022))

Note: 1) Change in the measuring method in the measuring networks of heavy metal concentration in the atmosphere since Jan. 2013.

2) Average data for observation centers of cities.

3) Since 2023, the measurement precision has been updated to include an additional decimal place, which extended to five decimal place (the guidance for the establishment and operation of the atmospheric environment measuring networks 2022)

Source: Ministry of Environment.



## 6. Acidity(pH) of Rain in Major Cities

1)

| : pH     | In pH |       |       |         |         |         |       |       |          |      |
|----------|-------|-------|-------|---------|---------|---------|-------|-------|----------|------|
|          | ( )   | ( )   | ( )   | ( )     | ( )     | ( )     | ( )   | ( )   | ( )      | ( )  |
|          | Seoul | Busan | Daegu | Incheon | Gwangju | Daejeon | Wonju | Mokpo | Changwon | Jeju |
| 2018     | 5.1   | 5.4   | 5.6   | 5.0     | 6.0     | 5.2     | 5.8   | 5.2   | 5.3      | 6.2  |
| 2019     | 4.9   | 5.4   | 5.6   | 4.9     | 5.8     | 5.3     | 5.9   | 5.4   | 5.3      | 5.4  |
| 2020     | 4.9   | 5.3   | 5.3   | 4.9     | 6.0     | 5.4     | 6.2   | 5.7   | 5.1      | 6.4  |
| 2021     | 5.5   | 5.8   | 5.8   | 5.4     | 6.3     | 5.4     | 5.8   | 5.9   | 5.5      | 5.7  |
| 2022     | 5.5   | 5.5   | 5.6   | 5.6     | 6.8     | 6.1     | 6.1   | 6.4   | 5.1      | 6.2  |
| 2022. 10 | 5.4   | -     | 5.7   | 5.4     | 6.9     | 6.3     | 6.4   | 6.5   | 6.3      | -    |
| 11       | 5.9   | 5.7   | 5.5   | 5.5     | 7.2     | 6.2     | 5.2   | 6.9   | 6.1      | -    |
| 12       | 5.8   | 5.9   | -     | 6.4     | 6.6     | 6.2     | 6.4   | 6.7   | 6.2      | 6.4  |
| 2023. 1  | 5.9   | 5.9   | 5.8   | 5.8     | 6.9     | 5.9     | 6.7   | 7.2   | 6.0      | 7.0  |
| 2        | -     | 6.8   | 6.7   | -       | 6.8     | 6.1     | -     | 6.7   | 6.5      | 6.4  |
| 3        | 6.7   | 6.5   | 6.4   | 6.8     | 5.5     | 6.2     | 6.8   | 6.4   | 6.6      | 6.6  |
| 4        | 4.7   | 6.4   | 5.5   | 5.4     | 6.5     | 6.0     | 6.8   | 6.5   | 6.5      | 6.2  |
| 5        | 4.4   | 6.2   | 6.3   | 4.8     | 6.4     | 6.2     | 6.4   | 6.4   | 6.3      | 6.2  |
| 6        | 5.2   | 5.2   | 5.9   | 5.1     | 6.1     | 5.6     | 6.5   | 5.9   | 5.4      | 5.9  |
| 7        | 5.3   | 6.0   | 6.3   | 6.0     | 5.9     | 6.1     | 5.4   | 5.9   | 6.2      | 5.5  |
| 8        | 4.7   | 5.8   | 4.9   | 5.8     | 6.2     | 5.7     | 6.3   | 6.2   | 5.8      | 5.1  |
| 9        | 5.2   | 5.1   | 5.0   | 5.5     | 5.6     | 6.3     | 6.1   | 5.7   | 5.0      | -    |
| 10       | 4.4   | -     | 6.1   | -       | 5.6     | 5.9     | 6.4   | 6.0   | 6.4      | -    |
| 11       | 4.8   | 5.2   | 5.7   | -       | 6.1     | 5.8     | 6.2   | 5.4   | 6.2      | -    |
| 12       | 5.1   | 4.9   | 5.9   | 5.0     | 5.2     | 5.9     | -     | 5.1   | 5.3      | -    |
| 2024. 1  | 5.3   | 5.4   | 5.8   | 5.3     | 6.1     | 5.7     | 6.0   | 6.1   | 5.8      | -    |
| 2        | 5.7   | 5.8   | 6.3   | 5.5     | 6.3     | 6.1     | -     | 5.9   | 6.4      | -    |
| 3        | 5.1   | 6.1   | 6.3   | 6.3     | 6.5     | 5.9     | -     | 6.8   | 6.7      | 5.9  |
| 4        | 5.3   | 6.2   | 5.6   | 6.3     | 6.4     | 6.3     | -     | 6.6   | 6.4      | 5.5  |
| 5        | 5.1   | 6.2   | 6.6   | 5.3     | 6.5     | 5.7     | 6.8   | 6.2   | 5.6      | 5.6  |

: 1) 2002. 1  
:

Note: 1) Data are not the average of city but that of the place measured since Jan, 2002.  
Source: Ministry of Environment.

7.

1)

|                              | Seoul  | Busan  | Daegu  | Incheon | Gwangju | Daejeon | Ulsan  | Sejong |
|------------------------------|--------|--------|--------|---------|---------|---------|--------|--------|
| 2)6)                         |        |        |        |         |         |         |        |        |
| SO (ppm)                     |        |        |        |         |         |         |        |        |
| 2016                         | 0.005  | 0.005  | 0.003  | 0.006   | 0.003   | 0.003   | 0.007  | 0.004  |
| 2017                         | 0.005  | 0.005  | 0.003  | 0.006   | 0.003   | 0.003   | 0.006  | 0.003  |
| 2018                         | 0.004  | 0.005  | 0.003  | 0.005   | 0.003   | 0.002   | 0.006  | -0.003 |
| 2019                         | 0.004  | 0.005  | 0.003  | 0.005   | 0.003   | 0.002   | 0.005  | 0.003  |
| 2020                         | 0.003  | 0.004  | 0.002  | 0.004   | -0.003  | 0.002   | 0.004  | 0.003  |
| 2021                         | 0.003  | 0.003  | 0.002  | 0.003   | 0.003   | 0.003   | 0.003  | 0.003  |
| 2022                         | 0.003  | 0.003  | 0.002  | 0.003   | 0.003   | 0.003   | 0.003  | 0.003  |
| 2023. 5                      | 0.0029 | 0.0027 | 0.0018 | 0.0032  | 0.0026  | 0.0024  | 0.0037 | 0.0024 |
| 6                            | 0.0027 | 0.0027 | 0.0018 | 0.0029  | 0.0026  | 0.0026  | 0.0041 | 0.0026 |
| 7                            | 0.0027 | 0.0024 | 0.0017 | 0.0029  | 0.0026  | 0.0024  | 0.0046 | 0.0025 |
| 8                            | 0.0027 | 0.0024 | 0.0018 | 0.0030  | 0.0025  | 0.0025  | 0.0038 | 0.0028 |
| 9                            | 0.0026 | 0.0024 | 0.0017 | 0.0030  | 0.0025  | 0.0024  | 0.0030 | 0.0027 |
| 10                           | 0.0027 | 0.0025 | 0.0018 | 0.0032  | 0.0027  | 0.0025  | 0.0028 | 0.0026 |
| 11                           | 0.0027 | 0.0027 | 0.0021 | 0.0032  | 0.0027  | 0.0026  | 0.0029 | 0.0027 |
| 12                           | 0.0027 | 0.0028 | 0.0021 | 0.0034  | 0.0028  | 0.0029  | 0.0027 | 0.0028 |
| 2024. 1                      | 0.0029 | 0.0030 | 0.0023 | 0.0036  | 0.0028  | 0.0028  | 0.0028 | 0.0030 |
| 2                            | 0.0026 | 0.0027 | 0.0019 | 0.0032  | 0.0026  | 0.0025  | 0.0029 | 0.0026 |
| 3                            | 0.0026 | 0.0028 | 0.0019 | 0.0031  | 0.0025  | 0.0027  | 0.0029 | 0.0027 |
| 4                            | 0.0029 | 0.0029 | 0.0020 | 0.0033  | 0.0027  | 0.0028  | 0.0039 | 0.0026 |
| 5                            | 0.0027 | 0.0030 | 0.0021 | 0.0031  | 0.0027  | 0.0027  | 0.0037 | 0.0025 |
| 3)                           |        |        |        |         |         |         |        |        |
| PM-10 (µg / m <sup>3</sup> ) |        |        |        |         |         |         |        |        |
| 2016                         | 48     | 44     | 43     | 49      | 40      | 44      | 43     | 46     |
| 2017                         | 44     | 44     | 42     | 46      | 40      | 45      | 43     | 47     |
| 2018                         | 40     | 41     | 39     | 40      | 41      | 44      | 40     | -40    |
| 2019                         | 42     | 36     | 39     | 43      | 42      | 42      | 37     | 44     |
| 2020                         | 35     | 30     | 34     | 34      | -30     | 33      | 30     | 36     |
| 2021                         | 38     | 32     | 35     | 39      | 34      | 36      | 30     | 39     |
| 2022                         | 33     | 27     | 30     | 33      | 28      | 31      | 29     | 34     |
| 2023. 5                      | 38     | 32     | 34     | 42      | 30      | 34      | 36     | 36     |
| 6                            | 28     | 23     | 25     | 29      | 22      | 25      | 28     | 26     |
| 7                            | 26     | 19     | 24     | 27      | 18      | 21      | 27     | 22     |
| 8                            | 21     | 17     | 18     | 23      | 18      | 21      | 21     | 21     |
| 9                            | 20     | 16     | 18     | 23      | 18      | 19      | 20     | 20     |
| 10                           | 28     | 24     | 27     | 31      | 26      | 26      | 26     | 28     |
| 11                           | 30     | 25     | 30     | 34      | 26      | 27      | 28     | 28     |
| 12                           | 36     | 31     | 37     | 39      | 32      | 34      | 32     | 39     |
| 2024. 1                      | 36     | 27     | 34     | 38      | 28      | 34      | 27     | 38     |
| 2                            | 33     | 22     | 26     | 35      | 28      | 29      | 24     | 35     |
| 3                            | 49     | 38     | 41     | 51      | 39      | 42      | 40     | 44     |
| 4                            | 50     | 54     | 53     | 51      | 40      | 45      | 61     | 47     |
| 5                            | 30     | 27     | 29     | 31      | 28      | 28      | 31     | 29     |

: 1) (-)

50% ~ 75%

2)

0.02ppm

3)

50µg/m<sup>3</sup>

4)

8

0.06ppm

5)

0.03ppm

6) 2023

(

(2022)

:

7. Air Quality in Major Cities <sup>1)</sup>

| Seoul         | Busan  | Daegu  | Incheon | Gwangju | Daejeon | Ulsan  | Sejong |         |
|---------------|--------|--------|---------|---------|---------|--------|--------|---------|
| 4)6) O (ppm)  |        |        |         |         |         |        |        |         |
| 0.024         | 0.030  | 0.026  | 0.025   | 0.029   | 0.028   | 0.027  | 0.028  | 2016    |
| 0.025         | 0.032  | 0.029  | 0.026   | 0.030   | 0.029   | 0.031  | 0.030  | 2017    |
| 0.023         | 0.029  | 0.027  | 0.025   | 0.028   | 0.027   | 0.028  | -0.026 | 2018    |
| 0.025         | 0.030  | 0.029  | 0.028   | 0.030   | 0.025   | 0.031  | 0.028  | 2019    |
| 0.025         | 0.031  | 0.028  | 0.029   | -0.029  | 0.027   | 0.032  | 0.029  | 2020    |
| 0.028         | 0.033  | 0.030  | 0.032   | 0.033   | 0.029   | 0.033  | 0.031  | 2021    |
| 0.029         | 0.033  | 0.032  | 0.031   | 0.034   | 0.030   | 0.034  | 0.031  | 2022    |
| 0.0419        | 0.0423 | 0.0440 | 0.0424  | 0.0432  | 0.0405  | 0.0412 | 0.0402 | 5. 2023 |
| 0.0483        | 0.0417 | 0.0453 | 0.0485  | 0.0466  | 0.0476  | 0.0408 | 0.0461 | 6       |
| 0.0371        | 0.0264 | 0.0305 | 0.0378  | 0.0296  | 0.0299  | 0.0278 | 0.0304 | 7       |
| 0.0346        | 0.0304 | 0.0291 | 0.0339  | 0.0323  | 0.0319  | 0.0282 | 0.0318 | 8       |
| 0.0326        | 0.0303 | 0.0282 | 0.0338  | 0.0320  | 0.0293  | 0.0307 | 0.0289 | 9       |
| 0.0264        | 0.0340 | 0.0265 | 0.0309  | 0.0315  | 0.0271  | 0.0341 | 0.0246 | 10      |
| 0.0228        | 0.0278 | 0.0237 | 0.0258  | 0.0266  | 0.0240  | 0.0292 | 0.0231 | 11      |
| 0.0176        | 0.0253 | 0.0208 | 0.0208  | 0.0238  | 0.0199  | 0.0274 | 0.0199 | 12      |
| 0.0187        | 0.0245 | 0.0215 | 0.0224  | 0.0260  | 0.0195  | 0.0269 | 0.0187 | 1. 2024 |
| 0.0247        | 0.0314 | 0.0277 | 0.0272  | 0.0307  | 0.0256  | 0.0330 | 0.0200 | 2       |
| 0.0347        | 0.0413 | 0.0379 | 0.0369  | 0.0397  | 0.0368  | 0.0417 | 0.0276 | 3       |
| 0.0425        | 0.0403 | 0.0418 | 0.0417  | 0.0409  | 0.0417  | 0.0390 | 0.0278 | 4       |
| 0.0443        | 0.0437 | 0.0475 | 0.0428  | 0.0447  | 0.0425  | 0.0416 | 0.0280 | 5       |
| 5)6) NO (ppm) |        |        |         |         |         |        |        |         |
| 0.031         | 0.021  | 0.020  | 0.025   | 0.018   | 0.019   | 0.022  | 0.022  | 2016    |
| 0.030         | 0.020  | 0.020  | 0.024   | 0.019   | 0.018   | 0.022  | 0.020  | 2017    |
| 0.028         | 0.019  | 0.019  | 0.025   | 0.017   | 0.019   | 0.020  | -0.018 | 2018    |
| 0.028         | 0.019  | 0.019  | 0.024   | 0.018   | 0.019   | 0.020  | 0.019  | 2019    |
| 0.024         | 0.016  | 0.017  | 0.020   | -0.014  | 0.018   | 0.018  | 0.017  | 2020    |
| 0.024         | 0.015  | 0.016  | 0.021   | 0.014   | 0.017   | 0.017  | 0.016  | 2021    |
| 0.021         | 0.015  | 0.015  | 0.019   | 0.014   | 0.017   | 0.016  | 0.016  | 2022    |
| 0.0168        | 0.0128 | 0.0103 | 0.0171  | 0.0107  | 0.0131  | 0.0155 | 0.0112 | 5. 2023 |
| 0.0142        | 0.0124 | 0.0094 | 0.0125  | 0.0091  | 0.0103  | 0.0153 | 0.0092 | 6       |
| 0.0135        | 0.0118 | 0.0089 | 0.0117  | 0.0072  | 0.0103  | 0.0146 | 0.0081 | 7       |
| 0.0123        | 0.0092 | 0.0076 | 0.0114  | 0.0078  | 0.0097  | 0.0116 | 0.0084 | 8       |
| 0.0137        | 0.0105 | 0.0097 | 0.0134  | 0.0097  | 0.0115  | 0.0119 | 0.0101 | 9       |
| 0.0211        | 0.0147 | 0.0160 | 0.0180  | 0.0136  | 0.0162  | 0.0158 | 0.0137 | 10      |
| 0.0216        | 0.0162 | 0.0195 | 0.0186  | 0.0161  | 0.0187  | 0.0172 | 0.0155 | 11      |
| 0.0283        | 0.0179 | 0.0218 | 0.0250  | 0.0195  | 0.0234  | 0.0183 | 0.0191 | 12      |
| 0.0278        | 0.0182 | 0.0214 | 0.0236  | 0.0192  | 0.0218  | 0.0189 | 0.0188 | 1. 2024 |
| 0.0246        | 0.0139 | 0.0163 | 0.0215  | 0.0165  | 0.0179  | 0.0151 | 0.0156 | 2       |
| 0.0212        | 0.0134 | 0.0145 | 0.0184  | 0.0154  | 0.0164  | 0.0148 | 0.0127 | 3       |
| 0.0215        | 0.0165 | 0.0138 | 0.0210  | 0.0135  | 0.0148  | 0.0194 | 0.0120 | 4       |
| 0.0156        | 0.0134 | 0.0101 | 0.0137  | 0.0108  | 0.0120  | 0.0158 | 0.0091 | 5       |

Note: 1) Minus values are the monthly average for cities whose data acquisition rates record between 50% and 75%.

2) The air quality standard of SO<sub>2</sub> is 0.02ppm or less on annual average. 3) The air quality standard of PM-10 is 50µg/m<sup>3</sup> or less on annual average.

4) The air quality standard of O<sub>3</sub> is 0.06ppm or less on average for eight hours. 5) The air quality standard of NO<sub>2</sub> is 0.03ppm or less on annual average.

6) Since 2023, the measurement precision has been updated to include an additional decimal place, which extended to four decimal place (the guidance for the establishment and operation of the atmospheric environment measuring networks 2022)

Source: Ministry of Environment.

7. ( )<sup>1)</sup>

|                                 | Suwon  | Ansan  | Gwacheon | Bucheon | Wonju  | Cheongju | Cheonan |
|---------------------------------|--------|--------|----------|---------|--------|----------|---------|
| 2)6) SO (ppm)                   |        |        |          |         |        |          |         |
| 2016                            | 0.004  | 0.005  | 0.004    | 0.006   | 0.004  | 0.004    | 0.003   |
| 2017                            | 0.004  | 0.005  | 0.004    | 0.006   | 0.003  | 0.004    | 0.003   |
| 2018                            | 0.003  | 0.005  | 0.003    | 0.004   | -0.003 | 0.004    | 0.004   |
| 2019                            | 0.003  | 0.004  | 0.003    | 0.005   | 0.003  | 0.003    | -0.004  |
| 2020                            | 0.003  | 0.003  | 0.003    | 0.004   | 0.003  | 0.003    | 0.003   |
| 2021                            | 0.002  | 0.003  | 0.002    | 0.003   | 0.003  | 0.002    | 0.004   |
| 2022                            | 0.002  | 0.003  | 0.002    | 0.002   | 0.003  | 0.002    | 0.003   |
| 2023. 5                         | 0.0018 | 0.0028 | 0.0013   | 0.0021  | 0.0020 | -0.0017  | -0.0029 |
| 6                               | 0.0018 | 0.0027 | 0.0009   | 0.0020  | 0.0018 | 0.0018   | -0.0030 |
| 7                               | 0.0018 | 0.0027 | 0.0011   | 0.0021  | 0.0016 | 0.0015   | 0.0028  |
| 8                               | 0.0019 | 0.0025 | 0.0011   | 0.0018  | 0.0016 | 0.0015   | 0.0030  |
| 9                               | 0.0018 | 0.0025 | 0.0010   | 0.0019  | 0.0016 | 0.0013   | 0.0026  |
| 10                              | 0.0021 | 0.0027 | 0.0016   | 0.0020  | 0.0020 | 0.0015   | 0.0026  |
| 11                              | 0.0023 | 0.0027 | 0.0017   | 0.0019  | 0.0027 | 0.0017   | 0.0029  |
| 12                              | 0.0023 | 0.0027 | 0.0019   | 0.0021  | 0.0029 | 0.0017   | 0.0030  |
| 2024. 1                         | 0.0019 | 0.0030 | 0.0020   | 0.0024  | 0.0030 | 0.0019   | 0.0031  |
| 2                               | 0.0016 | 0.0026 | 0.0015   | 0.0024  | 0.0025 | 0.0016   | 0.0029  |
| 3                               | 0.0018 | 0.0028 | 0.0014   | 0.0023  | 0.0027 | 0.0018   | 0.0029  |
| 4                               | 0.0019 | 0.0031 | 0.0015   | 0.0025  | 0.0028 | 0.0019   | 0.0033  |
| 5                               | 0.0017 | 0.0028 | 0.0015   | 0.0023  | 0.0026 | 0.0018   | 0.0033  |
| 3) PM-10 (µg / m <sup>3</sup> ) |        |        |          |         |        |          |         |
| 2016                            | 53     | 52     | 48       | 58      | 52     | 49       | 49      |
| 2017                            | 48     | 48     | 46       | 49      | 50     | 46       | 46      |
| 2018                            | 41     | 41     | 41       | 48      | -43    | 45       | 43      |
| 2019                            | 42     | 45     | 45       | 55      | 44     | 45       | -47     |
| 2020                            | 38     | 38     | 40       | 45      | 32     | 37       | 39      |
| 2021                            | 43     | 42     | 43       | 48      | 34     | 41       | 44      |
| 2022                            | 35     | 35     | 31       | 36      | 32     | 35       | 38      |
| 2023. 5                         | 42     | 43     | 39       | 44      | 40     | -37      | -43     |
| 6                               | 31     | 30     | 28       | 31      | 31     | 28       | -32     |
| 7                               | 28     | 28     | 26       | 24      | 29     | 23       | 28      |
| 8                               | 24     | 24     | 22       | 19      | 25     | 22       | 27      |
| 9                               | 23     | 23     | 22       | 21      | 21     | 21       | 26      |
| 10                              | 31     | 31     | 27       | 33      | 26     | 33       | 37      |
| 11                              | 32     | 33     | 30       | 36      | 32     | 33       | 34      |
| 12                              | 37     | 38     | -37      | 42      | 34     | 42       | 44      |
| 2024. 1                         | 35     | 40     | -37      | 40      | 36     | 41       | 42      |
| 2                               | 34     | 38     | 35       | 37      | 27     | 35       | 41      |
| 3                               | 52     | 53     | 52       | 55      | 48     | 48       | 56      |
| 4                               | 55     | 53     | 50       | 57      | 51     | 51       | 57      |
| 5                               | 33     | 31     | 30       | 33      | 30     | 31       | 34      |

7. Air Quality in Major Cities (Cont'd)<sup>1)</sup>

| Suwon         | Ansan  | Gwacheon | Bucheon | Wonju   | Cheongju | Cheonan |         |
|---------------|--------|----------|---------|---------|----------|---------|---------|
| 4)6) O (ppm)  |        |          |         |         |          |         |         |
| 0.024         | 0.025  | 0.023    | 0.025   | 0.025   | 0.026    | 0.028   | 2016    |
| 0.023         | 0.026  | 0.022    | 0.023   | 0.026   | 0.028    | 0.027   | 2017    |
| 0.023         | 0.025  | 0.021    | 0.022   | -0.025  | 0.026    | 0.026   | 2018    |
| 0.026         | 0.028  | 0.024    | 0.025   | 0.028   | 0.028    | -0.029  | 2019    |
| 0.026         | 0.027  | 0.026    | 0.026   | 0.025   | 0.027    | 0.030   | 2020    |
| 0.029         | 0.029  | 0.027    | 0.028   | 0.026   | 0.029    | 0.034   | 2021    |
| 0.029         | 0.029  | 0.028    | 0.028   | 0.029   | 0.030    | 0.033   | 2022    |
| 0.0417        | 0.0392 | 0.0431   | 0.0400  | 0.0443  | 0.0409   | -0.0454 | 5. 2023 |
| 0.0489        | 0.0451 | 0.0493   | 0.0479  | 0.0470  | 0.0475   | -0.0517 | 6       |
| 0.0365        | 0.0348 | 0.0366   | 0.0406  | 0.0319  | 0.0301   | 0.0362  | 7       |
| 0.0341        | 0.0320 | 0.0328   | 0.0325  | 0.0300  | 0.0301   | 0.0360  | 8       |
| 0.0311        | 0.0302 | 0.0282   | 0.0312  | 0.0300  | 0.0294   | 0.0331  | 9       |
| 0.0251        | 0.0260 | 0.0234   | 0.0262  | 0.0239  | 0.0252   | 0.0270  | 10      |
| 0.0222        | 0.0231 | 0.0220   | 0.0223  | 0.0228  | 0.0230   | 0.0251  | 11      |
| 0.0173        | 0.0184 | 0.0148   | 0.0161  | 0.0190  | 0.0198   | 0.0203  | 12      |
| 0.0178        | 0.0177 | 0.0161   | 0.0183  | 0.0179  | 0.0189   | 0.0192  | 1. 2024 |
| 0.0232        | 0.0237 | 0.0210   | 0.0224  | -0.0257 | 0.0258   | 0.0270  | 2       |
| 0.0344        | 0.0327 | 0.0326   | 0.0315  | 0.0352  | 0.0371   | 0.0367  | 3       |
| 0.0410        | 0.0381 | 0.0398   | 0.0371  | 0.0464  | 0.0444   | 0.0445  | 4       |
| 0.0409        | 0.0396 | 0.0407   | 0.0386  | 0.0465  | 0.0459   | 0.0455  | 5       |
| 5)6) NO (ppm) |        |          |         |         |          |         |         |
| 0.032         | 0.030  | 0.030    | 0.029   | 0.022   | 0.020    | 0.023   | 2016    |
| 0.032         | 0.027  | 0.028    | 0.029   | 0.020   | 0.019    | 0.022   | 2017    |
| 0.030         | 0.026  | 0.027    | 0.027   | -0.019  | 0.021    | 0.023   | 2018    |
| 0.028         | 0.027  | 0.028    | 0.028   | 0.017   | 0.021    | -0.023  | 2019    |
| 0.025         | 0.024  | 0.024    | 0.026   | 0.016   | 0.017    | 0.017   | 2020    |
| 0.024         | 0.022  | 0.022    | 0.025   | 0.014   | 0.016    | 0.017   | 2021    |
| 0.022         | 0.021  | 0.020    | 0.022   | 0.014   | 0.014    | 0.018   | 2022    |
| 0.0160        | 0.0175 | 0.0165   | 0.0181  | 0.0094  | 0.0117   | -0.0135 | 5. 2023 |
| 0.0123        | 0.0117 | 0.0141   | 0.0140  | 0.0079  | 0.0104   | -0.0114 | 6       |
| 0.0109        | 0.0105 | 0.0115   | 0.0124  | 0.0066  | 0.0093   | 0.0095  | 7       |
| 0.0111        | 0.0113 | 0.0115   | 0.0118  | 0.0060  | 0.0093   | 0.0102  | 8       |
| 0.0145        | 0.0148 | 0.0134   | 0.0137  | 0.0066  | 0.0098   | 0.0115  | 9       |
| 0.0217        | 0.0206 | 0.0205   | 0.0215  | 0.0112  | 0.0144   | 0.0172  | 10      |
| 0.0227        | 0.0209 | 0.0197   | 0.0215  | 0.0158  | 0.0168   | 0.0173  | 11      |
| 0.0275        | 0.0262 | 0.0258   | 0.0290  | 0.0187  | 0.0201   | 0.0219  | 12      |
| 0.0260        | 0.0265 | 0.0249   | 0.0272  | 0.0193  | 0.0208   | 0.0228  | 1. 2024 |
| 0.0232        | 0.0219 | 0.0218   | 0.0240  | 0.0139  | 0.0173   | 0.0176  | 2       |
| 0.0184        | 0.0188 | 0.0183   | 0.0194  | 0.0121  | 0.0138   | 0.0164  | 3       |
| 0.0192        | 0.0196 | 0.0182   | 0.0217  | 0.0105  | 0.0126   | 0.0159  | 4       |
| 0.0140        | 0.0128 | 0.0135   | 0.0139  | 0.0080  | 0.0109   | 0.0128  | 5       |

7) Since 2015, Cheongwon-gun has been added to the data calculation of Cheongju-si.

7.

( )<sup>1)</sup>

|       |    | 8)                              |        |         |        |        |          |        |
|-------|----|---------------------------------|--------|---------|--------|--------|----------|--------|
|       |    | Gunsan                          | Yeosu  | Mokpo   | Pohang | Gumi   | Changwon | Jeju   |
|       |    | 2)6) SO (ppm)                   |        |         |        |        |          |        |
| 2016  |    | 0.005                           | 0.007  | 0.004   | 0.005  | 0.004  | 0.004    | 0.003  |
| 2017  |    | 0.004                           | 0.006  | 0.003   | 0.005  | 0.004  | 0.005    | 0.003  |
| 2018  |    | 0.004                           | 0.006  | 0.003   | 0.004  | 0.003  | 0.004    | 0.003  |
| 2019  |    | 0.004                           | 0.005  | 0.003   | -0.004 | 0.003  | 0.004    | 0.003  |
| 2020  |    | 0.004                           | 0.004  | 0.002   | 0.004  | 0.003  | 0.003    | 0.002  |
| 2021  |    | 0.003                           | 0.003  | 0.002   | 0.004  | 0.003  | 0.003    | 0.002  |
| 2022  |    | 0.003                           | 0.003  | 0.003   | 0.003  | 0.002  | 0.003    | 0.002  |
| 2023. | 5  | 0.0020                          | 0.0028 | 0.0025  | 0.0032 | 0.0020 | 0.0028   | 0.0019 |
|       | 6  | 0.0019                          | 0.0025 | 0.0025  | 0.0034 | 0.0021 | 0.0025   | 0.0015 |
|       | 7  | 0.0018                          | 0.0028 | 0.0025  | 0.0031 | 0.0020 | 0.0026   | 0.0018 |
|       | 8  | 0.0021                          | 0.0030 | 0.0022  | 0.0035 | 0.0018 | 0.0027   | 0.0018 |
|       | 9  | 0.0020                          | 0.0028 | 0.0025  | 0.0028 | 0.0016 | 0.0025   | 0.0016 |
|       | 10 | 0.0020                          | 0.0033 | 0.0027  | 0.0029 | 0.0017 | 0.0027   | 0.0018 |
|       | 11 | 0.0020                          | 0.0030 | 0.0024  | 0.0027 | 0.0020 | 0.0028   | 0.0017 |
|       | 12 | 0.0019                          | 0.0029 | 0.0025  | 0.0027 | 0.0021 | 0.0027   | 0.0017 |
| 2024. | 1  | 0.0023                          | 0.0029 | 0.0025  | 0.0028 | 0.0025 | 0.0027   | 0.0018 |
|       | 2  | 0.0022                          | 0.0024 | 0.0024  | 0.0030 | 0.0022 | 0.0026   | 0.0015 |
|       | 3  | 0.0021                          | 0.0029 | -0.0021 | 0.0028 | 0.0023 | 0.0027   | 0.0017 |
|       | 4  | 0.0022                          | 0.0031 | 0.0023  | 0.0030 | 0.0023 | 0.0029   | 0.0020 |
|       | 5  | 0.0020                          | 0.0033 | 0.0024  | 0.0029 | 0.0023 | 0.0030   | 0.0021 |
|       |    | 3) PM-10 (µg / m <sup>3</sup> ) |        |         |        |        |          |        |
| 2016  |    | 47                              | 35     | 41      | 39     | 42     | 46       | 44     |
| 2017  |    | 45                              | 33     | 40      | 39     | 41     | 45       | 41     |
| 2018  |    | 43                              | -32    | 39      | 42     | 49     | 45       | 36     |
| 2019  |    | 46                              | 32     | 40      | 38     | 48     | 40       | 39     |
| 2020  |    | 35                              | 26     | 31      | 35     | 35     | 29       | 32     |
| 2021  |    | 42                              | 29     | 37      | 37     | 38     | 29       | 33     |
| 2022  |    | 36                              | 25     | 29      | 34     | 32     | 25       | 28     |
| 2023. | 5  | 42                              | 34     | 33      | 40     | 40     | 32       | 34     |
|       | 6  | 28                              | 20     | 20      | 29     | 30     | 22       | 23     |
|       | 7  | 22                              | 20     | 23      | 30     | 28     | 22       | 17     |
|       | 8  | 25                              | 18     | 23      | 30     | 25     | 20       | 19     |
|       | 9  | 26                              | 18     | 20      | 27     | 26     | 18       | 20     |
|       | 10 | 34                              | 23     | 23      | 36     | 33     | 21       | 24     |
|       | 11 | 31                              | 22     | 21      | 34     | 36     | 22       | 26     |
|       | 12 | 37                              | 30     | 28      | 38     | 42     | 28       | 31     |
| 2024. | 1  | 35                              | 25     | 22      | 35     | 41     | 25       | 28     |
|       | 2  | 34                              | 22     | 25      | 33     | 34     | 21       | 24     |
|       | 3  | 47                              | 38     | -34     | 50     | 50     | 34       | 37     |
|       | 4  | 50                              | 42     | -39     | 71     | 53     | 48       | 43     |
|       | 5  | 33                              | 26     | -27     | 39     | 30     | 26       | 30     |

7. Air Quality in Major Cities (Cont'd)<sup>1)</sup>

| Gunsan        | Yeosu  | Mokpo   | Pohang | Gumi   | Changwon | Jeju   |         |
|---------------|--------|---------|--------|--------|----------|--------|---------|
| 4)6) O (ppm)  |        |         |        |        |          |        |         |
| 0.030         | 0.030  | 0.036   | 0.032  | 0.030  | 0.029    | 0.034  | 2016    |
| 0.033         | 0.028  | 0.032   | 0.036  | 0.033  | 0.035    | 0.043  | 2017    |
| 0.029         | 0.027  | 0.029   | 0.034  | 0.029  | 0.031    | 0.039  | 2018    |
| 0.033         | 0.030  | 0.034   | 0.033  | 0.032  | 0.032    | 0.044  | 2019    |
| 0.035         | 0.029  | 0.033   | 0.034  | 0.032  | 0.032    | 0.038  | 2020    |
| 0.036         | 0.033  | 0.036   | 0.033  | 0.030  | 0.032    | 0.042  | 2021    |
| 0.037         | 0.036  | 0.036   | 0.033  | 0.032  | 0.034    | 0.040  | 2022    |
| 0.0471        | 0.0430 | 0.0454  | 0.0409 | 0.0458 | 0.0424   | 0.0471 | 5. 2023 |
| 0.0532        | 0.0427 | 0.0478  | 0.0427 | 0.0470 | 0.0436   | 0.0430 | 6       |
| 0.0356        | 0.0260 | 0.0304  | 0.0293 | 0.0300 | 0.0270   | 0.0261 | 7       |
| 0.0375        | 0.0312 | 0.0349  | 0.0289 | 0.0283 | 0.0304   | 0.0365 | 8       |
| 0.0380        | 0.0324 | 0.0392  | 0.0322 | 0.0262 | 0.0292   | 0.0390 | 9       |
| 0.0354        | 0.0376 | 0.0376  | 0.0360 | 0.0262 | 0.0326   | 0.0456 | 10      |
| 0.0307        | 0.0309 | 0.0314  | 0.0330 | 0.0236 | 0.0274   | 0.0378 | 11      |
| 0.0272        | 0.0284 | 0.0276  | 0.0298 | 0.0211 | 0.0247   | 0.0376 | 12      |
| 0.0295        | 0.0303 | 0.0309  | 0.0288 | 0.0222 | 0.0244   | 0.0392 | 1. 2024 |
| 0.0345        | 0.0329 | 0.0331  | 0.0320 | 0.0277 | 0.0313   | 0.0399 | 2       |
| 0.0429        | 0.0440 | -0.0400 | 0.0397 | 0.0385 | 0.0415   | 0.0475 | 3       |
| 0.0456        | 0.0442 | 0.0451  | 0.0423 | 0.0409 | 0.0413   | 0.0444 | 4       |
| 0.0477        | 0.0472 | 0.0478  | 0.0466 | 0.0445 | 0.0474   | 0.0469 | 5       |
| 5)6) NO (ppm) |        |         |        |        |          |        |         |
| 0.016         | 0.019  | 0.014   | 0.015  | 0.021  | 0.021    | 0.014  | 2016    |
| 0.015         | 0.018  | 0.013   | 0.014  | 0.018  | 0.021    | 0.013  | 2017    |
| 0.013         | 0.016  | 0.011   | 0.014  | 0.017  | 0.020    | 0.012  | 2018    |
| 0.012         | 0.013  | 0.010   | 0.015  | 0.016  | 0.020    | 0.013  | 2019    |
| 0.010         | 0.013  | 0.010   | 0.013  | 0.015  | 0.017    | 0.012  | 2020    |
| 0.011         | 0.012  | 0.009   | 0.013  | 0.014  | 0.017    | 0.009  | 2021    |
| 0.012         | 0.011  | 0.010   | 0.012  | 0.013  | 0.017    | 0.008  | 2022    |
| 0.0092        | 0.0105 | 0.0068  | 0.0127 | 0.0100 | 0.0137   | 0.0083 | 5. 2023 |
| 0.0067        | 0.0083 | 0.0049  | 0.0121 | 0.0091 | 0.0128   | 0.0073 | 6       |
| 0.0056        | 0.0078 | 0.0042  | 0.0107 | 0.0083 | 0.0129   | 0.0057 | 7       |
| 0.0065        | 0.0068 | 0.0047  | 0.0111 | 0.0079 | 0.0114   | 0.0058 | 8       |
| 0.0079        | 0.0076 | 0.0050  | 0.0105 | 0.0089 | 0.0123   | 0.0066 | 9       |
| 0.0102        | 0.0103 | 0.0074  | 0.0122 | 0.0131 | 0.0153   | 0.0075 | 10      |
| 0.0105        | 0.0119 | 0.0105  | 0.0132 | 0.0160 | 0.0185   | 0.0084 | 11      |
| 0.0142        | 0.0141 | 0.0145  | 0.0148 | 0.0183 | 0.0218   | 0.0092 | 12      |
| 0.0134        | 0.0138 | 0.0126  | 0.0146 | 0.0184 | 0.0215   | 0.0083 | 1. 2024 |
| 0.0112        | 0.0119 | 0.0109  | 0.0134 | 0.0145 | 0.0170   | 0.0077 | 2       |
| 0.0107        | 0.0113 | -0.0112 | 0.0125 | 0.0140 | 0.0155   | 0.0085 | 3       |
| 0.0114        | 0.0136 | 0.0098  | 0.0131 | 0.0128 | 0.0177   | 0.0101 | 4       |
| 0.0083        | 0.0091 | 0.0064  | 0.0104 | 0.0098 | 0.0143   | 0.0083 | 5       |

8) Since 2015, Masan-si, Jinhae-si and Changwon-si have been included in the calculation of the average.

8.

1)

: mg/L

|         | Hangang  |             |             |            |             | Nakdonggang   |          |       |         |      |
|---------|----------|-------------|-------------|------------|-------------|---------------|----------|-------|---------|------|
|         | Uiam Dam | Chungju Dam | Paldang Dam | Noryangjin | 가<br>Gayang | 1<br>Andong 1 | Goryeong | Namji | Mulgeum | Gupo |
|         | B O D    |             |             |            |             |               |          |       |         |      |
| 2017    | 1.2      | 0.8         | 1.1         | 2.0        | 1.9         | 1.0           | 2.8      | 2.0   | 2.0     | 2.1  |
| 2018    | 1.4      | 1.0         | 1.2         | 2.0        | 1.8         | 1.0           | 2.6      | 2.1   | 2.0     | 2.0  |
| 2019    | 1.1      | 0.7         | 1.2         | 2.1        | 1.9         | 1.0           | 2.4      | 1.7   | 1.9     | 1.7  |
| 2020    | 1.2      | 0.9         | 1.1         | 1.7        | 1.5         | 1.2           | 2.1      | 1.6   | 1.7     | 1.6  |
| 2021    | 1.2      | 0.9         | 1.1         | 1.6        | 2.0         | 0.6           | 2.2      | 1.8   | 1.9     | 1.9  |
| 2022    | 1.4      | 1.0         | 1.0         | 1.8        | 1.3         | 0.7           | 2.0      | 1.9   | 2.1     | 1.9  |
| 2023    | 1.0      | 0.6         | 1.2         | 2.1        | 1.5         | 0.7           | 1.8      | 1.6   | 1.8     | 1.4  |
| 2023. 8 | 1.1      | 0.3         | 1.4         | 1.9        | 1.4         | 1.2           | 2.9      | 2.8   | 1.8     | 1.7  |
| 9       | 1.3      | 0.4         | 1.1         | 1.4        | 1.1         | 0.6           | 2.0      | 1.2   | 1.1     | 0.8  |
| 10      | 0.9      | 0.6         | 1.1         | 1.4        | 1.3         | 0.6           | 1.7      | 1.4   | 2.1     | 1.6  |
| 11      | 1.1      | 0.7         | 0.8         | 1.5        | 1.0         | 0.7           | 1.3      | 1.2   | 1.4     | 0.8  |
| 12      | 0.8      | 0.3         | 0.9         | 1.4        | 1.0         | 0.8           | 1.2      | 1.0   | 1.5     | 0.8  |
| 2024. 1 | 1.0      | 0.6         | 0.7         | 1.8        | 1.3         | 0.8           | 1.5      | 1.3   | 3.3     | 2.0  |
| 2       | 1.2      | 0.8         | 1.0         | 2.4        | 1.9         | 0.7           | 2.3      | 1.6   | 2.6     | 2.4  |
| 3       | 1.2      | 0.8         | 1.3         | 3.3        | 2.1         | 0.6           | 2.0      | 1.8   | 2.2     | 1.8  |
| 4       | 0.9      | 0.5         | 1.3         | 2.3        | 2.0         | 0.7           | 2.6      | 1.1   | 2.0     | 1.9  |
| 5       | 0.8      | 0.5         | 1.8         | 1.5        | 2.8         | 0.6           | 1.6      | 1.2   | 1.7     | 1.5  |
| 6       | 0.9      | 0.6         | 1.6         | 1.9        | 1.9         | 0.6           | 2.2      | 1.8   | 1.4     | 2.3  |
| 7       | 0.7      | 0.5         | 1.0         | 1.1        | 1.2         | 0.8           | 1.5      | 2.5   | 1.3     | 1.0  |
| 8       | 0.8      | 0.6         | 2.0         | 1.2        | 1.4         | 0.4           | 2.9      | 2.8   | 2.6     | 1.2  |

|         | Geumgang |              |              |               |              | Yeongsangang |      |                |      |             |
|---------|----------|--------------|--------------|---------------|--------------|--------------|------|----------------|------|-------------|
|         | Okcheon  | Daechong Dam | 2)<br>Bugang | 1<br>Gongju 1 | 1<br>Buyeo 1 | Damyang      | Uchi | 1<br>Gwangju 1 | Naju | 2<br>Muan 2 |
|         | B O D    |              |              |               |              |              |      |                |      |             |
| 2017    | 0.8      | 0.8          | 1.8          | 3.3           | 2.6          | 1.9          | 3.2  | 4.1            | 5.5  | 1.8         |
| 2018    | 1.3      | 0.9          | 2.0          | 3.2           | 3.1          | 1.4          | 2.6  | 3.1            | 5.8  | 2.2         |
| 2019    | 1.5      | 0.8          | 1.8          | 3.3           | 3.4          | 1.7          | 2.9  | 3.7            | 4.9  | 1.8         |
| 2020    | 1.2      | 0.9          | 1.3          | 2.5           | 2.4          | 1.5          | 2.3  | 3.6            | 5.1  | 1.5         |
| 2021    | 0.9      | 0.8          | 1.6          | 2.8           | 2.4          | 1.3          | 2.6  | 4.1            | 5.3  | 1.9         |
| 2022    | 1.1      | 0.7          | 1.1          | 2.6           | 2.7          | 1.4          | 3.6  | 5.0            | 6.6  | 2.6         |
| 2023    | 0.8      | 0.9          | 1.6          | 2.5           | 2.2          | 0.8          | 3.1  | 3.2            | 5.6  | 2.5         |
| 2023. 8 | 1.0      | 1.8          | 1.6          | 1.8           | 2.4          | 0.5          | 2.2  | 1.7            | 5.1  | 2.4         |
| 9       | 0.6      | 1.4          | 1.2          | 1.6           | 2.2          | 0.6          | 2.3  | 0.8            | 4.0  | 3.0         |
| 10      | 0.5      | 1.1          | 0.9          | 1.3           | 1.6          | 0.3          | 2.4  | 2.0            | 5.6  | 2.1         |
| 11      | 0.5      | 0.7          | 1.0          | 1.2           | 2.1          | 0.4          | 2.2  | 2.0            | 4.4  | 1.3         |
| 12      | 0.6      | 0.5          | 3.0          | 1.2           | 1.7          | 0.6          | 2.1  | 1.5            | 5.5  | 2.5         |
| 2024. 1 | 0.6      | 0.5          | 1.5          | 1.0           | 1.3          | 0.3          | 2.2  | 1.1            | 4.3  | 2.7         |
| 2       | 0.7      | 0.6          | 2.8          | 3.0           | 1.8          | 0.2          | 1.5  | 0.7            | 3.7  | 2.3         |
| 3       | 1.0      | 0.7          | 1.7          | 1.7           | 1.5          | 0.4          | 3.0  | 2.2            | 6.5  | 3.7         |
| 4       | 1.0      | 0.6          | 1.5          | 3.0           | 2.2          | 0.4          | 2.8  | 2.3            | 4.3  | 2.9         |
| 5       | 0.9      | 0.7          | 1.3          | 3.7           | 3.6          | 0.5          | 3.5  | 2.9            | 5.7  | 2.7         |
| 6       | 1.0      | 0.9          | 0.7          | 2.5           | 3.4          | 0.5          | 3.8  | 1.7            | 5.8  | 5.5         |
| 7       | 1.3      | 1.0          | 1.9          | 2.7           | 1.8          | 0.3          | 1.6  | 0.7            | 3.0  | 2.5         |
| 8       | 1.4      | 0.8          | 2.2          | 3.4           | 2.4          | 0.6          | 2.6  | 1.6            | 4.9  | 2.1         |

: 1)

2) -1

:



8. Water Quality by Major River <sup>1)</sup>

In mg/L

| Hangang  |             |             |            |             | Nakdonggang   |          |       |         |      |         |
|----------|-------------|-------------|------------|-------------|---------------|----------|-------|---------|------|---------|
| Uiam Dam | Chungju Dam | Paldang Dam | Noryangjin | 가<br>Gayang | 1<br>Andong 1 | Goryeong | Namji | Mulgeum | Gupo |         |
| D O      |             |             |            |             |               |          |       |         |      |         |
| 11.8     | 9.7         | 10.2        | 10.4       | 10.4        | 10.3          | 11.5     | 11.5  | 10.5    | 10.8 | 2017    |
| 11.2     | 9.9         | 10.4        | 10.9       | 10.6        | 10.4          | 12.3     | 11.9  | 10.9    | 11.1 | 2018    |
| 11.6     | 9.2         | 10.2        | 10.1       | 10.2        | 9.5           | 10.5     | 11.3  | 10.6    | 10.7 | 2019    |
| 11.3     | 9.9         | 10.3        | 10.3       | 10.4        | 9.9           | 10.9     | 11.0  | 10.5    | 10.5 | 2020    |
| 11.2     | 9.3         | 10.4        | 9.6        | 10.2        | 9.6           | 10.7     | 11.0  | 10.7    | 10.6 | 2021    |
| 11.4     | 9.7         | 10.7        | 10.1       | 10.6        | 9.4           | 10.8     | 11.2  | 10.4    | 10.7 | 2022    |
| 11.6     | 10.1        | 10.4        | 10.3       | 10.6        | 9.1           | 10.6     | 10.8  | 10.5    | 10.7 | 2023    |
| 9.4      | 9.0         | 7.5         | 7.9        | 7.9         | 7.6           | 9.1      | 9.4   | 7.9     | 8.8  | 8. 2023 |
| 10.6     | 7.6         | 9.0         | 8.4        | 8.5         | 6.6           | 8.8      | 8.8   | 7.8     | 8.0  | 9       |
| 11.2     | 7.3         | 9.5         | 9.3        | 9.4         | 6.0           | 10.1     | 9.9   | 11.0    | 11.6 | 10      |
| 11.0     | 8.1         | 10.1        | 10.5       | 10.5        | 7.3           | 10.5     | 11.4  | 10.7    | 10.5 | 11      |
| 12.3     | 10.0        | 12.0        | 12.9       | 12.6        | 9.3           | 12.4     | 11.7  | 12.7    | 11.9 | 12      |
| 13.4     | 11.7        | 13.7        | 14.0       | 12.0        | 10.5          | 12.9     | 13.9  | 14.6    | 13.8 | 1. 2024 |
| 13.6     | 11.9        | 14.1        | 12.0       | 11.5        | 10.7          | 13.0     | 12.1  | 13.4    | 13.3 | 2       |
| 13.0     | 12.3        | 12.8        | 12.1       | 11.3        | 11.2          | 11.7     | 13.0  | 12.5    | 12.2 | 3       |
| 11.9     | 11.6        | 11.7        | 11.2       | 9.9         | 10.7          | 11.7     | 10.8  | 11.4    | 11.1 | 4       |
| 11.8     | 10.5        | 10.5        | 10.4       | 8.6         | 10.5          | 9.2      | 9.5   | 9.9     | 10.0 | 5       |
| 11.0     | 9.7         | 9.6         | 9.5        | 8.4         | 9.8           | 9.7      | 9.1   | 8.4     | 10.5 | 6       |
| 10.2     | 8.2         | 8.7         | 8.7        | 7.2         | 8.9           | 9.3      | 8.7   | 7.9     | 7.7  | 7       |
| 9.5      | 7.2         | 8.2         | 7.7        | 7.8         | 7.3           | 10.3     | 10.6  | 7.5     | 9.1  | 8       |

| Geumgang |              |              |               |              | Yeongsangang |      |                |      |             |         |
|----------|--------------|--------------|---------------|--------------|--------------|------|----------------|------|-------------|---------|
| Okcheon  | Daechong Dam | 2)<br>Bugang | 1<br>Gongju 1 | 1<br>Buyeo 1 | Damyang      | Uchi | 1<br>Gwangju 1 | Naju | 2<br>Muan 2 |         |
| D O      |              |              |               |              |              |      |                |      |             |         |
| 11.3     | 9.8          | 10.7         | 12.2          | 11.3         | 11.5         | 10.5 | 11.2           | 11.1 | 11.1        | 2017    |
| 11.7     | 9.8          | 10.7         | 11.1          | 11.7         | 11.2         | 9.8  | 11.1           | 11.4 | 10.4        | 2018    |
| 11.7     | 9.7          | 10.4         | 11.6          | 12.0         | 11.6         | 10.1 | 11.6           | 10.6 | 10.0        | 2019    |
| 11.0     | 9.1          | 10.6         | 11.2          | 11.9         | 11.7         | 10.4 | 11.5           | 10.2 | 9.5         | 2020    |
| 10.4     | 9.1          | 10.0         | 10.8          | 11.7         | 10.8         | 9.9  | 10.9           | 10.2 | 9.4         | 2021    |
| 10.3     | 9.5          | 10.3         | 11.0          | 11.1         | 10.8         | 9.8  | 11.0           | 10.1 | 10.1        | 2022    |
| 10.3     | 8.9          | 10.2         | 11.0          | 11.0         | 11.0         | 9.9  | 10.7           | 10.1 | 9.3         | 2023    |
| 7.7      | 6.6          | 8.3          | 8.6           | 8.8          | 8.9          | 7.8  | 8.2            | 7.2  | 6.3         | 8. 2023 |
| 7.9      | 4.9          | 8.0          | 8.9           | 9.1          | 8.6          | 8.2  | 8.1            | 7.8  | 5.1         | 9       |
| 10.2     | 6.8          | 9.6          | 10.3          | 10.9         | 10.3         | 9.2  | 10.2           | 10.2 | 7.3         | 10      |
| 11.6     | 8.2          | 10.1         | 11.0          | 12.5         | 10.9         | 10.1 | 11.3           | 10.3 | 9.8         | 11      |
| 13.2     | 9.5          | 10.1         | 12.4          | 13.1         | 11.8         | 12.0 | 12.5           | 12.8 | 11.9        | 12      |
| 13.5     | 11.3         | 12.3         | 13.0          | 13.2         | 13.5         | 12.5 | 13.5           | 12.6 | 12.7        | 1. 2024 |
| 12.3     | 12.4         | 11.5         | 11.4          | 12.5         | 12.4         | 11.8 | 11.9           | 11.2 | 11.8        | 2       |
| 11.4     | 12.5         | 11.9         | 11.9          | 11.9         | 12.1         | 10.8 | 11.5           | 12.0 | 11.5        | 3       |
| 9.7      | 11.3         | 10.7         | 11.5          | 11.0         | 11.0         | 9.4  | 10.2           | 8.9  | 9.8         | 4       |
| 9.3      | 9.9          | 10.3         | 9.1           | 10.7         | 10.0         | 9.5  | 9.4            | 9.6  | 7.7         | 5       |
| 8.1      | 8.1          | 10.3         | 10.9          | 11.8         | 8.8          | 7.3  | 8.0            | 7.1  | 8.3         | 6       |
| 7.9      | 6.1          | 7.3          | 7.3           | 8.4          | 8.1          | 7.1  | 7.7            | 7.3  | 5.5         | 7       |
| 8.4      | 5.2          | 6.8          | 10.8          | 8.4          | 8.5          | 8.7  | 7.7            | 7.7  | 6.9         | 8       |

Note: 1) The points measured are part of the main areas selected according to the Plans on Operations of the Water Quality Monitoring Networks.

2) 'Cheongwon-1' was renamed to 'Bugang'.

Source: Ministry of Environment.

9.

: ,100

|                   | Cases of fires | ( )                 |       |        | Property damages |
|-------------------|----------------|---------------------|-------|--------|------------------|
|                   |                | Casualties (person) | Death | Injury |                  |
| 2014              | 42,135         | 2,181               | 325   | 1,856  | 405,366          |
| 2015              | 44,435         | 2,093               | 253   | 1,840  | 433,209          |
| 2016              | 43,413         | 2,024               | 306   | 1,718  | 420,603          |
| 2017              | 44,178         | 2,197               | 345   | 1,852  | 506,976          |
| 2018              | 42,338         | 2,594               | 369   | 2,225  | 559,705          |
| 2019              | 40,103         | 2,515               | 285   | 2,230  | 858,496          |
| 2020              | 38,659         | 2,283               | 365   | 1,918  | 600,475          |
| 2021              | 36,267         | 2,130               | 276   | 1,854  | 1,099,125        |
| 2022              | 40,113         | 2,669               | 342   | 2,327  | 1,210,411        |
| 2023              | 38,857         | 2,477               | 283   | 2,194  | 953,617          |
| 2023. 9           | 2,429          | 186                 | 14    | 172    | 30,133           |
| 10                | 2,843          | 183                 | 19    | 164    | 39,696           |
| 11                | 3,159          | 204                 | 21    | 183    | 65,592           |
| 12                | 3,345          | 273                 | 38    | 235    | 55,885           |
| 2024. 1           | 3,300          | 268                 | 32    | 236    | 76,942           |
| 2                 | 2,640          | 185                 | 21    | 164    | 46,067           |
| 3                 | 3,668          | 249                 | 39    | 210    | 58,988           |
| 4                 | 3,033          | 213                 | 20    | 193    | 64,962           |
| 5                 | 3,201          | 161                 | 21    | 140    | 50,810           |
| 6                 | 3,367          | 254                 | 40    | 214    | 75,176           |
| 7                 | 2,899          | 148                 | 13    | 135    | 106,397          |
| 8                 | 3,383          | 195                 | 23    | 172    | 53,469           |
| 9 p)              | 2,962          | 148                 | 16    | 132    | 44,262           |
| Seoul             | 443            | 23                  | 1     | 22     | 906              |
| Busan             | 215            | 4                   | 0     | 4      | 294              |
| Daegu             | 104            | 7                   | 1     | 6      | 373              |
| Incheon           | 104            | 4                   | 0     | 4      | 1,496            |
| Gwangju           | 58             | 4                   | 1     | 3      | 733              |
| Daejeon           | 88             | 3                   | 0     | 3      | 372              |
| Daejeon           | 55             | 3                   | 1     | 2      | 915              |
| Ulsan             | 26             | 0                   | 0     | 0      | 128              |
| Sejong            | 528            | 25                  | 2     | 23     | 17,737           |
| Gyeonggi-do       | 134            | 11                  | 0     | 11     | 1,666            |
| Gangwon State     | 106            | 10                  | 3     | 7      | 3,773            |
| Chungcheongbuk-do | 135            | 7                   | 0     | 7      | 6,414            |
| Chungcheongnam-do | 174            | 3                   | 0     | 3      | 1,512            |
| Jeonbuk State     | 198            | 20                  | 4     | 16     | 2,376            |
| Jeollanam-do      | 225            | 11                  | 1     | 10     | 2,042            |
| Gyeongsangbuk-do  | 327            | 11                  | 1     | 10     | 3,243            |
| Gyeongsangnam-do  | 42             | 2                   | 1     | 1      | 283              |
| Jeju-do           |                |                     |       |        |                  |

: 가

### 9. Cases and Damages of Fires

In case, million won

| Cases of fires by cause |         |           |                      |                     |                   |        |       |                    |                   |         |        |         |
|-------------------------|---------|-----------|----------------------|---------------------|-------------------|--------|-------|--------------------|-------------------|---------|--------|---------|
| Electricity             | Machine | Chemistry | 가<br>( )<br>Gas leak | Traffic<br>accident | Careless<br>-ness | Nature | Arson | Arson<br>suspicion | Product<br>defect | Unknown | Others |         |
| 10,471                  | 4,619   | 604       | 211                  | 505                 | 20,352            | 250    | 447   | 470                | -                 | 4,037   | 372    | 2018    |
| 9,459                   | 4,046   | 624       | 162                  | 433                 | 20,149            | 195    | 370   | 435                | -                 | 3,778   | 452    | 2019    |
| 9,330                   | 4,052   | 630       | 141                  | 458                 | 19,186            | 238    | 377   | 381                | 101               | 3,266   | 499    | 2020    |
| 9,472                   | 4,038   | 683       | 146                  | 398                 | 16,875            | 241    | 308   | 339                | 168               | 3,088   | 511    | 2021    |
| 10,012                  | 3,856   | 687       | 151                  | 430                 | 19,669            | 213    | 400   | 346                | 167               | 3,667   | 515    | 2022    |
| 10,359                  | 3,926   | 732       | 128                  | 427                 | 18,198            | 283    | 315   | 342                | 182               | 3,433   | 532    | 2023    |
| 748                     | 290     | 58        | 8                    | 36                  | 956               | 11     | 28    | 31                 | 17                | 206     | 40     | 9. 2023 |
| 653                     | 308     | 56        | 13                   | 32                  | 1,406             | 12     | 24    | 33                 | 12                | 255     | 39     | 10      |
| 823                     | 348     | 47        | 15                   | 31                  | 1,462             | 7      | 28    | 18                 | 7                 | 333     | 40     | 11      |
| 988                     | 390     | 52        | 15                   | 48                  | 1,394             | 26     | 29    | 24                 | 19                | 318     | 42     | 12      |
| 907                     | 392     | 50        | 18                   | 36                  | 1,442             | 5      | 37    | 26                 | 21                | 308     | 58     | 1. 2024 |
| 774                     | 272     | 59        | 7                    | 30                  | 1,138             | 9      | 31    | 27                 | 11                | 239     | 43     | 2       |
| 811                     | 282     | 66        | 13                   | 26                  | 2,064             | 12     | 34    | 30                 | 11                | 274     | 45     | 3       |
| 698                     | 280     | 80        | 7                    | 38                  | 1,563             | 7      | 31    | 31                 | 14                | 253     | 31     | 4       |
| 804                     | 309     | 85        | 12                   | 26                  | 1,600             | 22     | 38    | 31                 | 12                | 223     | 39     | 5       |
| 782                     | 296     | 105       | 7                    | 34                  | 1,717             | 22     | 28    | 25                 | 15                | 289     | 47     | 6       |
| 1,209                   | 333     | 100       | 10                   | 43                  | 797               | 83     | 28    | 22                 | 16                | 228     | 30     | 7       |
| 1,299                   | 383     | 91        | 13                   | 26                  | 1,150             | 69     | 25    | 20                 | 11                | 253     | 43     | 8       |
| 920                     | 291     | 99        | 16                   | 29                  | 1,208             | 47     | 31    | 33                 | 14                | 232     | 42     | 9 p)    |

| Cases of fires by place |                    |                                |                  |             |               |         |
|-------------------------|--------------------|--------------------------------|------------------|-------------|---------------|---------|
| Construct               | Vehicles, railroad | 가<br>( )<br>Dangerous articles | Vessel, aircraft | Forest land | ( )<br>Others |         |
| 28,013                  | 5,067              | 37                             | 116              | 2,258       | 6,847         | 2018    |
| 26,025                  | 4,710              | 29                             | 108              | 2,211       | 7,020         | 2019    |
| 24,929                  | 4,558              | 21                             | 119              | 1,619       | 7,413         | 2020    |
| 23,997                  | 4,530              | 22                             | 125              | 1,063       | 6,530         | 2021    |
| 25,426                  | 4,667              | 40                             | 156              | 2,014       | 7,810         | 2022    |
| 25,064                  | 4,725              | 37                             | 97               | 1,519       | 7,415         | 2023    |
| 1,648                   | 375                | 4                              | 6                | 15          | 381           | 9. 2023 |
| 1,853                   | 388                | 3                              | 12               | 54          | 533           | 10      |
| 2,180                   | 379                | 3                              | 8                | 53          | 536           | 11      |
| 2,366                   | 405                | 4                              | 4                | 64          | 502           | 12      |
| 2,304                   | 431                | 1                              | 5                | 68          | 491           | 1. 2024 |
| 1,830                   | 313                | 4                              | 2                | 49          | 442           | 2       |
| 2,167                   | 356                | 1                              | 9                | 249         | 886           | 3       |
| 1,864                   | 396                | 1                              | 8                | 160         | 604           | 4       |
| 1,905                   | 427                | 3                              | 5                | 83          | 778           | 5       |
| 1,969                   | 408                | 2                              | 10               | 127         | 851           | 6       |
| 2,060                   | 438                | 5                              | 7                | 9           | 380           | 7       |
| 2,249                   | 454                | 3                              | 10               | 35          | 632           | 8       |
| 1,876                   | 419                | 1                              | 8                | 59          | 599           | 9 p)    |

Source: National Fire Data System.

# 10. <sup>1)</sup> Water Quality of Coasts

|           | : mg/L  |      |       |      |        |      |       |      | In mg/L |      |
|-----------|---------|------|-------|------|--------|------|-------|------|---------|------|
|           | (23 )   |      | (5 )  |      | (10 )  |      | (8 )  |      | (5 )    |      |
|           | Incheon |      | Asan  |      | Gunsan |      | Mokpo |      | Yeosu   |      |
|           | DO      | COD  | DO    | COD  | DO     | COD  | DO    | COD  | DO      | COD  |
| 2017      | 9.18    | 1.57 | 8.99  | 1.37 | 8.50   | 1.83 | 8.85  | 1.45 | 8.20    | 1.39 |
| 2018      | 8.78    | 1.81 | 8.92  | 1.79 | 8.38   | 2.21 | 8.73  | 1.63 | 7.75    | 1.39 |
| 2019      | 8.91    | 1.92 | 8.87  | 1.98 | 8.40   | 2.21 | 9.88  | 1.92 | 8.89    | 1.49 |
| 2020      | 8.78    | 2.26 | 8.64  | 2.27 | 9.50   | 2.36 | 9.09  | 1.93 | 8.48    | 1.72 |
| 2021      | 9.11    | 1.80 | 8.86  | 1.70 | 9.08   | 2.47 | 8.74  | 1.88 | 8.55    | 1.83 |
| 2022      | 9.00    | 1.59 | 9.15  | 1.96 | 8.67   | 2.84 | 8.51  | 1.78 | 9.23    | 1.90 |
| 2023      | 8.98    | 2.01 | 9.12  | 2.09 | 9.16   | 2.23 | 8.72  | 1.85 | 8.95    | 1.91 |
| 2021. 2/4 | 9.96    | 1.93 | 9.89  | 1.54 | 9.35   | 2.57 | 9.33  | 2.28 | 8.65    | 1.88 |
| 3/4       | 5.63    | 2.32 | 4.65  | 1.51 | 6.65   | 3.40 | 5.51  | 1.82 | 7.57    | 2.02 |
| 4/4       | 8.70    | 1.16 | 8.52  | 1.15 | 8.35   | 1.60 | 8.53  | 1.35 | 7.55    | 0.89 |
| 2022. 1/4 | 11.43   | 1.55 | 11.47 | 2.13 | 12.02  | 3.22 | 11.76 | 2.69 | 10.19   | 2.15 |
| 2/4       | 9.82    | 1.25 | 10.45 | 1.79 | 9.18   | 2.65 | 9.11  | 1.15 | 8.79    | 1.53 |
| 3/4       | 7.07    | 1.84 | 6.91  | 2.21 | 4.94   | 3.07 | 5.15  | 1.63 | 9.89    | 2.44 |
| 4/4       | 7.67    | 1.73 | 7.79  | 1.71 | 8.53   | 2.43 | 8.02  | 1.64 | 8.03    | 1.50 |
| 2023. 1/4 | 11.62   | 1.55 | 11.69 | 2.40 | 11.56  | 1.87 | 10.48 | 1.33 | 11.07   | 2.21 |
| 2/4       | 8.92    | 2.03 | 9.46  | 2.26 | 9.13   | 2.57 | 8.18  | 2.21 | 8.15    | 1.76 |
| 3/4       | 7.62    | 2.57 | 7.35  | 2.36 | 8.02   | 2.79 | 7.96  | 2.40 | 9.92    | 2.65 |
| 4/4       | 7.77    | 1.87 | 7.98  | 1.34 | 7.94   | 1.67 | 8.25  | 1.47 | 6.67    | 1.01 |
| 2024. 1/4 | 10.89   | 1.87 | 10.77 | 1.80 | 11.98  | 2.92 | 8.56  | 2.08 | 10.63   | 1.42 |
| 2/4       | 9.54    | 1.71 | 9.67  | 2.23 | 8.65   | 2.89 | 7.82  | 1.70 | 8.07    | 2.01 |

|           | (4 )                   |      | (17 ) |      | (12 ) |      | (7 )      |      | (3 ) |      |
|-----------|------------------------|------|-------|------|-------|------|-----------|------|------|------|
|           | Eastern coast of Geoje |      | Busan |      | Ulsan |      | Gangneung |      | Jeju |      |
|           | DO                     | COD  | DO    | COD  | DO    | COD  | DO        | COD  | DO   | COD  |
| 2017      | 8.31                   | 1.32 | 8.10  | 1.30 | 7.95  | 1.24 | 8.38      | 1.12 | 8.42 | 1.07 |
| 2018      | 8.24                   | 1.24 | 8.00  | 1.32 | 7.87  | 1.63 | 8.68      | 1.10 | 8.29 | 1.03 |
| 2019      | 8.80                   | 1.24 | 8.39  | 1.03 | 7.84  | 1.25 | 8.59      | 0.93 | 9.24 | 1.07 |
| 2020      | 8.55                   | 1.78 | 8.72  | 1.51 | 8.32  | 1.62 | 9.29      | 1.34 | 8.51 | 1.02 |
| 2021      | 8.62                   | 1.53 | 7.92  | 1.26 | 7.59  | 1.49 | 8.76      | 1.31 | 8.42 | 0.98 |
| 2022      | 8.03                   | 1.91 | 8.07  | 1.60 | 8.18  | 1.79 | 8.50      | 1.46 | 7.57 | 1.46 |
| 2023      | 8.44                   | 1.52 | 7.92  | 1.46 | 7.55  | 1.22 | 8.91      | 1.10 | 8.05 | 0.96 |
| 2021. 2/4 | 9.06                   | 1.33 | 8.11  | 1.35 | 8.12  | 1.85 | 9.78      | 1.15 | 8.95 | 0.59 |
| 3/4       | 7.53                   | 2.39 | 7.33  | 2.02 | 6.89  | 2.19 | 8.23      | 2.05 | 7.30 | 1.77 |
| 4/4       | 9.02                   | 1.49 | 7.75  | 0.98 | 6.51  | 1.05 | 7.61      | 0.83 | 8.75 | 0.56 |
| 2022. 1/4 | 9.03                   | 2.63 | 9.00  | 0.82 | 8.73  | 0.98 | 9.42      | 1.56 | 8.25 | 1.28 |
| 2/4       | 8.22                   | 1.41 | 8.00  | 1.00 | 9.53  | 2.03 | 9.32      | 0.86 | 8.70 | 1.12 |
| 3/4       | 7.38                   | 2.24 | 8.14  | 2.89 | 7.31  | 1.58 | 7.33      | 2.06 | 6.29 | 1.69 |
| 4/4       | 7.48                   | 1.37 | 7.14  | 1.68 | 7.13  | 2.53 | 7.95      | 1.37 | 7.05 | 1.62 |
| 2023. 1/4 | 8.66                   | 0.63 | 8.20  | 0.82 | 8.32  | 0.98 | 8.99      | 0.73 | 8.21 | 0.89 |
| 2/4       | 9.31                   | 1.67 | 8.32  | 1.51 | 8.80  | 1.32 | 9.94      | 1.16 | 9.02 | 1.03 |
| 3/4       | 8.42                   | 2.97 | 7.96  | 2.71 | 6.47  | 1.78 | 8.68      | 1.84 | 6.29 | 1.23 |
| 4/4       | 7.36                   | 0.83 | 7.21  | 0.79 | 6.60  | 0.78 | 8.01      | 0.68 | 8.66 | 0.69 |
| 2024. 1/4 | 8.75                   | 0.53 | 8.99  | 0.96 | 8.62  | 0.81 | 11.71     | 1.19 | 9.00 | 0.86 |
| 2/4       | 9.17                   | 1.97 | 8.95  | 1.37 | 9.23  | 2.14 | 9.38      | 1.89 | 7.90 | 0.79 |

: 1) (2,5,8,11 )  
:

Note: 1) Quarterly figures are the average of surface observed in each month : Feb. May. Aug. and Nov.  
Source: Korea Marine Environment Management Corporation.

# 11. Import of Raw Materials

|       | 가 1)                  |                       |                                     | Pulp             |                  | Wastepaper      |                 | Iron scraps<br>(\$/ton) | Reclaimed rubber<br>(\$/ton) |       |
|-------|-----------------------|-----------------------|-------------------------------------|------------------|------------------|-----------------|-----------------|-------------------------|------------------------------|-------|
|       | Global oil prices     |                       |                                     | LBKP<br>(\$/ton) | NBKP<br>(\$/ton) | OCC<br>(\$/ton) | ONP<br>(\$/ton) |                         |                              |       |
|       | Dubai oil<br>(\$/bb1) | Brent oil<br>(\$/bb1) | West Texas Intermediate<br>(\$/bb1) |                  |                  |                 |                 |                         |                              |       |
| 2021. | 11                    | 80.3                  | 80.9                                | 78.7             | 628.0            | 876.0           | 299.0           | 288.0                   | 660.0                        | -     |
|       | 12                    | 73.2                  | 74.8                                | 71.7             | 591.0            | 822.0           | 310.0           | 285.0                   | 600.0                        | -     |
| 2022. | 1                     | 83.5                  | 85.6                                | 83.0             | 568.0            | 801.0           | 308.0           | 281.0                   | 694.0                        | -     |
|       | 2                     | 92.4                  | 94.1                                | 91.6             | 581.0            | 756.0           | 299.0           | 280.0                   | 1,059.0                      | -     |
|       | 3                     | 110.9                 | 112.5                               | 108.3            | 592.0            | 777.0           | 284.0           | 266.0                   | 586.0                        | -     |
|       | 4                     | 102.8                 | 105.9                               | 101.6            | 637.0            | 800.0           | 283.0           | 266.0                   | 710.0                        | -     |
|       | 5                     | 108.2                 | 112.0                               | 109.3            | 665.0            | 863.0           | 293.0           | 266.0                   | 656.0                        | -     |
|       | 6                     | 113.3                 | 117.5                               | 114.3            | 722.0            | 928.0           | 297.0           | 272.0                   | 669.0                        | -     |
|       | 7                     | 103.1                 | 105.1                               | 93.4             | 766.0            | 968.0           | 284.0           | 278.0                   | 677.0                        | -     |
|       | 8                     | 96.6                  | 97.7                                | 91.5             | 805.0            | 987.0           | 292.0           | 286.0                   | 605.0                        | -     |
|       | 9                     | 91.0                  | 90.6                                | 83.8             | 823.0            | 1,003.0         | 276.0           | 280.0                   | 441.0                        | -     |
|       | 10                    | 91.2                  | 93.6                                | 87.0             | 815.0            | 998.4           | 243.7           | 271.1                   | 422.1                        | -     |
|       | 11                    | 86.3                  | 90.9                                | 84.4             | 864.3            | 980.0           | 205.2           | 267.7                   | 409.4                        | -     |
|       | 12                    | 77.2                  | 81.3                                | 76.5             | 826.2            | 986.6           | 180.3           | 260.1                   | 419.7                        | -     |
| 2023. | 1                     | 80.4                  | 83.9                                | 78.2             | 833.8            | 984.1           | 176.1           | 258.9                   | 469.3                        | -     |
|       | 2                     | 82.1                  | 83.5                                | 76.9             | 825.9            | 966.9           | 192.6           | 249.6                   | 479.9                        | -     |
|       | 3                     | 78.5                  | 79.2                                | 73.4             | 771.6            | 977.6           | 191.8           | 243.9                   | 483.7                        | 845.5 |
|       | 4                     | 83.4                  | 83.4                                | 79.4             | 724.5            | 916.6           | 188.9           | 229.6                   | 566.5                        | 906.3 |
|       | 5                     | 75.0                  | 75.7                                | 71.6             | 635.4            | 898.0           | 200.7           | 212.9                   | 509.7                        | 959.2 |
|       | 6                     | 75.0                  | 75.0                                | 70.3             | 579.7            | 819.6           | 188.3           | 195.1                   | 467.3                        | 930.7 |
|       | 7                     | 80.5                  | 80.2                                | 76.0             | 531.5            | 753.7           | 176.1           | 187.9                   | 443.7                        | 932.0 |
|       | 8                     | 86.5                  | 85.1                                | 81.3             | 509.0            | 714.1           | 175.1           | 184.1                   | 470.5                        | 876.8 |
|       | 9                     | 93.3                  | 92.6                                | 89.4             | 514.6            | 708.9           | 184.8           | 185.3                   | 471.5                        | 751.1 |
|       | 10                    | 89.8                  | 88.7                                | 85.5             | 529.7            | 708.6           | 185.9           | 174.6                   | 468.0                        | 879.3 |
|       | 11                    | 83.6                  | 82.0                                | 77.4             | 577.5            | 639.2           | 198.1           | 180.8                   | 512.6                        | 900.2 |
|       | 12                    | 77.3                  | 77.3                                | 72.1             | 576.3            | 691.9           | 201.5           | 176.4                   | 490.3                        | 879.8 |
| 2024. | 1                     | 78.9                  | 79.2                                | 73.9             | 596.6            | 720.2           | 200.5           | 176.5                   | 531.3                        | 807.2 |
|       | 2                     | 80.9                  | 81.7                                | 76.6             | 616.5            | 734.6           | 212.9           | 180.8                   | 526.9                        | 810.0 |
|       | 3                     | 84.2                  | 84.7                                | 80.4             | 641.0            | 785.0           | 226.6           | 190.2                   | 530.0                        | 944.8 |
|       | 4                     | 89.2                  | 89.0                                | 84.4             | 638.5            | 772.1           | 231.8           | 195.5                   | 523.2                        | 834.7 |
|       | 5                     | 84.0                  | 83.0                                | 78.6             | 662.2            | 803.7           | 238.0           | 200.9                   | 539.3                        | 846.7 |
|       | 6                     | 82.6                  | 83.0                                | 78.7             | 743.4            | 787.1           | 234.2           | 209.3                   | 502.4                        | 885.4 |
|       | 7                     | 83.8                  | 83.9                                | 80.5             | 695.4            | 821.4           | 232.4           | 205.5                   | 550.3                        | 829.4 |
|       | 8                     | 77.6                  | 78.9                                | 75.4             | 705.3            | 819.1           | 208.6           | 202.9                   | 591.0                        | 888.9 |
|       | 9                     | 73.5                  | 72.9                                | 69.4             | 683.6            | 847.4           | 210.6           | 203.3                   | 500.9                        | 874.9 |

: 1) 12  
:

가

Note: 1) The trends of the average monthly crude oil prices in the past 12 months  
Source: Korea Environment Corporation.



## VIII. 광업 · 제조업

### Mining and Manufacturing

|                                 |     |
|---------------------------------|-----|
| 1. 공업구조별 제조업생산지수(원지수)·····      | 143 |
| 2. 광공업생산지수(원지수)·····            | 144 |
| 3. 광공업생산지수(계절조정지수)·····         | 148 |
| 4. 생산자제품 출하지수(원지수)·····         | 150 |
| 5. 생산자제품 출하지수(계절조정지수)·····      | 154 |
| 6. 생산자제품 재고지수(원지수)·····         | 156 |
| 7. 생산자제품 재고지수(계절조정지수)·····      | 160 |
| 8. 시도별 광공업 생산·출하·재고지수(원지수)····· | 162 |
| 9. 재별 제조업 생산지수·····             | 164 |
| 10. 재별 제조업 출하지수·····            | 166 |
| 11. 제조업 가동률지수·····              | 168 |
| 12. 제조업 생산능력지수·····             | 170 |
| 13. 품목별 광공업 생산·출하·재고량·····      | 172 |
| 14. 수요자 및 기종별 기계수주액·····        | 184 |
| 15. 설비용기계류 생산지수(원지수)·····       | 187 |





## 주요 용어 해설 (Explanation of Terms)

### VIII-2. 광공업생산지수(Index of manufacturing production)

- 일정기간 중 이루어지는 광공업 부문의 생산활동 수준을 나타내는 경제지표의 하나로서, 기준년도(2020년=100)의 생산수준에 비해 현재의 생산수준이 어느 정도인가를 나타내는 대표적인 경기동행 지표로 우리 경제의 생산활동 동향을 신속하게 보여주는 지표임

### VIII-3. 계절조정지수(Seasonally adjusted index)

- 시계열통계의 월별 변동에는 장기추세변동, 계절변동, 불규칙변동 등이 혼합되어 있는데 이 중 계절, 제도, 습관 등의 요인으로 1년 주기로 매년 반복되는 계절변동을 원계열에서 제거한 지수임. 현재 X-13-ARIMA-SEATS 방식에 의해 계절변동요인 및 계절조정지수를 산출하고 있음

### VIII-4. 광공업 출하지수(Index of manufacturing shipment)

- 생산자의 판매활동과 광업·제조업 및 전기·가스업 제품의 출하동향을 나타내는 지표

### VIII-6. 제조업 재고지수(Producers' inventory index)

- 제조업체가 보유하고 있는 제품 재고의 변동을 파악하는 지표임. 따라서, 제조업체가 보유하고 있는 원재료, 반제품, 재공품과 유통업자의 재고품은 제외됨

### VIII-11. 제조업 가동률지수(Index of manufacturing capacity utilization rate)

- 생산실적과 생산능력과의 비율인 설비이용도를 지수화 한 것
  - 가동률지수 = 기준시의 가동률(생산능력 대비 생산실적의 비율) 대비 비교시의 가동률 × 100

### VIII-12. 제조업 생산능력지수(Index of manufacturing production capacity)

- 공급능력의 수준과 동향이 어떻게 변화하는가를 나타낸 것
  - 생산능력지수 = 기준시의 생산능력(사업체가 정상적인 조업환경 하에서 생산시 최대 생산실적) 대비 비교시의 생산능력 × 100

### VIII-14. 수주액(Value of orders received)

- 조사대상기간 (매월1일~말일) 중 주문 받은 총계약금액을 말하며, 계획생산 및 자가사용분도 포함(단, 계획생산분은 수주와 판매(출하)가 동시에 이루어지는 것으로 보아 판매(출하)시점을 기준으로 수주액에 포함하며, 자가사용분은 계획이 확정된 시점을 기준으로 수주액에 포함)
  - 계획생산분: 외부의 주문 없이 수요예측 등 업체의 계획에 따라 생산한 제품
  - 자가사용분: 제조업체가 자기기업 안에 설치하여 자가사용할 목적으로 생산한 제품



# 1. ( )<sup>1)</sup> Index by Structure of Manufacturing Industry (Original Index)

2020=100

|          | Production    |                |                | Shipment      |                |                | 2) Inventory  |                |                |
|----------|---------------|----------------|----------------|---------------|----------------|----------------|---------------|----------------|----------------|
|          | Manufacturing | Heavy industry | Light industry | Manufacturing | Heavy industry | Light industry | Manufacturing | Heavy industry | Light industry |
| 2016     | 96.1          | 94.0           | 107.1          | 101.5         | 100.5          | 107.0          | 84.9          | 84.0           | 88.3           |
| 2017     | 98.4          | 96.6           | 107.1          | 102.5         | 101.8          | 106.4          | 92.4          | 93.3           | 87.5           |
| 2018     | 99.7          | 98.8           | 104.2          | 102.4         | 102.1          | 103.7          | 98.6          | 99.4           | 93.8           |
| 2019     | 100.2         | 99.4           | 103.6          | 102.2         | 102.0          | 103.7          | 96.0          | 96.2           | 94.7           |
| 2020     | 100.0         | 100.0          | 100.0          | 100.0         | 100.0          | 100.0          | 94.5          | 94.2           | 95.9           |
| 2021     | 108.8         | 110.3          | 101.1          | 105.0         | 105.7          | 101.3          | 106.1         | 107.6          | 97.9           |
| 2022     | 109.8         | 111.4          | 101.8          | 105.3         | 106.0          | 101.2          | 110.4         | 112.1          | 100.2          |
| 2023     | 106.9         | 109.2          | 95.8           | 104.8         | 106.4          | 95.9           | 108.1         | 110.3          | 94.3           |
| 2021. 10 | 110.1         | 111.8          | 101.9          | 104.1         | 104.4          | 103.0          | 104.4         | 105.3          | 98.9           |
| 11       | 114.3         | 116.3          | 104.7          | 109.4         | 110.1          | 105.5          | 105.1         | 106.1          | 99.2           |
| 12       | 122.2         | 125.7          | 105.7          | 114.7         | 116.2          | 106.7          | 106.1         | 107.6          | 97.9           |
| 2022. 1  | 109.9         | 111.4          | 102.7          | 103.4         | 103.5          | 103.1          | 106.4         | 107.8          | 97.8           |
| 2        | 102.4         | 104.5          | 91.4           | 96.6          | 97.7           | 90.4           | 107.6         | 109.1          | 98.3           |
| 3        | 118.5         | 120.8          | 107.2          | 112.1         | 113.2          | 105.9          | 104.0         | 105.0          | 98.0           |
| 4        | 113.2         | 114.7          | 105.9          | 105.9         | 106.3          | 104.1          | 105.8         | 107.0          | 98.7           |
| 5        | 114.6         | 116.1          | 107.4          | 109.2         | 109.7          | 106.3          | 105.9         | 106.9          | 99.9           |
| 6        | 114.7         | 116.9          | 103.2          | 105.8         | 106.5          | 102.1          | 109.8         | 111.3          | 100.1          |
| 7        | 111.4         | 113.0          | 103.5          | 104.4         | 104.7          | 102.5          | 114.4         | 116.8          | 100.0          |
| 8        | 104.6         | 105.3          | 101.6          | 101.7         | 101.8          | 101.6          | 112.6         | 114.7          | 99.8           |
| 9        | 105.3         | 106.7          | 98.7           | 105.5         | 106.7          | 98.9           | 108.0         | 109.3          | 100.4          |
| 10       | 106.4         | 107.6          | 100.6          | 105.7         | 106.8          | 99.2           | 109.1         | 110.5          | 100.8          |
| 11       | 107.9         | 109.3          | 101.5          | 104.3         | 104.9          | 101.0          | 113.3         | 115.3          | 101.1          |
| 12       | 108.3         | 110.4          | 97.8           | 108.4         | 110.1          | 98.9           | 110.4         | 112.1          | 100.2          |
| 2023. 1  | 95.2          | 95.7           | 93.1           | 93.9          | 94.2           | 92.9           | 118.0         | 121.2          | 98.3           |
| 2        | 95.5          | 96.5           | 90.9           | 96.4          | 97.6           | 90.0           | 117.6         | 120.6          | 99.2           |
| 3        | 111.5         | 113.7          | 100.9          | 112.4         | 114.5          | 100.5          | 114.0         | 116.4          | 99.6           |
| 4        | 103.5         | 105.1          | 95.7           | 100.3         | 101.3          | 95.0           | 121.8         | 125.2          | 100.3          |
| 5        | 108.3         | 110.4          | 97.9           | 106.4         | 107.9          | 98.2           | 122.6         | 126.4          | 98.7           |
| 6        | 109.6         | 112.0          | 97.5           | 111.5         | 114.1          | 97.1           | 112.6         | 115.1          | 97.0           |
| 7        | 103.9         | 105.6          | 95.8           | 99.9          | 100.7          | 95.3           | 119.0         | 122.6          | 97.2           |
| 8        | 106.2         | 108.2          | 95.9           | 101.0         | 101.9          | 96.0           | 122.9         | 126.9          | 97.9           |
| 9        | 110.5         | 113.5          | 95.1           | 109.6         | 111.7          | 97.6           | 115.0         | 118.1          | 95.7           |
| 10       | 108.8         | 111.3          | 96.7           | 104.3         | 105.6          | 97.0           | 116.1         | 119.2          | 96.9           |
| 11       | 114.6         | 117.7          | 99.0           | 109.3         | 111.3          | 98.3           | 115.3         | 118.4          | 95.6           |
| 12       | 115.7         | 120.4          | 91.5           | 113.1         | 116.5          | 93.2           | 108.1         | 110.3          | 94.3           |
| 2024. 1  | 108.3         | 110.0          | 99.7           | 102.8         | 103.6          | 97.9           | 111.6         | 113.9          | 96.7           |
| 2        | 100.2         | 103.0          | 86.1           | 95.5          | 97.0           | 86.8           | 114.1         | 117.2          | 95.3           |
| 3        | 112.3         | 115.6          | 95.9           | 108.1         | 110.5          | 94.2           | 110.0         | 112.0          | 96.6           |
| 4        | 110.4         | 112.9          | 98.4           | 104.2         | 105.5          | 96.8           | 112.1         | 114.6          | 96.8           |
| 5        | 113.1         | 115.8          | 99.4           | 106.9         | 108.5          | 97.9           | 112.2         | 114.4          | 98.2           |
| 6        | 113.9         | 117.7          | 94.9           | 108.1         | 110.7          | 93.8           | 106.9         | 108.3          | 97.5           |
| 7        | 109.5         | 111.7          | 98.3           | 101.4         | 102.2          | 96.6           | 112.7         | 115.0          | 98.2           |
| 8        | 110.1         | 113.1          | 95.0           | 103.5         | 104.9          | 95.2           | 115.0         | 117.8          | 97.7           |
| 9        | 109.0         | 112.6          | 90.9           | 106.1         | 108.7          | 91.5           | 109.7         | 112.0          | 95.4           |

: 1) 2

2) ( , )

:

Note: 1) Recent two month data are preliminary.

2) Inventory is calculated at the end of a given period (month or year).

Source: Statistics Korea.

2. ( )<sup>1)</sup>

2020=100

|                 | All groups | Mining and manufacturing | Mining and quarrying | Manufacturing | 가<br>Electricity, gas and steam supply | Mining and quarrying                       |                 |   |
|-----------------|------------|--------------------------|----------------------|---------------|--|--|-----------------|---|
|                 |            |                          |                      |               |  | 가<br>Coal, crude petroleum and natural gas | 가<br>Metal ores | 가<br>Non-metallic minerals; except fuel |
| 가 <sup>2)</sup> | 10,000.0   | 9,555.0                  | 23.0                 | 9,532.0       | 445.0                                  | 0.4  | 0.8             | 21.8                                    |
| 2017            | 98.5       | 98.4                     | 119.2                | 98.4          | 99.8                                   | 168.5                                      | 63.6            | 113.8                                   |
| 2018            | 99.9       | 99.8                     | 106.4                | 99.7          | 103.4                                  | 143.1                                      | 79.3            | 102.2                                   |
| 2019            | 100.3      | 100.2                    | 101.5                | 100.2         | 101.9                                  | 122.1                                      | 74.2            | 99.6                                    |
| 2020            | 100.0      | 100.0                    | 100.0                | 100.0         | 100.0                                  | 100.0                                      | 100.0           | 100.0                                   |
| 2021            | 108.5      | 108.7                    | 101.0                | 108.8         | 104.6                                  | 88.2                                       | 86.8            | 102.5                                   |
| 2022            | 109.6      | 109.7                    | 93.2                 | 109.8         | 107.7                                  | 80.5                                       | 77.7            | 94.8                                    |
| 2023            | 106.8      | 106.9                    | 94.2                 | 106.9         | 104.8                                  | 63.4                                       | 82.1            | 96.1                                    |
| 2023. 2         | 96.4       | 95.5                     | 79.0                 | 95.5          | 116.0                                  | 74.0                                       | 69.5            | 80.1                                    |
| 3               | 111.2      | 111.4                    | 94.4                 | 111.5         | 108.0                                  | 76.5                                       | 76.6            | 96.3                                    |
| 4               | 103.0      | 103.5                    | 97.0                 | 103.5         | 94.0                                   | 66.4                                       | 72.5            | 99.5                                    |
| 5               | 107.5      | 108.3                    | 102.6                | 108.3         | 92.3                                   | 64.7                                       | 72.1            | 105.5                                   |
| 6               | 108.7      | 109.6                    | 101.3                | 109.6         | 91.8                                   | 66.5                                       | 76.7            | 103.9                                   |
| 7               | 103.7      | 103.9                    | 88.0                 | 103.9         | 101.0                                  | 58.4                                       | 109.5           | 88.4                                    |
| 8               | 105.9      | 106.1                    | 90.2                 | 106.2         | 103.2                                  | 53.1                                       | 73.8            | 92.3                                    |
| 9               | 109.6      | 110.4                    | 90.2                 | 110.5         | 92.5                                   | 55.4                                       | 67.4            | 92.6                                    |
| 10              | 107.9      | 108.8                    | 101.2                | 108.8         | 90.5                                   | 54.0                                       | 93.2            | 103.3                                   |
| 11              | 114.1      | 114.6                    | 108.7                | 114.6         | 105.5                                  | 71.6                                       | 105.2           | 110.5                                   |
| 12              | 116.1      | 115.6                    | 106.4                | 115.7         | 127.6                                  | 56.3                                       | 97.9            | 108.7                                   |
| 2024. 1         | 109.4      | 108.2                    | 86.3                 | 108.3         | 136.8                                  | 63.0                                       | 94.9            | 87.0                                    |
| 2               | 100.8      | 100.1                    | 73.8                 | 100.2         | 116.5                                  | 47.4                                       | 94.6            | 74.1                                    |
| 3               | 112.3      | 112.2                    | 89.5                 | 112.3         | 115.5                                  | 57.2                                       | 67.6            | 91.8                                    |
| 4               | 109.6      | 110.4                    | 95.2                 | 110.4         | 95.3                                   | 58.0                                       | 77.4            | 97.6                                    |
| 5               | 112.0      | 113.0                    | 98.8                 | 113.1         | 92.6                                   | 51.9                                       | 58.0            | 102.4                                   |
| 6               | 112.8      | 113.8                    | 94.1                 | 113.9         | 92.5                                   | 49.8                                       | 90.7            | 96.0                                    |
| 7               | 109.1      | 109.4                    | 82.9                 | 109.5         | 103.1                                  | 53.5                                       | 68.6            | 84.8                                    |
| 8               | 109.9      | 110.0                    | 80.7                 | 110.1         | 108.5                                  | 50.2                                       | 30.7            | 84.2                                    |
| 9               | 108.2      | 108.9                    | 76.1                 | 109.0         | 94.8                                   | 45.4                                       | 17.5            | 79.9                                    |
|                 | 88.3       | 90.7                     | -                    | 90.7          | 69.3                                   | -  | -               | -                                       |
|                 | 102.0      | 101.8                    | 122.7                | 101.8         | 103.6                                  | -  | -               | 122.7                                   |
|                 | 101.6      | 102.7                    | -                    | 102.7         | 74.9                                   | -  | -               | -                                       |
|                 | 139.3      | 146.5                    | 64.0                 | 146.7         | 89.4                                   | -  | -               | 64.0                                    |
|                 | 106.4      | 107.5                    | -                    | 107.5         | 78.2                                   | -  | -               | -                                       |
|                 | 89.6       | 91.8                     | -                    | 91.8          | 57.3                                   | -  | -               | -                                       |
|                 | 103.6      | 102.9                    | 88.0                 | 102.9         | 115.5                                  | -  | -               | 88.0                                    |
|                 | 102.3      | 99.0                     | 48.4                 | 99.2          | 152.2                                  | -  | -               | 48.4                                    |
|                 | 130.4      | 131.6                    | 76.8                 | 131.6         | 95.3                                   | -  | 0.4             | 82.3                                    |
|                 | 97.1       | 93.3                     | 78.1                 | 94.4          | 117.9                                  | 49.9                                       | 23.8            | 87.1                                    |
|                 | 105.9      | 105.1                    | 80.1                 | 105.2         | 147.7                                  | -  | -               | 80.1                                    |
|                 | 106.6      | 107.2                    | 69.4                 | 107.3         | 98.2                                   | -  | -               | 69.4                                    |
|                 | 93.8       | 92.7                     | 59.1                 | 93.0          | 104.5                                  | -  | -               | 59.1                                    |
|                 | 107.9      | 106.5                    | 92.0                 | 106.5         | 120.2                                  | -  | -               | 92.0                                    |
|                 | 98.7       | 98.7                     | 60.9                 | 98.8          | 98.9                                   | -  | -               | 60.9                                    |
|                 | 112.6      | 112.6                    | 66.9                 | 112.7         | 113.6                                  | -  | -               | 66.9                                    |
|                 | 101.1      | 92.6                     | 63.3                 | 92.9          | 121.0                                  | -  | -               | 63.3                                    |

: 1) 2

2) 가 2024

가 ,

:

2. Index of Industrial Production (Original Index) <sup>1)</sup>

2020=100

| Manufacturing |           |                  |                          |  |  |  |                                |   |    | Weight <sup>2)</sup> |
|---------------|-----------|------------------|--------------------------|--|--|--|--------------------------------|---|----|----------------------|
| Food products | Beverages | Tobacco products | Textiles; except apparel | Wearing apparel, clothing accessories and fur articles | Tanning and dressing of leather, manufacture of luggage and footwear | Wood products of wood and cork; except furniture | Pulp, paper and paper products | Printing & reproduction of recorded media |    |                      |
| 485.9         | 102.0     | 44.7             | 110.6                    | 83.2   | 17.6   | 31.0   | 133.8                          | 43.9                                      |    |                      |
| 93.7          | 106.1     | 97.0             | 127.6                    | 136.1  | 166.7  | 121.4  | 102.3                          | 108.4                                     |    | 2017                 |
| 94.8          | 105.8     | 87.8             | 119.0                    | 132.8  | 168.3  | 111.6  | 102.4                          | 106.7                                     |    | 2018                 |
| 98.4          | 104.2     | 95.7             | 112.0                    | 124.1  | 145.4  | 101.9  | 100.9                          | 101.3                                     |    | 2019                 |
| 100.0         | 100.0     | 100.0            | 100.0                    | 100.0  | 100.0  | 100.0  | 100.0                          | 100.0                                     |    | 2020                 |
| 100.2         | 99.8      | 93.2             | 101.6                    | 103.6  | 101.6  | 99.4   | 101.8                          | 101.7                                     |    | 2021                 |
| 102.3         | 107.0     | 95.3             | 99.8                     | 108.2  | 102.0  | 88.1   | 102.5                          | 98.2                                      |    | 2022                 |
| 97.4          | 103.9     | 97.7             | 90.4                     | 91.5   | 83.7   | 79.1   | 97.8                           | 94.0                                      |    | 2023                 |
| 90.7          | 92.3      | 100.8            | 89.7                     | 84.7   | 80.0   | 76.3   | 91.7                           | 88.1                                      | 2. | 2023                 |
| 100.4         | 109.2     | 108.7            | 99.5                     | 100.7  | 92.7   | 83.8   | 102.8                          | 96.8                                      | 3  |                      |
| 94.8          | 103.9     | 96.5             | 95.0                     | 94.2   | 94.0   | 79.1   | 94.2                           | 91.5                                      | 4  |                      |
| 100.1         | 109.8     | 97.0             | 93.5                     | 84.1   | 88.5   | 79.9   | 97.8                           | 91.7                                      | 5  |                      |
| 98.9          | 117.6     | 98.6             | 92.2                     | 76.3   | 80.2   | 80.2   | 98.2                           | 97.6                                      | 6  |                      |
| 95.0          | 109.5     | 107.7            | 88.6                     | 99.6   | 75.4   | 74.5   | 96.1                           | 91.8                                      | 7  |                      |
| 98.8          | 113.5     | 98.4             | 86.1                     | 94.0   | 86.8   | 73.4   | 98.7                           | 94.8                                      | 8  |                      |
| 97.8          | 106.6     | 89.0             | 86.5                     | 96.5   | 86.2   | 79.5   | 96.5                           | 90.5                                      | 9  |                      |
| 98.4          | 105.7     | 104.2            | 88.4                     | 96.9   | 81.8   | 82.8   | 100.1                          | 92.2                                      | 10 |                      |
| 100.5         | 95.6      | 110.5            | 92.9                     | 85.1   | 80.3   | 87.1   | 102.7                          | 101.7                                     | 11 |                      |
| 95.6          | 80.5      | 62.6             | 86.6                     | 85.1   | 74.2   | 80.4   | 98.9                           | 102.6                                     | 12 |                      |
| 104.9         | 104.4     | 115.4            | 87.7                     | 89.7   | 87.5   | 81.5   | 103.7                          | 91.8                                      | 1. | 2024                 |
| 89.1          | 83.0      | 90.2             | 78.4                     | 77.0   | 76.7   | 72.7   | 91.8                           | 81.8                                      | 2  |                      |
| 96.6          | 97.5      | 106.3            | 91.6                     | 85.4   | 81.5   | 74.4   | 100.7                          | 92.2                                      | 3  |                      |
| 100.8         | 105.0     | 114.0            | 94.5                     | 86.2   | 72.7   | 79.0   | 112.9                          | 93.1                                      | 4  |                      |
| 102.5         | 114.1     | 106.5            | 94.6                     | 79.0   | 72.5   | 75.6   | 102.9                          | 92.5                                      | 5  |                      |
| 96.4          | 113.4     | 112.1            | 89.1                     | 69.5   | 66.7   | 74.8   | 97.1                           | 86.3                                      | 6  |                      |
| 100.8         | 110.4     | 127.2            | 88.0                     | 83.6   | 63.9   | 75.7   | 102.7                          | 90.3                                      | 7  |                      |
| 98.6          | 105.0     | 108.1            | 84.1                     | 83.0   | 72.4   | 74.3   | 97.5                           | 86.5                                      | 8  |                      |
| 93.2          | 107.3     | 98.9             | 82.7                     | 84.7   | 67.2   | 69.7   | 92.6                           | 82.2                                      | 9  |                      |
| 167.4         | 82.0      | -                | 80.8                     | 83.2   | 77.5   | -  | 78.1                           | 85.9                                      |    | Seoul                |
| 79.2          | 95.6      | -                | 89.5                     | 62.8   | 69.6   | 79.9   | 97.5                           | 88.4                                      |    | Busan                |
| 80.9          | 70.4      | -                | 96.9                     | 52.0   | -  | 71.0   | 96.9                           | 107.0                                     |    | Daegu                |
| 102.6         | 85.1      | -                | -                        | 329.9  | -  | 53.3   | 67.4                           | 87.3                                      |    | Incheon              |
| 79.2          | 116.0     | 141.3            | 71.6                     | -  | -  | 58.6   | 84.3                           | 63.9                                      |    | Gwangju              |
| 115.4         | 110.7     | 107.5            | 118.9                    | 45.3   | -  | -  | 67.9                           | 96.0                                      |    | Daejeon              |
| 99.1          | 136.2     | -                | 59.0                     | -  | -  | 82.9   | 96.1                           | -   |    | Ulsan                |
| 115.1         | 118.2     | -                | -                        | -  | 80.4   | -  | 104.0                          | 68.9                                      |    | Sejong               |
| 92.2          | 123.2     | -                | 68.4                     | 71.2   | 79.9   | 61.3   | 89.9                           | 84.3                                      |    | Gyeonggi             |
| 84.9          | 135.8     | -                | -                        | 2.5  | -  | -  | 110.7                          | -   |    | Gangwon              |
| 98.7          | 98.8      | -                | 83.6                     | -  | 77.3   | 84.9   | 98.0                           | 77.8                                      |    | Chungbuk             |
| 99.7          | 82.4      | -                | 138.8                    | -  | -  | 59.6   | 77.2                           | 90.4                                      |    | Chungnam             |
| 92.6          | 89.7      | -                | 64.9                     | -  | -  | 91.2   | 90.2                           | -   |    | Jeonbuk              |
| 91.0          | 79.8      | -                | -                        | -  | -  | -  | 75.3                           | -   |    | Jeonnam              |
| 79.0          | 82.9      | 89.1             | 87.5                     | -  | -  | 83.1   | 94.3                           | 75.1                                      |    | Gyeongbuk            |
| 91.8          | 115.7     | 85.6             | 43.8                     | -  | -  | 80.3   | 105.2                          | 47.8                                      |    | Gyeongnam            |
| 90.3          | 95.0      | -                | -                        | -  | -  | -  | 53.2                           | -   |    | Jeju                 |

Note: 1) Recent two month figures are preliminary.

2) Weights are applied only to the indices for 2024. In other words, weights can't be applied to the indices prior.

Source: Statistics Korea.

2. ( ) ( )<sup>1)</sup>

2020=100

|                 | Coke, hard-coal and lignite fuel briquettes & refined petroleum products | Chemicals & chemical products; except pharmaceuticals, medicinal chemicals | Pharmaceuticals, medicinal chemicals and botanical products | Rubber and plastic products | Other non-metallic mineral products | Basic metal products | Fabricated metal products, except machinery and furniture | Electronic components, computer, visual, sounding and communication equipment |
|-----------------|--|--|---|-----------------------------|-------------------------------------|----------------------|---|---|
| 가 <sup>2)</sup> | 354.5  | 756.8  | 288.9   | 414.8                       | 213.6                               | 600.2                | 495.9   | 2,555.0   |
| 2017            | 108.4  | 102.4  | 82.2  | 112.7                       | 114.5                               | 112.1                | 120.6   | 76.2  |
| 2018            | 110.5  | 104.7  | 88.9  | 107.2                       | 110.4                               | 109.1                | 111.0   | 85.3  |
| 2019            | 108.6  | 103.2  | 91.3  | 105.2                       | 107.4                               | 106.6                | 109.2   | 89.4  |
| 2020            | 100.0  | 100.0  | 100.0   | 100.0                       | 100.0                               | 100.0                | 100.0   | 100.0   |
| 2021            | 103.6  | 108.6  | 102.9   | 103.2                       | 104.0                               | 105.1                | 94.8  | 120.1   |
| 2022            | 105.4  | 97.8   | 117.2   | 103.2                       | 99.5                                | 97.8                 | 94.1  | 120.9   |
| 2023            | 105.5  | 88.4   | 127.4   | 98.5                        | 94.1                                | 98.0                 | 96.5  | 114.1   |
| 2023. 2         | 97.9   | 87.5   | 114.6   | 94.6                        | 83.0                                | 94.3                 | 90.7  | 80.7  |
| 3               | 107.5  | 94.8   | 134.8   | 104.4                       | 102.4                               | 105.5                | 104.2   | 106.9   |
| 4               | 103.2  | 89.9   | 120.9   | 99.7                        | 98.7                                | 100.8                | 95.3  | 99.1  |
| 5               | 116.3  | 87.5   | 121.0   | 100.9                       | 105.5                               | 103.0                | 97.8  | 109.7   |
| 6               | 96.6   | 87.9   | 129.0   | 101.7                       | 101.8                               | 101.3                | 98.9  | 114.7   |
| 7               | 102.7  | 87.9   | 137.1   | 99.4                        | 86.5                                | 100.0                | 93.7  | 106.0   |
| 8               | 96.2   | 86.4   | 138.3   | 96.5                        | 87.9                                | 96.8                 | 91.0  | 124.2   |
| 9               | 103.3  | 87.3   | 129.6   | 97.0                        | 90.5                                | 93.2                 | 93.6  | 138.4   |
| 10              | 113.2  | 85.2   | 124.6   | 98.3                        | 98.9                                | 99.1                 | 95.7  | 127.6   |
| 11              | 110.1  | 88.4   | 138.5   | 103.9                       | 103.1                               | 95.2                 | 105.3   | 134.8   |
| 12              | 112.1  | 89.5   | 125.2   | 94.8                        | 94.0                                | 94.7                 | 106.0   | 138.2   |
| 2024. 1         | 112.4  | 91.8   | 137.7   | 103.7                       | 83.7                                | 102.0                | 98.3  | 117.6   |
| 2               | 104.4  | 82.5   | 133.0   | 91.2                        | 73.0                                | 90.3                 | 88.6  | 117.6   |
| 3               | 105.7  | 90.6   | 149.3   | 103.3                       | 91.1                                | 97.9                 | 94.0  | 131.1   |
| 4               | 105.2  | 93.0   | 142.3   | 102.8                       | 100.2                               | 96.4                 | 97.3  | 117.6   |
| 5               | 110.7  | 91.5   | 173.3   | 105.2                       | 101.5                               | 94.6                 | 99.2  | 127.1   |
| 6               | 102.0  | 89.5   | 156.0   | 102.4                       | 100.2                               | 91.6                 | 98.3  | 139.5   |
| 7               | 106.7  | 92.9   | 163.1   | 103.8                       | 83.9                                | 94.3                 | 95.0  | 125.6   |
| 8               | 112.0  | 89.4   | 147.5   | 98.6                        | 91.5                                | 93.8                 | 96.4  | 134.6   |
| 9               | 104.8  | 88.7   | 156.8   | 93.9                        | 82.7                                | 88.5                 | 94.6  | 134.9   |
|                 | 0.0  | 45.0   | -   | 70.4                        | 49.3                                | -                    | 65.9  | 74.5  |
|                 | 113.4  | 93.8   | 162.7   | 117.2                       | 72.8                                | 125.2                | 89.4  | 152.9   |
|                 | -  | 83.9   | 56.1  | 117.7                       | 49.7                                | 82.2                 | 83.2  | 150.7   |
|                 | 125.6  | 111.9  | 342.4   | 92.6                        | 74.5                                | 71.4                 | 96.8  | 161.6   |
|                 | 0.0  | -  | -   | 100.8                       | 49.2                                | 90.1                 | 180.6   | 93.9  |
|                 | -  | 43.9   | 143.6   | 69.8                        | 53.4                                | 57.8                 | 74.0  | 99.1  |
|                 | 102.6  | 96.2   | -   | 120.9                       | 100.2                               | 93.7                 | 57.5  | -   |
|                 | -  | 73.9   | 117.2   | 84.2                        | 126.2                               | 9.8                  | -   | 116.9   |
|                 | 108.5  | 83.8   | 113.0   | 87.3                        | 77.7                                | 80.8                 | 95.2  | 170.7   |
|                 | 49.0   | 100.0  | 129.2   | 58.5                        | 76.5                                | 53.9                 | 67.2  | 8.8   |
|                 | -  | 82.4   | 142.6   | 83.2                        | 80.5                                | 86.3                 | 71.8  | 123.0   |
|                 | 106.8  | 91.9   | 151.6   | 116.6                       | 97.9                                | 96.2                 | 72.2  | 113.6   |
|                 | 103.2  | 80.3   | 102.0   | 105.2                       | 85.2                                | 87.9                 | 69.8  | 75.8  |
|                 | 115.2  | 101.7  | 148.5   | 80.8                        | 70.0                                | 102.5                | 103.5   | -   |
|                 | 60.0   | 78.2   | 87.1  | 97.4                        | 72.2                                | 80.9                 | 104.1   | 118.1   |
|                 | 106.9  | 99.2   | -   | 102.5                       | 71.1                                | 83.2                 | 140.0   | 106.9   |
|                 | -  | 46.6   | 152.9   | 74.7                        | 76.3                                | -                    | 75.6  | 140.6   |

2. Index of Industrial Production (Original Index)(Cont'd) <sup>1)</sup>

2020=100

| Manufacturing  |                      |                               |   |                           |                |                     |   |                      |  |
|--|----------------------|-------------------------------|---|---------------------------|----------------|---------------------|---|----------------------|--|
| Medical, precision & optical instruments, watches and clocks | Electrical equipment | Other machinery and equipment | Motor vehicles, trailers and semitrailers | Other transport equipment | 가<br>Furniture | Other manufacturing | Maintenance and repair services of industrial machinery and equipment |                      |  |
| 237.0  | 478.2                | 776.7                         | 1,014.2                                   | 144.1                     | 43.1           | 43.5                | 62.8  | Weight <sup>2)</sup> |  |
| 93.9   | 98.3                 | 106.7                         | 112.6                                     | 96.8                      | 101.6          | 103.6               | -   | 2017                 |  |
| 107.0  | 98.1                 | 103.2                         | 111.3                                     | 87.7                      | 94.6           | 98.4                | -   | 2018                 |  |
| 95.5   | 101.0                | 97.0                          | 110.5                                     | 103.0                     | 92.7           | 103.4               | -   | 2019                 |  |
| 100.0  | 100.0                | 100.0                         | 100.0                                     | 100.0                     | 100.0          | 100.0               | 100.0   | 2020                 |  |
| 116.7  | 108.7                | 112.2                         | 106.1                                     | 96.8                      | 97.8           | 103.1               | 102.7   | 2021                 |  |
| 123.0  | 112.6                | 112.9                         | 115.8                                     | 116.5                     | 87.3           | 106.5               | 125.2   | 2022                 |  |
| 110.8  | 111.0                | 104.1                         | 127.6                                     | 127.8                     | 79.1           | 98.1                | 139.1   | 2023                 |  |
| 112.1  | 110.7                | 102.5                         | 124.5                                     | 118.8                     | 80.7           | 94.8                | 99.8  | 2. 2023              |  |
| 118.7  | 123.3                | 117.0                         | 143.1                                     | 126.9                     | 81.8           | 96.2                | 139.4   | 3                    |  |
| 103.6  | 113.2                | 101.5                         | 133.3                                     | 122.4                     | 74.4           | 101.3               | 126.8   | 4                    |  |
| 109.3  | 116.5                | 106.7                         | 136.5                                     | 124.2                     | 73.7           | 110.7               | 126.7   | 5                    |  |
| 120.0  | 118.8                | 113.2                         | 132.7                                     | 131.2                     | 76.8           | 97.3                | 160.3   | 6                    |  |
| 107.1  | 109.3                | 95.1                          | 126.8                                     | 128.6                     | 67.1           | 104.1               | 143.2   | 7                    |  |
| 105.2  | 104.5                | 94.3                          | 116.6                                     | 120.4                     | 73.7           | 96.5                | 134.6   | 8                    |  |
| 111.7  | 107.5                | 102.1                         | 115.4                                     | 127.4                     | 76.6           | 94.1                | 146.4   | 9                    |  |
| 108.3  | 104.5                | 91.8                          | 125.1                                     | 129.2                     | 82.5           | 96.2                | 127.7   | 10                   |  |
| 111.8  | 106.3                | 107.8                         | 133.8                                     | 145.1                     | 92.7           | 97.1                | 148.2   | 11                   |  |
| 118.2  | 110.8                | 124.6                         | 130.5                                     | 155.0                     | 90.9           | 105.1               | 218.3   | 12                   |  |
| 110.4  | 98.4                 | 95.3                          | 128.0                                     | 129.1                     | 78.8           | 85.8                | 147.3   | 1. 2024              |  |
| 104.8  | 89.4                 | 91.9                          | 110.1                                     | 116.1                     | 75.4           | 77.2                | 130.5   | 2                    |  |
| 125.4  | 95.1                 | 109.1                         | 130.0                                     | 130.0                     | 72.7           | 93.6                | 183.5   | 3                    |  |
| 120.3  | 95.3                 | 105.7                         | 137.8                                     | 139.4                     | 73.1           | 100.2               | 212.8   | 4                    |  |
| 113.7  | 94.8                 | 104.5                         | 133.9                                     | 133.5                     | 69.5           | 102.9               | 228.6   | 5                    |  |
| 114.5  | 96.6                 | 108.8                         | 127.5                                     | 143.3                     | 64.3           | 93.4                | 178.4   | 6                    |  |
| 122.0  | 95.1                 | 99.9                          | 114.2                                     | 141.5                     | 69.7           | 99.6                | 188.1   | 7                    |  |
| 109.8  | 88.3                 | 93.8                          | 116.7                                     | 141.2                     | 72.9           | 101.7               | 221.7   | 8                    |  |
| 117.5  | 91.0                 | 101.5                         | 114.8                                     | 131.1                     | 70.6           | 89.3                | 169.7   | 9                    |  |
| 122.3  | 126.8                | 74.7                          | 168.7                                     | -                         | -              | 77.9                | -   | Seoul                |  |
| 69.5   | 90.8                 | 102.4                         | 105.5                                     | 158.0                     | 40.2           | 69.8                | 110.6   | Busan                |  |
| 123.5  | 123.8                | 103.7                         | 121.0                                     | -                         | 68.9           | 176.7               | -   | Daegu                |  |
| 275.2  | 95.7                 | 131.8                         | 116.3                                     | 20.6                      | 75.0           | 94.7                | 545.5   | Incheon              |  |
| 133.8  | 94.6                 | 98.6                          | 109.7                                     | -                         | -              | -                   | -   | Gwangju              |  |
| 58.0   | 126.0                | 107.6                         | 221.6                                     | -                         | 548.2          | 34.2                | 92.7  | Daejeon              |  |
| -  | 167.1                | 107.0                         | 101.3                                     | 107.0                     | -              | 85.5                | -   | Ulsan                |  |
| 14.7   | 90.9                 | 23.2                          | 148.2                                     | -                         | -              | -                   | 83.8  | Sejong               |  |
| 123.0  | 95.3                 | 91.5                          | 129.1                                     | -                         | 66.0           | 97.0                | -   | Gyeonggi             |  |
| 99.4   | 135.5                | 80.5                          | 91.9                                      | -                         | -              | 60.7                | 71.1  | Gangwon              |  |
| 103.1  | 114.7                | 90.5                          | 114.4                                     | 66.3                      | 34.4           | 73.7                | 51.3  | Chungbuk             |  |
| 142.4  | 69.0                 | 109.4                         | 122.9                                     | 194.1                     | -              | -                   | 92.0  | Chungnam             |  |
| 105.1  | 65.1                 | 84.4                          | 131.5                                     | 66.7                      | -              | 118.1               | -   | Jeonbuk              |  |
| -  | 90.1                 | 228.6                         | 55.9                                      | 156.1                     | -              | -                   | 190.5   | Jeonnam              |  |
| 126.7  | 71.5                 | 81.5                          | 139.7                                     | 105.1                     | 87.8           | 45.6                | 126.4   | Gyeongbuk            |  |
| 80.4   | 100.2                | 95.8                          | 155.1                                     | 131.5                     | 65.8           | 73.5                | 193.5   | Gyeongnam            |  |
| -  | -                    | -                             | -   | -                         | -              | -                   | 139.8   | Jeju                 |  |

3. ( ) 1)

2020=100

|       |    | All groups | Mining and manufacturing | Mining and quarrying | Manufacturing | 가<br>Electricity, gas and steam supply | Manufacturing |           |
|-------|----|------------|--------------------------|----------------------|---------------|--|---------------|-----------|
|       |    |            |                          |                      |               |  | Food products | Beverages |
| 가 2)  |    | 10,000.0   | 9,555.0                  | 23.0                 | 9,532.0       | 445.0                                  | 488.9         | 102.7     |
| 2023. | 5  | 108.0      | 108.2                    | 94.0                 | 108.3         | 104.1                                  | 101.3         | 105.9     |
|       | 6  | 105.8      | 106.0                    | 90.7                 | 106.0         | 103.4                                  | 99.0          | 106.4     |
|       | 7  | 103.0      | 103.1                    | 88.5                 | 103.1         | 103.8                                  | 96.7          | 100.5     |
|       | 8  | 108.6      | 108.8                    | 93.9                 | 108.9         | 104.7                                  | 97.7          | 102.7     |
|       | 9  | 110.7      | 111.0                    | 96.3                 | 111.1         | 105.1                                  | 97.6          | 104.8     |
|       | 10 | 108.8      | 109.2                    | 98.9                 | 109.3         | 102.0                                  | 100.0         | 108.6     |
|       | 11 | 110.5      | 110.7                    | 99.1                 | 110.8         | 106.9                                  | 98.5          | 101.2     |
|       | 12 | 110.1      | 110.3                    | 102.7                | 110.3         | 106.9                                  | 94.3          | 92.9      |
| 2024. | 1  | 108.5      | 108.6                    | 100.8                | 108.6         | 108.3                                  | 98.3          | 102.5     |
|       | 2  | 111.7      | 111.9                    | 99.0                 | 112.0         | 107.6                                  | 99.5          | 99.6      |
|       | 3  | 108.2      | 108.2                    | 91.2                 | 108.3         | 110.3                                  | 96.4          | 99.8      |
|       | 4  | 111.0      | 111.4                    | 88.8                 | 111.4         | 104.1                                  | 102.2         | 106.5     |
|       | 5  | 110.2      | 110.6                    | 87.6                 | 110.7         | 103.9                                  | 101.4         | 107.1     |
|       | 6  | 111.0      | 111.4                    | 87.4                 | 111.5         | 104.7                                  | 98.7          | 105.5     |
|       | 7  | 106.6      | 106.7                    | 80.7                 | 106.8         | 105.3                                  | 100.2         | 98.5      |
|       | 8  | 111.3      | 111.4                    | 84.1                 | 111.5         | 110.1                                  | 97.4          | 94.9      |
|       | 9  | 111.1      | 111.3                    | 83.2                 | 111.4         | 109.2                                  | 96.8          | 108.5     |

|       |    | Coke, hard-coal and lignite fuel briquettes & refined petroleum products | Chemicals & chemical products; except pharmaceuticals, medicinal chemicals | Pharmaceuticals, medicinal chemicals and botanical products | Rubber and plastic products | Other non-metallic mineral products | 1<br>Basic metal products | 가<br>Fabricated metal products; except machinery and furniture | 가<br>Electronic components, computer, visual, sound and communication equipment |
|-------|----|--|--|---|-----------------------------|-------------------------------------|---------------------------|--|---|
|       |    |  |  |   |                             |                                     |                           |  |   |
| 2023. | 5  | 117.5  | 87.3   | 123.8   | 99.7                        | 100.4                               | 101.0                     | 95.9   | 110.5   |
|       | 6  | 100.9  | 88.7   | 123.6   | 98.3                        | 94.8                                | 100.3                     | 95.3   | 110.2   |
|       | 7  | 100.7  | 87.9   | 131.2   | 98.1                        | 87.4                                | 98.0                      | 92.6   | 105.9   |
|       | 8  | 93.4   | 87.7   | 144.8   | 99.8                        | 92.9                                | 98.0                      | 96.2   | 120.6   |
|       | 9  | 106.5  | 89.0   | 126.3   | 100.2                       | 92.0                                | 96.2                      | 95.6   | 132.4   |
|       | 10 | 112.2  | 88.9   | 126.8   | 97.8                        | 94.0                                | 99.8                      | 95.1   | 123.5   |
|       | 11 | 109.8  | 90.9   | 133.2   | 100.1                       | 92.3                                | 95.4                      | 95.8   | 132.1   |
|       | 12 | 107.3  | 88.7   | 127.2   | 98.5                        | 90.6                                | 94.1                      | 94.4   | 132.1   |
| 2024. | 1  | 110.3  | 86.9   | 138.9   | 101.9                       | 95.9                                | 98.8                      | 94.3   | 126.3   |
|       | 2  | 109.8  | 86.7   | 150.3   | 102.8                       | 96.2                                | 98.6                      | 97.8   | 132.9   |
|       | 3  | 104.3  | 85.4   | 146.1   | 99.5                        | 89.4                                | 94.5                      | 87.6   | 128.4   |
|       | 4  | 107.7  | 91.5   | 143.7   | 100.6                       | 95.2                                | 96.0                      | 95.1   | 126.1   |
|       | 5  | 111.5  | 90.1   | 173.1   | 101.5                       | 94.7                                | 91.9                      | 94.3   | 127.5   |
|       | 6  | 106.9  | 91.3   | 152.8   | 101.1                       | 95.6                                | 91.3                      | 92.9   | 134.5   |
|       | 7  | 104.3  | 91.8   | 152.7   | 100.2                       | 83.1                                | 91.6                      | 90.4   | 125.6   |
|       | 8  | 108.5  | 90.7   | 154.3   | 102.0                       | 96.8                                | 95.1                      | 93.6   | 130.7   |
|       | 9  | 108.0  | 91.5   | 156.0   | 100.6                       | 87.5                                | 92.8                      | 96.6   | 128.9   |

: 1) 2

2) 가 2024

:



3. Index of Industrial Production (Seasonally Adjusted Index) <sup>1)</sup>

2020=100

| Manufacturing    |                          |  |  |   |                                |   |         | Weight <sup>2)</sup> |
|------------------|--------------------------|--|--|---|--------------------------------|---|---------|----------------------|
| Tobacco products | Textiles, except apparel | Wearing apparel, clothing accessories and fur articles | Tanning and dressing of leather, manufacture of luggage and footwear | Wood products of wood and cork ; except furniture | Pulp, paper and paper products | Printing & reproduction of recorded media |         |                      |
| 45.0             | 111.2                    | 83.7   | 17.6   | 31.2  | 134.7                          | 44.2                                      |         |                      |
| 99.9             | 91.7                     | 94.5   | 86.2   | 79.5  | 98.7                           | 96.0                                      | 5. 2023 |                      |
| 92.9             | 90.4                     | 95.1   | 81.9   | 79.7  | 99.0                           | 99.0                                      | 6       |                      |
| 95.8             | 88.5                     | 109.8  | 73.2   | 75.6  | 97.1                           | 95.7                                      | 7       |                      |
| 100.1            | 90.5                     | 94.7   | 86.3   | 76.6  | 98.2                           | 98.0                                      | 8       |                      |
| 93.9             | 89.9                     | 87.1   | 83.8   | 84.0  | 98.6                           | 93.8                                      | 9       |                      |
| 105.0            | 87.8                     | 78.5   | 82.3   | 82.1  | 100.4                          | 96.6                                      | 10      |                      |
| 98.6             | 88.6                     | 79.8   | 78.7   | 80.2  | 99.3                           | 94.7                                      | 11      |                      |
| 80.3             | 86.6                     | 86.2   | 79.4   | 78.6  | 98.0                           | 86.3                                      | 12      |                      |
| 110.6            | 87.5                     | 82.4   | 87.2   | 82.0  | 97.5                           | 90.3                                      | 1. 2024 |                      |
| 103.7            | 90.0                     | 90.0   | 86.9   | 80.9  | 102.4                          | 90.8                                      | 2       |                      |
| 101.7            | 86.6                     | 83.2   | 81.0   | 71.7  | 97.2                           | 91.3                                      | 3       |                      |
| 114.8            | 90.8                     | 85.0   | 64.8   | 77.8  | 115.6                          | 95.6                                      | 4       |                      |
| 106.1            | 91.0                     | 86.9   | 69.2   | 73.7  | 101.9                          | 94.9                                      | 5       |                      |
| 109.0            | 89.0                     | 88.2   | 69.9   | 75.9  | 99.7                           | 89.2                                      | 6       |                      |
| 110.0            | 86.3                     | 90.1   | 61.3   | 75.5  | 101.9                          | 92.3                                      | 7       |                      |
| 109.7            | 88.5                     | 83.3   | 70.9   | 77.6  | 97.1                           | 89.4                                      | 8       |                      |
| 108.0            | 89.2                     | 78.2   | 68.0   | 76.0  | 97.9                           | 88.1                                      | 9       |                      |

| Manufacturing  |                      |                               |   |                           |           |                     |         | Weight <sup>2)</sup> |
|--|----------------------|-------------------------------|---|---------------------------|-----------|---------------------|---------|----------------------|
| Medical, precision & optical instruments, watches and clocks | Electrical equipment | Other machinery and equipment | Motor vehicles, trailers and semitrailers | Other transport equipment | Furniture | Other manufacturing |         |                      |
| 238.8  | 481.0                | 782.0                         | 1,020.9                                   | 145.0                     | 43.4      | 43.6                |         |                      |
| 112.1  | 118.7                | 106.0                         | 136.2                                     | 119.2                     | 76.6      | 109.5               | 5. 2023 |                      |
| 115.5  | 115.5                | 104.0                         | 127.4                                     | 119.3                     | 76.9      | 92.6                | 6       |                      |
| 105.8  | 108.6                | 95.5                          | 125.7                                     | 121.3                     | 72.5      | 103.9               | 7       |                      |
| 109.4  | 108.5                | 103.3                         | 133.7                                     | 125.5                     | 78.6      | 103.7               | 8       |                      |
| 112.8  | 107.3                | 107.3                         | 125.8                                     | 122.6                     | 81.7      | 99.5                | 9       |                      |
| 110.9  | 106.1                | 100.4                         | 130.3                                     | 120.9                     | 85.6      | 97.9                | 10      |                      |
| 106.8  | 101.5                | 105.3                         | 124.7                                     | 127.3                     | 88.9      | 92.9                | 11      |                      |
| 113.4  | 104.9                | 108.2                         | 126.2                                     | 128.9                     | 84.7      | 99.6                | 12      |                      |
| 113.9  | 100.3                | 97.8                          | 122.9                                     | 108.5                     | 75.1      | 89.4                | 1. 2024 |                      |
| 117.8  | 100.7                | 104.4                         | 124.2                                     | 123.2                     | 76.1      | 90.7                | 2       |                      |
| 122.2  | 93.3                 | 104.2                         | 122.6                                     | 118.7                     | 67.8      | 91.1                | 3       |                      |
| 121.8  | 98.4                 | 106.7                         | 132.7                                     | 128.9                     | 74.1      | 94.2                | 4       |                      |
| 113.2  | 94.4                 | 101.7                         | 128.6                                     | 121.1                     | 70.5      | 98.9                | 5       |                      |
| 113.5  | 95.9                 | 101.9                         | 127.3                                     | 121.8                     | 65.9      | 92.0                | 6       |                      |
| 116.5  | 92.2                 | 98.6                          | 109.0                                     | 128.1                     | 73.5      | 96.6                | 7       |                      |
| 113.7  | 92.0                 | 103.0                         | 133.4                                     | 137.8                     | 77.8      | 109.7               | 8       |                      |
| 120.9  | 93.2                 | 109.6                         | 132.7                                     | 122.2                     | 79.1      | 99.2                | 9       |                      |

Note: 1) Recent two month data are preliminary.

2) Weights are applied only to the indices for 2024. In other words, weights can't be applied to the indices prior.

Source: Statistics Korea.

4. ( )<sup>1)</sup>

2020=100

|                 | All groups | Mining and manufacturing | Mining and quarrying | Manufacturing | 가<br>Electricity, gas and steam supply | Mining and quarrying                       |                 |   |
|-----------------|------------|--------------------------|----------------------|---------------|--|--|-----------------|---|
|                 |            |                          |                      |               |  | 가<br>Coal, crude petroleum and natural gas | 가<br>Metal ores | 가<br>Non-metallic minerals; except fuel |
| 가 <sup>2)</sup> | 10,000.0   | 9,406.7                  | 15.9                 | 9,390.8       | 593.3                                  | 1.1  | 0.4             | 14.4                                    |
| 2017            | 102.5      | 102.6                    | 124.0                | 102.5         | 100.8                                  | 171.3                                      | 66.9            | 122.3                                   |
| 2018            | 102.6      | 102.4                    | 104.4                | 102.4         | 105.8                                  | 148.7                                      | 79.8            | 101.6                                   |
| 2019            | 102.3      | 102.3                    | 99.2                 | 102.2         | 103.0                                  | 119.4                                      | 75.6            | 98.5                                    |
| 2020            | 100.0      | 100.0                    | 100.0                | 100.0         | 100.0                                  | 100.0                                      | 100.0           | 100.0                                   |
| 2021            | 105.0      | 105.0                    | 106.2                | 105.0         | 104.9                                  | 105.4                                      | 92.9            | 106.7                                   |
| 2022            | 105.3      | 105.2                    | 96.7                 | 105.3         | 107.5                                  | 115.6                                      | 78.7            | 96.3                                    |
| 2023            | 104.7      | 104.8                    | 99.0                 | 104.8         | 103.5                                  | 106.6                                      | 85.2            | 99.3                                    |
| 2023. 2         | 98.0       | 96.4                     | 86.3                 | 96.4          | 123.1                                  | 142.3                                      | 94.0            | 82.7                                    |
| 3               | 112.2      | 112.3                    | 100.5                | 112.4         | 110.0                                  | 155.9                                      | 87.2            | 97.7                                    |
| 4               | 99.8       | 100.3                    | 95.7                 | 100.3         | 92.4                                   | 69.4                                       | 78.8            | 98.2                                    |
| 5               | 105.3      | 106.4                    | 101.4                | 106.4         | 88.4                                   | 47.5                                       | 60.3            | 106.5                                   |
| 6               | 110.0      | 111.5                    | 104.0                | 111.5         | 85.4                                   | 91.8                                       | 84.2            | 105.7                                   |
| 7               | 99.4       | 99.9                     | 88.9                 | 99.9          | 92.5                                   | 40.0                                       | 83.1            | 92.5                                    |
| 8               | 100.5      | 101.0                    | 96.3                 | 101.0         | 94.1                                   | 102.7                                      | 85.6            | 96.5                                    |
| 9               | 108.1      | 109.6                    | 101.4                | 109.6         | 85.2                                   | 141.7                                      | 95.4            | 99.3                                    |
| 10              | 103.2      | 104.3                    | 108.3                | 104.3         | 85.5                                   | 140.5                                      | 92.1            | 107.1                                   |
| 11              | 109.1      | 109.4                    | 114.1                | 109.3         | 105.5                                  | 113.1                                      | 77.3            | 115.7                                   |
| 12              | 114.3      | 113.1                    | 111.9                | 113.1         | 134.8                                  | 106.4                                      | 82.8            | 113.5                                   |
| 2024. 1         | 105.4      | 102.8                    | 95.6                 | 102.8         | 146.9                                  | 148.8                                      | 73.1            | 92.9                                    |
| 2               | 97.1       | 95.4                     | 75.7                 | 95.5          | 123.8                                  | 76.5                                       | 130.3           | 74.2                                    |
| 3               | 108.7      | 108.0                    | 93.1                 | 108.1         | 119.6                                  | 95.4                                       | 109.1           | 92.8                                    |
| 4               | 103.6      | 104.2                    | 103.5                | 104.2         | 94.4                                   | 116.0                                      | 93.4            | 103.3                                   |
| 5               | 105.8      | 106.9                    | 103.7                | 106.9         | 88.8                                   | 101.4                                      | 49.9            | 105.9                                   |
| 6               | 106.8      | 108.1                    | 96.3                 | 108.1         | 86.9                                   | 77.8                                       | 69.7            | 98.8                                    |
| 7               | 100.9      | 101.3                    | 87.5                 | 101.4         | 95.2                                   | 52.7                                       | 47.5            | 91.6                                    |
| 8               | 103.2      | 103.4                    | 88.1                 | 103.5         | 99.2                                   | 95.2                                       | 23.1            | 90.0                                    |
| 9               | 104.9      | 106.1                    | 81.1                 | 106.1         | 86.6                                   | 97.1                                       | 24.8            | 82.0                                    |
|                 | 85.3       | 89.6                     | -                    | 89.6          | 54.7                                   | -  | -               | -                                       |
|                 | 106.6      | 106.8                    | 122.7                | 106.8         | 104.1                                  | -  | -               | 122.7                                   |
|                 | 106.6      | 107.4                    | -                    | 107.4         | 75.3                                   | -  | -               | -                                       |
|                 | 111.8      | 114.8                    | 59.9                 | 114.9         | 88.1                                   | -  | -               | 59.9                                    |
|                 | 102.1      | 103.9                    | -                    | 103.9         | 64.2                                   | -  | -               | -                                       |
|                 | 93.2       | 97.6                     | -                    | 97.6          | 48.9                                   | -  | -               | -                                       |
|                 | 100.9      | 100.4                    | 88.0                 | 100.5         | 115.3                                  | -  | -               | 88.0                                    |
|                 | 100.7      | 98.1                     | 51.7                 | 98.2          | 150.4                                  | -  | -               | 51.7                                    |
|                 | 128.8      | 130.2                    | 74.1                 | 130.2         | 86.7                                   | -  | 0.4             | 77.6                                    |
|                 | 103.1      | 101.0                    | 86.7                 | 102.0         | 114.9                                  | 103.9                                      | 34.3            | 85.7                                    |
|                 | 102.2      | 101.7                    | 88.8                 | 101.7         | 149.4                                  | -  | -               | 88.8                                    |
|                 | 104.8      | 105.1                    | 73.4                 | 105.2         | 99.5                                   | -  | -               | 73.4                                    |
|                 | 93.2       | 93.0                     | 67.9                 | 93.2          | 94.7                                   | -  | -               | 67.9                                    |
|                 | 104.3      | 103.2                    | 77.6                 | 103.3         | 119.0                                  | -  | -               | 77.6                                    |
|                 | 108.8      | 109.8                    | 61.3                 | 109.9         | 94.4                                   | -  | -               | 61.3                                    |
|                 | 115.9      | 117.1                    | 71.9                 | 117.1         | 96.6                                   | -  | -               | 71.9                                    |
|                 | 104.2      | 99.5                     | 160.0                | 98.7          | 117.8                                  | -  | -               | 160.0                                   |

: 1) 2  
 2) 가 2024 가 ,  
 :

4. Producers' Shipment Index (Original Index) <sup>1)</sup>

2020=100

| Manufacturing |           |                  |                          |  |  |  |                                |   |    | Weight <sup>2)</sup> |
|---------------|-----------|------------------|--------------------------|--|--|--|--------------------------------|---|----|----------------------|
| Food products | Beverages | Tobacco products | Textiles; except apparel | Wearing apparel, clothing accessories and fur articles | Tanning and dressing of leather, manufacture of luggage and footwear | Wood products of wood and cork; except furniture | Pulp, paper and paper products | Printing & reproduction of recorded media |    |                      |
| 534.5         | 66.2      | 18.8             | 91.8                     | 84.6   | 19.0   | 32.4   | 128.5                          | 26.1                                      |    |                      |
| 94.6          | 103.9     | 96.7             | 124.0                    | 122.6  | 172.0  | 122.6  | 101.1                          | 109.9                                     |    | 2017                 |
| 95.8          | 103.2     | 86.6             | 116.5                    | 119.7  | 168.2  | 113.7  | 100.9                          | 107.2                                     |    | 2018                 |
| 99.1          | 103.4     | 92.9             | 110.5                    | 115.2  | 146.8  | 101.1  | 101.2                          | 101.5                                     |    | 2019                 |
| 100.0         | 100.0     | 100.0            | 100.0                    | 100.0  | 100.0  | 100.0  | 100.0                          | 100.0                                     |    | 2020                 |
| 100.1         | 102.8     | 92.0             | 102.9                    | 101.4  | 94.0   | 100.0  | 101.6                          | 102.1                                     |    | 2021                 |
| 101.1         | 109.3     | 92.9             | 101.3                    | 98.8   | 91.8   | 86.2   | 101.3                          | 99.1                                      |    | 2022                 |
| 96.6          | 106.7     | 97.0             | 92.5                     | 87.6   | 77.2   | 77.1   | 97.1                           | 94.8                                      |    | 2023                 |
| 88.4          | 93.9      | 94.0             | 92.4                     | 84.5   | 72.5   | 72.6   | 92.3                           | 88.8                                      | 2. | 2023                 |
| 98.5          | 108.0     | 101.4            | 103.1                    | 97.2   | 87.4   | 84.6   | 100.4                          | 97.6                                      | 3  |                      |
| 93.9          | 105.9     | 93.7             | 93.1                     | 89.8   | 82.3   | 76.3   | 93.3                           | 92.1                                      | 4  |                      |
| 98.4          | 114.8     | 96.0             | 96.0                     | 86.1   | 86.1   | 78.1   | 96.4                           | 92.3                                      | 5  |                      |
| 97.6          | 119.7     | 94.9             | 93.8                     | 73.1   | 76.5   | 78.7   | 96.7                           | 98.5                                      | 6  |                      |
| 95.0          | 111.6     | 108.0            | 89.8                     | 82.8   | 73.7   | 73.6   | 94.8                           | 92.4                                      | 7  |                      |
| 99.1          | 116.8     | 102.4            | 86.8                     | 80.3   | 73.7   | 74.8   | 97.8                           | 95.5                                      | 8  |                      |
| 100.7         | 117.0     | 101.1            | 88.7                     | 90.3   | 70.5   | 79.6   | 97.0                           | 91.2                                      | 9  |                      |
| 97.1          | 106.2     | 102.1            | 92.5                     | 103.5  | 77.4   | 79.6   | 99.3                           | 92.9                                      | 10 |                      |
| 96.9          | 99.4      | 95.1             | 95.4                     | 93.3   | 76.5   | 85.2   | 104.9                          | 102.3                                     | 11 |                      |
| 94.4          | 83.9      | 94.5             | 92.0                     | 83.3   | 72.2   | 76.0   | 96.3                           | 103.4                                     | 12 |                      |
| 101.5         | 104.8     | 87.5             | 90.5                     | 83.6   | 73.6   | 80.3   | 101.5                          | 92.2                                      | 1. | 2024                 |
| 88.0          | 89.2      | 94.2             | 81.9                     | 74.4   | 72.2   | 70.0   | 89.6                           | 82.2                                      | 2  |                      |
| 93.0          | 99.1      | 97.5             | 92.6                     | 79.4   | 76.9   | 73.9   | 98.1                           | 92.7                                      | 3  |                      |
| 95.9          | 108.7     | 112.3            | 94.3                     | 77.7   | 69.3   | 75.4   | 101.6                          | 93.5                                      | 4  |                      |
| 99.2          | 119.7     | 110.4            | 94.8                     | 75.4   | 67.5   | 74.6   | 101.0                          | 93.1                                      | 5  |                      |
| 93.8          | 115.3     | 110.9            | 91.1                     | 67.7   | 69.8   | 72.8   | 96.3                           | 86.8                                      | 6  |                      |
| 97.7          | 113.4     | 126.6            | 90.3                     | 70.9   | 64.6   | 74.1   | 103.7                          | 90.8                                      | 7  |                      |
| 98.1          | 115.6     | 106.5            | 85.4                     | 72.2   | 64.7   | 73.8   | 97.8                           | 87.0                                      | 8  |                      |
| 93.8          | 112.6     | 117.7            | 84.9                     | 78.7   | 65.9   | 68.7   | 91.7                           | 82.6                                      | 9  |                      |
| 190.9         | 82.0      | -                | 80.6                     | 79.1   | 74.6   | -  | 77.1                           | 85.6                                      |    | Seoul                |
| 84.0          | 75.0      | -                | 94.3                     | 62.8   | 59.0   | 88.7   | 98.8                           | 88.2                                      |    | Busan                |
| 72.6          | 70.6      | -                | 94.4                     | 61.3   | -  | 75.3   | 88.3                           | 106.7                                     |    | Daegu                |
| 96.4          | 85.1      | -                | -                        | 327.4  | -  | 53.3   | 68.3                           | 88.7                                      |    | Incheon              |
| 83.3          | 130.8     | 182.9            | 72.4                     | -  | -  | 61.2   | 82.0                           | 65.5                                      |    | Gwangju              |
| 97.7          | 75.8      | 128.0            | 130.6                    | 45.3   | -  | -  | 69.4                           | 83.4                                      |    | Daejeon              |
| 97.9          | 129.2     | -                | 77.0                     | -  | -  | 79.2   | 88.5                           | -   |    | Ulsan                |
| 121.5         | 142.6     | -                | -                        | -  | 80.4   | -  | 95.5                           | 68.9                                      |    | Sejong               |
| 94.0          | 133.5     | -                | 74.6                     | 73.4   | 77.7   | 61.5   | 94.9                           | 84.1                                      |    | Gyeonggi             |
| 91.8          | 136.1     | -                | -                        | 2.6  | -  | -  | 110.7                          | -   |    | Gangwon              |
| 107.1         | 108.7     | -                | 92.4                     | -  | 74.6   | 89.7   | 87.6                           | 77.5                                      |    | Chungbuk             |
| 110.3         | 78.9      | -                | 144.6                    | -  | -  | 60.8   | 82.1                           | 91.3                                      |    | Chungnam             |
| 93.6          | 92.8      | -                | 60.5                     | -  | -  | 77.5   | 85.7                           | -   |    | Jeonbuk              |
| 94.8          | 77.3      | -                | -                        | -  | -  | -  | 58.5                           | -   |    | Jeonnam              |
| 89.2          | 60.0      | 98.4             | 85.9                     | -  | -  | 86.2   | 85.3                           | 75.1                                      |    | Gyeongbuk            |
| 91.7          | 114.8     | 109.7            | 40.6                     | -  | -  | 77.4   | 94.2                           | 47.6                                      |    | Gyeongnam            |
| 90.1          | 110.7     | -                | -                        | -  | -  | -  | 51.0                           | -   |    | Jeju                 |

Note: 1) Recent two month data are preliminary.

2) Weights are applied only to the indices for 2024. In other words, weights can't be applied to the indices prior.

Source: Statistics Korea.

4. ( ) ( )<sup>1)</sup>

2020=100

|                 | Coke, hard-coal and lignite fuel briquettes & refined petroleum products | Chemicals & chemical products; except pharmaceuticals, medicinal chemicals | Pharmaceuticals, medicinal chemicals and botanical products | Rubber and plastic products | Other non-metallic mineral products | Basic metal products | Fabricated metal products; except machinery and furniture | Electronic components, computer; visual, sounding and communication equipment |
|-----------------|--|--|---|-----------------------------|-------------------------------------|----------------------|---|---|
| 가 <sup>2)</sup> | 871.7  | 1,038.2  | 151.0   | 371.3                       | 182.1                               | 922.6                | 415.0   | 1,487.6   |
| 2017            | 107.8  | 101.2  | 83.7  | 111.5                       | 117.2                               | 109.8                | 121.7   | 86.5  |
| 2018            | 109.7  | 102.4  | 90.3  | 105.9                       | 109.9                               | 107.5                | 110.7   | 91.9  |
| 2019            | 107.9  | 103.5  | 91.8  | 105.5                       | 104.8                               | 105.4                | 108.8   | 92.3  |
| 2020            | 100.0  | 100.0  | 100.0   | 100.0                       | 100.0                               | 100.0                | 100.0   | 100.0   |
| 2021            | 99.4   | 106.1  | 104.3   | 103.7                       | 103.1                               | 104.0                | 91.5  | 110.7   |
| 2022            | 101.5  | 96.1   | 116.9   | 104.0                       | 98.2                                | 98.5                 | 90.3  | 107.9   |
| 2023            | 102.7  | 91.4   | 128.7   | 100.7                       | 92.3                                | 98.9                 | 94.1  | 109.7   |
| 2023. 2         | 97.1   | 90.5   | 119.5   | 95.9                        | 81.2                                | 96.2                 | 85.6  | 78.2  |
| 3               | 107.1  | 97.6   | 132.7   | 107.3                       | 100.5                               | 105.5                | 101.8   | 114.6   |
| 4               | 98.2   | 91.2   | 116.4   | 101.2                       | 96.8                                | 100.5                | 90.5  | 83.6  |
| 5               | 110.6  | 91.5   | 128.8   | 104.0                       | 104.4                               | 103.2                | 94.7  | 97.6  |
| 6               | 98.5   | 91.6   | 136.9   | 104.3                       | 100.8                               | 103.2                | 99.0  | 131.9   |
| 7               | 98.0   | 91.5   | 121.2   | 102.2                       | 83.0                                | 99.2                 | 91.3  | 91.0  |
| 8               | 95.3   | 92.1   | 126.9   | 99.2                        | 84.4                                | 97.8                 | 90.2  | 108.8   |
| 9               | 98.7   | 91.2   | 144.0   | 100.3                       | 90.3                                | 97.2                 | 91.5  | 147.3   |
| 10              | 108.9  | 89.0   | 125.4   | 100.0                       | 98.2                                | 99.8                 | 93.8  | 113.2   |
| 11              | 107.8  | 89.6   | 122.1   | 105.5                       | 103.6                               | 99.8                 | 105.6   | 122.4   |
| 12              | 109.8  | 90.1   | 142.2   | 96.7                        | 91.1                                | 93.9                 | 104.4   | 149.1   |
| 2024. 1         | 111.3  | 94.5   | 128.9   | 104.8                       | 79.4                                | 100.6                | 94.4  | 103.2   |
| 2               | 101.3  | 86.3   | 113.7   | 93.2                        | 66.9                                | 89.6                 | 86.1  | 105.9   |
| 3               | 111.1  | 96.1   | 127.7   | 104.7                       | 87.8                                | 98.6                 | 90.3  | 124.3   |
| 4               | 108.3  | 96.3   | 126.4   | 107.4                       | 96.5                                | 97.5                 | 94.4  | 97.3  |
| 5               | 110.1  | 95.2   | 149.6   | 105.7                       | 98.1                                | 99.1                 | 97.1  | 111.9   |
| 6               | 101.2  | 93.3   | 137.2   | 104.3                       | 98.4                                | 93.1                 | 97.0  | 136.2   |
| 7               | 102.6  | 96.4   | 137.0   | 105.6                       | 78.5                                | 95.5                 | 93.1  | 99.6  |
| 8               | 111.4  | 95.9   | 136.7   | 102.0                       | 85.6                                | 94.6                 | 93.1  | 115.3   |
| 9               | 103.5  | 91.1   | 143.0   | 95.3                        | 79.2                                | 89.5                 | 93.1  | 147.6   |
|                 | 0.0  | 59.2   | -   | 72.0                        | 49.3                                | -                    | 58.8  | 82.0  |
|                 | 99.2   | 75.2   | 161.1   | 134.4                       | 72.7                                | 107.5                | 89.6  | 160.1   |
|                 | -  | 80.4   | 104.1   | 118.9                       | 48.6                                | 76.4                 | 81.8  | 164.4   |
|                 | 140.3  | 100.7  | 168.1   | 90.6                        | 67.4                                | 82.0                 | 103.4   | 172.1   |
|                 | 0.0  | -  | -   | 95.1                        | 49.4                                | 102.7                | 191.6   | 96.6  |
|                 | -  | 40.8   | 135.7   | 68.9                        | 57.5                                | 84.3                 | 54.5  | 103.7   |
|                 | 101.6  | 89.5   | -   | 122.3                       | 100.4                               | 93.2                 | 56.9  | -   |
|                 | -  | 90.0   | 123.7   | 74.7                        | 117.6                               | 25.2                 | -   | 124.6   |
|                 | 108.5  | 92.3   | 122.1   | 88.5                        | 73.9                                | 81.4                 | 89.2  | 193.4   |
|                 | 62.1   | 107.9  | 179.2   | 67.4                        | 74.6                                | 40.1                 | 68.7  | 40.5  |
|                 | -  | 100.9  | 142.6   | 82.5                        | 83.6                                | 79.9                 | 71.6  | 125.7   |
|                 | 105.5  | 93.5   | 138.8   | 119.3                       | 89.9                                | 90.9                 | 74.6  | 111.9   |
|                 | 103.2  | 73.2   | 103.6   | 105.0                       | 84.6                                | 87.4                 | 67.5  | 70.9  |
|                 | 101.7  | 102.0  | 264.8   | 84.3                        | 63.5                                | 93.8                 | 96.4  | -   |
|                 | 113.8  | 81.8   | 163.6   | 100.6                       | 68.0                                | 85.1                 | 100.0   | 147.4   |
|                 | 106.4  | 104.2  | -   | 100.3                       | 70.5                                | 79.4                 | 163.8   | 101.3   |
|                 | -  | 65.9   | 220.0   | 79.5                        | 77.2                                | -                    | 73.0  | 152.9   |

4. Producers' Shipment Index (Original Index)(Cont'd) <sup>1)</sup>

2020=100

| Manufacturing  |                      |                               |   |                           |                |                     |   |                             |  |
|--|----------------------|-------------------------------|---|---------------------------|----------------|---------------------|---|-----------------------------|--|
| Medical, precision & optical instruments, watches and clocks | Electrical equipment | Other machinery and equipment | Motor vehicles, trailers and semitrailers | Other transport equipment | 가<br>Furniture | Other manufacturing | Maintenance and repair services of industrial machinery and equipment |                             |  |
| 162.2  | 645.2                | 713.6                         | 1,114.9                                   | 215.8                     | 40.5           | 30.6                | 26.6  | <b>Weight</b> <sup>2)</sup> |  |
| 95.2   | 96.4                 | 108.5                         | 110.6                                     | 92.9                      | 98.6           | 102.3               | -   | 2017                        |  |
| 107.2  | 98.8                 | 104.3                         | 109.9                                     | 84.5                      | 93.5           | 98.2                | -   | 2018                        |  |
| 98.3   | 102.7                | 98.8                          | 110.3                                     | 100.6                     | 94.0           | 103.2               | -   | 2019                        |  |
| 100.0  | 100.0                | 100.0                         | 100.0                                     | 100.0                     | 100.0          | 100.0               | 100.0   | 2020                        |  |
| 116.0  | 107.1                | 111.7                         | 105.1                                     | 96.5                      | 97.3           | 100.3               | 103.1   | 2021                        |  |
| 119.8  | 119.1                | 111.6                         | 113.6                                     | 109.8                     | 88.5           | 103.2               | 126.3   | 2022                        |  |
| 113.1  | 111.5                | 105.0                         | 125.9                                     | 109.0                     | 80.4           | 93.2                | 142.1   | 2023                        |  |
| 107.1  | 112.7                | 101.1                         | 122.7                                     | 102.8                     | 83.5           | 87.8                | 101.9   | 2. 2023                     |  |
| 119.5  | 126.3                | 116.9                         | 140.7                                     | 110.9                     | 82.3           | 92.3                | 142.3   | 3                           |  |
| 106.7  | 110.7                | 104.4                         | 130.4                                     | 108.2                     | 75.3           | 97.8                | 128.6   | 4                           |  |
| 113.2  | 116.1                | 108.5                         | 136.3                                     | 106.2                     | 75.1           | 101.3               | 130.8   | 5                           |  |
| 123.3  | 121.7                | 115.1                         | 133.0                                     | 114.4                     | 80.5           | 91.0                | 164.3   | 6                           |  |
| 108.3  | 107.7                | 96.7                          | 124.4                                     | 106.8                     | 71.0           | 104.6               | 146.6   | 7                           |  |
| 110.6  | 104.3                | 94.8                          | 115.2                                     | 97.8                      | 76.6           | 95.6                | 137.4   | 8                           |  |
| 118.4  | 111.7                | 108.1                         | 115.8                                     | 108.7                     | 77.9           | 86.3                | 149.4   | 9                           |  |
| 111.3  | 104.5                | 94.0                          | 122.3                                     | 105.9                     | 81.1           | 88.1                | 130.3   | 10                          |  |
| 116.6  | 109.0                | 105.9                         | 131.9                                     | 123.1                     | 92.6           | 92.4                | 151.3   | 11                          |  |
| 121.9  | 108.5                | 122.2                         | 126.9                                     | 124.2                     | 94.3           | 102.2               | 222.8   | 12                          |  |
| 115.1  | 90.9                 | 93.4                          | 123.2                                     | 101.6                     | 78.2           | 78.2                | 150.4   | 1. 2024                     |  |
| 108.5  | 91.1                 | 93.2                          | 109.2                                     | 88.7                      | 78.6           | 73.2                | 133.2   | 2                           |  |
| 132.0  | 98.4                 | 112.1                         | 129.1                                     | 99.1                      | 76.0           | 87.9                | 187.3   | 3                           |  |
| 125.2  | 92.5                 | 104.7                         | 134.3                                     | 109.4                     | 75.0           | 94.9                | 217.2   | 4                           |  |
| 118.7  | 92.8                 | 104.5                         | 130.9                                     | 111.3                     | 71.4           | 97.5                | 233.3   | 5                           |  |
| 120.3  | 94.8                 | 111.4                         | 126.7                                     | 110.5                     | 67.9           | 87.9                | 182.1   | 6                           |  |
| 126.5  | 88.0                 | 101.7                         | 114.9                                     | 124.0                     | 74.4           | 100.0               | 192.0   | 7                           |  |
| 117.0  | 88.6                 | 93.5                          | 115.7                                     | 114.9                     | 75.1           | 95.4                | 226.3   | 8                           |  |
| 123.9  | 88.8                 | 100.6                         | 113.3                                     | 115.9                     | 67.6           | 91.5                | 178.7   | 9                           |  |
| 137.9  | 134.9                | 79.6                          | 171.4                                     | -                         | -              | 94.0                | -   | Seoul                       |  |
| 125.9  | 103.3                | 101.3                         | 101.4                                     | 210.0                     | 40.2           | 66.6                | 110.7   | Busan                       |  |
| 232.6  | 119.9                | 113.1                         | 122.6                                     | -                         | 69.3           | 176.6               | -   | Daegu                       |  |
| 237.7  | 96.0                 | 114.2                         | 107.9                                     | 20.2                      | 77.1           | 66.3                | 1,082.9   | Incheon                     |  |
| 114.0  | 93.0                 | 93.4                          | 102.9                                     | -                         | -              | -                   | -   | Gwangju                     |  |
| 63.4   | 174.9                | 119.1                         | 233.0                                     | -                         | 548.2          | 91.5                | 92.7  | Daejeon                     |  |
| -  | 183.9                | 112.9                         | 98.6                                      | 108.0                     | -              | 114.1               | -   | Ulsan                       |  |
| 11.7   | 95.4                 | 19.2                          | 133.6                                     | -                         | -              | -                   | 83.8  | Sejong                      |  |
| 124.4  | 91.7                 | 89.0                          | 109.8                                     | -                         | 65.7           | 94.1                | -   | Gyeonggi                    |  |
| 195.9  | 143.3                | 77.4                          | 95.4                                      | -                         | -              | 60.7                | 71.1  | Gangwon                     |  |
| 105.7  | 84.6                 | 100.7                         | 115.9                                     | 54.2                      | 32.1           | 76.7                | 51.3  | Chungbuk                    |  |
| 150.1  | 70.5                 | 107.8                         | 124.2                                     | 199.7                     | -              | -                   | 92.0  | Chungnam                    |  |
| 90.6   | 102.7                | 96.5                          | 127.4                                     | 49.7                      | -              | 125.5               | -   | Jeonbuk                     |  |
| -  | 49.6                 | 260.2                         | 50.2                                      | 156.8                     | -              | -                   | 190.5   | Jeonnam                     |  |
| 161.0  | 89.0                 | 85.3                          | 140.1                                     | 105.1                     | 87.8           | 45.6                | 126.3   | Gyeongbuk                   |  |
| 76.1   | 92.7                 | 98.7                          | 164.4                                     | 126.3                     | 65.4           | 66.6                | 193.5   | Gyeongnam                   |  |
| -  | -                    | -                             | -   | -                         | -              | -                   | 139.8   | Jeju                        |  |

5. ( )<sup>1)</sup>

2020=100

|                 | All groups | Mining and manufacturing | Mining and quarrying | Manufacturing | 가<br>Electricity, gas and steam supply | Manufacturing |           |
|-----------------|------------|--------------------------|----------------------|---------------|--|---------------|-----------|
|                 |            |                          |                      |               |  | Food products | Beverages |
| 가 <sup>2)</sup> | 10,000.0   | 9,406.7                  | 15.9                 | 9,390.8       | 593.3                                  | 535.7         | 66.3      |
| 2023. 5         | 103.0      | 103.0                    | 97.6                 | 103.0         | 103.7                                  | 100.3         | 109.4     |
| 6               | 105.4      | 105.6                    | 97.0                 | 105.6         | 102.1                                  | 97.6          | 107.3     |
| 7               | 98.0       | 97.7                     | 90.9                 | 97.7          | 102.5                                  | 94.9          | 103.0     |
| 8               | 101.3      | 101.2                    | 101.2                | 101.2         | 104.1                                  | 96.5          | 105.4     |
| 9               | 105.6      | 105.6                    | 106.4                | 105.6         | 105.1                                  | 96.9          | 112.4     |
| 10              | 101.8      | 102.0                    | 104.0                | 102.0         | 100.5                                  | 100.7         | 110.4     |
| 11              | 103.0      | 102.9                    | 98.3                 | 102.9         | 105.8                                  | 95.4          | 106.4     |
| 12              | 105.5      | 105.6                    | 103.7                | 105.6         | 104.9                                  | 92.8          | 97.3      |
| 2024. 1         | 99.9       | 99.5                     | 112.9                | 99.5          | 107.1                                  | 95.6          | 108.6     |
| 2               | 102.3      | 102.1                    | 102.2                | 102.1         | 105.7                                  | 101.0         | 105.6     |
| 3               | 100.3      | 99.7                     | 95.4                 | 99.7          | 110.4                                  | 96.4          | 104.4     |
| 4               | 101.7      | 101.6                    | 100.1                | 101.6         | 103.7                                  | 99.4          | 111.7     |
| 5               | 100.9      | 100.8                    | 97.5                 | 100.8         | 103.5                                  | 99.6          | 111.8     |
| 6               | 103.4      | 103.4                    | 93.7                 | 103.4         | 104.5                                  | 96.4          | 106.6     |
| 7               | 97.2       | 96.8                     | 87.7                 | 96.8          | 104.8                                  | 96.1          | 102.6     |
| 8               | 102.6      | 102.3                    | 93.5                 | 102.3         | 109.5                                  | 96.0          | 104.9     |
| 9               | 103.8      | 103.6                    | 88.1                 | 103.6         | 107.4                                  | 94.7          | 111.9     |

|         | Coke, hard-coal and lignite fuel briquettes & refined petroleum products | Chemicals & chemical products; except pharmaceuticals, medicinal chemicals | Pharmaceuticals, medicinal chemicals and botanical products | Rubber and plastic products | Other non-metallic mineral products | 1<br>Basic metal products | 가<br>Fabricated metal products; except machinery and furniture | 가<br>Electronic components, computer, visual, sounding and communication equipment |
|---------|--|--|---|-----------------------------|-------------------------------------|---------------------------|--|--|
|         |  |  |   |                             |                                     |                           |  |  |
| 2023. 5 | 107.6  | 91.2   | 130.6   | 107.4                       | 98.6                                | 101.1                     | 69.1   | 100.6  |
| 6       | 99.9   | 92.3   | 130.6   | 104.1                       | 94.0                                | 101.9                     | 69.7   | 129.3  |
| 7       | 93.8   | 91.4   | 120.8   | 103.6                       | 87.1                                | 97.7                      | 66.5   | 99.3   |
| 8       | 92.9   | 92.7   | 132.0   | 106.0                       | 92.4                                | 99.9                      | 68.8   | 106.9  |
| 9       | 99.5   | 92.9   | 135.7   | 106.3                       | 92.7                                | 101.2                     | 69.2   | 131.5  |
| 10      | 108.6  | 91.5   | 126.0   | 101.7                       | 93.3                                | 100.9                     | 68.4   | 110.1  |
| 11      | 108.0  | 92.3   | 120.6   | 104.0                       | 92.0                                | 100.0                     | 69.9   | 116.2  |
| 12      | 107.7  | 92.1   | 133.7   | 102.6                       | 89.5                                | 96.9                      | 66.9   | 139.4  |
| 2024. 1 | 111.3  | 92.9   | 134.1   | 107.8                       | 98.6                                | 99.0                      | 62.8   | 108.2  |
| 2       | 110.3  | 91.2   | 124.3   | 107.8                       | 90.3                                | 97.1                      | 63.8   | 114.8  |
| 3       | 112.0  | 91.1   | 126.0   | 103.9                       | 87.4                                | 94.7                      | 58.9   | 113.6  |
| 4       | 112.3  | 96.6   | 128.9   | 108.0                       | 92.2                                | 96.4                      | 64.0   | 106.1  |
| 5       | 106.9  | 94.0   | 149.8   | 106.3                       | 91.1                                | 96.5                      | 64.1   | 113.2  |
| 6       | 103.5  | 95.5   | 131.7   | 106.9                       | 95.6                                | 93.0                      | 61.9   | 133.4  |
| 7       | 97.5   | 95.3   | 136.0   | 104.9                       | 80.7                                | 93.3                      | 60.3   | 106.9  |
| 8       | 108.4  | 96.7   | 141.9   | 109.2                       | 94.7                                | 97.0                      | 61.6   | 112.1  |
| 9       | 105.4  | 94.3   | 137.4   | 104.5                       | 86.6                                | 95.2                      | 64.8   | 130.9  |

: 1) 2

2) 가 2024

:

5. Producers' Shipment Index (Seasonally Adjusted Index) <sup>1)</sup>

2020=100

| Manufacturing    |                          |  |  |  |                                |   |         | Weight <sup>2)</sup> |
|------------------|--------------------------|--|--|--|--------------------------------|---|---------|----------------------|
| Tobacco products | Textiles; except apparel | Wearing apparel, clothing accessories and fur articles | Tanning and dressing of leather, manufacture of luggage and footwear | Wood products of wood and cork; except furniture | Pulp, paper and paper products | Printing & reproduction of recorded media |         |                      |
| 18.9             | 91.8                     | 84.9   | 19.0   | 32.4   | 128.7                          | 26.2                                      |         |                      |
| 99.3             | 95.4                     | 89.6   | 83.7   | 78.5   | 98.8                           | 96.7                                      | 5. 2023 |                      |
| 93.9             | 91.7                     | 83.6   | 76.3   | 78.6   | 97.9                           | 99.4                                      | 6       |                      |
| 100.0            | 90.7                     | 94.1   | 76.5   | 74.3   | 96.9                           | 96.0                                      | 7       |                      |
| 102.6            | 91.5                     | 90.9   | 77.5   | 77.4   | 98.4                           | 98.1                                      | 8       |                      |
| 96.6             | 91.6                     | 87.0   | 74.9   | 82.4   | 98.9                           | 95.0                                      | 9       |                      |
| 103.7            | 90.6                     | 84.9   | 76.6   | 77.9   | 98.9                           | 98.0                                      | 10      |                      |
| 89.9             | 90.7                     | 84.6   | 77.7   | 78.9   | 100.0                          | 93.8                                      | 11      |                      |
| 97.3             | 91.0                     | 85.9   | 74.9   | 75.3   | 95.2                           | 88.6                                      | 12      |                      |
| 92.8             | 91.3                     | 84.1   | 70.8   | 81.8   | 97.1                           | 90.3                                      | 1. 2024 |                      |
| 108.7            | 95.0                     | 81.9   | 75.6   | 77.7   | 99.5                           | 91.9                                      | 2       |                      |
| 94.3             | 87.9                     | 75.5   | 67.3   | 70.2   | 96.9                           | 93.2                                      | 3       |                      |
| 113.2            | 93.3                     | 77.2   | 62.1   | 76.6   | 104.7                          | 97.6                                      | 4       |                      |
| 113.0            | 92.2                     | 77.5   | 59.5   | 74.0   | 101.8                          | 95.5                                      | 5       |                      |
| 112.0            | 91.4                     | 79.1   | 70.5   | 74.0   | 100.2                          | 90.0                                      | 6       |                      |
| 115.3            | 89.7                     | 80.0   | 66.3   | 74.0   | 104.4                          | 92.5                                      | 7       |                      |
| 107.0            | 90.9                     | 82.0   | 66.6   | 76.5   | 99.0                           | 90.1                                      | 8       |                      |
| 117.7            | 91.8                     | 78.0   | 66.1   | 73.0   | 96.8                           | 89.9                                      | 9       |                      |

| Manufacturing  |                      |                               |   |                           |           |                     | Weight <sup>2)</sup> |
|--|----------------------|-------------------------------|---|---------------------------|-----------|---------------------|----------------------|
| Medical, precision & optical instruments, watches and clocks | Electrical equipment | Other machinery and equipment | Motor vehicles, trailers and semitrailers | Other transport equipment | Furniture | Other manufacturing |                      |
| 162.6  | 646.7                | 715.4                         | 1,118.4                                   | 216.6                     | 40.5      | 30.6                |                      |
| 115.2  | 119.2                | 105.9                         | 133.1                                     | 87.5                      | 78.1      | 101.6               | 5. 2023              |
| 116.3  | 118.8                | 105.2                         | 127.4                                     | 86.2                      | 81.9      | 90.3                | 6                    |
| 108.5  | 107.2                | 97.4                          | 124.8                                     | 86.9                      | 78.6      | 103.8               | 7                    |
| 114.3  | 107.3                | 104.7                         | 130.7                                     | 90.1                      | 81.9      | 99.1                | 8                    |
| 115.4  | 110.0                | 113.4                         | 122.5                                     | 89.1                      | 83.5      | 92.3                | 9                    |
| 113.2  | 102.1                | 103.0                         | 126.2                                     | 85.4                      | 83.3      | 88.7                | 10                   |
| 110.7  | 102.6                | 107.0                         | 124.9                                     | 92.6                      | 89.3      | 89.1                | 11                   |
| 115.1  | 101.4                | 109.5                         | 123.4                                     | 88.6                      | 86.7      | 92.9                | 12                   |
| 121.0  | 95.9                 | 98.2                          | 118.8                                     | 71.1                      | 76.3      | 86.2                | 1. 2024              |
| 129.2  | 104.8                | 104.7                         | 124.4                                     | 79.9                      | 78.3      | 88.0                | 2                    |
| 130.7  | 97.6                 | 103.3                         | 120.5                                     | 75.0                      | 70.5      | 90.9                | 3                    |
| 128.5  | 97.7                 | 103.9                         | 129.3                                     | 81.7                      | 76.4      | 91.5                | 4                    |
| 118.4  | 94.1                 | 100.2                         | 123.8                                     | 82.4                      | 73.0      | 96.3                | 5                    |
| 117.1  | 94.4                 | 105.4                         | 126.4                                     | 80.5                      | 71.1      | 91.4                | 6                    |
| 123.1  | 86.6                 | 101.9                         | 111.7                                     | 90.2                      | 81.0      | 100.0               | 7                    |
| 120.4  | 91.6                 | 103.8                         | 131.8                                     | 99.6                      | 80.8      | 103.1               | 8                    |
| 127.2  | 90.1                 | 108.7                         | 126.5                                     | 90.8                      | 75.8      | 99.6                | 9                    |

Note: 1) Recent two month data are preliminary.

2) Weights are applied only to the indices for 2024. In other words, weights can't be applied to the indices prior.

Source: Statistics Korea.

6. ( ) 1)2)

2020=100

|         | All groups | Mining and manufacturing | Manufacturing | Manufacturing |           |                  |
|---------|------------|--------------------------|---------------|---------------|-----------|------------------|
|         |            |                          |               | Food products | Beverages | Tobacco products |
| 가 3)    | 10,000.0   | 10,000.0                 | 10,000.0      | 343.2         | 72.5      | 12.1             |
| 2017    | 92.4       | 92.4                     | 92.4          | 77.4          | 83.3      | 46.4             |
| 2018    | 98.6       | 98.6                     | 98.6          | 87.0          | 98.0      | 73.5             |
| 2019    | 96.0       | 96.0                     | 96.0          | 91.3          | 98.4      | 96.1             |
| 2020    | 94.5       | 94.5                     | 94.5          | 95.8          | 99.4      | 82.3             |
| 2021    | 106.1      | 106.1                    | 106.1         | 98.8          | 115.2     | 82.0             |
| 2022    | 110.4      | 110.4                    | 110.4         | 101.3         | 123.6     | 86.2             |
| 2023    | 108.1      | 108.1                    | 108.1         | 90.9          | 110.4     | 70.1             |
| 2023. 2 | 117.6      | 117.6                    | 117.6         | 97.8          | 127.3     | 105.3            |
| 3       | 114.0      | 114.0                    | 114.0         | 96.7          | 137.1     | 106.0            |
| 4       | 121.8      | 121.8                    | 121.8         | 95.6          | 137.6     | 106.8            |
| 5       | 122.6      | 122.6                    | 122.6         | 94.4          | 125.8     | 104.8            |
| 6       | 112.6      | 112.6                    | 112.6         | 94.1          | 124.4     | 108.8            |
| 7       | 119.0      | 119.0                    | 119.0         | 94.0          | 126.5     | 110.7            |
| 8       | 122.9      | 122.9                    | 122.9         | 93.6          | 129.8     | 105.1            |
| 9       | 115.0      | 115.0                    | 115.0         | 88.7          | 112.9     | 90.7             |
| 10      | 116.1      | 116.1                    | 116.1         | 87.7          | 120.9     | 89.1             |
| 11      | 115.3      | 115.3                    | 115.3         | 91.0          | 118.6     | 101.5            |
| 12      | 108.1      | 108.1                    | 108.1         | 90.9          | 110.4     | 70.1             |
| 2024. 1 | 111.6      | 111.6                    | 111.6         | 98.1          | 114.1     | 94.5             |
| 2       | 114.1      | 114.1                    | 114.1         | 97.8          | 105.2     | 87.3             |
| 3       | 110.0      | 110.0                    | 110.0         | 100.4         | 115.2     | 97.4             |
| 4       | 112.1      | 112.1                    | 112.1         | 101.5         | 117.4     | 94.8             |
| 5       | 112.2      | 112.2                    | 112.2         | 101.5         | 115.3     | 88.3             |
| 6       | 106.9      | 106.9                    | 106.9         | 100.0         | 122.4     | 90.0             |
| 7       | 112.7      | 112.7                    | 112.7         | 101.4         | 119.5     | 92.5             |
| 8       | 115.0      | 115.0                    | 115.0         | 101.1         | 107.1     | 91.6             |
| 9       | 109.7      | 109.7                    | 109.7         | 93.9          | 102.1     | 79.3             |
|         | 91.9       | 91.9                     | 91.9          | 81.5          | -         | -                |
|         | 168.4      | 168.4                    | 168.4         | 100.4         | 133.4     | -                |
|         | 165.1      | 165.1                    | 165.1         | 61.8          | 100.5     | -                |
|         | 104.9      | 104.9                    | 104.9         | 108.1         | -         | -                |
|         | 154.4      | 154.4                    | 154.4         | 45.7          | 91.9      | 83.3             |
|         | 138.1      | 138.1                    | 138.1         | 154.7         | 166.1     | 74.3             |
|         | 96.1       | 96.1                     | 96.1          | 118.2         | 248.0     | -                |
|         | 144.6      | 144.6                    | 144.6         | 179.7         | -         | -                |
|         | 108.5      | 108.5                    | 108.5         | 176.2         | 106.9     | -                |
|         | 112.1      | 112.1                    | 112.1         | 125.7         | 124.7     | -                |
|         | 121.0      | 121.0                    | 121.0         | 141.7         | 83.0      | -                |
|         | 178.6      | 178.6                    | 178.6         | 708.4         | 190.1     | -                |
|         | 140.5      | 140.5                    | 140.5         | 106.2         | 107.9     | -                |
|         | 118.4      | 118.4                    | 118.4         | 89.1          | 85.4      | -                |
|         | 118.7      | 118.7                    | 118.7         | 130.2         | 100.5     | 43.0             |
|         | 129.4      | 129.4                    | 129.4         | 69.6          | 126.4     | 94.9             |
|         | 69.4       | 69.4                     | 69.4          | 125.0         | 52.1      | -                |

: 1) 2  
 2) ( , )  
 3) 가 2024 가 ,  
 :



6. Producers' Inventory Index (Original Index) <sup>1)2)</sup>

2020=100

| Manufacturing            |  |  |  |                                |  |           | Weight <sup>3)</sup> |
|--------------------------|--|--|--|--------------------------------|--|-----------|----------------------|
| Textiles; except apparel | Wearing apparel, clothing accessories and fur articles | Tanning and dressing of leather, manufacture of luggage and footwear | Wood products of wood and cork; except furniture | Pulp, paper and paper products | Coke, hard-coal and lignite fuel briquettes & refined petroleum products |           |                      |
| 116.4                    | 185.6  | 37.9   | 30.3   | 112.7                          | 592.4  |           |                      |
| 98.3                     | 92.5   | 115.2  | 113.6  | 105.0                          | 94.5   | 2017      |                      |
| 96.6                     | 98.6   | 113.8  | 100.2  | 103.8                          | 108.5  | 2018      |                      |
| 96.8                     | 101.3  | 92.6   | 98.2   | 94.1                           | 97.1   | 2019      |                      |
| 96.4                     | 94.1   | 104.6  | 80.1   | 91.8                           | 88.7   | 2020      |                      |
| 87.9                     | 81.8   | 93.4   | 81.9   | 93.3                           | 99.9   | 2021      |                      |
| 89.3                     | 83.5   | 80.1   | 129.4  | 106.3                          | 97.2   | 2022      |                      |
| 85.1                     | 73.6   | 109.6  | 116.1  | 105.8                          | 101.9  | 2023      |                      |
| 82.9                     | 83.2   | 71.1   | 137.8  | 106.7                          | 103.4  | 2. 2023   |                      |
| 85.4                     | 82.7   | 70.5   | 136.3  | 111.9                          | 95.9   | 3         |                      |
| 86.0                     | 84.0   | 76.6   | 127.0  | 111.5                          | 107.6  | 4         |                      |
| 86.3                     | 82.4   | 78.5   | 124.3  | 113.2                          | 106.7  | 5         |                      |
| 88.1                     | 77.1   | 80.5   | 119.8  | 114.2                          | 89.0   | 6         |                      |
| 88.4                     | 80.6   | 80.9   | 117.6  | 114.9                          | 92.6   | 7         |                      |
| 92.6                     | 84.1   | 86.7   | 112.5  | 115.0                          | 98.1   | 8         |                      |
| 89.3                     | 85.5   | 101.5  | 111.4  | 111.1                          | 103.0  | 9         |                      |
| 85.7                     | 91.7   | 104.4  | 116.4  | 112.3                          | 104.8  | 10        |                      |
| 87.4                     | 76.1   | 108.1  | 113.9  | 107.4                          | 99.6   | 11        |                      |
| 85.1                     | 73.6   | 109.6  | 116.1  | 105.8                          | 101.9  | 12        |                      |
| 84.1                     | 71.0   | 101.7  | 113.4  | 108.7                          | 104.4  | 1. 2024   |                      |
| 81.5                     | 70.3   | 95.6   | 114.6  | 108.7                          | 108.7  | 2         |                      |
| 80.3                     | 70.9   | 97.4   | 101.3  | 113.9                          | 99.6   | 3         |                      |
| 80.6                     | 72.9   | 94.3   | 106.2  | 116.0                          | 93.7   | 4         |                      |
| 83.0                     | 74.1   | 95.6   | 102.8  | 117.0                          | 99.5   | 5         |                      |
| 84.1                     | 71.9   | 89.9   | 103.2  | 116.8                          | 99.3   | 6         |                      |
| 81.7                     | 75.4   | 92.0   | 102.3  | 114.0                          | 112.2  | 7         |                      |
| 81.2                     | 78.3   | 92.8   | 101.0  | 111.8                          | 112.5  | 8         |                      |
| 83.7                     | 79.2   | 91.7   | 97.7   | 110.6                          | 109.4  | 9         |                      |
| 94.4                     | 81.8   | 180.3  | -  | 95.4                           | -  | Seoul     |                      |
| 53.5                     | 277.9  | 198.5  | 128.2  | 138.6                          | 117.5  | Busan     |                      |
| 94.4                     | 119.1  | -  | 450.2  | 125.3                          | -  | Daegu     |                      |
| -                        | -  | -  | 101.7  | 94.3                           | 78.9   | Incheon   |                      |
| 63.0                     | -  | -  | 84.5   | 105.2                          | -  | Gwangju   |                      |
| 25.8                     | -  | -  | -  | 76.7                           | -  | Daejeon   |                      |
| 57.0                     | -  | -  | 290.3  | 85.9                           | 134.6  | Ulsan     |                      |
| -                        | -  | -  | -  | 135.0                          | -  | Sejong    |                      |
| 127.6                    | 90.0   | 34.3   | 94.8   | 127.5                          | -  | Gyeonggi  |                      |
| -                        | -  | -  | -  | 250.5                          | 94.4   | Gangwon   |                      |
| 48.6                     | -  | 65.1   | -  | 100.9                          | -  | Chungbuk  |                      |
| 224.4                    | -  | -  | 118.9  | 89.5                           | 86.0   | Chungnam  |                      |
| 141.8                    | -  | -  | 74.6   | 118.8                          | -  | Jeonbuk   |                      |
| -                        | -  | -  | -  | 80.8                           | 97.2   | Jeonnam   |                      |
| 87.1                     | -  | -  | 116.9  | 137.9                          | 3.4  | Gyeongbuk |                      |
| 83.4                     | -  | -  | 141.5  | 119.4                          | 87.7   | Gyeongnam |                      |
| -                        | -  | -  | -  | -                              | -  | Jeju      |                      |

Note: 1) Recent two month data are preliminary.

2) Inventory is calculated at the end of a given period (month or year).

3) Weights are applied only to the indices for 2024. In other words, weights can't be applied to the indices prior.

Source: Statistics Korea.

6. ( ) ( ) <sup>1)2)</sup>

2020=100

|                 | Chemicals & chemical products; except pharmaceuticals, medicinal chemicals | Rubber and plastic products | Other non-metallic mineral products | Basic metal products | Fabricated metal products; except machinery and furniture | Electronic components, computer, visual, sounding and communication equipment |
|-----------------|--|-----------------------------|-------------------------------------|----------------------|---|---|
| 가 <sup>3)</sup> | 1,113.6  | 382.1                       | 149.2                               | 1,530.5              | 347.8   | 2,143.0   |
| 2017            | 85.5   | 91.7                        | 92.0                                | 91.3                 | 93.2  | 107.0   |
| 2018            | 100.4  | 92.5                        | 94.9                                | 97.1                 | 88.5  | 111.0   |
| 2019            | 100.0  | 92.8                        | 103.1                               | 96.6                 | 99.1  | 95.4  |
| 2020            | 92.6   | 98.1                        | 93.1                                | 87.8                 | 101.0   | 97.2  |
| 2021            | 112.9  | 108.8                       | 93.7                                | 99.8                 | 89.7  | 117.3   |
| 2022            | 107.5  | 110.5                       | 104.3                               | 89.3                 | 93.9  | 132.7   |
| 2023            | 101.7  | 107.9                       | 104.5                               | 89.9                 | 90.3  | 136.8   |
| 2023. 2         | 104.9  | 112.3                       | 104.5                               | 91.3                 | 94.1  | 165.1   |
| 3               | 106.3  | 112.5                       | 105.4                               | 90.2                 | 93.9  | 148.9   |
| 4               | 105.6  | 113.9                       | 109.2                               | 92.7                 | 94.2  | 180.7   |
| 5               | 103.1  | 112.0                       | 107.5                               | 94.6                 | 94.4  | 187.0   |
| 6               | 99.3   | 110.1                       | 107.3                               | 91.7                 | 91.3  | 153.1   |
| 7               | 100.6  | 108.8                       | 108.5                               | 94.1                 | 90.0  | 179.2   |
| 8               | 97.2   | 106.7                       | 109.0                               | 95.8                 | 89.9  | 198.9   |
| 9               | 96.7   | 105.9                       | 107.0                               | 91.3                 | 88.4  | 169.0   |
| 10              | 99.0   | 105.4                       | 105.2                               | 91.1                 | 92.1  | 170.9   |
| 11              | 100.1  | 106.1                       | 101.1                               | 86.3                 | 93.8  | 177.6   |
| 12              | 101.7  | 107.9                       | 104.5                               | 89.9                 | 90.3  | 136.8   |
| 2024. 1         | 100.9  | 110.7                       | 102.6                               | 92.4                 | 91.9  | 137.5   |
| 2               | 103.6  | 109.7                       | 107.0                               | 97.5                 | 91.7  | 149.3   |
| 3               | 101.9  | 111.2                       | 108.9                               | 95.2                 | 91.3  | 132.9   |
| 4               | 100.7  | 109.2                       | 111.0                               | 95.9                 | 93.2  | 146.3   |
| 5               | 102.7  | 112.9                       | 111.6                               | 92.3                 | 95.6  | 141.8   |
| 6               | 102.1  | 112.7                       | 113.9                               | 92.7                 | 96.5  | 115.5   |
| 7               | 103.3  | 113.2                       | 114.9                               | 94.1                 | 96.3  | 142.0   |
| 8               | 102.8  | 111.5                       | 115.1                               | 97.1                 | 99.3  | 153.7   |
| 9               | 105.6  | 111.8                       | 117.3                               | 97.3                 | 97.7  | 122.0   |
|                 | 114.1  | 54.9                        | -                                   | -                    | -   | 109.9   |
|                 | 75.1   | 158.2                       | -                                   | 336.3                | 127.3   | 181.7   |
|                 | 90.9   | 113.3                       | 93.8                                | 284.3                | 86.3  | 89.8  |
|                 | 117.7  | 112.2                       | 76.6                                | 96.5                 | 89.9  | 156.2   |
|                 | -  | 60.9                        | -                                   | 403.7                | 156.0   | 53.5  |
|                 | 83.4   | 100.1                       | 109.9                               | 112.7                | 201.9   | 547.2   |
|                 | 112.9  | 128.6                       | 60.8                                | 58.6                 | 47.6  | -   |
|                 | 131.8  | 122.3                       | 121.3                               | 92.1                 | -   | 284.6   |
|                 | 95.6   | 114.5                       | 79.6                                | 104.3                | 110.4   | 102.2   |
|                 | 76.9   | 87.6                        | 125.8                               | 61.9                 | 141.8   | -   |
|                 | 73.7   | 102.1                       | 121.5                               | 91.1                 | 114.1   | 144.7   |
|                 | 105.2  | 108.2                       | 157.5                               | 117.5                | 124.4   | 369.0   |
|                 | 108.5  | 180.4                       | 118.2                               | 124.0                | 140.5   | 100.3   |
|                 | 144.5  | 173.7                       | 116.4                               | 96.6                 | 87.1  | -   |
|                 | 121.2  | 96.6                        | 152.5                               | 104.2                | 69.6  | 133.6   |
|                 | 102.4  | 142.4                       | 88.8                                | 124.3                | 108.5   | 127.0   |
|                 | 33.1   | 64.4                        | 73.0                                | -                    | 15.6  | 1.6   |

6. Producers' Inventory Index (Original Index)(Cont'd) <sup>1)2)</sup>

2020=100

| Manufacturing  |                      |                               |   |                |                     |           | Weight <sup>3)</sup> |
|--|----------------------|-------------------------------|---|----------------|---------------------|-----------|----------------------|
| Medical, precision & optical instruments, watches and clocks | Electrical equipment | Other machinery and equipment | Motor vehicles, trailers and semitrailers | 가<br>Furniture | Other manufacturing |           |                      |
| 231.0  | 992.2                | 775.9                         | 756.6                                     | 46.9           | 28.1                |           |                      |
| 99.8   | 83.2                 | 105.6                         | 77.0                                      | 112.4          | 84.0                | 2017      |                      |
| 88.5   | 90.8                 | 101.9                         | 89.6                                      | 121.6          | 96.4                | 2018      |                      |
| 86.7   | 91.8                 | 104.1                         | 89.4                                      | 93.7           | 99.7                | 2019      |                      |
| 96.9   | 91.8                 | 106.8                         | 92.6                                      | 98.6           | 96.4                | 2020      |                      |
| 109.9  | 119.4                | 126.5                         | 86.5                                      | 103.7          | 115.3               | 2021      |                      |
| 117.6  | 103.8                | 151.0                         | 107.0                                     | 64.3           | 129.6               | 2022      |                      |
| 123.8  | 95.6                 | 133.9                         | 115.1                                     | 61.7           | 157.1               | 2023      |                      |
| 122.2  | 111.5                | 159.5                         | 113.3                                     | 62.6           | 150.7               | 2. 2023   |                      |
| 122.1  | 111.7                | 155.5                         | 113.0                                     | 63.8           | 151.1               | 3         |                      |
| 118.7  | 119.1                | 151.5                         | 116.5                                     | 68.1           | 158.1               | 4         |                      |
| 115.9  | 123.6                | 147.7                         | 113.6                                     | 70.1           | 157.3               | 5         |                      |
| 108.5  | 116.2                | 143.9                         | 110.6                                     | 68.2           | 144.0               | 6         |                      |
| 117.8  | 114.7                | 148.9                         | 116.1                                     | 64.1           | 145.8               | 7         |                      |
| 117.4  | 111.8                | 150.5                         | 116.9                                     | 64.3           | 154.8               | 8         |                      |
| 111.7  | 107.9                | 134.6                         | 117.2                                     | 63.3           | 160.7               | 9         |                      |
| 124.0  | 106.5                | 135.2                         | 116.6                                     | 65.0           | 176.0               | 10        |                      |
| 126.3  | 97.8                 | 137.8                         | 114.3                                     | 68.1           | 165.4               | 11        |                      |
| 123.8  | 95.6                 | 133.9                         | 115.1                                     | 61.7           | 157.1               | 12        |                      |
| 123.6  | 100.6                | 141.2                         | 122.6                                     | 62.7           | 153.0               | 1. 2024   |                      |
| 126.1  | 97.0                 | 136.9                         | 121.6                                     | 62.6           | 154.0               | 2         |                      |
| 129.4  | 95.1                 | 130.1                         | 119.2                                     | 56.7           | 166.4               | 3         |                      |
| 126.9  | 94.9                 | 137.8                         | 120.0                                     | 57.0           | 160.8               | 4         |                      |
| 129.0  | 92.6                 | 144.7                         | 122.8                                     | 59.9           | 156.5               | 5         |                      |
| 124.6  | 86.3                 | 136.9                         | 121.0                                     | 59.7           | 154.5               | 6         |                      |
| 133.4  | 91.8                 | 134.6                         | 119.0                                     | 59.1           | 145.0               | 7         |                      |
| 132.8  | 92.0                 | 132.9                         | 120.6                                     | 56.3           | 165.7               | 8         |                      |
| 131.4  | 91.0                 | 128.9                         | 120.6                                     | 55.0           | 151.4               | 9         |                      |
| 48.6   | 134.5                | 278.4                         | 72.0                                      | -              | -                   | Seoul     |                      |
| 114.5  | 107.5                | 135.9                         | 84.8                                      | 72.9           | 73.1                | Busan     |                      |
| 121.0  | 143.6                | 410.9                         | 128.2                                     | -              | 92.6                | Daegu     |                      |
| 59.0   | 25.8                 | 138.5                         | 113.3                                     | 52.7           | 0.3                 | Incheon   |                      |
| 133.2  | 114.3                | 79.0                          | 254.7                                     | -              | -                   | Gwangju   |                      |
| 14.1   | 117.8                | 273.6                         | 102.3                                     | -              | -                   | Daejeon   |                      |
| -  | 127.1                | 57.2                          | 77.8                                      | -              | 256.2               | Ulsan     |                      |
| 45.7   | 175.0                | -                             | 98.6                                      | -              | -                   | Sejong    |                      |
| 85.4   | 76.2                 | 94.7                          | 171.4                                     | 71.5           | 338.6               | Gyeonggi  |                      |
| 60.5   | 114.4                | 75.3                          | 204.3                                     | -              | -                   | Gangwon   |                      |
| 87.3   | 101.1                | 216.4                         | 163.5                                     | 5.7            | 47.5                | Chungbuk  |                      |
| 171.0  | 98.0                 | 150.2                         | 105.2                                     | -              | -                   | Chungnam  |                      |
| 1,060.9  | 65.3                 | 222.0                         | 204.4                                     | -              | 77.0                | Jeonbuk   |                      |
| -  | 183.7                | -                             | 63.0                                      | -              | -                   | Jeonnam   |                      |
| 173.9  | 165.9                | 82.4                          | 148.9                                     | -              | -                   | Gyeongbuk |                      |
| 587.0  | 113.3                | 125.7                         | 133.8                                     | -              | 156.6               | Gyeongnam |                      |
| -  | -                    | -                             | -   | -              | -                   | Jeju      |                      |

7. ( ) <sup>1)2)</sup>

2020=100

|                 |    | All groups | Mining and manufacturing | Manufacturing | Manufacturing |           |                  |
|-----------------|----|------------|--------------------------|---------------|---------------|-----------|------------------|
|                 |    |            |                          |               | Food products | Beverages | Tobacco products |
| 가 <sup>3)</sup> |    | 10,000.0   | 10,000.0                 | 10,000.0      | 343.2         | 72.5      | 12.1             |
| 2023.           | 5  | 121.6      | 121.6                    | 121.6         | 90.9          | 124.7     | 107.1            |
|                 | 6  | 114.9      | 114.9                    | 114.9         | 90.4          | 120.9     | 106.1            |
|                 | 7  | 116.7      | 116.7                    | 116.7         | 93.0          | 123.7     | 105.6            |
|                 | 8  | 120.2      | 120.2                    | 120.2         | 95.8          | 125.9     | 103.8            |
|                 | 9  | 117.7      | 117.7                    | 117.7         | 94.2          | 120.8     | 94.8             |
|                 | 10 | 117.3      | 117.3                    | 117.3         | 92.2          | 124.3     | 87.2             |
|                 | 11 | 115.8      | 115.8                    | 115.8         | 91.5          | 121.1     | 93.3             |
|                 | 12 | 109.9      | 109.9                    | 109.9         | 91.5          | 115.0     | 77.6             |
| 2024.           | 1  | 111.1      | 111.1                    | 111.1         | 100.6         | 115.4     | 98.5             |
|                 | 2  | 112.5      | 112.5                    | 112.5         | 99.8          | 108.5     | 88.3             |
|                 | 3  | 111.0      | 111.0                    | 111.0         | 96.9          | 110.5     | 94.9             |
|                 | 4  | 111.6      | 111.6                    | 111.6         | 97.6          | 112.7     | 95.7             |
|                 | 5  | 111.5      | 111.5                    | 111.5         | 97.1          | 113.3     | 90.3             |
|                 | 6  | 108.3      | 108.3                    | 108.3         | 96.3          | 120.0     | 87.6             |
|                 | 7  | 111.3      | 111.3                    | 111.3         | 99.8          | 115.9     | 88.2             |
|                 | 8  | 112.8      | 112.8                    | 112.8         | 103.1         | 103.9     | 90.4             |
|                 | 9  | 110.6      | 110.6                    | 110.6         | 100.7         | 109.2     | 81.4             |

|                 |    | Chemicals & chemical products; except pharmaceuticals, medicinal chemicals | Rubber and plastic products | Other non-metallic mineral products | 1                    | 가 ;   | Electronic components, computer; visual, sounding and communication equipment |
|-----------------|----|--|-----------------------------|-------------------------------------|----------------------|-------|---|
|                 |    |  |                             |                                     | Basic metal products | 가     |   |
| 가 <sup>3)</sup> |    | 1,113.6  | 382.1                       | 149.2                               | 1,530.5              | 347.8 | 2,143.2   |
| 2023.           | 5  | 101.9  | 109.7                       | 107.7                               | 94.3                 | 94.7  | 185.6   |
|                 | 6  | 101.3  | 107.9                       | 108.7                               | 92.1                 | 90.2  | 163.4   |
|                 | 7  | 100.6  | 107.2                       | 107.3                               | 93.8                 | 90.0  | 170.2   |
|                 | 8  | 96.5   | 106.0                       | 107.4                               | 93.2                 | 90.0  | 189.7   |
|                 | 9  | 96.8   | 106.3                       | 104.1                               | 91.5                 | 89.5  | 183.2   |
|                 | 10 | 100.6  | 107.4                       | 104.8                               | 92.1                 | 91.1  | 173.8   |
|                 | 11 | 103.1  | 108.2                       | 104.1                               | 87.8                 | 90.8  | 176.3   |
|                 | 12 | 102.3  | 110.0                       | 105.8                               | 91.5                 | 89.5  | 137.3   |
| 2024.           | 1  | 99.5   | 110.7                       | 102.5                               | 91.3                 | 92.5  | 134.3   |
|                 | 2  | 102.0  | 111.0                       | 105.8                               | 96.0                 | 93.7  | 141.1   |
|                 | 3  | 101.0  | 111.4                       | 108.8                               | 95.2                 | 91.8  | 140.5   |
|                 | 4  | 98.7   | 107.5                       | 111.8                               | 97.0                 | 94.6  | 147.4   |
|                 | 5  | 101.7  | 110.7                       | 113.3                               | 92.2                 | 95.7  | 141.3   |
|                 | 6  | 103.5  | 110.3                       | 114.3                               | 93.0                 | 95.4  | 123.1   |
|                 | 7  | 103.4  | 111.6                       | 114.4                               | 93.9                 | 96.1  | 137.1   |
|                 | 8  | 101.8  | 110.8                       | 113.3                               | 94.5                 | 99.5  | 146.9   |
|                 | 9  | 105.0  | 112.2                       | 114.2                               | 96.8                 | 98.9  | 129.1   |

: 1) 2  
 2) ( , )  
 3) 가 2024 가 ,  
 :

7. Producers' Inventory Index (Seasonally Adjusted Index) <sup>1)2)</sup>

2020=100

| Manufacturing  |  |  |  |                                |  |         | Weight <sup>3)</sup> |
|--|--|--|--|--------------------------------|--|---------|----------------------|
| Textiles; except apparel                                     | Wearing apparel, clothing accessories and fur articles | Tanning and dressing of leather, manufacture of luggage and footwear | Wood products of wood and cork; except furniture | Pulp, paper and paper products | Coke, hard-coal and lignite fuel briquettes & refined petroleum products |         |                      |
| 116.4  | 185.6  | 37.9   | 30.3   | 112.7                          | 592.4  |         |                      |
| 86.5   | 82.9   | 79.6   | 121.9  | 113.3                          | 107.1  | 5. 2023 |                      |
| 87.7   | 79.8   | 80.3   | 116.1  | 112.6                          | 92.6   | 6       |                      |
| 86.9   | 82.2   | 81.9   | 115.9  | 111.8                          | 92.0   | 7       |                      |
| 90.5   | 84.3   | 87.9   | 112.0  | 110.9                          | 93.8   | 8       |                      |
| 87.3   | 83.4   | 99.5   | 113.3  | 110.1                          | 99.5   | 9       |                      |
| 85.6   | 89.8   | 103.7  | 121.5  | 111.7                          | 102.9  | 10      |                      |
| 89.0   | 74.7   | 102.4  | 119.1  | 108.7                          | 101.1  | 11      |                      |
| 88.5   | 74.4   | 107.2  | 118.7  | 107.3                          | 105.6  | 12      |                      |
| 84.4   | 70.7   | 105.3  | 112.4  | 110.5                          | 106.2  | 1. 2024 |                      |
| 81.9   | 69.7   | 98.2   | 112.5  | 111.9                          | 106.1  | 2       |                      |
| 79.6   | 71.6   | 98.6   | 100.6  | 113.0                          | 100.7  | 3       |                      |
| 80.5   | 72.3   | 97.7   | 105.7  | 117.0                          | 92.6   | 4       |                      |
| 83.5   | 74.4   | 97.1   | 100.7  | 118.1                          | 100.8  | 5       |                      |
| 83.5   | 74.6   | 89.2   | 100.3  | 114.3                          | 102.7  | 6       |                      |
| 80.7   | 76.7   | 93.6   | 100.6  | 112.1                          | 112.8  | 7       |                      |
| 79.4   | 78.4   | 94.1   | 100.8  | 108.0                          | 107.8  | 8       |                      |
| 81.9   | 77.4   | 89.7   | 98.9   | 109.8                          | 104.4  | 9       |                      |
| Manufacturing  |  |  |  |                                |  |         | Weight <sup>3)</sup> |
| Medical, precision & optical instruments, watches and clocks | Electrical equipment                                   | Other machinery and equipment  | Motor vehicles, trailers and semitrailers        | Furniture                      | Other manufacturing  |         |                      |
| 231.0  | 992.2  | 775.9  | 756.4  | 46.9                           | 28.1   |         |                      |
| 115.5  | 117.6  | 152.4  | 112.3  | 70.4                           | 152.7  | 5. 2023 |                      |
| 109.6  | 113.5  | 149.4  | 110.2  | 67.2                           | 145.2  | 6       |                      |
| 117.2  | 112.4  | 149.1  | 112.6  | 66.6                           | 154.8  | 7       |                      |
| 115.6  | 110.4  | 151.9  | 115.3  | 65.8                           | 162.4  | 8       |                      |
| 110.4  | 108.5  | 135.9  | 116.8  | 65.7                           | 165.9  | 9       |                      |
| 122.3  | 109.0  | 134.4  | 117.0  | 66.5                           | 179.0  | 10      |                      |
| 125.9  | 100.5  | 132.7  | 115.9  | 69.7                           | 171.8  | 11      |                      |
| 127.9  | 101.2  | 131.3  | 121.1  | 61.0                           | 167.9  | 12      |                      |
| 125.6  | 102.7  | 138.6  | 122.3  | 58.3                           | 155.1  | 1. 2024 |                      |
| 128.3  | 97.5   | 135.0  | 121.9  | 63.1                           | 146.9  | 2       |                      |
| 129.8  | 95.4   | 132.6  | 118.7  | 56.7                           | 157.2  | 3       |                      |
| 125.5  | 92.5   | 140.0  | 117.1  | 54.6                           | 147.6  | 4       |                      |
| 128.6  | 89.0   | 148.5  | 120.2  | 60.0                           | 151.2  | 5       |                      |
| 125.8  | 85.0   | 141.7  | 120.0  | 59.0                           | 156.7  | 6       |                      |
| 132.9  | 89.6   | 134.5  | 115.1  | 61.0                           | 152.3  | 7       |                      |
| 130.8  | 90.9   | 134.0  | 118.1  | 57.5                           | 173.8  | 8       |                      |
| 129.3  | 91.2   | 130.8  | 119.1  | 57.0                           | 156.9  | 9       |                      |

Note: 1) Recent two month data are preliminary.

2) Inventory is calculated at the end of a given period (month or year).

3) Weights are applied only to the indices for 2024. In other words, weights can't be applied to the indices prior.

Source: Statistics Korea.

8. ( )<sup>1)</sup>

2020=100

|         | Total | Seoul | Busan | Daegu | Incheon | Gwangju | Daejeon | Ulsan | Sejong |
|---------|-------|-------|-------|-------|---------|---------|---------|-------|--------|
| 2017    | 98.5  | 121.0 | 112.0 | 112.7 | 106.3   | 107.5   | 108.1   | 102.3 | 85.6   |
| 2018    | 99.9  | 121.9 | 108.4 | 112.4 | 106.6   | 100.9   | 97.5    | 106.0 | 90.7   |
| 2019    | 100.3 | 115.5 | 106.5 | 112.4 | 101.0   | 99.9    | 107.3   | 107.3 | 92.6   |
| 2020    | 100.0 | 100.0 | 100.0 | 100.0 | 100.0   | 100.0   | 100.0   | 100.0 | 100.0  |
| 2021    | 108.5 | 106.2 | 106.8 | 111.8 | 113.2   | 107.4   | 104.3   | 106.8 | 110.4  |
| 2022    | 109.6 | 103.4 | 117.6 | 119.0 | 114.3   | 113.9   | 103.5   | 105.8 | 113.1  |
| 2023    | 106.8 | 98.3  | 108.9 | 116.2 | 114.5   | 112.9   | 99.2    | 104.1 | 107.4  |
| 2024. 1 | 109.4 | 101.7 | 109.8 | 122.7 | 135.4   | 121.8   | 115.8   | 109.6 | 116.1  |
| 2       | 100.8 | 89.9  | 104.1 | 108.8 | 128.8   | 111.6   | 97.7    | 95.7  | 107.2  |
| 3       | 112.3 | 93.2  | 114.4 | 125.1 | 144.0   | 119.1   | 112.8   | 108.6 | 113.4  |
| 4       | 109.6 | 98.1  | 113.0 | 126.2 | 137.3   | 119.6   | 104.4   | 108.4 | 112.1  |
| 5       | 112.0 | 91.8  | 114.4 | 123.4 | 164.6   | 124.8   | 107.7   | 110.0 | 105.5  |
| 6       | 112.8 | 88.9  | 111.5 | 116.0 | 141.2   | 116.6   | 110.5   | 104.5 | 108.0  |
| 7       | 109.1 | 104.2 | 114.4 | 112.9 | 139.6   | 121.5   | 108.6   | 101.3 | 110.2  |
| 8       | 109.9 | 95.4  | 111.9 | 109.0 | 137.5   | 119.8   | 101.3   | 103.8 | 107.6  |
| 9       | 108.2 | 88.3  | 102.0 | 101.6 | 139.3   | 106.4   | 89.6    | 103.6 | 102.3  |
| 2017    | 102.5 | 117.6 | 116.7 | 112.2 | 112.3   | 108.1   | 110.9   | 103.7 | 82.7   |
| 2018    | 102.6 | 119.2 | 110.9 | 112.5 | 112.0   | 101.4   | 102.4   | 105.0 | 87.1   |
| 2019    | 102.3 | 113.2 | 106.6 | 111.4 | 103.5   | 99.9    | 111.3   | 105.7 | 93.5   |
| 2020    | 100.0 | 100.0 | 100.0 | 100.0 | 100.0   | 100.0   | 100.0   | 100.0 | 100.0  |
| 2021    | 105.0 | 103.7 | 107.0 | 111.6 | 108.4   | 107.7   | 109.8   | 103.7 | 109.2  |
| 2022    | 105.3 | 99.8  | 117.8 | 121.2 | 110.7   | 113.7   | 107.1   | 103.4 | 111.5  |
| 2023    | 104.7 | 95.7  | 116.1 | 121.6 | 112.5   | 117.9   | 103.8   | 103.2 | 109.7  |
| 2024. 1 | 105.4 | 103.7 | 111.4 | 123.9 | 125.5   | 125.9   | 113.7   | 106.2 | 115.5  |
| 2       | 97.1  | 89.9  | 110.3 | 110.2 | 110.6   | 113.9   | 107.3   | 95.6  | 106.2  |
| 3       | 108.7 | 93.3  | 124.2 | 132.9 | 123.2   | 125.3   | 114.4   | 108.5 | 113.5  |
| 4       | 103.6 | 92.8  | 118.0 | 130.8 | 120.2   | 124.9   | 108.6   | 107.8 | 113.8  |
| 5       | 105.8 | 88.5  | 122.6 | 124.8 | 126.3   | 125.2   | 106.4   | 109.5 | 108.0  |
| 6       | 106.8 | 86.1  | 114.1 | 119.6 | 115.7   | 120.7   | 113.9   | 103.6 | 105.9  |
| 7       | 100.9 | 98.3  | 118.5 | 116.6 | 112.0   | 123.2   | 104.3   | 102.8 | 107.7  |
| 8       | 103.2 | 90.4  | 118.5 | 111.9 | 112.8   | 116.5   | 102.8   | 102.6 | 104.3  |
| 9       | 104.9 | 85.3  | 106.6 | 106.6 | 111.8   | 102.1   | 93.2    | 100.9 | 100.7  |
| 2)      |       |       |       |       |         |         |         |       |        |
| 2017    | 92.4  | 88.2  | 64.4  | 91.0  | 99.8    | 63.1    | 74.9    | 82.5  | 67.3   |
| 2018    | 98.6  | 91.7  | 62.0  | 92.5  | 94.3    | 64.5    | 58.2    | 95.4  | 74.9   |
| 2019    | 96.0  | 98.1  | 63.4  | 96.4  | 92.4    | 86.1    | 80.7    | 99.6  | 89.4   |
| 2020    | 94.5  | 97.4  | 91.5  | 108.5 | 81.4    | 101.3   | 100.1   | 87.5  | 99.1   |
| 2021    | 106.1 | 95.9  | 121.8 | 151.0 | 89.4    | 114.1   | 98.5    | 94.8  | 107.9  |
| 2022    | 110.4 | 92.7  | 137.8 | 181.7 | 96.2    | 133.1   | 135.6   | 92.7  | 131.4  |
| 2023    | 108.1 | 84.0  | 139.0 | 160.2 | 104.0   | 127.3   | 145.1   | 94.2  | 143.0  |
| 2024. 1 | 111.6 | 85.3  | 147.4 | 164.0 | 122.0   | 141.9   | 147.1   | 98.8  | 143.4  |
| 2       | 114.1 | 86.8  | 154.4 | 169.5 | 131.2   | 143.4   | 141.5   | 101.2 | 143.0  |
| 3       | 110.0 | 86.6  | 150.1 | 161.0 | 102.8   | 141.6   | 134.5   | 97.8  | 147.6  |
| 4       | 112.1 | 89.4  | 149.3 | 161.6 | 110.7   | 143.3   | 138.0   | 97.2  | 140.6  |
| 5       | 112.2 | 91.2  | 146.8 | 167.0 | 115.6   | 150.4   | 138.3   | 97.9  | 144.0  |
| 6       | 106.9 | 87.8  | 147.0 | 161.1 | 104.5   | 151.2   | 134.5   | 94.4  | 148.7  |
| 7       | 112.7 | 90.5  | 153.2 | 164.6 | 112.5   | 147.5   | 139.8   | 90.0  | 151.0  |
| 8       | 115.0 | 92.1  | 161.7 | 168.1 | 103.8   | 154.7   | 140.7   | 94.9  | 146.4  |
| 9       | 109.7 | 91.9  | 168.4 | 165.1 | 104.9   | 154.4   | 138.1   | 96.1  | 144.6  |

: 1) 2  
 2) ( , )  
 :

## 8. Index of Industrial Production, Shipment & Inventory by Province <sup>1)</sup> (Original Index)

2020=100

| Gyeonggi                | Gangwon | Chungbuk | Chungnam | Jeonbuk | Jeonnam | Gyeongbuk | Gyeongnam | Jeju  |         |
|-------------------------|---------|----------|----------|---------|---------|-----------|-----------|-------|---------|
| Production              |         |          |          |         |         |           |           |       |         |
| 81.2                    | 108.3   | 102.6    | 104.0    | 115.5   | 101.5   | 111.1     | 111.4     | 108.3 | 2017    |
| 87.5                    | 105.1   | 104.7    | 107.2    | 112.6   | 98.8    | 108.3     | 106.0     | 109.3 | 2018    |
| 91.5                    | 105.6   | 107.0    | 102.3    | 105.8   | 100.8   | 106.1     | 107.7     | 106.5 | 2019    |
| 100.0                   | 100.0   | 100.0    | 100.0    | 100.0   | 100.0   | 100.0     | 100.0     | 100.0 | 2020    |
| 114.3                   | 101.7   | 114.5    | 112.1    | 107.6   | 107.7   | 104.6     | 104.2     | 105.4 | 2021    |
| 117.2                   | 108.1   | 115.6    | 112.2    | 111.2   | 104.7   | 102.8     | 109.9     | 111.6 | 2022    |
| 113.7                   | 109.6   | 111.1    | 108.0    | 105.0   | 103.1   | 99.0      | 113.1     | 109.6 | 2023    |
| 123.8                   | 108.7   | 103.0    | 103.6    | 106.1   | 105.4   | 106.6     | 121.3     | 116.8 | 1. 2024 |
| 118.4                   | 95.7    | 95.9     | 99.2     | 93.9    | 94.1    | 91.3      | 104.5     | 87.7  | 2       |
| 133.3                   | 107.0   | 103.9    | 107.3    | 104.0   | 104.4   | 97.8      | 118.0     | 115.4 | 3       |
| 121.0                   | 101.2   | 114.7    | 106.9    | 109.4   | 108.7   | 96.4      | 121.4     | 109.3 | 4       |
| 128.5                   | 99.8    | 107.2    | 111.5    | 110.9   | 108.2   | 98.0      | 118.9     | 105.8 | 5       |
| 138.2                   | 96.6    | 112.2    | 112.5    | 106.0   | 108.1   | 93.7      | 120.0     | 107.2 | 6       |
| 128.6                   | 95.5    | 101.8    | 110.5    | 107.6   | 107.2   | 99.6      | 115.6     | 115.0 | 7       |
| 132.3                   | 103.6   | 102.6    | 111.0    | 102.6   | 110.5   | 101.5     | 115.4     | 124.3 | 8       |
| 130.4                   | 97.1    | 105.9    | 106.6    | 93.8    | 107.9   | 98.7      | 112.6     | 101.1 | 9       |
| Shipment                |         |          |          |         |         |           |           |       |         |
| 81.3                    | 107.7   | 98.2     | 105.9    | 116.2   | 102.1   | 112.3     | 107.8     | 114.0 | 2017    |
| 86.5                    | 107.5   | 101.1    | 106.8    | 112.0   | 99.7    | 110.5     | 101.9     | 109.1 | 2018    |
| 94.1                    | 106.0   | 104.4    | 102.9    | 105.8   | 102.2   | 108.2     | 106.7     | 106.3 | 2019    |
| 100.0                   | 100.0   | 100.0    | 100.0    | 100.0   | 100.0   | 100.0     | 100.0     | 100.0 | 2020    |
| 108.2                   | 104.9   | 111.8    | 109.8    | 109.0   | 104.0   | 103.2     | 102.0     | 105.8 | 2021    |
| 108.2                   | 111.0   | 123.7    | 108.5    | 112.3   | 101.3   | 103.1     | 107.9     | 111.2 | 2022    |
| 108.6                   | 112.0   | 108.8    | 107.3    | 106.1   | 100.4   | 100.9     | 112.4     | 115.1 | 2023    |
| 106.9                   | 111.5   | 96.9     | 106.9    | 103.9   | 102.2   | 109.1     | 116.7     | 115.3 | 1. 2024 |
| 104.5                   | 97.7    | 90.5     | 100.5    | 96.1    | 91.6    | 92.4      | 102.8     | 99.1  | 2       |
| 126.9                   | 107.4   | 99.6     | 111.1    | 106.4   | 101.9   | 97.6      | 117.0     | 112.7 | 3       |
| 104.5                   | 100.5   | 104.4    | 107.6    | 108.3   | 105.5   | 97.9      | 118.9     | 101.1 | 4       |
| 116.8                   | 100.8   | 103.3    | 111.2    | 110.0   | 105.6   | 97.7      | 119.2     | 103.2 | 5       |
| 131.4                   | 99.8    | 107.2    | 110.9    | 105.0   | 104.5   | 95.3      | 118.0     | 99.6  | 6       |
| 104.0                   | 96.4    | 98.4     | 106.2    | 105.6   | 105.9   | 96.5      | 113.5     | 103.6 | 7       |
| 114.3                   | 105.8   | 99.4     | 108.9    | 99.9    | 108.2   | 99.0      | 112.0     | 115.1 | 8       |
| 128.8                   | 103.1   | 102.2    | 104.8    | 93.2    | 104.3   | 108.8     | 115.9     | 104.2 | 9       |
| Inventory <sup>2)</sup> |         |          |          |         |         |           |           |       |         |
| 84.8                    | 85.2    | 64.5     | 83.9     | 58.5    | 89.7    | 90.6      | 94.6      | 54.8  | 2017    |
| 118.3                   | 81.0    | 86.9     | 93.4     | 68.5    | 102.0   | 94.7      | 94.0      | 78.3  | 2018    |
| 96.3                    | 90.6    | 99.4     | 94.4     | 69.1    | 95.5    | 93.4      | 98.1      | 95.2  | 2019    |
| 95.1                    | 92.7    | 95.5     | 94.4     | 95.3    | 86.8    | 91.1      | 98.8      | 113.8 | 2020    |
| 108.3                   | 111.9   | 119.0    | 111.6    | 102.4   | 111.0   | 102.2     | 114.1     | 111.9 | 2021    |
| 117.3                   | 114.3   | 148.1    | 130.8    | 138.8   | 111.5   | 97.2      | 124.8     | 88.7  | 2022    |
| 122.7                   | 106.5   | 134.0    | 174.1    | 136.3   | 105.4   | 105.4     | 116.9     | 63.0  | 2023    |
| 126.7                   | 108.9   | 132.5    | 189.9    | 145.1   | 109.9   | 108.5     | 131.5     | 73.1  | 1. 2024 |
| 130.0                   | 107.3   | 130.6    | 189.5    | 142.4   | 113.1   | 115.0     | 124.7     | 71.3  | 2       |
| 118.8                   | 109.8   | 124.9    | 189.0    | 139.4   | 109.0   | 116.6     | 125.3     | 66.6  | 3       |
| 122.1                   | 120.8   | 131.0    | 176.9    | 139.9   | 108.4   | 117.1     | 132.3     | 66.2  | 4       |
| 125.4                   | 124.0   | 130.5    | 182.4    | 134.4   | 110.8   | 113.9     | 131.3     | 64.5  | 5       |
| 110.1                   | 125.7   | 120.8    | 188.8    | 135.1   | 111.7   | 110.2     | 130.2     | 72.9  | 6       |
| 120.4                   | 125.1   | 121.4    | 197.6    | 135.7   | 114.5   | 117.0     | 132.6     | 77.6  | 7       |
| 120.7                   | 122.6   | 124.6    | 191.6    | 138.3   | 115.4   | 126.3     | 130.3     | 71.0  | 8       |
| 108.5                   | 112.1   | 121.0    | 178.6    | 140.5   | 118.4   | 118.7     | 129.4     | 69.4  | 9       |

Note: 1) Recent two month data are preliminary.

2) Inventory is calculated at the end of a given period (month or year).

Source: Statistics Korea.

9.

1)

2020=100

|          | Capital goods | Manufacturing equipment | Electricity | Broadcast communication | Transportation equipment | Agriculture | Construction | Office | Others |
|----------|---------------|-------------------------|-------------|-------------------------|--------------------------|-------------|--------------|--------|--------|
| 가 2)     | 1,231.3       | 511.1                   | 149.6       | 44.5                    | 148.8                    | 21.9        | 48.4         | 6.2    | 300.8  |
| 2017     | 106.7         | 110.6                   | 120.7       | 117.3                   | 96.9                     | 76.4        | 153.6        | 127.8  | 95.6   |
| 2018     | 102.1         | 106.4                   | 111.3       | 119.4                   | 88.2                     | 74.5        | 163.6        | 117.9  | 96.3   |
| 2019     | 97.7          | 89.4                    | 107.8       | 122.1                   | 97.7                     | 97.1        | 111.2        | 108.5  | 104.4  |
| 2020     | 100.0         | 100.0                   | 100.0       | 100.0                   | 100.0                    | 100.0       | 100.0        | 100.0  | 100.0  |
| 2021     | 109.4         | 114.2                   | 102.7       | 118.0                   | 98.4                     | 157.2       | 137.9        | 100.0  | 104.3  |
| 2022     | 115.1         | 114.6                   | 108.8       | 122.3                   | 116.3                    | 163.6       | 146.6        | 100.8  | 111.8  |
| 2023     | 108.9         | 99.3                    | 103.3       | 112.2                   | 122.3                    | 135.8       | 136.1        | 93.4   | 116.9  |
| 2021. 12 | 132.6         | 141.6                   | 137.8       | 113.5                   | 114.9                    | 201.0       | 151.2        | 117.7  | 124.0  |
| 2022. 1  | 101.0         | 102.6                   | 89.0        | 103.5                   | 103.6                    | 171.1       | 148.7        | 98.1   | 93.1   |
| 2        | 94.4          | 91.5                    | 88.6        | 96.3                    | 96.7                     | 148.7       | 135.3        | 112.4  | 92.8   |
| 3        | 112.5         | 112.9                   | 103.1       | 115.0                   | 107.5                    | 178.8       | 129.5        | 120.6  | 114.2  |
| 4        | 108.6         | 104.7                   | 102.1       | 115.6                   | 114.6                    | 184.3       | 130.3        | 83.9   | 109.4  |
| 5        | 114.7         | 117.5                   | 103.7       | 129.6                   | 121.9                    | 153.0       | 132.2        | 93.8   | 105.7  |
| 6        | 123.0         | 123.6                   | 118.0       | 137.0                   | 123.4                    | 185.2       | 143.7        | 103.3  | 117.5  |
| 7        | 116.0         | 112.7                   | 113.2       | 110.3                   | 118.8                    | 141.4       | 155.7        | 90.5   | 117.4  |
| 8        | 110.4         | 115.5                   | 102.5       | 106.7                   | 107.0                    | 166.1       | 114.7        | 100.9  | 105.0  |
| 9        | 114.6         | 117.6                   | 107.8       | 132.4                   | 109.6                    | 146.1       | 154.4        | 118.2  | 106.7  |
| 10       | 114.6         | 107.3                   | 111.2       | 139.3                   | 122.3                    | 155.1       | 168.5        | 89.4   | 114.1  |
| 11       | 126.8         | 125.1                   | 124.6       | 139.7                   | 129.8                    | 166.7       | 178.9        | 97.7   | 120.2  |
| 12       | 144.5         | 144.7                   | 141.3       | 142.3                   | 140.8                    | 166.1       | 167.2        | 100.6  | 145.9  |
| 2023. 1  | 93.0          | 83.9                    | 87.8        | 101.8                   | 104.5                    | 158.5       | 150.4        | 72.8   | 94.3   |
| 2        | 103.8         | 94.9                    | 88.6        | 107.8                   | 115.7                    | 171.5       | 167.6        | 106.7  | 109.1  |
| 3        | 116.9         | 108.6                   | 96.7        | 126.0                   | 126.2                    | 195.7       | 176.0        | 97.0   | 125.1  |
| 4        | 102.6         | 89.8                    | 93.3        | 107.3                   | 119.9                    | 175.5       | 163.6        | 80.1   | 109.5  |
| 5        | 109.2         | 98.7                    | 103.8       | 119.1                   | 121.8                    | 148.7       | 168.7        | 81.2   | 113.8  |
| 6        | 117.0         | 109.3                   | 113.3       | 105.6                   | 127.7                    | 158.3       | 161.2        | 114.5  | 121.1  |
| 7        | 102.7         | 85.1                    | 109.0       | 95.3                    | 122.6                    | 96.9        | 141.9        | 101.6  | 115.8  |
| 8        | 100.3         | 90.2                    | 98.1        | 102.4                   | 112.6                    | 93.4        | 117.9        | 88.8   | 110.9  |
| 9        | 109.6         | 102.3                   | 108.3       | 139.2                   | 116.7                    | 87.0        | 115.5        | 91.3   | 116.2  |
| 10       | 100.3         | 88.2                    | 98.0        | 113.5                   | 121.5                    | 93.5        | 102.2        | 84.0   | 110.5  |
| 11       | 115.0         | 103.9                   | 111.1       | 120.0                   | 140.0                    | 134.5       | 99.1         | 93.7   | 124.7  |
| 12       | 136.4         | 136.4                   | 131.6       | 108.7                   | 138.4                    | 115.6       | 68.7         | 109.4  | 152.1  |
| 2024. 1  | 101.9         | 87.0                    | 90.7        | 92.7                    | 125.6                    | 115.6       | 114.0        | 94.0   | 123.4  |
| 2        | 95.5          | 87.8                    | 81.4        | 86.5                    | 104.5                    | 110.9       | 89.5         | 104.3  | 113.6  |
| 3        | 111.6         | 109.9                   | 87.3        | 102.7                   | 115.2                    | 145.1       | 105.4        | 109.1  | 124.5  |
| 4        | 111.5         | 104.9                   | 94.3        | 109.8                   | 124.9                    | 136.4       | 101.9        | 95.6   | 126.1  |
| 5        | 110.3         | 98.7                    | 88.5        | 91.6                    | 124.8                    | 126.3       | 88.3         | 100.7  | 141.4  |
| 6        | 114.9         | 109.0                   | 106.4       | 85.4                    | 130.1                    | 113.6       | 82.3         | 95.0   | 131.1  |
| 7        | 108.7         | 102.7                   | 92.1        | 89.0                    | 131.3                    | 99.3        | 74.5         | 109.8  | 125.0  |
| 8        | 107.1         | 99.0                    | 82.4        | 88.6                    | 131.2                    | 78.9        | 58.3         | 119.5  | 134.1  |
| 9        | 111.7         | 112.4                   | 107.1       | 90.1                    | 126.0                    | 68.3        | 62.3         | 99.9   | 116.9  |

: 1) 2  
 2) 가  
 :

2024

가



9. Manufacturing Production Index by Goods <sup>1)</sup>

2020=100

| Intermediate goods | Manufacturing | Construction | Fuel & electricity | Others | Consumers' goods | Durable consumers' goods | Non-durable consumers' goods | Weight <sup>2)</sup> |
|--------------------|---------------|--------------|--------------------|--------|------------------|--------------------------|------------------------------|----------------------|
|                    |               |              |                    |        |                  |                          |                              |                      |
| 6,355.4            | 5,486.7       | 550.0        | 196.8              | 121.9  | 1,945.3          | 684.8                    | 1,260.5                      |                      |
| Original index     |               |              |                    |        |                  |                          |                              |                      |
| 95.4               | 92.6          | 121.9        | 109.6              | 100.6  | 102.6            | 112.1                    | 98.2                         | 2017                 |
| 98.3               | 96.8          | 110.7        | 111.7              | 102.6  | 102.8            | 110.8                    | 99.2                         | 2018                 |
| 99.9               | 99.0          | 106.2        | 110.7              | 101.4  | 102.6            | 108.0                    | 100.2                        | 2019                 |
| 100.0              | 100.0         | 100.0        | 100.0              | 100.0  | 100.0            | 100.0                    | 100.0                        | 2020                 |
| 110.9              | 112.8         | 95.8         | 95.1               | 105.1  | 101.5            | 102.0                    | 101.3                        | 2021                 |
| 110.5              | 112.6         | 93.0         | 101.6              | 104.4  | 104.2            | 104.4                    | 104.2                        | 2022                 |
| 107.2              | 109.1         | 90.2         | 101.3              | 96.4   | 105.0            | 109.6                    | 102.7                        | 2023                 |
| 124.8              | 127.7         | 103.0        | 100.0              | 111.7  | 107.3            | 107.4                    | 107.3                        | 12. 2021             |
| 114.8              | 118.2         | 84.8         | 97.5               | 111.6  | 99.2             | 92.3                     | 103.9                        | 1. 2022              |
| 106.9              | 110.3         | 76.8         | 90.1               | 103.9  | 92.3             | 93.8                     | 91.4                         | 2                    |
| 122.5              | 125.5         | 98.9         | 98.9               | 115.3  | 109.2            | 110.3                    | 108.7                        | 3                    |
| 115.9              | 117.8         | 100.1        | 99.8               | 114.4  | 107.0            | 107.6                    | 106.6                        | 4                    |
| 117.0              | 118.8         | 102.6        | 98.4               | 118.9  | 106.9            | 106.6                    | 107.1                        | 5                    |
| 116.1              | 118.8         | 93.8         | 100.2              | 104.7  | 105.7            | 109.2                    | 103.5                        | 6                    |
| 112.2              | 114.4         | 92.8         | 111.5              | 99.2   | 106.1            | 106.4                    | 106.0                        | 7                    |
| 104.4              | 106.2         | 87.4         | 114.3              | 92.2   | 101.8            | 97.5                     | 104.8                        | 8                    |
| 103.6              | 105.4         | 87.9         | 101.3              | 93.2   | 105.1            | 104.2                    | 105.8                        | 9                    |
| 105.6              | 106.6         | 98.2         | 101.2              | 98.1   | 104.0            | 105.4                    | 103.2                        | 10                   |
| 104.0              | 104.6         | 99.1         | 101.8              | 99.9   | 109.4            | 115.1                    | 105.8                        | 11                   |
| 103.4              | 104.4         | 93.3         | 104.6              | 101.9  | 103.8            | 104.6                    | 103.3                        | 12                   |
| 93.9               | 95.3          | 76.4         | 99.0               | 95.4   | 100.2            | 100.5                    | 100.2                        | 1. 2023              |
| 92.5               | 93.2          | 82.1         | 94.0               | 95.1   | 100.0            | 109.5                    | 95.0                         | 2                    |
| 109.9              | 111.1         | 97.8         | 105.5              | 104.6  | 113.1            | 124.5                    | 107.0                        | 3                    |
| 103.3              | 104.1         | 93.2         | 102.2              | 100.4  | 104.6            | 114.8                    | 99.1                         | 4                    |
| 108.9              | 109.6         | 98.1         | 114.9              | 99.4   | 105.7            | 113.2                    | 101.7                        | 5                    |
| 109.5              | 111.2         | 97.1         | 96.0               | 99.0   | 105.6            | 110.5                    | 103.0                        | 6                    |
| 103.7              | 105.7         | 86.0         | 101.0              | 90.3   | 105.4            | 107.8                    | 104.1                        | 7                    |
| 107.9              | 111.0         | 84.7         | 95.0               | 89.3   | 104.1            | 101.3                    | 105.8                        | 8                    |
| 113.5              | 117.1         | 87.1         | 99.3               | 92.7   | 101.6            | 98.3                     | 103.5                        | 9                    |
| 111.4              | 114.0         | 91.2         | 103.2              | 93.4   | 105.7            | 106.3                    | 105.4                        | 10                   |
| 115.8              | 118.2         | 98.7         | 102.3              | 99.4   | 110.6            | 115.5                    | 108.0                        | 11                   |
| 115.7              | 119.1         | 89.8         | 103.7              | 97.6   | 103.7            | 112.4                    | 99.1                         | 12                   |
| 108.6              | 111.1         | 85.4         | 105.4              | 103.2  | 111.1            | 113.9                    | 109.6                        | 1. 2024              |
| 101.9              | 105.3         | 72.9         | 97.7               | 90.5   | 97.3             | 98.1                     | 96.9                         | 2                    |
| 113.5              | 117.1         | 85.2         | 102.8              | 99.6   | 108.9            | 113.3                    | 106.5                        | 3                    |
| 109.8              | 112.2         | 90.9         | 99.7               | 99.9   | 111.7            | 118.8                    | 108.0                        | 4                    |
| 113.1              | 115.6         | 92.0         | 106.3              | 100.9  | 114.7            | 115.8                    | 114.0                        | 5                    |
| 115.7              | 119.6         | 88.8         | 97.9               | 90.5   | 107.5            | 109.2                    | 106.5                        | 6                    |
| 110.4              | 114.1         | 79.9         | 105.6              | 92.2   | 107.1            | 98.0                     | 111.7                        | 7                    |
| 112.8              | 116.8         | 80.4         | 112.3              | 85.8   | 103.3            | 96.5                     | 106.7                        | 8                    |
| 110.2              | 114.8         | 75.2         | 102.3              | 85.8   | 103.3            | 98.6                     | 105.7                        | 9                    |

Note: 1) Recent two month data are preliminary.

2) Weights are applied to the indices for 2024. In other words, weights can't be applied to the indices prior.

Source: Statistics Korea.

10.

1)

2020=100

|          | Capital goods | Manufacturing equipment | Electricity | Broadcast communication | Transportation equipment | Agriculture | Construction | Office | Others |
|----------|---------------|-------------------------|-------------|-------------------------|--------------------------|-------------|--------------|--------|--------|
| 가 2)     | 1,194.8       | 405.0                   | 167.9       | 60.2                    | 239.1                    | 21.5        | 57.0         | 8.8    | 235.3  |
| 2017     | 108.1         | 112.2                   | 120.3       | 114.0                   | 95.8                     | 75.8        | 156.9        | 129.5  | 95.5   |
| 2018     | 103.4         | 106.2                   | 116.2       | 114.6                   | 87.6                     | 75.0        | 163.4        | 122.5  | 96.0   |
| 2019     | 99.6          | 90.8                    | 109.3       | 115.4                   | 98.5                     | 90.8        | 112.9        | 113.3  | 104.1  |
| 2020     | 100.0         | 100.0                   | 100.0       | 100.0                   | 100.0                    | 100.0       | 100.0        | 100.0  | 100.0  |
| 2021     | 107.7         | 113.5                   | 99.0        | 114.4                   | 97.3                     | 154.8       | 135.7        | 101.8  | 105.2  |
| 2022     | 113.3         | 113.1                   | 109.0       | 117.5                   | 109.9                    | 161.1       | 140.2        | 100.7  | 110.6  |
| 2023     | 107.6         | 100.6                   | 106.9       | 109.7                   | 107.7                    | 142.6       | 132.7        | 91.6   | 111.9  |
| 2021. 12 | 130.7         | 138.3                   | 138.9       | 123.3                   | 116.5                    | 189.7       | 128.7        | 123.9  | 126.5  |
| 2022. 1  | 101.4         | 100.0                   | 84.0        | 92.0                    | 105.2                    | 180.0       | 157.2        | 101.3  | 96.8   |
| 2        | 94.6          | 90.2                    | 87.8        | 88.0                    | 95.2                     | 153.5       | 142.3        | 105.4  | 92.6   |
| 3        | 114.9         | 113.0                   | 106.2       | 103.5                   | 109.0                    | 194.9       | 138.9        | 124.1  | 122.1  |
| 4        | 108.3         | 103.6                   | 105.8       | 106.0                   | 111.3                    | 188.9       | 125.9        | 78.1   | 106.3  |
| 5        | 113.1         | 114.7                   | 106.3       | 114.1                   | 114.3                    | 158.3       | 130.1        | 92.6   | 106.9  |
| 6        | 118.5         | 121.0                   | 109.4       | 138.9                   | 112.9                    | 182.1       | 137.7        | 97.5   | 114.0  |
| 7        | 112.6         | 110.5                   | 110.6       | 107.3                   | 109.4                    | 131.6       | 144.5        | 99.7   | 114.2  |
| 8        | 107.4         | 115.4                   | 106.2       | 92.3                    | 95.1                     | 131.1       | 125.0        | 103.8  | 106.5  |
| 9        | 110.6         | 115.0                   | 108.9       | 125.7                   | 100.6                    | 140.6       | 125.9        | 120.7  | 105.7  |
| 10       | 113.4         | 106.2                   | 116.8       | 145.5                   | 115.9                    | 157.7       | 131.8        | 87.5   | 105.6  |
| 11       | 121.9         | 122.3                   | 124.3       | 132.8                   | 119.4                    | 158.6       | 155.3        | 91.4   | 110.4  |
| 12       | 143.3         | 145.4                   | 141.1       | 164.2                   | 129.9                    | 156.4       | 167.5        | 105.7  | 146.4  |
| 2023. 1  | 92.5          | 84.0                    | 88.9        | 81.9                    | 98.6                     | 177.9       | 133.7        | 73.1   | 92.5   |
| 2        | 101.9         | 92.6                    | 91.0        | 103.4                   | 102.5                    | 161.6       | 181.2        | 101.4  | 104.4  |
| 3        | 115.7         | 108.5                   | 104.4       | 106.9                   | 111.4                    | 200.7       | 158.5        | 94.4   | 128.6  |
| 4        | 102.8         | 89.5                    | 96.9        | 97.2                    | 108.1                    | 186.4       | 154.5        | 85.9   | 109.9  |
| 5        | 107.4         | 99.9                    | 106.0       | 112.1                   | 105.9                    | 163.5       | 155.8        | 77.4   | 109.0  |
| 6        | 115.4         | 109.8                   | 117.6       | 112.7                   | 114.7                    | 151.6       | 159.9        | 114.6  | 112.6  |
| 7        | 99.9          | 86.5                    | 108.8       | 93.2                    | 105.2                    | 98.0        | 131.9        | 92.2   | 105.4  |
| 8        | 96.8          | 90.8                    | 96.4        | 95.4                    | 95.1                     | 133.5       | 104.7        | 89.9   | 104.8  |
| 9        | 113.1         | 107.9                   | 116.3       | 155.1                   | 104.6                    | 142.8       | 147.2        | 95.8   | 109.6  |
| 10       | 101.1         | 94.1                    | 104.1       | 112.0                   | 105.3                    | 78.8        | 95.2         | 78.8   | 106.4  |
| 11       | 113.9         | 105.6                   | 115.5       | 109.6                   | 124.1                    | 112.5       | 104.3        | 88.0   | 119.1  |
| 12       | 130.9         | 138.2                   | 137.3       | 137.1                   | 116.8                    | 103.6       | 64.9         | 107.5  | 140.8  |
| 2024. 1  | 97.2          | 88.0                    | 92.2        | 92.4                    | 98.5                     | 132.0       | 90.7         | 92.0   | 115.7  |
| 2        | 94.0          | 88.0                    | 84.9        | 96.0                    | 86.5                     | 130.6       | 115.6        | 101.2  | 110.7  |
| 3        | 108.9         | 111.7                   | 97.8        | 105.3                   | 95.3                     | 160.0       | 121.6        | 102.7  | 119.1  |
| 4        | 106.2         | 104.2                   | 97.0        | 109.5                   | 105.6                    | 139.3       | 89.8         | 85.6   | 116.8  |
| 5        | 105.6         | 101.1                   | 92.7        | 96.2                    | 108.6                    | 115.5       | 90.8         | 81.1   | 124.5  |
| 6        | 113.1         | 113.2                   | 116.0       | 89.7                    | 106.6                    | 112.9       | 86.2         | 88.8   | 128.2  |
| 7        | 107.0         | 105.8                   | 93.7        | 95.6                    | 118.5                    | 77.9        | 76.6         | 94.2   | 117.0  |
| 8        | 102.0         | 98.0                    | 85.6        | 96.3                    | 110.5                    | 71.8        | 64.5         | 117.7  | 121.3  |
| 9        | 109.4         | 112.9                   | 111.4       | 103.4                   | 112.3                    | 88.6        | 65.3         | 97.3   | 108.8  |

: 1) 2  
2) 가  
:

2024

가

10. Manufacturing Shipment Index by Goods <sup>1)</sup>

2020=100

| Intermediate goods | Manufacturing | Construction | Fuel & electricity | Others | Consumers' goods | Durable consumers' goods | Non-durable consumers' goods | Weight <sup>2)</sup> |
|--------------------|---------------|--------------|--------------------|--------|------------------|--------------------------|------------------------------|----------------------|
|                    |               |              |                    |        |                  |                          |                              |                      |
| 6,332.0            | 5,052.0       | 591.7        | 523.8              | 164.5  | 1,864.0          | 749.1                    | 1,114.9                      |                      |
| Original index     |               |              |                    |        |                  |                          |                              |                      |
| 100.2              | 97.4          | 121.8        | 107.1              | 98.1   | 106.7            | 116.8                    | 99.5                         | 2017                 |
| 101.1              | 99.5          | 110.6        | 109.7              | 100.4  | 106.0            | 114.4                    | 100.2                        | 2018                 |
| 101.8              | 100.9         | 106.0        | 107.2              | 100.7  | 105.7            | 111.3                    | 101.7                        | 2019                 |
| 100.0              | 100.0         | 100.0        | 100.0              | 100.0  | 100.0            | 100.0                    | 100.0                        | 2020                 |
| 106.0              | 107.8         | 94.9         | 97.6               | 103.6  | 100.4            | 98.2                     | 102.0                        | 2021                 |
| 104.9              | 106.5         | 91.1         | 105.9              | 102.2  | 101.2            | 100.8                    | 101.5                        | 2022                 |
| 104.5              | 106.5         | 89.3         | 104.0              | 97.9   | 104.0            | 109.5                    | 100.3                        | 2023                 |
| 113.5              | 115.5         | 101.2        | 104.7              | 107.8  | 108.0            | 107.1                    | 108.6                        | 12. 2021             |
| 104.7              | 107.2         | 84.2         | 100.8              | 106.3  | 100.5            | 92.8                     | 106.3                        | 1. 2022              |
| 98.5               | 101.1         | 77.8         | 93.2               | 103.9  | 91.5             | 91.3                     | 91.5                         | 2                    |
| 113.8              | 116.0         | 98.8         | 104.4              | 115.1  | 104.9            | 103.5                    | 105.9                        | 3                    |
| 106.5              | 107.6         | 98.0         | 99.0               | 112.6  | 102.7            | 104.7                    | 101.2                        | 4                    |
| 110.4              | 111.3         | 100.5        | 110.6              | 113.8  | 102.9            | 102.6                    | 103.0                        | 5                    |
| 105.4              | 107.7         | 90.2         | 96.9               | 100.3  | 99.4             | 98.6                     | 100.1                        | 6                    |
| 102.5              | 103.1         | 88.6         | 117.5              | 100.9  | 105.0            | 107.7                    | 103.0                        | 7                    |
| 101.5              | 101.7         | 85.4         | 127.8              | 96.4   | 98.8             | 92.7                     | 103.4                        | 8                    |
| 105.9              | 108.5         | 87.7         | 103.6              | 93.7   | 101.0            | 99.6                     | 102.1                        | 9                    |
| 105.4              | 106.4         | 95.8         | 109.8              | 95.0   | 101.8            | 104.7                    | 99.7                         | 10                   |
| 100.9              | 101.5         | 96.2         | 99.5               | 96.2   | 104.2            | 109.6                    | 100.1                        | 11                   |
| 103.7              | 105.3         | 89.9         | 107.5              | 92.5   | 102.0            | 102.2                    | 101.9                        | 12                   |
| 92.3               | 93.4          | 74.6         | 100.9              | 96.5   | 99.7             | 97.4                     | 101.3                        | 1. 2023              |
| 94.8               | 95.9          | 81.6         | 97.1               | 96.6   | 98.5             | 106.9                    | 92.9                         | 2                    |
| 112.9              | 115.1         | 97.6         | 109.9              | 107.4  | 108.4            | 117.6                    | 102.2                        | 3                    |
| 99.9               | 100.4         | 91.2         | 103.6              | 98.3   | 100.0            | 109.8                    | 93.5                         | 4                    |
| 106.4              | 106.7         | 95.4         | 116.0              | 104.2  | 105.4            | 112.1                    | 100.8                        | 5                    |
| 112.8              | 115.8         | 97.2         | 105.3              | 98.7   | 104.8            | 112.5                    | 99.6                         | 6                    |
| 99.6               | 101.2         | 84.7         | 101.8              | 95.1   | 100.5            | 105.9                    | 96.9                         | 7                    |
| 101.1              | 103.5         | 83.8         | 98.0               | 99.1   | 102.5            | 106.2                    | 100.1                        | 8                    |
| 110.4              | 114.8         | 86.7         | 99.9               | 98.0   | 104.3            | 103.5                    | 104.8                        | 9                    |
| 104.1              | 106.0         | 90.5         | 103.5              | 95.6   | 106.4            | 108.0                    | 105.3                        | 10                   |
| 108.6              | 110.0         | 100.1        | 106.9              | 93.5   | 108.8            | 117.7                    | 102.8                        | 11                   |
| 111.3              | 115.3         | 88.7         | 104.7              | 91.7   | 108.3            | 115.8                    | 103.2                        | 12                   |
| 102.2              | 104.1         | 82.3         | 108.6              | 95.8   | 107.8            | 109.8                    | 106.2                        | 1. 2024              |
| 95.4               | 97.9          | 72.4         | 98.7               | 94.7   | 96.2             | 99.9                     | 93.7                         | 2                    |
| 108.8              | 111.4         | 85.7         | 113.3              | 101.8  | 104.7            | 112.5                    | 99.5                         | 3                    |
| 103.1              | 103.9         | 89.8         | 109.5              | 103.0  | 106.3            | 114.5                    | 100.8                        | 4                    |
| 106.6              | 107.6         | 92.6         | 112.7              | 104.6  | 108.3            | 112.9                    | 105.1                        | 5                    |
| 108.6              | 112.1         | 87.0         | 105.3              | 91.3   | 103.3            | 109.1                    | 99.3                         | 6                    |
| 100.1              | 102.2         | 78.5         | 106.3              | 96.2   | 101.8            | 101.4                    | 101.7                        | 7                    |
| 104.7              | 106.8         | 80.6         | 118.9              | 88.5   | 99.8             | 97.0                     | 101.1                        | 8                    |
| 107.2              | 112.3         | 73.2         | 106.8              | 87.6   | 100.0            | 97.6                     | 101.1                        | 9                    |

Note: 1) Recent two month data are preliminary.

2) Weights are applied to the indices for 2024. In other words, weights can't be applied to the indices prior.

Source: Statistics Korea.

# 11. 가 <sup>1)</sup>

2020=100

|                 | Manufacturing | Food products | Beverages | Tobacco products | Textiles, except apparel | Tanning and dressing of leather, luggage and footwear | Wood products of wood and cork, except furniture | Pulp, paper and paper products | Coke, hard-coal and lignite fuel briquettes and refined petroleum products | Chemicals and chemical products, except pharmaceuticals, medicinal chemicals | Rubber and plastic products |  |
|-----------------|---------------|---------------|-----------|------------------|--------------------------|---|--|--------------------------------|--|--|-----------------------------|--|
| 가 <sup>2)</sup> | 10,000.0      | 537.0         | 113.1     | 49.3             | 122.3                    | 19.5  | 34.1   | 148.0                          | 391.6  | 832.1  | 457.9                       |  |
| 2017            | 103.2         | 100.9         | 108.0     | 110.1            | 116.8                    | 100.6   | 114.3  | 105.6                          | 112.1  | 106.7  | 109.4                       |  |
| 2018            | 103.7         | 99.6          | 106.0     | 93.3             | 115.5                    | 107.6   | 107.4  | 106.2                          | 113.7  | 104.3  | 106.3                       |  |
| 2019            | 103.3         | 99.4          | 104.7     | 95.4             | 113.6                    | 112.6   | 99.4   | 102.7                          | 111.0  | 99.8   | 104.0                       |  |
| 2020            | 100.0         | 100.0         | 100.0     | 100.0            | 100.0                    | 100.0   | 100.0  | 100.0                          | 100.0  | 100.0  | 100.0                       |  |
| 2021            | 105.0         | 101.7         | 98.6      | 93.2             | 105.9                    | 101.4   | 109.4  | 106.9                          | 101.7  | 106.6  | 107.9                       |  |
| 2022            | 104.8         | 109.2         | 107.8     | 95.3             | 116.8                    | 104.3   | 105.1  | 109.6                          | 103.6  | 96.2   | 111.0                       |  |
| 2023            | 100.8         | 108.2         | 107.0     | 94.4             | 110.9                    | 76.7  | 89.9   | 104.8                          | 103.6  | 87.6   | 109.6                       |  |
| 2023. 6         | 103.9         | 109.5         | 120.6     | 98.3             | 115.2                    | 77.2  | 91.0   | 106.0                          | 94.7   | 86.5   | 113.8                       |  |
| 7               | 98.9          | 106.1         | 112.3     | 107.2            | 108.1                    | 69.5  | 84.8   | 103.4                          | 100.7  | 87.9   | 111.0                       |  |
| 8               | 100.2         | 110.1         | 116.9     | 98.0             | 103.5                    | 72.5  | 84.2   | 105.4                          | 94.4   | 85.4   | 108.5                       |  |
| 9               | 102.3         | 109.2         | 109.2     | 79.9             | 107.3                    | 68.4  | 90.1   | 103.1                          | 101.5  | 85.6   | 108.3                       |  |
| 10              | 102.0         | 110.2         | 110.1     | 93.5             | 109.2                    | 67.3  | 93.1   | 106.6                          | 111.5  | 83.2   | 110.5                       |  |
| 11              | 106.5         | 113.0         | 100.2     | 99.1             | 111.8                    | 68.0  | 96.0   | 109.1                          | 108.3  | 86.6   | 115.1                       |  |
| 12              | 104.5         | 107.6         | 84.7      | 56.2             | 104.8                    | 64.6  | 90.8   | 104.7                          | 110.2  | 88.9   | 105.0                       |  |
| 2024. 1         | 100.9         | 119.0         | 110.1     | 103.3            | 108.1                    | 74.4  | 93.8   | 110.9                          | 110.7  | 91.1   | 115.3                       |  |
| 2               | 92.9          | 101.0         | 86.3      | 80.8             | 97.4                     | 71.6  | 82.9   | 98.5                           | 102.6  | 82.0   | 102.1                       |  |
| 3               | 103.4         | 109.5         | 101.1     | 93.2             | 114.1                    | 74.2  | 83.9   | 108.5                          | 104.0  | 89.2   | 115.4                       |  |
| 4               | 102.5         | 114.4         | 109.5     | 99.9             | 119.7                    | 68.9  | 88.6   | 121.9                          | 103.2  | 90.9   | 115.1                       |  |
| 5               | 104.2         | 116.3         | 117.1     | 93.2             | 117.6                    | 64.7  | 87.9   | 110.9                          | 108.6  | 89.1   | 117.8                       |  |
| 6               | 105.4         | 109.6         | 117.0     | 98.1             | 112.0                    | 62.4  | 84.9   | 105.1                          | 100.0  | 88.0   | 113.7                       |  |
| 7               | 101.6         | 116.0         | 114.8     | 111.3            | 106.1                    | 65.3  | 87.0   | 111.6                          | 104.7  | 91.5   | 115.4                       |  |
| 8               | 102.0         | 113.8         | 110.1     | 94.5             | 100.5                    | 69.3  | 84.7   | 107.6                          | 110.0  | 88.1   | 109.4                       |  |
| 9               | 100.2         | 107.4         | 112.5     | 86.6             | 98.9                     | 66.8  | 80.6   | 102.7                          | 103.0  | 86.8   | 104.9                       |  |
| 2023. 6         | 100.9         | 109.3         | 108.6     | 92.4             | 112.5                    | 79.5  | 89.8   | 106.5                          | 98.4   | 87.2   | 110.1                       |  |
| 7               | 98.4          | 107.4         | 103.6     | 95.7             | 108.3                    | 71.9  | 84.2   | 103.8                          | 96.9   | 86.2   | 109.5                       |  |
| 8               | 103.1         | 108.7         | 106.2     | 99.0             | 108.9                    | 73.2  | 86.7   | 105.8                          | 90.6   | 86.2   | 111.5                       |  |
| 9               | 103.6         | 108.7         | 107.8     | 84.5             | 110.8                    | 69.9  | 93.9   | 105.6                          | 104.8  | 86.6   | 111.6                       |  |
| 10              | 102.2         | 110.9         | 112.2     | 94.7             | 107.9                    | 67.2  | 91.9   | 106.4                          | 109.8  | 86.1   | 109.6                       |  |
| 11              | 102.6         | 110.2         | 102.9     | 89.3             | 108.0                    | 68.3  | 89.7   | 105.3                          | 107.4  | 88.7   | 110.6                       |  |
| 12              | 101.3         | 106.1         | 97.7      | 72.4             | 106.3                    | 65.8  | 89.2   | 104.0                          | 106.1  | 88.4   | 109.3                       |  |
| 2024. 1         | 101.4         | 112.3         | 114.5     | 98.7             | 107.2                    | 70.8  | 95.8   | 104.9                          | 110.5  | 87.1   | 112.7                       |  |
| 2               | 104.9         | 114.4         | 101.3     | 91.5             | 111.2                    | 77.8  | 93.7   | 109.5                          | 109.1  | 87.2   | 116.0                       |  |
| 3               | 100.4         | 110.1         | 101.0     | 89.9             | 107.0                    | 69.2  | 81.0   | 105.4                          | 103.2  | 85.4   | 111.1                       |  |
| 4               | 103.8         | 116.7         | 112.0     | 100.9            | 116.2                    | 67.2  | 87.5   | 123.8                          | 105.8  | 90.3   | 113.3                       |  |
| 5               | 102.5         | 114.4         | 111.0     | 92.7             | 111.8                    | 64.6  | 85.7   | 110.0                          | 109.7  | 88.4   | 113.7                       |  |
| 6               | 103.8         | 112.0         | 108.6     | 95.6             | 111.6                    | 65.9  | 85.5   | 107.5                          | 104.0  | 89.8   | 112.1                       |  |
| 7               | 100.0         | 114.6         | 102.7     | 96.0             | 104.3                    | 65.8  | 85.0   | 110.1                          | 100.6  | 88.7   | 111.8                       |  |
| 8               | 104.6         | 112.0         | 100.0     | 95.1             | 106.1                    | 69.5  | 87.2   | 108.0                          | 105.4  | 88.7   | 112.4                       |  |
| 9               | 103.4         | 111.0         | 113.4     | 94.4             | 106.0                    | 70.5  | 86.7   | 108.7                          | 106.4  | 88.5   | 111.7                       |  |

: 1) 2)  
2) 가 2024 가 ,  
:

11. Index of Manufacturing Capacity Utilization Rate <sup>1)</sup>

2020=100

|                                     | 1                    | 가<br>가  | 가<br>가  | 가<br>가   | 가<br>가               | 가<br>가                        | 가<br>가                                    | 가<br>가                    | 가<br>가    | 가<br>가              | 가<br>가 | 가<br>가 | 가<br>가                     |
|-------------------------------------|----------------------|---|---|--|----------------------|-------------------------------|---|---------------------------|-----------|---------------------|--------|--------|----------------------------|
| Other non-metallic mineral products | Basic metal products | Fabricated metal products, except machinery and furniture | Electronic components, computer, visual, sounding and communication equipment | Medical, precision and optical instruments, watches and clocks | Electrical equipment | Other machinery and equipment | Motor vehicles, trailers and semitrailers | Other transport equipment | Furniture | Other manufacturing |        |        |                            |
| 235.8                               | 662.5                | 553.0   | 2,831.5   | 262.1  | 525.8                | 853.4                         | 1,120.0                                   | 155.7                     | 47.2      | 48.1                |        |        | <b>Weight<sup>2)</sup></b> |
| Original index                      |                      |   |   |  |                      |                               |   |                           |           |                     |        |        |                            |
| 107.6                               | 111.2                | 107.5   | 98.4  | 99.7   | 102.8                | 107.2                         | 106.6                                     | 68.7                      | 121.4     | 115.6               |        |        | 2017                       |
| 111.2                               | 108.3                | 105.0   | 102.3   | 104.0  | 101.1                | 106.4                         | 109.0                                     | 69.8                      | 118.9     | 112.6               |        |        | 2018                       |
| 109.1                               | 105.9                | 104.0   | 98.7  | 100.7  | 102.7                | 107.5                         | 112.8                                     | 94.4                      | 105.5     | 113.1               |        |        | 2019                       |
| 100.0                               | 100.0                | 100.0   | 100.0   | 100.0  | 100.0                | 100.0                         | 100.0                                     | 100.0                     | 100.0     | 100.0               |        |        | 2020                       |
| 108.6                               | 105.3                | 108.2   | 104.0   | 112.2  | 108.3                | 107.6                         | 101.4                                     | 100.1                     | 99.6      | 100.7               |        |        | 2021                       |
| 109.8                               | 97.8                 | 115.1   | 98.7  | 114.6  | 109.8                | 113.6                         | 108.6                                     | 119.2                     | 98.4      | 108.7               |        |        | 2022                       |
| 107.9                               | 97.9                 | 114.6   | 89.8  | 108.5  | 108.6                | 110.4                         | 112.1                                     | 119.4                     | 92.2      | 126.2               |        |        | 2023                       |
| 117.3                               | 101.1                | 120.6   | 91.9  | 110.5  | 113.9                | 123.5                         | 114.8                                     | 124.6                     | 89.7      | 127.1               | 6.     |        | 2023                       |
| 99.2                                | 99.9                 | 113.2   | 86.5  | 108.9  | 105.7                | 104.6                         | 111.7                                     | 122.8                     | 78.3      | 121.6               |        |        | 7                          |
| 100.7                               | 96.7                 | 108.4   | 99.2  | 102.1  | 102.5                | 100.8                         | 102.6                                     | 111.6                     | 84.9      | 119.1               |        |        | 8                          |
| 105.3                               | 93.1                 | 112.5   | 103.4   | 106.9  | 107.9                | 105.1                         | 101.4                                     | 116.6                     | 89.8      | 119.0               |        |        | 9                          |
| 113.4                               | 98.8                 | 115.7   | 97.3  | 105.6  | 105.3                | 98.4                          | 109.2                                     | 117.6                     | 97.0      | 127.8               |        |        | 10                         |
| 119.7                               | 95.1                 | 124.0   | 102.5   | 110.4  | 105.4                | 111.6                         | 117.0                                     | 125.5                     | 110.1     | 126.7               |        |        | 11                         |
| 110.5                               | 94.8                 | 115.1   | 99.6  | 111.4  | 111.9                | 117.7                         | 113.8                                     | 131.2                     | 107.4     | 119.8               |        |        | 12                         |
| 98.0                                | 101.9                | 116.6   | 89.5  | 117.9  | 100.0                | 99.3                          | 109.4                                     | 108.7                     | 92.8      | 116.9               | 1.     |        | 2024                       |
| 86.0                                | 90.4                 | 101.5   | 89.5  | 98.2   | 92.0                 | 94.9                          | 94.3                                      | 103.7                     | 89.5      | 105.4               |        |        | 2                          |
| 106.8                               | 98.1                 | 112.5   | 98.4  | 108.8  | 100.5                | 111.0                         | 110.9                                     | 116.1                     | 86.4      | 125.1               |        |        | 3                          |
| 116.6                               | 96.8                 | 121.6   | 89.6  | 104.8  | 99.1                 | 109.5                         | 118.8                                     | 121.5                     | 87.3      | 132.6               |        |        | 4                          |
| 110.4                               | 94.8                 | 120.1   | 97.3  | 102.2  | 98.8                 | 109.4                         | 115.1                                     | 117.7                     | 83.0      | 137.1               |        |        | 5                          |
| 111.0                               | 92.0                 | 117.0   | 106.6   | 99.3   | 102.1                | 111.5                         | 109.2                                     | 120.2                     | 77.2      | 142.9               |        |        | 6                          |
| 92.3                                | 94.7                 | 113.7   | 97.6  | 103.4  | 100.4                | 105.7                         | 97.3                                      | 125.7                     | 83.2      | 129.4               |        |        | 7                          |
| 100.7                               | 94.0                 | 105.8   | 105.5   | 97.0   | 90.5                 | 98.6                          | 99.1                                      | 119.0                     | 83.5      | 123.6               |        |        | 8                          |
| 92.6                                | 88.6                 | 113.1   | 104.8   | 96.5   | 93.8                 | 94.5                          | 98.2                                      | 111.5                     | 80.6      | 113.7               |        |        | 9                          |
| Seasonally adjusted index           |                      |   |   |  |                      |                               |   |                           |           |                     |        |        |                            |
| 107.4                               | 100.1                | 116.1   | 89.0  | 108.7  | 111.3                | 114.4                         | 108.9                                     | 121.5                     | 88.7      | 122.4               | 6.     |        | 2023                       |
| 100.5                               | 97.8                 | 112.2   | 87.0  | 107.6  | 104.8                | 105.4                         | 110.8                                     | 119.3                     | 86.2      | 122.5               |        |        | 7                          |
| 104.9                               | 98.0                 | 115.5   | 97.0  | 107.8  | 107.6                | 111.3                         | 116.9                                     | 125.5                     | 89.6      | 128.2               |        |        | 8                          |
| 106.1                               | 96.3                 | 117.5   | 99.0  | 108.6  | 108.6                | 109.0                         | 111.7                                     | 121.7                     | 96.6      | 128.8               |        |        | 9                          |
| 108.3                               | 98.8                 | 115.0   | 94.7  | 107.9  | 105.6                | 104.3                         | 112.7                                     | 119.3                     | 98.9      | 122.4               |        |        | 10                         |
| 107.0                               | 94.6                 | 114.8   | 99.5  | 103.6  | 100.8                | 106.7                         | 108.5                                     | 119.8                     | 105.7     | 115.7               |        |        | 11                         |
| 107.8                               | 94.2                 | 113.3   | 95.3  | 109.0  | 105.4                | 105.9                         | 110.5                                     | 123.6                     | 99.0      | 122.7               |        |        | 12                         |
| 116.3                               | 98.0                 | 115.0   | 93.9  | 117.9  | 102.1                | 102.5                         | 105.1                                     | 102.2                     | 89.3      | 126.7               | 1.     |        | 2024                       |
| 114.2                               | 99.4                 | 118.1   | 101.8   | 107.9  | 102.1                | 107.5                         | 107.9                                     | 118.6                     | 91.1      | 120.8               |        |        | 2                          |
| 105.4                               | 95.2                 | 109.8   | 95.5  | 105.5  | 98.9                 | 107.0                         | 105.1                                     | 115.2                     | 81.2      | 120.7               |        |        | 3                          |
| 109.5                               | 96.5                 | 120.3   | 94.5  | 105.1  | 101.7                | 110.3                         | 115.4                                     | 121.4                     | 87.8      | 121.4               |        |        | 4                          |
| 99.5                                | 92.2                 | 116.6   | 97.4  | 102.4  | 98.2                 | 106.3                         | 110.9                                     | 115.0                     | 84.0      | 125.2               |        |        | 5                          |
| 103.5                               | 91.8                 | 115.5   | 102.8   | 100.5  | 102.3                | 105.6                         | 108.3                                     | 119.7                     | 77.7      | 138.5               |        |        | 6                          |
| 92.1                                | 92.0                 | 110.1   | 99.0  | 99.7   | 97.2                 | 104.2                         | 92.5                                      | 121.0                     | 89.8      | 128.5               |        |        | 7                          |
| 105.0                               | 95.3                 | 112.8   | 103.3   | 102.3  | 95.5                 | 109.0                         | 112.4                                     | 133.8                     | 88.1      | 132.4               |        |        | 8                          |
| 97.6                                | 92.8                 | 121.3   | 100.9   | 101.3  | 96.5                 | 100.5                         | 115.1                                     | 121.7                     | 89.2      | 125.6               |        |        | 9                          |

Note: 1) Recent two month data are preliminary.

2) Weights are applied only to the indices for 2024. In other words, weights can't be applied to the indices prior.

Source: Statistics Korea.

12.

1)

2020=100

|          | Manufacturing | Food products | Beverages | Tobacco products | Textiles, except apparel | Tanning and dressing of leather, luggage and footwear | Wood products of wood and cork, except furniture | Pulp, paper and paper products | Coke, hard-coal and lignite fuel briquettes and refined petroleum products | Chemicals and chemical products, except pharmaceuticals, medicinal chemicals | Rubber and plastic products |
|----------|---------------|---------------|-----------|------------------|--------------------------|---|--|--------------------------------|--|--|-----------------------------|
| 가 2)     | 10,000.0      | 491.9         | 109.5     | 45.6             | 131.1                    | 27.0  | 33.6   | 126.5                          | 370.1  | 867.4  | 451.9                       |
| 2017     | 98.4          | 92.8          | 99.1      | 88.3             | 108.5                    | 158.7   | 106.1  | 97.1                           | 96.9   | 94.4   | 104.8                       |
| 2018     | 98.3          | 95.4          | 100.3     | 94.2             | 103.6                    | 141.4   | 103.2  | 96.8                           | 97.2   | 96.4   | 101.7                       |
| 2019     | 98.5          | 99.1          | 99.9      | 100.2            | 99.7                     | 111.4   | 101.8  | 98.2                           | 97.8   | 98.3   | 101.3                       |
| 2020     | 100.0         | 100.0         | 100.0     | 100.0            | 100.0                    | 100.0   | 100.0  | 100.0                          | 100.0  | 100.0  | 100.0                       |
| 2021     | 102.3         | 98.6          | 100.9     | 100.0            | 94.5                     | 95.1  | 90.7   | 95.7                           | 101.8  | 100.8  | 95.3                        |
| 2022     | 101.8         | 93.8          | 99.1      | 100.0            | 82.9                     | 87.0  | 82.0   | 94.2                           | 101.8  | 100.4  | 92.1                        |
| 2023     | 101.9         | 90.2          | 95.9      | 104.1            | 80.0                     | 86.7  | 84.4   | 94.3                           | 101.8  | 98.9   | 89.1                        |
| 2021. 12 | 102.2         | 97.3          | 98.6      | 100.0            | 91.2                     | 91.7  | 86.6   | 93.2                           | 101.9  | 101.4  | 92.3                        |
| 2022. 1  | 101.8         | 96.6          | 102.1     | 100.0            | 86.9                     | 92.5  | 85.1   | 96.1                           | 101.8  | 101.6  | 93.7                        |
| 2        | 101.8         | 96.3          | 101.3     | 100.0            | 84.0                     | 93.1  | 84.5   | 95.6                           | 101.8  | 101.5  | 92.9                        |
| 3        | 102.1         | 96.1          | 99.2      | 100.0            | 83.1                     | 93.2  | 83.7   | 94.7                           | 101.8  | 101.4  | 92.6                        |
| 4        | 101.8         | 94.3          | 98.7      | 100.0            | 82.3                     | 90.2  | 82.6   | 95.1                           | 101.8  | 101.1  | 93.1                        |
| 5        | 102.2         | 94.3          | 98.6      | 100.0            | 82.0                     | 85.7  | 82.5   | 94.9                           | 101.8  | 101.4  | 93.3                        |
| 6        | 102.4         | 93.9          | 98.7      | 100.0            | 82.2                     | 85.7  | 79.7   | 94.5                           | 101.8  | 100.4  | 92.6                        |
| 7        | 102.2         | 92.9          | 98.8      | 100.0            | 81.4                     | 84.8  | 80.8   | 93.1                           | 101.8  | 99.7   | 92.2                        |
| 8        | 101.7         | 93.3          | 98.8      | 100.0            | 82.4                     | 84.7  | 81.0   | 93.4                           | 101.7  | 99.4   | 90.8                        |
| 9        | 101.9         | 92.7          | 98.7      | 100.0            | 82.5                     | 84.5  | 80.3   | 93.2                           | 101.7  | 99.5   | 90.4                        |
| 10       | 101.5         | 91.3          | 98.9      | 100.0            | 83.3                     | 83.3  | 80.5   | 92.8                           | 101.7  | 99.5   | 90.5                        |
| 11       | 101.3         | 92.0          | 98.1      | 100.0            | 82.1                     | 82.8  | 81.1   | 92.7                           | 101.7  | 99.7   | 91.7                        |
| 12       | 100.8         | 91.6          | 97.5      | 100.0            | 82.4                     | 83.2  | 81.7   | 93.7                           | 101.7  | 99.7   | 91.8                        |
| 2023. 1  | 101.1         | 91.3          | 96.9      | 100.3            | 79.4                     | 85.9  | 82.7   | 94.0                           | 101.8  | 99.0   | 90.2                        |
| 2        | 101.0         | 91.3          | 97.0      | 100.3            | 79.7                     | 85.8  | 83.5   | 93.8                           | 101.8  | 98.9   | 90.9                        |
| 3        | 101.0         | 91.1          | 96.7      | 100.3            | 79.7                     | 85.9  | 83.8   | 94.1                           | 101.8  | 98.5   | 89.6                        |
| 4        | 100.9         | 90.6          | 96.6      | 100.3            | 79.3                     | 86.1  | 83.7   | 93.8                           | 101.8  | 98.6   | 89.5                        |
| 5        | 101.3         | 90.3          | 96.3      | 100.3            | 79.3                     | 86.2  | 84.3   | 93.6                           | 101.8  | 99.0   | 89.2                        |
| 6        | 101.6         | 90.4          | 96.1      | 100.3            | 79.2                     | 87.2  | 84.9   | 93.7                           | 101.8  | 98.5   | 88.8                        |
| 7        | 101.5         | 89.6          | 96.2      | 100.3            | 80.4                     | 87.7  | 85.1   | 93.9                           | 101.8  | 99.0   | 88.8                        |
| 8        | 101.4         | 89.9          | 96.2      | 100.3            | 80.3                     | 87.5  | 85.1   | 94.7                           | 101.8  | 99.0   | 88.2                        |
| 9        | 102.9         | 89.7          | 96.3      | 111.6            | 80.5                     | 87.5  | 85.6   | 94.8                           | 101.8  | 99.0   | 88.3                        |
| 10       | 102.9         | 89.8          | 95.1      | 111.6            | 80.4                     | 87.1  | 85.9   | 94.8                           | 101.8  | 99.1   | 88.0                        |
| 11       | 102.9         | 89.7          | 93.6      | 111.6            | 80.9                     | 87.0  | 84.2   | 95.2                           | 101.8  | 99.4   | 88.6                        |
| 12       | 104.1         | 89.2          | 94.1      | 111.6            | 80.8                     | 87.0  | 84.5   | 95.5                           | 101.8  | 99.3   | 88.7                        |
| 2024. 1  | 102.6         | 88.7          | 94.1      | 111.7            | 81.0                     | 87.9  | 83.7   | 94.2                           | 101.8  | 99.5   | 88.8                        |
| 2        | 102.4         | 88.3          | 94.4      | 111.7            | 80.1                     | 87.8  | 84.5   | 93.9                           | 101.8  | 99.6   | 88.4                        |
| 3        | 102.7         | 88.6          | 94.5      | 114.3            | 80.0                     | 87.8  | 83.8   | 93.6                           | 101.8  | 99.6   | 88.3                        |
| 4        | 102.3         | 88.4          | 94.3      | 114.3            | 79.5                     | 87.0  | 84.3   | 93.3                           | 101.8  | 99.4   | 88.5                        |
| 5        | 102.5         | 88.6          | 94.1      | 114.3            | 79.6                     | 87.1  | 82.7   | 93.5                           | 101.8  | 99.7   | 88.4                        |
| 6        | 102.4         | 88.6          | 94.0      | 114.3            | 79.0                     | 87.1  | 83.6   | 93.3                           | 101.8  | 99.4   | 88.8                        |
| 7        | 102.3         | 87.5          | 93.5      | 114.3            | 82.1                     | 86.7  | 83.4   | 92.9                           | 101.8  | 99.4   | 88.9                        |
| 8        | 102.3         | 87.3          | 93.7      | 114.3            | 80.3                     | 86.9  | 83.3   | 91.6                           | 101.8  | 99.4   | 89.2                        |
| 9        | 102.1         | 87.2          | 93.1      | 114.3            | 79.8                     | 86.8  | 82.3   | 91.2                           | 101.8  | 99.3   | 88.5                        |

: 1) 2

2) 가 2024

가 ,

:

12. Index of Manufacturing Production Capacity <sup>1)</sup>

2020=100

| Other non-metallic mineral products | Basic metal products | Fabricated metal products, except machinery and furniture | Electronic components, computer, visual, sounding and communication equipment | Medical, precision and optical instruments, watches and clocks | Electrical equipment | Other machinery and equipment | Motor vehicles, trailers and semitrailers | Other transport equipment | Furniture | Other manufacturing | Weight <sup>2)</sup> |
|-------------------------------------|----------------------|---|---|--|----------------------|-------------------------------|---|---------------------------|-----------|---------------------|----------------------|
| 313.2                               | 673.5                | 532.0   | 2,731.5   | 258.2  | 490.8                | 1,014.8                       | 1,035.5                                   | 193.3                     | 48.3      | 54.3                |                      |
| Original index                      |                      |   |   |  |                      |                               |   |                           |           |                     |                      |
| 104.6                               | 101.4                | 114.0   | 83.1  | 99.1   | 96.1                 | 98.8                          | 107.2                                     | 146.6                     | 85.8      | 92.8                | 2017                 |
| 99.3                                | 100.9                | 110.0   | 87.3  | 101.5  | 97.5                 | 100.0                         | 103.8                                     | 125.0                     | 85.9      | 90.7                | 2018                 |
| 98.6                                | 100.8                | 104.4   | 92.7  | 100.7  | 97.9                 | 98.8                          | 99.3                                      | 109.3                     | 93.6      | 92.6                | 2019                 |
| 100.0                               | 100.0                | 100.0   | 100.0   | 100.0  | 100.0                | 100.0                         | 100.0                                     | 100.0                     | 100.0     | 100.0               | 2020                 |
| 96.5                                | 99.4                 | 89.9  | 112.0   | 98.3   | 99.0                 | 100.9                         | 105.5                                     | 96.3                      | 97.4      | 101.8               | 2021                 |
| 94.4                                | 99.6                 | 82.6  | 115.3   | 99.4   | 100.3                | 96.8                          | 107.4                                     | 94.7                      | 88.8      | 98.5                | 2022                 |
| 90.3                                | 99.6                 | 82.2  | 117.5   | 99.3   | 99.5                 | 97.5                          | 110.4                                     | 97.2                      | 87.0      | 84.6                | 2023                 |
| 93.1                                | 99.6                 | 85.9  | 114.4   | 98.3   | 98.6                 | 100.2                         | 106.8                                     | 96.3                      | 91.0      | 103.0               | 12. 2021             |
| 94.0                                | 99.6                 | 85.9  | 112.9   | 98.0   | 100.8                | 98.9                          | 105.9                                     | 95.5                      | 91.3      | 105.0               | 1. 2022              |
| 94.3                                | 99.6                 | 84.0  | 113.6   | 98.7   | 102.0                | 98.3                          | 105.8                                     | 94.4                      | 89.6      | 104.4               | 2                    |
| 93.5                                | 99.6                 | 83.7  | 114.7   | 100.6  | 102.3                | 98.4                          | 106.1                                     | 94.6                      | 93.6      | 104.1               | 3                    |
| 92.8                                | 99.5                 | 82.2  | 114.7   | 100.2  | 102.5                | 97.5                          | 106.0                                     | 95.3                      | 89.9      | 103.3               | 4                    |
| 91.4                                | 99.5                 | 81.9  | 116.7   | 99.5   | 102.5                | 96.7                          | 106.2                                     | 94.9                      | 90.0      | 102.7               | 5                    |
| 92.4                                | 99.5                 | 81.8  | 117.9   | 99.6   | 102.2                | 96.7                          | 106.7                                     | 95.0                      | 87.8      | 100.9               | 6                    |
| 102.4                               | 99.6                 | 82.1  | 116.9   | 99.2   | 102.1                | 95.7                          | 107.0                                     | 94.7                      | 89.5      | 94.9                | 7                    |
| 96.0                                | 99.6                 | 82.0  | 116.9   | 99.4   | 99.5                 | 95.3                          | 106.9                                     | 93.9                      | 87.0      | 93.9                | 8                    |
| 94.8                                | 99.6                 | 81.9  | 117.4   | 99.4   | 99.2                 | 95.9                          | 107.3                                     | 93.8                      | 88.1      | 94.0                | 9                    |
| 97.0                                | 99.8                 | 82.0  | 115.4   | 99.2   | 98.7                 | 95.6                          | 109.0                                     | 93.6                      | 86.2      | 93.0                | 10                   |
| 91.4                                | 99.7                 | 81.9  | 114.2   | 99.3   | 96.0                 | 96.2                          | 111.2                                     | 94.8                      | 86.3      | 93.7                | 11                   |
| 92.3                                | 99.7                 | 82.2  | 112.3   | 99.3   | 96.3                 | 96.4                          | 110.8                                     | 96.0                      | 85.7      | 92.2                | 12                   |
| 96.4                                | 99.7                 | 83.2  | 113.2   | 101.2  | 99.6                 | 96.0                          | 110.3                                     | 95.1                      | 87.4      | 91.3                | 1. 2023              |
| 91.8                                | 99.7                 | 82.5  | 113.0   | 100.9  | 101.6                | 95.6                          | 110.5                                     | 96.8                      | 87.4      | 91.9                | 2                    |
| 91.0                                | 99.7                 | 82.6  | 113.4   | 100.9  | 102.2                | 96.5                          | 110.5                                     | 97.1                      | 87.6      | 81.5                | 3                    |
| 89.2                                | 99.7                 | 81.8  | 113.2   | 101.2  | 102.2                | 96.8                          | 110.5                                     | 96.1                      | 87.2      | 83.5                | 4                    |
| 89.5                                | 99.7                 | 82.1  | 114.8   | 99.1   | 102.2                | 97.3                          | 110.6                                     | 96.0                      | 87.1      | 83.6                | 5                    |
| 89.3                                | 99.7                 | 82.0  | 116.3   | 98.7   | 100.8                | 97.6                          | 111.0                                     | 97.6                      | 87.3      | 83.7                | 6                    |
| 89.9                                | 99.6                 | 81.8  | 116.4   | 98.6   | 100.0                | 97.6                          | 109.7                                     | 96.7                      | 86.8      | 83.4                | 7                    |
| 90.1                                | 99.6                 | 81.5  | 116.5   | 98.1   | 98.3                 | 97.9                          | 109.7                                     | 96.5                      | 86.9      | 83.2                | 8                    |
| 88.7                                | 99.5                 | 81.5  | 122.6   | 98.5   | 97.4                 | 98.3                          | 109.7                                     | 97.8                      | 86.5      | 83.5                | 9                    |
| 90.5                                | 99.5                 | 81.9  | 121.8   | 98.4   | 98.1                 | 98.4                          | 110.3                                     | 97.7                      | 86.8      | 83.3                | 10                   |
| 89.1                                | 99.5                 | 82.8  | 121.6   | 98.4   | 96.4                 | 98.4                          | 111.0                                     | 100.3                     | 86.9      | 83.3                | 11                   |
| 88.0                                | 99.5                 | 82.7  | 126.7   | 97.3   | 95.3                 | 99.5                          | 111.0                                     | 99.0                      | 86.6      | 83.3                | 12                   |
| 88.4                                | 99.4                 | 81.5  | 122.5   | 100.4  | 97.5                 | 96.1                          | 108.6                                     | 100.0                     | 86.1      | 82.9                | 1. 2024              |
| 87.9                                | 99.4                 | 81.8  | 122.6   | 100.4  | 95.3                 | 95.6                          | 108.7                                     | 97.5                      | 85.7      | 82.6                | 2                    |
| 88.4                                | 99.4                 | 82.0  | 123.7   | 100.6  | 93.3                 | 96.0                          | 109.0                                     | 98.8                      | 85.3      | 82.5                | 3                    |
| 89.0                                | 99.3                 | 82.1  | 122.2   | 103.7  | 94.4                 | 94.7                          | 108.5                                     | 100.1                     | 85.1      | 81.6                | 4                    |
| 96.4                                | 99.3                 | 81.9  | 121.9   | 103.6  | 94.0                 | 95.0                          | 108.7                                     | 100.0                     | 85.1      | 81.6                | 5                    |
| 94.1                                | 99.3                 | 81.9  | 122.1   | 102.7  | 92.6                 | 94.8                          | 108.7                                     | 100.7                     | 85.2      | 81.4                | 6                    |
| 94.0                                | 99.3                 | 82.3  | 121.4   | 102.0  | 93.8                 | 94.9                          | 108.7                                     | 101.7                     | 84.7      | 81.1                | 7                    |
| 94.1                                | 99.3                 | 82.7  | 121.3   | 101.7  | 96.3                 | 94.8                          | 108.7                                     | 101.5                     | 84.7      | 81.1                | 8                    |
| 92.9                                | 99.3                 | 82.6  | 121.5   | 101.8  | 95.2                 | 94.8                          | 108.4                                     | 99.5                      | 84.5      | 81.1                | 9                    |

Note: 1) Recent two month data are preliminary.

2) Weights are applied only to the indices for 2024. In other words, weights can't be applied to the indices prior.

Source: Statistics Korea.

13.

1)2)

|         | Sand           |            |           | Gravel             |          |           | Salt       |          |           |
|---------|----------------|------------|-----------|--------------------|----------|-----------|------------|----------|-----------|
|         | Production     | Shipment   | Inventory | Production         | Shipment | Inventory | Production | Shipment | Inventory |
|         | m <sup>3</sup> |            |           | 1000m <sup>3</sup> |          |           | MT         |          |           |
| 2021    | 20,276,336     | 20,276,336 | 0         | 26,500             | 26,500   | 0         | 280,876    | 230,423  | 278,636   |
| 2022    | 16,976,677     | 16,871,272 | 8,035     | 23,146             | 23,146   | 0         | 260,616    | 198,468  | 340,784   |
| 2023    | 16,046,899     | 16,054,819 | 0         | 65,943             | 65,943   | 0         | 242,050    | 256,959  | 325,875   |
| 2023. 6 | 1,381,330      | 1,381,330  | 0         | 3,520              | 3,520    | 0         | 44,619     | 46,487   | 348,317   |
| 7       | 1,289,283      | 1,289,283  | 0         | 6,193              | 6,193    | 0         | 6,890      | 31,136   | 324,071   |
| 8       | 1,294,235      | 1,294,235  | 0         | 6,367              | 6,367    | 0         | 47,170     | 25,217   | 346,024   |
| 9       | 1,306,354      | 1,306,354  | 0         | 7,443              | 7,443    | 0         | 35,583     | 29,055   | 352,552   |
| 10      | 1,420,590      | 1,420,108  | 333       | 7,078              | 7,078    | 0         | 18,028     | 25,555   | 345,025   |
| 11      | 1,647,851      | 1,648,214  | 0         | 6,716              | 6,716    | 0         | 0          | 14,548   | 330,477   |
| 12      | 1,668,770      | 1,668,774  | 0         | 14,729             | 14,729   | 0         | 0          | 4,602    | 325,875   |
| 2024. 1 | 1,750,854      | 1,750,861  | 0         | 5,411              | 5,411    | 0         | 0          | 2,480    | 314,595   |
| 2       | 1,186,616      | 1,186,620  | 0         | 5,607              | 5,607    | 0         | 0          | 2,468    | 303,327   |
| 3       | 1,399,303      | 1,399,303  | 0         | 4,967              | 4,967    | 0         | 80         | 3,802    | 290,805   |
| 4       | 1,585,124      | 1,585,129  | 0         | 7,043              | 7,043    | 0         | 15,090     | 3,709    | 293,386   |
| 5       | 1,550,257      | 1,550,262  | 0         | 7,414              | 7,414    | 0         | 45,460     | 12,154   | 317,892   |
| 6       | 1,458,747      | 1,458,752  | 0         | 6,713              | 6,713    | 0         | 48,642     | 23,191   | 334,543   |
| 7       | 1,409,833      | 1,409,837  | 0         | 10,579             | 10,579   | 0         | 14,581     | 21,511   | 318,813   |
| 8       | 1,384,599      | 1,384,603  | 0         | 6,861              | 6,861    | 0         | 42,616     | 18,872   | 333,757   |
| 9       | 1,476,019      | 1,476,023  | 0         | 6,184              | 6,184    | 0         | 34,669     | 18,715   | 340,911   |

|         | Kerosene   |           |           | Distillate fuel oil |            |           | Fuel oil   |           |           |
|---------|------------|-----------|-----------|---------------------|------------|-----------|------------|-----------|-----------|
|         | Production | Shipment  | Inventory | Production          | Shipment   | Inventory | Production | Shipment  | Inventory |
|         | kℓ         |           |           | kℓ                  |            |           | kℓ         |           |           |
| 2021    | 4,859,937  | 5,043,563 | 107,990   | 56,578,490          | 57,254,802 | 976,645   | 1,061,473  | 1,001,073 | 56,178    |
| 2022    | 3,952,224  | 3,992,589 | 125,234   | 58,592,888          | 59,784,293 | 1,074,252 | 1,364,256  | 1,338,312 | 46,280    |
| 2023    | 4,942,991  | 5,304,269 | 185,050   | 58,752,480          | 59,474,788 | 1,137,189 | 1,745,138  | 1,670,115 | 52,195    |
| 2023. 6 | 237,922    | 287,451   | 145,320   | 4,689,138           | 5,104,209  | 863,584   | 151,527    | 153,941   | 42,563    |
| 7       | 324,434    | 263,431   | 190,208   | 4,916,723           | 4,864,037  | 972,872   | 137,030    | 133,986   | 46,640    |
| 8       | 261,130    | 297,293   | 183,409   | 4,703,126           | 4,629,240  | 1,056,182 | 162,159    | 123,195   | 62,634    |
| 9       | 325,581    | 392,643   | 140,700   | 4,818,196           | 4,682,075  | 1,243,623 | 134,593    | 138,372   | 46,718    |
| 10      | 496,249    | 427,300   | 134,575   | 4,990,838           | 5,052,129  | 1,224,585 | 176,305    | 149,796   | 58,404    |
| 11      | 476,327    | 451,844   | 137,108   | 4,999,996           | 5,280,520  | 990,694   | 130,441    | 138,546   | 45,836    |
| 12      | 729,840    | 733,572   | 185,050   | 5,001,089           | 4,935,232  | 1,137,189 | 132,038    | 126,189   | 52,195    |
| 2024. 1 | 684,831    | 782,536   | 125,216   | 5,121,235           | 5,110,285  | 1,212,060 | 147,463    | 147,642   | 38,687    |
| 2       | 580,077    | 580,235   | 173,278   | 4,657,286           | 4,527,468  | 1,401,201 | 123,631    | 99,547    | 58,659    |
| 3       | 333,129    | 431,912   | 129,508   | 4,873,045           | 5,265,553  | 1,106,845 | 159,232    | 162,025   | 60,719    |
| 4       | 269,141    | 323,814   | 130,578   | 4,780,550           | 4,906,969  | 1,094,896 | 161,487    | 155,748   | 53,297    |
| 5       | 248,673    | 312,601   | 124,659   | 5,078,626           | 5,115,410  | 1,167,793 | 141,974    | 132,362   | 55,490    |
| 6       | 232,617    | 301,117   | 120,500   | 4,732,163           | 4,910,464  | 1,078,395 | 187,732    | 194,799   | 47,842    |
| 7       | 295,115    | 328,511   | 147,909   | 4,857,939           | 4,707,448  | 1,326,933 | 150,044    | 158,780   | 40,808    |
| 8       | 338,309    | 313,284   | 208,722   | 5,180,824           | 5,279,983  | 1,322,063 | 130,904    | 129,174   | 43,803    |
| 9       | 297,143    | 362,809   | 176,270   | 4,798,999           | 4,898,521  | 1,301,062 | 154,217    | 157,395   | 38,134    |

: 1) 2  
 2) ( , )  
 :



13. Volume of Production, Shipment, Inventory <sup>1)2)</sup>

| Quartzite  |           |           | Gasoline   |            |           | Jet fuel oil |            |           |         |
|------------|-----------|-----------|------------|------------|-----------|--------------|------------|-----------|---------|
| Production | Shipment  | Inventory | Production | Shipment   | Inventory | Production   | Shipment   | Inventory |         |
| M/T        |           |           | kℓ         |            |           | kℓ           |            |           |         |
| 871,202    | 890,163   | 8,058     | 29,042,845 | 28,998,074 | 495,338   | 16,640,093   | 16,888,160 | 438,575   | 2021    |
| 831,128    | 821,473   | 17,673    | 29,344,270 | 29,483,538 | 386,809   | 21,024,320   | 21,144,681 | 486,693   | 2022    |
| 1,066,389  | 1,060,542 | 12,588    | 30,323,836 | 29,973,440 | 493,301   | 22,443,128   | 22,740,157 | 529,745   | 2023    |
| 94,586     | 95,949    | 14,680    | 2,303,120  | 2,412,040  | 362,091   | 1,575,974    | 1,848,669  | 373,227   | 6. 2023 |
| 88,541     | 86,144    | 17,077    | 2,484,286  | 2,467,040  | 388,106   | 1,785,155    | 1,717,742  | 478,909   | 7       |
| 77,165     | 80,897    | 13,345    | 2,389,642  | 2,450,933  | 430,052   | 1,915,386    | 1,872,791  | 551,577   | 8       |
| 71,796     | 73,304    | 11,837    | 2,561,616  | 2,501,707  | 490,337   | 1,844,730    | 1,906,283  | 517,323   | 9       |
| 86,094     | 85,262    | 12,669    | 3,230,360  | 3,227,849  | 493,284   | 1,898,175    | 1,895,823  | 557,482   | 10      |
| 92,465     | 93,624    | 11,510    | 2,786,186  | 2,752,264  | 528,093   | 1,878,538    | 1,886,763  | 586,749   | 11      |
| 93,463     | 92,385    | 12,588    | 2,787,759  | 2,823,348  | 493,301   | 1,842,150    | 1,968,936  | 529,745   | 12      |
| 88,679     | 86,216    | 15,051    | 2,877,834  | 2,860,473  | 511,287   | 1,811,781    | 1,987,924  | 566,478   | 1. 2024 |
| 75,132     | 73,173    | 17,010    | 2,521,164  | 2,622,163  | 411,087   | 1,781,523    | 1,925,847  | 604,887   | 2       |
| 94,622     | 96,797    | 14,835    | 2,749,319  | 2,734,732  | 426,443   | 1,960,252    | 2,177,542  | 586,393   | 3       |
| 72,813     | 71,257    | 16,391    | 2,791,347  | 2,750,055  | 468,785   | 1,940,155    | 2,308,981  | 433,617   | 4       |
| 70,753     | 70,335    | 16,809    | 2,831,419  | 2,797,518  | 517,470   | 2,168,546    | 2,196,635  | 497,168   | 5       |
| 84,252     | 84,526    | 8,521     | 2,621,941  | 2,729,550  | 457,767   | 1,871,103    | 1,978,629  | 550,041   | 6       |
| 80,810     | 75,339    | 13,992    | 2,648,971  | 2,651,364  | 456,547   | 2,171,107    | 2,092,049  | 672,604   | 7       |
| 78,797     | 77,971    | 14,818    | 2,768,920  | 2,658,169  | 568,192   | 2,392,485    | 2,522,363  | 604,672   | 8       |
| 74,359     | 73,640    | 15,537    | 2,736,654  | 2,746,823  | 558,637   | 2,097,358    | 2,159,094  | 604,732   | 9       |

| C                     |            |           | Naphtha    |            |           | Solvent    |          |           |         |
|-----------------------|------------|-----------|------------|------------|-----------|------------|----------|-----------|---------|
| Residual bunker c oil |            |           |            |            |           |            |          |           |         |
| Production            | Shipment   | Inventory | Production | Shipment   | Inventory | Production | Shipment | Inventory |         |
| kℓ                    |            |           | kℓ         |            |           | kℓ         |          |           |         |
| 17,724,619            | 12,178,927 | 599,009   | 51,203,313 | 26,983,427 | 384,211   | 888,396    | 752,569  | 55,470    | 2021    |
| 18,725,024            | 13,744,837 | 495,726   | 55,320,887 | 25,287,128 | 377,413   | 770,093    | 658,403  | 47,853    | 2022    |
| 15,406,604            | 11,106,935 | 440,307   | 52,425,354 | 29,262,665 | 437,514   | 767,339    | 660,523  | 47,735    | 2023    |
| 1,351,891             | 818,812    | 521,433   | 4,232,061  | 2,137,960  | 663,794   | 55,034     | 54,826   | 45,310    | 6. 2023 |
| 1,188,698             | 900,574    | 500,437   | 4,451,908  | 2,496,401  | 467,452   | 73,067     | 60,210   | 46,033    | 7       |
| 631,967               | 745,595    | 497,839   | 3,252,731  | 2,228,111  | 472,500   | 65,466     | 59,635   | 45,819    | 8       |
| 1,187,972             | 888,238    | 490,389   | 4,129,418  | 2,234,896  | 386,448   | 64,630     | 50,573   | 51,253    | 9       |
| 1,378,615             | 894,325    | 489,246   | 4,785,626  | 2,608,881  | 503,258   | 56,568     | 52,342   | 48,066    | 10      |
| 1,324,367             | 883,941    | 483,488   | 4,649,377  | 2,701,928  | 445,683   | 54,355     | 58,409   | 41,579    | 11      |
| 1,467,615             | 976,203    | 440,307   | 4,710,796  | 2,778,435  | 437,514   | 69,221     | 50,395   | 47,735    | 12      |
| 1,485,639             | 1,049,994  | 414,788   | 4,507,306  | 2,647,907  | 472,399   | 78,175     | 63,278   | 52,699    | 1. 2024 |
| 1,368,825             | 990,534    | 412,673   | 4,476,525  | 2,498,967  | 533,045   | 63,024     | 62,417   | 46,443    | 2       |
| 1,267,196             | 1,058,166  | 456,578   | 4,197,381  | 2,661,263  | 544,894   | 68,768     | 61,158   | 45,759    | 3       |
| 1,157,917             | 1,028,521  | 393,675   | 4,557,657  | 2,710,884  | 411,427   | 63,038     | 57,262   | 44,553    | 4       |
| 1,198,125             | 1,105,597  | 430,384   | 4,407,458  | 2,683,887  | 390,790   | 38,059     | 42,333   | 38,536    | 5       |
| 1,141,007             | 935,065    | 499,324   | 4,095,844  | 2,274,484  | 395,936   | 32,125     | 29,659   | 36,318    | 6       |
| 1,383,763             | 1,047,192  | 558,976   | 4,489,279  | 2,532,339  | 431,575   | 70,747     | 59,381   | 42,001    | 7       |
| 1,407,137             | 1,131,134  | 491,336   | 4,712,396  | 2,743,551  | 379,723   | 65,154     | 58,139   | 42,166    | 8       |
| 1,299,292             | 996,879    | 404,312   | 4,432,566  | 2,491,637  | 330,945   | 64,569     | 53,237   | 42,439    | 9       |

Note: 1) Recent two month data are preliminary.

2) Inventory is calculated at the end of a given period (month or year).

Source: Statistics Korea.

13.

( )<sup>1)2)</sup>

|         | 가           |           |           | 가          |           |           | Lubricating oil |           |           |
|---------|-------------|-----------|-----------|------------|-----------|-----------|-----------------|-----------|-----------|
|         | Propane gas |           |           | Butane gas |           |           |                 |           |           |
|         | Production  | Shipment  | Inventory | Production | Shipment  | Inventory | Production      | Shipment  | Inventory |
|         | kℓ          |           |           | kℓ         |           |           | kℓ              |           |           |
| 2021    | 2,677,305   | 2,405,395 | 87,401    | 3,064,265  | 3,399,475 | 75,524    | 1,540,528       | 1,589,457 | 98,154    |
| 2022    | 2,303,767   | 2,118,764 | 41,188    | 2,970,862  | 3,506,213 | 101,850   | 1,508,392       | 1,555,066 | 92,988    |
| 2023    | 2,481,605   | 1,990,829 | 75,679    | 3,092,148  | 3,213,225 | 103,743   | 1,455,065       | 1,491,567 | 88,357    |
| 2023. 6 | 214,062     | 140,697   | 85,134    | 268,009    | 293,664   | 127,999   | 122,939         | 125,226   | 82,646    |
| 7       | 212,497     | 148,558   | 98,196    | 293,057    | 301,149   | 87,274    | 118,386         | 119,675   | 83,655    |
| 8       | 203,373     | 180,891   | 61,135    | 263,632    | 304,650   | 72,007    | 116,062         | 120,064   | 87,497    |
| 9       | 217,669     | 156,114   | 78,791    | 252,243    | 275,916   | 54,321    | 113,197         | 123,082   | 77,249    |
| 10      | 217,606     | 177,977   | 68,329    | 244,887    | 260,352   | 57,674    | 121,947         | 123,258   | 86,041    |
| 11      | 224,989     | 193,963   | 60,454    | 244,028    | 249,652   | 103,822   | 134,578         | 130,478   | 90,450    |
| 12      | 220,507     | 212,110   | 75,679    | 257,967    | 271,358   | 103,743   | 107,004         | 113,270   | 88,357    |
| 2024. 1 | 224,553     | 230,660   | 49,530    | 233,287    | 245,183   | 85,173    | 126,003         | 128,040   | 89,032    |
| 2       | 226,292     | 218,432   | 75,284    | 239,459    | 251,845   | 80,934    | 120,818         | 121,411   | 93,445    |
| 3       | 236,029     | 213,141   | 61,602    | 238,039    | 261,826   | 75,666    | 131,124         | 132,784   | 93,873    |
| 4       | 247,188     | 199,047   | 71,794    | 281,577    | 281,166   | 68,389    | 142,841         | 144,166   | 96,702    |
| 5       | 254,919     | 200,519   | 61,834    | 311,827    | 308,330   | 87,515    | 134,665         | 133,441   | 100,263   |
| 6       | 224,652     | 179,022   | 66,216    | 278,664    | 266,077   | 96,893    | 111,617         | 117,349   | 96,678    |
| 7       | 227,452     | 180,695   | 67,966    | 299,450    | 313,222   | 89,345    | 122,679         | 124,008   | 99,152    |
| 8       | 227,188     | 151,421   | 78,972    | 305,825    | 311,666   | 79,703    | 116,868         | 122,581   | 98,701    |
| 9       | 210,622     | 165,942   | 81,873    | 264,586    | 287,117   | 62,817    | 116,452         | 117,997   | 99,094    |

|         | Butadiene  |           |           | Benzene    |           |           | Toluene    |           |           |
|---------|------------|-----------|-----------|------------|-----------|-----------|------------|-----------|-----------|
|         | Production | Shipment  | Inventory | Production | Shipment  | Inventory | Production | Shipment  | Inventory |
|         | M/T        |           |           | M/T        |           |           | M/T        |           |           |
|         | 2021       | 1,427,134 | 1,064,470 | 87,223     | 6,594,558 | 4,555,143 | 153,841    | 2,777,650 | 960,708   |
| 2022    | 1,286,625  | 983,669   | 70,652    | 6,008,514  | 4,204,006 | 154,870   | 2,926,090  | 1,157,630 | 99,312    |
| 2023    | 1,145,873  | 992,268   | 81,296    | 5,570,339  | 4,273,241 | 163,494   | 3,745,238  | 1,518,656 | 89,060    |
| 2023. 6 | 88,535     | 77,611    | 79,094    | 441,809    | 385,092   | 148,023   | 266,891    | 133,180   | 65,703    |
| 7       | 97,895     | 92,338    | 71,075    | 486,942    | 359,393   | 149,610   | 308,410    | 134,403   | 55,576    |
| 8       | 94,677     | 86,984    | 56,185    | 421,251    | 312,156   | 141,120   | 254,801    | 117,226   | 62,681    |
| 9       | 102,314    | 93,600    | 56,907    | 439,361    | 344,179   | 136,004   | 352,012    | 138,866   | 79,900    |
| 10      | 93,802     | 85,204    | 71,434    | 471,255    | 341,267   | 171,627   | 388,985    | 158,923   | 84,453    |
| 11      | 86,815     | 73,269    | 70,595    | 457,293    | 362,388   | 160,784   | 334,577    | 132,619   | 77,912    |
| 12      | 106,612    | 98,913    | 81,296    | 525,990    | 401,751   | 163,494   | 341,914    | 97,637    | 89,060    |
| 2024. 1 | 109,563    | 96,865    | 70,702    | 515,030    | 368,017   | 181,881   | 363,657    | 128,437   | 82,785    |
| 2       | 100,754    | 92,462    | 67,925    | 482,216    | 390,923   | 163,334   | 342,556    | 118,755   | 75,816    |
| 3       | 105,410    | 95,391    | 72,746    | 482,657    | 417,486   | 118,618   | 349,937    | 144,497   | 75,675    |
| 4       | 110,289    | 103,411   | 76,551    | 473,705    | 334,786   | 152,377   | 333,344    | 137,993   | 76,689    |
| 5       | 104,081    | 96,653    | 84,617    | 436,719    | 358,798   | 125,862   | 371,513    | 146,437   | 67,669    |
| 6       | 104,704    | 98,613    | 64,542    | 460,057    | 349,615   | 124,904   | 317,808    | 116,734   | 54,535    |
| 7       | 109,004    | 92,947    | 71,612    | 507,102    | 352,780   | 158,754   | 293,039    | 98,361    | 54,269    |
| 8       | 120,808    | 99,281    | 72,293    | 541,471    | 445,352   | 141,584   | 303,719    | 101,317   | 70,186    |
| 9       | 103,627    | 90,417    | 69,228    | 527,138    | 420,323   | 143,419   | 292,209    | 89,889    | 78,833    |

13. Volume of Production, Shipment, Inventory (Cont'd) <sup>1)2)</sup>

| Asphalt    |           |           | Ethylene   |           |           | Propylene  |           |           |         |
|------------|-----------|-----------|------------|-----------|-----------|------------|-----------|-----------|---------|
| Production | Shipment  | Inventory | Production | Shipment  | Inventory | Production | Shipment  | Inventory |         |
| kℓ         |           |           | M/T        |           |           | M/T        |           |           |         |
| 4,084,639  | 4,159,824 | 171,749   | 10,187,929 | 4,603,238 | 91,492    | 9,371,747  | 5,761,627 | 81,442    | 2021    |
| 3,740,900  | 3,811,691 | 135,373   | 9,667,267  | 4,316,939 | 70,700    | 8,362,462  | 5,152,091 | 74,637    | 2022    |
| 3,671,012  | 3,702,079 | 149,459   | 9,255,661  | 4,146,769 | 79,693    | 8,028,027  | 4,664,460 | 90,921    | 2023    |
| 294,968    | 312,992   | 106,015   | 730,490    | 363,105   | 67,009    | 598,616    | 379,044   | 66,370    | 6. 2023 |
| 288,336    | 310,171   | 89,044    | 813,260    | 352,373   | 81,436    | 650,664    | 376,968   | 75,793    | 7       |
| 284,111    | 267,720   | 110,248   | 811,092    | 376,785   | 68,112    | 684,619    | 432,356   | 80,334    | 8       |
| 312,922    | 326,134   | 101,626   | 786,601    | 348,410   | 73,758    | 683,559    | 372,078   | 84,760    | 9       |
| 288,702    | 274,327   | 125,116   | 783,893    | 369,895   | 68,512    | 697,451    | 416,176   | 88,315    | 10      |
| 298,719    | 315,602   | 124,964   | 737,926    | 281,243   | 85,906    | 658,789    | 343,634   | 90,009    | 11      |
| 285,120    | 272,810   | 149,459   | 788,857    | 355,588   | 79,693    | 644,115    | 346,477   | 90,921    | 12      |
| 250,329    | 263,746   | 136,193   | 836,239    | 356,863   | 59,254    | 682,615    | 396,492   | 86,935    | 1. 2024 |
| 251,229    | 255,359   | 132,146   | 769,385    | 287,362   | 81,799    | 671,957    | 391,370   | 89,973    | 2       |
| 272,844    | 287,432   | 122,178   | 851,104    | 341,009   | 73,214    | 763,015    | 464,449   | 89,647    | 3       |
| 325,634    | 325,880   | 136,234   | 840,348    | 341,249   | 71,947    | 752,557    | 423,052   | 87,537    | 4       |
| 319,116    | 308,064   | 147,993   | 861,120    | 330,533   | 86,495    | 767,853    | 440,922   | 88,468    | 5       |
| 289,854    | 281,035   | 157,522   | 816,238    | 333,145   | 84,294    | 697,320    | 395,514   | 84,755    | 6       |
| 202,443    | 214,175   | 145,959   | 832,486    | 351,693   | 63,286    | 730,022    | 448,106   | 77,715    | 7       |
| 236,749    | 220,581   | 149,749   | 883,875    | 373,283   | 82,259    | 768,601    | 459,016   | 93,952    | 8       |
| 220,968    | 209,404   | 152,972   | 834,748    | 370,652   | 70,943    | 708,368    | 416,919   | 93,971    | 9       |

| Para Xylene |           |           | Styrene monomer |           |           | Xylene     |           |           |         |
|-------------|-----------|-----------|-----------------|-----------|-----------|------------|-----------|-----------|---------|
| Production  | Shipment  | Inventory | Production      | Shipment  | Inventory | Production | Shipment  | Inventory |         |
| M/T         |           |           | M/T             |           |           | M/T        |           |           |         |
| 8,687,754   | 8,608,850 | 271,201   | 2,905,897       | 2,552,864 | 88,262    | 2,711,153  | 1,986,910 | 74,456    | 2021    |
| 7,613,971   | 7,685,381 | 201,158   | 2,446,911       | 2,123,951 | 68,441    | 2,551,435  | 1,834,235 | 101,862   | 2022    |
| 7,216,429   | 7,189,043 | 227,445   | 1,762,111       | 1,548,581 | 64,065    | 2,895,109  | 2,074,500 | 108,860   | 2023    |
| 557,498     | 592,617   | 144,973   | 100,989         | 104,829   | 53,491    | 236,107    | 179,451   | 81,493    | 6. 2023 |
| 590,877     | 591,366   | 144,485   | 152,307         | 140,952   | 65,038    | 261,977    | 195,389   | 80,332    | 7       |
| 576,071     | 600,377   | 120,179   | 133,000         | 151,955   | 51,640    | 171,550    | 90,112    | 74,090    | 8       |
| 544,257     | 536,748   | 127,689   | 165,107         | 139,965   | 51,831    | 246,741    | 172,704   | 83,292    | 9       |
| 621,366     | 565,037   | 184,015   | 125,138         | 104,266   | 48,939    | 266,676    | 167,429   | 111,934   | 10      |
| 630,062     | 582,099   | 231,979   | 140,648         | 107,730   | 59,831    | 289,047    | 206,783   | 128,084   | 11      |
| 672,483     | 677,016   | 227,445   | 171,959         | 142,690   | 64,065    | 249,753    | 187,510   | 108,860   | 12      |
| 678,771     | 722,421   | 183,795   | 165,336         | 166,158   | 57,263    | 262,999    | 232,613   | 57,150    | 1. 2024 |
| 609,895     | 538,778   | 254,911   | 148,406         | 144,868   | 57,871    | 271,098    | 178,338   | 88,709    | 2       |
| 593,359     | 639,407   | 208,864   | 168,284         | 148,815   | 68,126    | 253,176    | 200,999   | 74,274    | 3       |
| 565,202     | 607,908   | 166,160   | 151,150         | 170,619   | 44,356    | 307,586    | 206,676   | 96,314    | 4       |
| 514,115     | 512,205   | 168,071   | 158,781         | 154,670   | 47,827    | 297,447    | 242,431   | 67,545    | 5       |
| 534,487     | 514,890   | 187,669   | 152,608         | 155,743   | 43,450    | 287,746    | 190,662   | 83,039    | 6       |
| 630,337     | 597,881   | 214,255   | 163,092         | 158,429   | 48,064    | 306,652    | 215,506   | 79,513    | 7       |
| 647,998     | 707,926   | 154,323   | 163,696         | 163,464   | 48,296    | 297,811    | 225,107   | 78,786    | 8       |
| 613,832     | 590,703   | 183,838   | 158,548         | 165,723   | 44,369    | 272,053    | 194,650   | 90,032    | 9       |

13.

( )<sup>1)2)</sup>

|         | PPG ( )               |          |           | Phthalic anhydride |          |           | Terephthalate acid |           |           |
|---------|-----------------------|----------|-----------|--------------------|----------|-----------|--------------------|-----------|-----------|
|         | Poly propylene glycol |          |           | Phthalic anhydride |          |           | Terephthalate acid |           |           |
|         | Production            | Shipment | Inventory | Production         | Shipment | Inventory | Production         | Shipment  | Inventory |
|         | M/T                   |          |           | M/T                |          |           | M/T                |           |           |
| 2021    | 695,123               | 672,110  | 39,399    | 301,787            | 219,919  | 10,697    | 4,274,681          | 4,248,000 | 81,601    |
| 2022    | 689,770               | 663,393  | 38,616    | 286,984            | 215,151  | 9,109     | 4,206,393          | 4,191,610 | 96,386    |
| 2023    | 643,105               | 610,103  | 38,964    | 227,491            | 164,562  | 6,975     | 4,303,775          | 4,327,955 | 72,207    |
| 2023. 6 | 55,027                | 51,390   | 38,711    | 17,431             | 13,810   | 4,735     | 366,167            | 362,264   | 69,401    |
| 7       | 50,993                | 47,955   | 39,535    | 18,228             | 13,319   | 4,758     | 362,960            | 347,213   | 85,148    |
| 8       | 53,233                | 51,057   | 37,636    | 20,299             | 14,092   | 6,639     | 371,951            | 386,280   | 70,818    |
| 9       | 58,218                | 53,164   | 37,872    | 18,573             | 14,429   | 5,615     | 359,915            | 355,388   | 75,346    |
| 10      | 47,790                | 47,885   | 39,611    | 16,512             | 12,405   | 5,118     | 366,163            | 349,940   | 91,569    |
| 11      | 51,678                | 52,652   | 36,913    | 19,997             | 14,129   | 5,714     | 324,192            | 348,827   | 66,934    |
| 12      | 50,178                | 46,046   | 38,964    | 19,665             | 14,238   | 6,975     | 381,766            | 376,493   | 72,207    |
| 2024. 1 | 52,865                | 53,215   | 37,983    | 18,604             | 13,894   | 6,001     | 380,743            | 385,844   | 67,106    |
| 2       | 65,815                | 53,722   | 39,789    | 19,611             | 14,011   | 6,898     | 343,570            | 329,278   | 81,398    |
| 3       | 69,750                | 51,934   | 40,175    | 21,072             | 14,037   | 7,778     | 370,750            | 386,554   | 65,594    |
| 4       | 70,090                | 59,112   | 40,200    | 17,024             | 13,264   | 5,780     | 370,106            | 366,315   | 69,384    |
| 5       | 70,596                | 58,101   | 38,515    | 17,002             | 12,608   | 5,349     | 377,679            | 351,508   | 95,556    |
| 6       | 69,642                | 51,524   | 39,727    | 19,220             | 13,373   | 5,899     | 365,229            | 362,687   | 98,098    |
| 7       | 68,554                | 48,813   | 37,987    | 19,232             | 11,973   | 7,683     | 366,559            | 371,545   | 93,113    |
| 8       | 66,888                | 46,814   | 39,753    | 17,488             | 12,824   | 8,281     | 363,541            | 369,516   | 87,138    |
| 9       | 67,777                | 49,992   | 41,222    | 18,130             | 12,813   | 8,814     | 341,308            | 334,949   | 93,497    |

|         | Hydrogen peroxide |          |           | Styrene rubber |           |           | Polyethylene |           |           |
|---------|-------------------|----------|-----------|----------------|-----------|-----------|--------------|-----------|-----------|
|         | Hydrogen peroxide |          |           | Styrene rubber |           |           | Polyethylene |           |           |
|         | Production        | Shipment | Inventory | Production     | Shipment  | Inventory | Production   | Shipment  | Inventory |
|         | M/T               |          |           | M/T            |           |           | M/T          |           |           |
| 2021    | 527,184           | 531,384  | 16,135    | 1,897,984      | 1,843,843 | 158,811   | 5,903,265    | 5,706,416 | 432,473   |
| 2022    | 550,283           | 553,661  | 16,991    | 1,452,443      | 1,489,129 | 100,956   | 5,514,696    | 5,471,582 | 407,908   |
| 2023    | 697,741           | 706,893  | 20,601    | 1,508,369      | 1,474,845 | 96,503    | 5,582,570    | 5,550,622 | 407,359   |
| 2023. 6 | 56,854            | 57,037   | 18,684    | 104,721        | 115,304   | 119,565   | 424,318      | 430,139   | 393,484   |
| 7       | 62,679            | 62,586   | 19,265    | 111,476        | 123,391   | 105,406   | 465,761      | 487,424   | 381,457   |
| 8       | 60,522            | 59,584   | 20,515    | 130,768        | 134,294   | 100,430   | 491,871      | 503,015   | 368,699   |
| 9       | 58,445            | 58,645   | 20,724    | 134,725        | 116,946   | 105,452   | 468,124      | 466,689   | 366,926   |
| 10      | 52,399            | 57,615   | 17,120    | 120,765        | 133,805   | 90,364    | 466,452      | 430,750   | 400,271   |
| 11      | 56,494            | 54,143   | 20,999    | 122,246        | 122,615   | 88,264    | 448,114      | 468,680   | 384,143   |
| 12      | 58,270            | 59,792   | 20,601    | 133,212        | 123,222   | 96,503    | 502,782      | 467,357   | 407,359   |
| 2024. 1 | 62,948            | 63,351   | 20,736    | 141,086        | 132,590   | 103,467   | 498,744      | 500,461   | 403,359   |
| 2       | 55,021            | 54,847   | 21,266    | 114,754        | 118,969   | 98,560    | 404,116      | 412,242   | 390,720   |
| 3       | 58,571            | 59,825   | 20,537    | 120,310        | 121,490   | 96,686    | 468,503      | 453,521   | 406,066   |
| 4       | 60,513            | 57,903   | 23,569    | 136,423        | 131,353   | 99,820    | 463,571      | 456,437   | 408,896   |
| 5       | 53,131            | 57,861   | 22,753    | 125,493        | 93,238    | 126,589   | 477,113      | 459,017   | 426,839   |
| 6       | 59,047            | 59,081   | 21,555    | 136,289        | 140,843   | 93,363    | 447,926      | 453,918   | 415,531   |
| 7       | 61,543            | 60,868   | 20,786    | 147,272        | 136,934   | 111,876   | 448,729      | 453,316   | 405,442   |
| 8       | 58,686            | 58,973   | 20,812    | 129,280        | 131,798   | 108,038   | 466,001      | 456,619   | 410,254   |
| 9       | 62,490            | 61,863   | 21,784    | 146,068        | 134,770   | 118,126   | 426,809      | 415,346   | 418,324   |

13. Volume of Production, Shipment, Inventory (Cont'd) <sup>1)2)</sup>

| 가<br>Potassium hydroxide |          |           | Nitrogen            |            |           | 가<br>Sodium hydroxide |           |           |         |
|--------------------------|----------|-----------|---------------------|------------|-----------|-----------------------|-----------|-----------|---------|
| Production               | Shipment | Inventory | Production          | Shipment   | Inventory | Production            | Shipment  | Inventory |         |
| M/T                      |          |           | 1,000m <sup>3</sup> |            |           | M/T                   |           |           |         |
| 612,306                  | 532,771  | 33,617    | 19,476,225          | 12,831,637 | 67,091    | 2,225,753             | 1,565,813 | 75,720    | 2021    |
| 573,531                  | 500,394  | 35,296    | 19,324,870          | 13,014,489 | 68,086    | 2,334,177             | 1,652,064 | 111,395   | 2022    |
| 613,781                  | 546,082  | 24,530    | 20,115,620          | 13,549,902 | 76,890    | 2,029,494             | 1,355,365 | 67,633    | 2023    |
| 49,418                   | 41,064   | 34,363    | 1,650,564           | 1,126,703  | 77,156    | 173,242               | 116,317   | 121,457   | 6. 2023 |
| 49,012                   | 42,742   | 33,647    | 1,688,801           | 1,136,958  | 73,863    | 142,448               | 106,194   | 128,878   | 7       |
| 50,712                   | 49,366   | 28,396    | 1,682,418           | 1,136,558  | 72,447    | 153,928               | 115,927   | 120,563   | 8       |
| 53,210                   | 47,333   | 27,087    | 1,656,215           | 1,106,633  | 78,425    | 172,893               | 118,793   | 99,447    | 9       |
| 44,417                   | 44,176   | 22,760    | 1,678,454           | 1,128,843  | 76,998    | 155,537               | 96,395    | 91,176    | 10      |
| 46,817                   | 40,368   | 22,282    | 1,617,709           | 1,068,084  | 76,591    | 157,562               | 101,514   | 80,803    | 11      |
| 50,833                   | 42,155   | 24,530    | 1,726,255           | 1,147,679  | 76,890    | 165,553               | 113,096   | 67,633    | 12      |
| 56,063                   | 50,857   | 20,975    | 1,768,534           | 1,145,648  | 79,120    | 180,526               | 109,055   | 78,572    | 1. 2024 |
| 53,900                   | 47,222   | 19,998    | 1,644,640           | 1,081,209  | 81,030    | 154,164               | 90,049    | 80,425    | 2       |
| 60,394                   | 49,670   | 22,633    | 1,702,769           | 1,125,290  | 84,255    | 167,042               | 126,082   | 52,852    | 3       |
| 53,955                   | 42,225   | 27,061    | 1,601,850           | 1,064,226  | 79,658    | 162,650               | 102,037   | 39,612    | 4       |
| 49,932                   | 44,025   | 25,856    | 1,685,683           | 1,136,020  | 75,779    | 200,739               | 66,975    | 98,999    | 5       |
| 50,907                   | 40,445   | 29,021    | 1,596,455           | 1,055,177  | 78,396    | 162,926               | 115,682   | 77,752    | 6       |
| 53,301                   | 37,033   | 38,294    | 1,703,852           | 1,120,869  | 80,098    | 170,114               | 120,444   | 53,833    | 7       |
| 48,149                   | 40,007   | 38,786    | 1,726,820           | 1,129,711  | 76,253    | 185,171               | 108,608   | 49,440    | 8       |
| 50,564                   | 40,372   | 42,101    | 1,680,340           | 1,105,034  | 77,084    | 175,985               | 105,006   | 52,055    | 9       |

| Polystyrene |          |           | ABS<br>Acrylonitrile butadiene styrene resin |           |           | Polypropylene |           |           |         |
|-------------|----------|-----------|--|-----------|-----------|---------------|-----------|-----------|---------|
| Production  | Shipment | Inventory | Production                                   | Shipment  | Inventory | Production    | Shipment  | Inventory |         |
| M/T         |          |           | M/T  |           |           | M/T           |           |           |         |
| 911,521     | 893,683  | 40,471    | 1,984,541                                    | 1,923,177 | 125,202   | 5,650,336     | 5,497,461 | 360,633   | 2021    |
| 909,863     | 891,490  | 42,996    | 1,736,826                                    | 1,720,688 | 118,425   | 4,937,853     | 4,921,068 | 308,241   | 2022    |
| 862,060     | 828,666  | 43,846    | 1,677,061                                    | 1,673,542 | 91,424    | 4,775,619     | 4,836,877 | 272,637   | 2023    |
| 72,124      | 68,393   | 46,290    | 145,395                                      | 131,616   | 87,232    | 369,758       | 391,228   | 277,786   | 6. 2023 |
| 71,967      | 67,703   | 47,117    | 135,882                                      | 136,548   | 82,322    | 400,187       | 412,264   | 278,605   | 7       |
| 71,784      | 75,362   | 40,908    | 138,672                                      | 139,168   | 78,739    | 437,771       | 441,584   | 268,563   | 8       |
| 74,563      | 69,081   | 43,875    | 145,529                                      | 141,161   | 80,711    | 433,381       | 422,393   | 276,126   | 9       |
| 72,534      | 64,529   | 49,504    | 149,629                                      | 129,418   | 98,153    | 433,020       | 405,799   | 303,886   | 10      |
| 47,837      | 55,409   | 39,658    | 123,089                                      | 134,242   | 83,518    | 404,187       | 384,173   | 321,476   | 11      |
| 66,043      | 59,453   | 43,846    | 129,546                                      | 118,525   | 91,424    | 342,846       | 388,146   | 272,637   | 12      |
| 71,570      | 72,413   | 47,728    | 142,991                                      | 146,361   | 84,817    | 407,567       | 403,427   | 274,108   | 1. 2024 |
| 62,391      | 62,750   | 38,517    | 101,961                                      | 100,202   | 83,751    | 403,532       | 411,387   | 265,427   | 2       |
| 69,873      | 67,150   | 38,890    | 137,744                                      | 135,651   | 82,245    | 458,624       | 434,730   | 288,233   | 3       |
| 70,900      | 73,776   | 36,048    | 143,533                                      | 143,863   | 78,487    | 455,794       | 444,624   | 298,214   | 4       |
| 79,395      | 65,270   | 47,462    | 175,557                                      | 150,919   | 99,824    | 447,857       | 438,792   | 306,354   | 5       |
| 68,110      | 61,138   | 56,665    | 160,333                                      | 153,696   | 102,312   | 431,484       | 424,243   | 314,398   | 6       |
| 71,412      | 66,733   | 53,457    | 160,948                                      | 160,405   | 89,678    | 406,412       | 406,321   | 311,457   | 7       |
| 67,251      | 63,564   | 52,321    | 154,930                                      | 146,656   | 92,118    | 396,413       | 391,541   | 313,550   | 8       |
| 65,269      | 56,880   | 59,136    | 156,110                                      | 131,910   | 111,907   | 391,425       | 386,691   | 316,836   | 9       |

13.

( )<sup>1)2)</sup>

|         | Epoxy resin |          |           | Unsaturated polyester resin |          |           | Linear polyester resin |          |           |
|---------|-------------|----------|-----------|-----------------------------|----------|-----------|------------------------|----------|-----------|
|         | Production  | Shipment | Inventory | Production                  | Shipment | Inventory | Production             | Shipment | Inventory |
|         | M/T         |          |           | M/T                         |          |           | M/T                    |          |           |
|         |             |          |           |                             |          |           |                        |          |           |
| 2021    | 608,765     | 337,589  | 33,157    | 154,099                     | 144,754  | 7,517     | 2,325,658              | 651,816  | 78,081    |
| 2022    | 523,022     | 299,845  | 38,237    | 144,741                     | 138,834  | 6,439     | 2,002,836              | 588,240  | 88,012    |
| 2023    | 517,285     | 369,398  | 46,279    | 144,802                     | 137,270  | 4,992     | 1,789,100              | 493,370  | 98,809    |
| 2023. 6 | 44,768      | 31,756   | 50,845    | 12,248                      | 11,931   | 5,062     | 163,244                | 40,412   | 92,325    |
| 7       | 42,897      | 32,959   | 50,057    | 11,531                      | 10,657   | 5,377     | 158,002                | 47,329   | 94,135    |
| 8       | 42,044      | 36,686   | 47,446    | 11,337                      | 10,406   | 5,696     | 148,614                | 42,683   | 91,268    |
| 9       | 43,912      | 34,730   | 47,937    | 11,853                      | 11,370   | 5,631     | 134,618                | 39,823   | 88,695    |
| 10      | 32,964      | 31,190   | 41,449    | 11,314                      | 11,316   | 5,022     | 135,118                | 33,875   | 102,220   |
| 11      | 44,108      | 35,158   | 43,095    | 12,752                      | 11,694   | 5,346     | 121,811                | 40,797   | 95,503    |
| 12      | 39,879      | 31,795   | 46,279    | 11,137                      | 10,938   | 4,992     | 142,063                | 44,103   | 98,809    |
| 2024. 1 | 43,008      | 37,007   | 46,455    | 12,853                      | 11,014   | 6,173     | 137,745                | 40,562   | 101,679   |
| 2       | 40,009      | 34,822   | 46,870    | 11,719                      | 11,259   | 6,087     | 127,231                | 41,201   | 96,660    |
| 3       | 47,195      | 36,848   | 50,359    | 11,320                      | 11,458   | 5,341     | 119,317                | 44,729   | 87,883    |
| 4       | 44,618      | 38,179   | 50,248    | 11,947                      | 11,460   | 5,179     | 119,001                | 43,001   | 79,597    |
| 5       | 46,059      | 41,159   | 50,424    | 12,235                      | 11,136   | 5,691     | 131,562                | 40,329   | 85,443    |
| 6       | 47,121      | 39,927   | 52,141    | 11,218                      | 10,574   | 5,805     | 131,806                | 43,422   | 87,562    |
| 7       | 45,650      | 40,083   | 53,875    | 12,171                      | 11,737   | 5,659     | 136,907                | 39,343   | 96,117    |
| 8       | 37,810      | 38,239   | 52,894    | 10,356                      | 10,209   | 5,386     | 124,773                | 36,493   | 98,563    |
| 9       | 36,092      | 33,169   | 52,844    | 10,701                      | 10,419   | 5,210     | 102,641                | 30,992   | 87,065    |

|         | Agricultural pesticides |          |           | Paint      |          |           | ( )        |          |           |
|---------|-------------------------|----------|-----------|------------|----------|-----------|------------|----------|-----------|
|         | Production              | Shipment | Inventory | Production | Shipment | Inventory | Production | Shipment | Inventory |
|         | M/T                     |          |           | kℓ         |          |           | M/T        |          |           |
|         |                         |          |           |            |          |           |            |          |           |
| 2021    | 151,142                 | 161,888  | 52,033    | 882,283    | 933,208  | 62,424    | 184,486    | 161,696  | 14,674    |
| 2022    | 160,481                 | 160,677  | 55,047    | 832,852    | 875,871  | 64,729    | 159,140    | 145,215  | 10,143    |
| 2023    | 133,972                 | 121,996  | 62,538    | 870,401    | 912,561  | 73,393    | 156,739    | 137,467  | 10,846    |
| 2023. 6 | 10,058                  | 8,773    | 41,829    | 80,464     | 84,612   | 73,425    | 14,505     | 10,860   | 11,855    |
| 7       | 3,428                   | 5,250    | 39,779    | 73,086     | 73,709   | 76,500    | 13,061     | 12,437   | 11,501    |
| 8       | 2,399                   | 4,997    | 37,250    | 70,404     | 72,779   | 78,519    | 12,871     | 11,620   | 11,009    |
| 9       | 5,937                   | 4,481    | 38,916    | 72,055     | 78,564   | 76,844    | 14,903     | 12,983   | 11,533    |
| 10      | 8,785                   | 4,391    | 43,786    | 78,337     | 87,377   | 73,743    | 14,070     | 11,416   | 12,533    |
| 11      | 14,046                  | 5,784    | 52,331    | 81,365     | 85,707   | 74,579    | 13,033     | 13,305   | 10,568    |
| 12      | 15,849                  | 6,189    | 62,538    | 66,100     | 66,422   | 73,393    | 11,752     | 9,859    | 10,846    |
| 2024. 1 | 17,958                  | 15,843   | 63,155    | 74,161     | 68,091   | 79,533    | 12,630     | 11,436   | 9,452     |
| 2       | 13,995                  | 19,524   | 56,705    | 63,324     | 60,974   | 82,959    | 14,890     | 13,604   | 8,147     |
| 3       | 13,575                  | 19,072   | 48,541    | 73,978     | 76,736   | 82,923    | 17,801     | 14,405   | 13,711    |
| 4       | 13,135                  | 14,444   | 50,848    | 86,355     | 91,899   | 82,508    | 16,841     | 14,361   | 14,463    |
| 5       | 11,723                  | 11,290   | 50,695    | 87,812     | 93,930   | 81,450    | 16,638     | 13,939   | 15,445    |
| 6       | 5,626                   | 8,328    | 47,827    | 84,217     | 91,119   | 79,824    | 16,007     | 14,892   | 14,914    |
| 7       | 3,213                   | 5,885    | 44,992    | 77,967     | 77,070   | 82,549    | 15,394     | 15,593   | 13,098    |
| 8       | 1,969                   | 5,743    | 41,143    | 70,801     | 72,932   | 83,383    | 11,508     | 13,418   | 10,367    |
| 9       | 6,739                   | 5,992    | 41,964    | 68,784     | 73,667   | 86,342    | 14,892     | 12,144   | 11,910    |

13. Volume of Production, Shipment, Inventory (Cont'd) <sup>1)2)</sup>

| Polyurethane resin |          |           | Engineering plastic resin |           |           | Composite fertilizer |           |           |         |
|--------------------|----------|-----------|---------------------------|-----------|-----------|----------------------|-----------|-----------|---------|
| Production         | Shipment | Inventory | Production                | Shipment  | Inventory | Production           | Shipment  | Inventory |         |
| M/T                |          |           | M/T                       |           |           | M/T                  |           |           |         |
| 198,719            | 184,834  | 12,204    | 1,827,044                 | 1,631,911 | 130,520   | 1,580,396            | 1,627,992 | 178,596   | 2021    |
| 199,445            | 181,792  | 16,353    | 1,742,306                 | 1,582,423 | 130,780   | 1,500,803            | 1,419,781 | 257,810   | 2022    |
| 180,635            | 178,735  | 19,504    | 1,652,383                 | 1,479,703 | 129,499   | 1,413,074            | 1,459,710 | 191,023   | 2023    |
| 16,254             | 16,799   | 17,603    | 129,912                   | 128,312   | 128,380   | 122,783              | 117,776   | 226,817   | 6. 2023 |
| 14,125             | 13,655   | 18,256    | 142,553                   | 124,530   | 131,706   | 105,044              | 116,603   | 213,516   | 7       |
| 14,386             | 13,886   | 18,967    | 136,887                   | 116,490   | 136,243   | 108,266              | 145,080   | 176,662   | 8       |
| 13,789             | 14,336   | 18,790    | 135,154                   | 134,366   | 130,184   | 109,317              | 128,554   | 157,364   | 9       |
| 15,335             | 15,651   | 18,650    | 123,094                   | 107,184   | 130,012   | 72,716               | 75,919    | 153,802   | 10      |
| 15,862             | 15,799   | 19,392    | 121,356                   | 110,696   | 123,294   | 118,553              | 90,199    | 181,966   | 11      |
| 12,980             | 12,311   | 19,504    | 127,596                   | 108,629   | 129,499   | 127,882              | 104,884   | 191,023   | 12      |
| 13,861             | 13,419   | 19,856    | 134,646                   | 111,182   | 135,897   | 133,165              | 66,966    | 257,016   | 1. 2024 |
| 12,044             | 12,777   | 19,474    | 109,669                   | 98,166    | 141,815   | 113,066              | 127,145   | 242,882   | 2       |
| 14,070             | 14,795   | 18,902    | 127,862                   | 117,540   | 137,239   | 136,091              | 149,428   | 228,704   | 3       |
| 15,383             | 16,045   | 18,528    | 126,014                   | 114,461   | 134,260   | 146,699              | 162,491   | 212,143   | 4       |
| 16,388             | 16,594   | 18,931    | 132,371                   | 123,837   | 131,543   | 145,721              | 191,001   | 165,490   | 5       |
| 13,650             | 14,783   | 18,220    | 126,013                   | 113,140   | 132,898   | 120,064              | 103,931   | 181,497   | 6       |
| 14,302             | 13,999   | 18,531    | 146,612                   | 133,427   | 137,567   | 118,297              | 152,732   | 146,890   | 7       |
| 11,715             | 13,628   | 16,536    | 137,987                   | 121,581   | 144,304   | 88,032               | 93,497    | 141,207   | 8       |
| 11,458             | 12,473   | 15,247    | 125,570                   | 106,987   | 154,181   | 100,044              | 89,834    | 151,376   | 9       |

| P.V.C stable preparation |          |           | Polyamide fiber |          |           | Polyester fiber |           |           |         |
|--------------------------|----------|-----------|-----------------|----------|-----------|-----------------|-----------|-----------|---------|
| Production               | Shipment | Inventory | Production      | Shipment | Inventory | Production      | Shipment  | Inventory |         |
| M/T                      |          |           | M/T             |          |           | M/T             |           |           |         |
| 114,110                  | 107,785  | 8,729     | 297,447         | 152,012  | 10,907    | 1,239,343       | 1,198,537 | 105,885   | 2021    |
| 77,612                   | 73,685   | 8,625     | 193,743         | 112,203  | 11,502    | 1,094,356       | 1,079,922 | 87,860    | 2022    |
| 74,073                   | 71,221   | 8,953     | 28,724          | 35,285   | 4,705     | 906,285         | 875,922   | 79,879    | 2023    |
| 5,696                    | 6,108    | 9,312     | 2,120           | 2,249    | 4,695     | 74,875          | 69,791    | 77,536    | 6. 2023 |
| 5,833                    | 5,619    | 9,398     | 2,014           | 1,966    | 4,820     | 75,432          | 68,796    | 81,360    | 7       |
| 6,163                    | 6,164    | 8,834     | 2,019           | 2,242    | 4,543     | 72,305          | 69,136    | 81,922    | 8       |
| 5,550                    | 5,709    | 8,560     | 2,240           | 2,385    | 4,340     | 68,564          | 70,431    | 77,883    | 9       |
| 5,951                    | 6,055    | 8,318     | 2,196           | 2,039    | 4,461     | 68,004          | 68,844    | 74,913    | 10      |
| 6,739                    | 6,107    | 8,590     | 2,490           | 2,161    | 4,746     | 70,012          | 68,214    | 74,450    | 11      |
| 6,311                    | 5,843    | 8,953     | 2,382           | 2,362    | 4,705     | 74,900          | 67,185    | 79,879    | 12      |
| 6,372                    | 6,347    | 8,666     | 2,150           | 2,035    | 4,771     | 72,997          | 69,923    | 80,627    | 1. 2024 |
| 5,730                    | 6,059    | 8,214     | 1,989           | 1,934    | 4,766     | 65,659          | 62,901    | 81,572    | 2       |
| 7,063                    | 6,357    | 8,569     | 1,993           | 2,280    | 4,400     | 65,235          | 69,690    | 75,187    | 3       |
| 7,182                    | 6,965    | 8,601     | 2,012           | 1,995    | 4,352     | 66,066          | 65,345    | 73,778    | 4       |
| 6,911                    | 6,340    | 8,902     | 2,016           | 1,996    | 4,322     | 64,046          | 62,470    | 73,415    | 5       |
| 6,577                    | 6,400    | 8,935     | 1,830           | 1,659    | 4,533     | 67,055          | 59,957    | 77,647    | 6       |
| 6,389                    | 6,325    | 8,839     | 1,647           | 2,029    | 3,961     | 63,197          | 61,562    | 76,986    | 7       |
| 5,816                    | 5,676    | 8,905     | 1,446           | 1,703    | 3,654     | 59,733          | 56,867    | 77,758    | 8       |
| 5,396                    | 5,150    | 8,997     | 1,485           | 1,453    | 3,615     | 50,887          | 53,025    | 73,795    | 9       |

13. ( )<sup>1)2)</sup>

|         | Ferro alloy |          |           | Steel bar  |           |           | Concrete reinforcing bar |            |           |
|---------|-------------|----------|-----------|--|-----------|-----------|--------------------------|------------|-----------|
|         | Production  | Shipment | Inventory | Production   | Shipment  | Inventory | Production               | Shipment   | Inventory |
|         | M/T         |          |           | M/T  |           |           | M/T                      |            |           |
|         |             |          |           |  |           |           |                          |            |           |
| 2021    | 887,605     | 806,526  | 58,293    | 3,139,428  | 3,031,722 | 282,992   | 10,031,034               | 10,003,822 | 324,596   |
| 2022    | 888,202     | 692,062  | 103,676   | 2,909,295  | 2,863,895 | 262,701   | 9,730,193                | 9,554,832  | 518,829   |
| 2023    | 705,308     | 622,804  | 108,653   | 2,913,376  | 2,797,879 | 267,788   | 9,238,744                | 9,103,326  | 581,675   |
| 2023. 6 | 59,409      | 57,578   | 108,114   | 261,141  | 239,926   | 295,140   | 844,033                  | 843,981    | 543,194   |
| 7       | 59,572      | 52,387   | 100,048   | 237,565  | 221,181   | 305,504   | 750,522                  | 683,951    | 601,048   |
| 8       | 57,375      | 55,117   | 93,487    | 205,637  | 208,602   | 292,959   | 747,985                  | 668,270    | 672,244   |
| 9       | 59,794      | 54,414   | 101,680   | 219,269  | 219,913   | 280,863   | 730,408                  | 702,156    | 692,105   |
| 10      | 59,753      | 51,883   | 104,448   | 226,952  | 225,761   | 274,779   | 696,646                  | 716,841    | 656,174   |
| 11      | 58,187      | 46,273   | 109,618   | 230,007  | 232,165   | 265,622   | 768,314                  | 810,973    | 595,459   |
| 12      | 47,200      | 38,341   | 108,653   | 208,720  | 201,211   | 267,788   | 676,891                  | 677,837    | 581,675   |
| 2024. 1 | 34,681      | 37,758   | 99,519    | 263,736  | 242,717   | 282,506   | 723,168                  | 595,570    | 691,605   |
| 2       | 38,857      | 33,315   | 100,829   | 227,084  | 223,106   | 281,812   | 519,311                  | 527,724    | 669,958   |
| 3       | 40,657      | 36,654   | 97,709    | 259,412  | 245,274   | 289,986   | 694,715                  | 661,822    | 693,843   |
| 4       | 42,460      | 34,813   | 100,646   | 262,582  | 240,473   | 306,897   | 687,421                  | 699,009    | 668,792   |
| 5       | 31,862      | 29,422   | 97,987    | 238,299  | 233,407   | 306,301   | 670,000                  | 688,407    | 635,336   |
| 6       | 30,078      | 24,574   | 99,897    | 233,978  | 226,672   | 307,841   | 656,103                  | 684,722    | 592,985   |
| 7       | 30,769      | 29,428   | 98,877    | 211,695  | 237,221   | 326,673   | 576,548                  | 605,145    | 549,861   |
| 8       | 31,625      | 29,027   | 92,572    | 241,619  | 223,663   | 325,522   | 587,837                  | 606,168    | 516,755   |
| 9       | 42,458      | 27,066   | 103,554   | 225,948  | 208,305   | 332,379   | 586,577                  | 524,490    | 563,739   |
|         | PC          |          |           | Carbon steel wires for cold heading and cold forging |           |           | Stainless steel wire     |            |           |
|         | PC wire     |          |           |  |           |           |                          |            |           |
|         | Production  | Shipment | Inventory | Production   | Shipment  | Inventory | Production               | Shipment   | Inventory |
|         | M/T         |          |           | M/T  |           |           | M/T                      |            |           |
| 2021    | 232,862     | 229,979  | 9,664     | 785,432  | 765,989   | 43,199    | 89,003                   | 85,863     | 5,874     |
| 2022    | 197,727     | 195,186  | 10,970    | 689,199  | 678,977   | 34,785    | 82,711                   | 78,101     | 6,330     |
| 2023    | 164,977     | 166,328  | 9,223     | 756,475  | 725,948   | 38,860    | 70,956                   | 67,972     | 6,645     |
| 2023. 6 | 14,318      | 14,832   | 8,599     | 62,815   | 59,813    | 43,287    | 5,949                    | 5,846      | 6,543     |
| 7       | 13,487      | 12,518   | 9,660     | 59,841   | 58,300    | 43,491    | 6,019                    | 5,712      | 6,677     |
| 8       | 11,495      | 11,650   | 9,347     | 57,723   | 57,185    | 42,264    | 5,342                    | 5,338      | 6,458     |
| 9       | 11,344      | 10,648   | 9,961     | 61,639   | 60,662    | 39,948    | 5,789                    | 5,696      | 6,308     |
| 10      | 13,197      | 13,266   | 9,861     | 63,647   | 61,135    | 39,135    | 5,937                    | 5,700      | 6,333     |
| 11      | 14,278      | 14,395   | 9,741     | 65,379   | 66,265    | 35,925    | 5,892                    | 5,688      | 6,299     |
| 12      | 12,207      | 12,722   | 9,223     | 62,363   | 55,420    | 38,860    | 5,371                    | 4,816      | 6,645     |
| 2024. 1 | 13,670      | 12,738   | 10,599    | 64,579   | 61,334    | 40,645    | 5,449                    | 5,604      | 6,353     |
| 2       | 11,367      | 10,984   | 10,974    | 55,282   | 54,711    | 36,311    | 4,821                    | 4,943      | 5,966     |
| 3       | 12,390      | 12,994   | 10,340    | 68,090   | 64,167    | 37,809    | 5,824                    | 5,657      | 5,239     |
| 4       | 12,687      | 12,979   | 10,040    | 69,167   | 72,559    | 42,371    | 5,688                    | 5,577      | 5,342     |
| 5       | 10,698      | 12,166   | 8,478     | 66,390   | 64,042    | 41,963    | 6,089                    | 5,916      | 5,298     |
| 6       | 11,114      | 11,074   | 8,500     | 64,916   | 62,894    | 42,772    | 5,945                    | 5,943      | 5,028     |
| 7       | 9,833       | 9,972    | 8,350     | 58,948   | 59,147    | 40,069    | 5,866                    | 5,447      | 5,241     |
| 8       | 7,731       | 8,890    | 7,164     | 60,583   | 58,460    | 39,641    | 4,869                    | 4,969      | 4,941     |
| 9       | 8,649       | 8,740    | 7,077     | 57,617   | 55,688    | 37,760    | 5,141                    | 4,960      | 4,921     |



13. Volume of Production, Shipment, Inventory (Cont'd) <sup>1)2)</sup>

| Section    |           |           | Hard drawn steel wire |          |           |         |
|------------|-----------|-----------|-----------------------|----------|-----------|---------|
| Production | Shipment  | Inventory | Production            | Shipment | Inventory |         |
| M/T        |           |           | M/T                   |          |           |         |
| 4,143,826  | 4,089,178 | 372,523   | 274,202               | 261,331  | 22,917    |         |
| 4,008,648  | 4,003,963 | 343,947   | 220,393               | 209,591  | 19,487    | 2022    |
| 3,731,402  | 3,610,268 | 399,130   | 215,098               | 203,063  | 20,411    | 2023    |
| 279,608    | 320,190   | 358,229   | 17,384                | 16,547   | 21,208    | 6. 2023 |
| 299,704    | 280,299   | 374,697   | 19,254                | 18,426   | 21,125    | 7       |
| 290,766    | 278,795   | 357,693   | 16,255                | 15,740   | 20,812    | 8       |
| 282,140    | 291,839   | 347,784   | 17,359                | 17,393   | 20,004    | 9       |
| 296,224    | 286,521   | 357,298   | 18,656                | 17,014   | 20,743    | 10      |
| 281,655    | 292,672   | 344,812   | 20,142                | 19,312   | 20,678    | 11      |
| 306,065    | 254,684   | 399,130   | 19,285                | 18,685   | 20,411    | 12      |
| 360,040    | 298,925   | 454,856   | 20,102                | 16,747   | 22,992    | 1. 2024 |
| 276,733    | 270,917   | 438,479   | 17,610                | 17,481   | 22,507    | 2       |
| 285,592    | 306,481   | 419,089   | 19,736                | 19,253   | 22,196    | 3       |
| 224,244    | 260,883   | 382,363   | 20,386                | 18,339   | 24,228    | 4       |
| 277,630    | 312,145   | 347,786   | 19,702                | 18,568   | 24,537    | 5       |
| 295,514    | 272,426   | 370,110   | 20,568                | 19,337   | 24,963    | 6       |
| 208,743    | 257,098   | 321,427   | 20,501                | 19,535   | 24,852    | 7       |
| 263,841    | 272,297   | 312,900   | 17,142                | 16,418   | 24,930    | 8       |
| 236,994    | 205,255   | 344,446   | 17,800                | 16,290   | 25,751    | 9       |

| Galvanized low carbon steel wire |          |           | Steel cord and tire bead wire |          |           |         |
|----------------------------------|----------|-----------|-------------------------------|----------|-----------|---------|
| Production                       | Shipment | Inventory | Production                    | Shipment | Inventory |         |
| M/T                              |          |           | M/T                           |          |           |         |
| 78,133                           | 59,225   | 5,277     | 218,329                       | 217,230  | 10,946    |         |
| 68,600                           | 53,146   | 3,872     | 192,950                       | 192,766  | 9,734     | 2022    |
| 49,788                           | 36,590   | 3,611     | 168,655                       | 169,012  | 7,816     | 2023    |
| 4,324                            | 3,038    | 3,890     | 13,814                        | 14,115   | 10,189    | 6. 2023 |
| 3,840                            | 2,806    | 3,913     | 14,953                        | 14,549   | 10,588    | 7       |
| 4,015                            | 2,563    | 4,216     | 12,167                        | 13,237   | 9,517     | 8       |
| 3,677                            | 2,707    | 4,149     | 13,066                        | 13,702   | 8,720     | 9       |
| 3,469                            | 2,539    | 3,876     | 12,550                        | 11,981   | 9,287     | 10      |
| 4,234                            | 3,276    | 3,758     | 12,645                        | 13,495   | 8,925     | 11      |
| 4,003                            | 2,992    | 3,611     | 13,160                        | 14,104   | 7,816     | 12      |
| 4,502                            | 3,207    | 3,713     | 14,051                        | 13,672   | 8,196     | 1. 2024 |
| 3,644                            | 2,467    | 3,859     | 12,940                        | 13,468   | 7,666     | 2       |
| 3,880                            | 2,559    | 4,348     | 14,613                        | 15,121   | 7,156     | 3       |
| 3,790                            | 3,055    | 4,156     | 14,409                        | 12,683   | 8,883     | 4       |
| 3,494                            | 2,603    | 4,003     | 13,215                        | 12,723   | 9,374     | 5       |
| 3,663                            | 2,850    | 4,061     | 12,471                        | 13,642   | 8,202     | 6       |
| 3,237                            | 2,430    | 4,035     | 13,539                        | 12,542   | 9,162     | 7       |
| 3,327                            | 2,253    | 4,167     | 9,779                         | 10,467   | 8,472     | 8       |
| 2,223                            | 2,203    | 3,462     | 9,441                         | 10,203   | 7,782     | 9       |

13. ( )<sup>1)2)</sup>

|         | Color steel sheet |           |           | Copper bars |          |           |
|---------|-------------------|-----------|-----------|-------------|----------|-----------|
|         | Production        | Shipment  | Inventory | Production  | Shipment | Inventory |
|         | M/T               |           |           | M/T         |          |           |
| 2021    | 2,282,330         | 2,203,588 | 120,656   | 225,033     | 216,854  | 24,059    |
| 2022    | 2,041,400         | 2,091,767 | 97,775    | 202,258     | 204,654  | 21,876    |
| 2023    | 2,230,553         | 2,249,821 | 108,493   | 196,195     | 195,381  | 23,595    |
| 2023. 6 | 198,755           | 195,353   | 114,396   | 16,748      | 17,004   | 25,761    |
| 7       | 191,580           | 193,992   | 111,354   | 16,395      | 16,297   | 26,018    |
| 8       | 189,023           | 192,197   | 103,885   | 13,395      | 14,582   | 24,839    |
| 9       | 187,726           | 186,922   | 104,027   | 15,277      | 15,242   | 24,888    |
| 10      | 194,141           | 187,465   | 107,168   | 15,384      | 15,025   | 25,178    |
| 11      | 189,851           | 188,565   | 106,543   | 16,203      | 16,550   | 24,883    |
| 12      | 181,654           | 177,954   | 108,493   | 15,582      | 16,484   | 23,595    |
| 2024. 1 | 196,541           | 201,143   | 103,134   | 17,656      | 16,500   | 21,287    |
| 2       | 191,688           | 181,849   | 112,417   | 15,338      | 16,819   | 19,835    |
| 3       | 209,164           | 207,631   | 112,646   | 17,419      | 17,175   | 19,940    |
| 4       | 198,365           | 216,326   | 96,775    | 17,550      | 18,369   | 19,725    |
| 5       | 215,001           | 204,552   | 106,526   | 17,328      | 16,613   | 19,862    |
| 6       | 203,308           | 199,536   | 105,088   | 14,262      | 13,350   | 20,115    |
| 7       | 210,001           | 205,298   | 108,289   | 14,200      | 13,659   | 20,414    |
| 8       | 207,581           | 205,488   | 109,498   | 12,907      | 12,103   | 21,717    |
| 9       | 190,691           | 186,188   | 112,420   | 12,559      | 13,044   | 20,510    |

|         | Aluminium foil |          |           | Internal combustion engine for motor vehicles |           |           |
|---------|----------------|----------|-----------|---|-----------|-----------|
|         | Production     | Shipment | Inventory | Production                                    | Shipment  | Inventory |
|         | M/T            |          |           | Each  |           |           |
| 2021    | 118,681        | 117,878  | 3,161     | 3,938,069                                     | 890,674   | 47,090    |
| 2022    | 120,508        | 116,967  | 3,964     | 4,042,673                                     | 910,597   | 46,185    |
| 2023    | 100,351        | 98,846   | 3,628     | 4,260,651                                     | 1,002,006 | 45,848    |
| 2023. 6 | 8,087          | 8,016    | 3,821     | 379,483                                       | 89,611    | 56,883    |
| 7       | 8,082          | 8,117    | 3,428     | 363,444                                       | 87,595    | 72,627    |
| 8       | 7,987          | 7,883    | 3,714     | 337,270                                       | 74,596    | 78,037    |
| 9       | 8,135          | 8,008    | 3,776     | 314,123                                       | 76,843    | 78,751    |
| 10      | 8,006          | 7,883    | 3,916     | 326,935                                       | 71,592    | 78,701    |
| 11      | 7,955          | 7,718    | 4,124     | 348,866                                       | 78,702    | 61,374    |
| 12      | 7,356          | 7,501    | 3,628     | 343,393                                       | 79,669    | 45,848    |
| 2024. 1 | 8,206          | 8,023    | 3,689     | 352,444                                       | 82,179    | 53,199    |
| 2       | 7,939          | 7,736    | 3,824     | 296,014                                       | 70,103    | 58,383    |
| 3       | 8,374          | 8,129    | 3,983     | 344,329                                       | 67,009    | 57,186    |
| 4       | 8,724          | 8,559    | 3,955     | 352,089                                       | 75,315    | 45,841    |
| 5       | 8,477          | 8,551    | 3,865     | 334,873                                       | 66,908    | 34,360    |
| 6       | 8,367          | 8,388    | 3,788     | 342,580                                       | 76,310    | 33,260    |
| 7       | 8,305          | 8,268    | 3,963     | 315,277                                       | 74,715    | 43,461    |
| 8       | 8,311          | 7,644    | 4,538     | 351,177                                       | 84,366    | 52,376    |
| 9       | 7,806          | 7,632    | 4,807     | 309,600                                       | 68,733    | 59,710    |

13. Volume of Production, Shipment, Inventory (Cont'd) <sup>1)2)</sup>

| Copper wire bar |          |           | Aluminium plates |           |           |         |
|-----------------|----------|-----------|------------------|-----------|-----------|---------|
| Production      | Shipment | Inventory | Production       | Shipment  | Inventory |         |
| M/T             |          |           | M/T              |           |           |         |
| 524,952         | 431,930  | 11,406    | 1,058,249        | 1,053,869 | 40,525    |         |
| 534,660         | 439,258  | 10,201    | 1,057,352        | 1,063,522 | 33,668    | 2022    |
| 501,255         | 438,669  | 8,326     | 1,006,505        | 1,008,989 | 32,494    | 2023    |
| 42,185          | 36,293   | 7,469     | 84,899           | 88,147    | 35,377    | 6. 2023 |
| 42,800          | 37,442   | 6,886     | 82,326           | 83,813    | 34,045    | 7       |
| 41,175          | 36,006   | 6,544     | 88,650           | 87,710    | 34,995    | 8       |
| 36,944          | 33,915   | 5,711     | 83,983           | 87,246    | 31,732    | 9       |
| 42,554          | 36,638   | 7,317     | 91,955           | 93,027    | 30,805    | 10      |
| 44,834          | 38,607   | 8,198     | 75,272           | 74,769    | 31,304    | 11      |
| 40,259          | 34,402   | 8,326     | 81,433           | 80,323    | 32,494    | 12      |
| 45,528          | 38,808   | 7,975     | 95,026           | 96,186    | 31,386    | 1. 2024 |
| 44,429          | 39,747   | 7,375     | 79,069           | 75,765    | 34,603    | 2       |
| 47,747          | 41,345   | 8,125     | 95,436           | 99,257    | 30,984    | 3       |
| 46,829          | 39,997   | 9,661     | 92,097           | 89,489    | 34,359    | 4       |
| 43,902          | 38,298   | 8,968     | 92,593           | 87,881    | 37,280    | 5       |
| 42,182          | 34,397   | 10,080    | 89,992           | 91,859    | 35,182    | 6       |
| 44,869          | 36,348   | 11,813    | 86,896           | 87,302    | 34,741    | 7       |
| 40,177          | 35,279   | 9,746     | 90,956           | 87,338    | 38,316    | 8       |
| 38,142          | 33,343   | 9,337     | 80,740           | 78,050    | 40,549    | 9       |

| Production, collection and distribution of electricity |          |           | 가<br>Manufacture of gas, distribution of gaseous fuel through mains |            |           |         |
|--|----------|-----------|---|------------|-----------|---------|
| Production   | Shipment | Inventory | Production  | Shipment   | Inventory |         |
| GWH  |          |           | 1,000m <sup>3</sup>   |            |           |         |
| 568,151  | 527,273  | 0         | 24,835,218  | 24,835,218 | 0         |         |
| 585,868  | 543,590  | 0         | 25,274,712  | 25,274,712 | 0         | 2022    |
| 592,592  | 550,586  | 0         | 23,458,524  | 23,458,524 | 0         | 2023    |
| 47,415   | 44,063   | 0         | 1,221,047   | 1,221,047  | 0         | 6. 2023 |
| 53,591   | 49,682   | 0         | 1,197,361   | 1,197,361  | 0         | 7       |
| 55,583   | 51,478   | 0         | 1,161,342   | 1,161,342  | 0         | 8       |
| 48,427   | 44,920   | 0         | 1,155,667   | 1,155,667  | 0         | 9       |
| 45,131   | 41,897   | 0         | 1,360,693   | 1,360,693  | 0         | 10      |
| 48,204   | 44,570   | 0         | 2,115,937   | 2,115,937  | 0         | 11      |
| 52,883   | 49,132   | 0         | 3,195,046   | 3,195,046  | 0         | 12      |
| 54,696   | 50,861   | 0         | 3,611,972   | 3,611,972  | 0         | 1. 2024 |
| 47,566   | 44,210   | 0         | 2,973,136   | 2,973,136  | 0         | 2       |
| 49,865   | 46,398   | 0         | 2,652,359   | 2,652,359  | 0         | 3       |
| 44,382   | 41,271   | 0         | 1,840,204   | 1,840,204  | 0         | 4       |
| 45,729   | 42,484   | 0         | 1,503,981   | 1,503,981  | 0         | 5       |
| 47,700   | 44,468   | 0         | 1,290,584   | 1,290,584  | 0         | 6       |
| 54,822   | 51,093   | 0         | 1,264,815   | 1,264,815  | 0         | 7       |
| 59,176   | 55,155   | 0         | 1,211,117   | 1,211,117  | 0         | 8       |
| 50,818   | 47,147   | 0         | 1,113,294   | 1,113,294  | 0         | 9       |

14.

1)2)

₩C25. 가 - C31. 가  
( )

65%

: 10

|              | 3)                        |                     |                   |                                 |           |                |                          | 4)                              |                                      |  |                         |              |  |
|--------------|---------------------------|---------------------|-------------------|---------------------------------|-----------|----------------|--------------------------|---------------------------------|--------------------------------------|--|-------------------------|--------------|--|
|              | Domestic                  | Government & public | Government        | Local government                | Transport | Electric power | Others                   | Private                         | Manufacturing                        | Food stuffs                                | 가                       |              |  |
|              |                           |                     |                   |                                 |           |                |                          |                                 |                                      |  | Textile leather goods   | Pulp & paper |  |
| 2018         | 27,086.7                  | 2,532.6             | 62.8              | 204.4                           | 694.3     | 1,463.3        | 107.7                    | 24,554.1                        | 15,547.7                             | 326.9                                      | 124.6                   | 67.9         |  |
| 2019         | 25,141.2                  | 1,700.5             | 24.9              | 253.4                           | 638.5     | 618.1          | 165.6                    | 23,440.7                        | 13,963.7                             | 313.5                                      | 120.8                   | 66.2         |  |
| 2020         | 26,340.1                  | 1,646.4             | 120.9             | 306.6                           | 275.0     | 601.5          | 342.4                    | 24,693.6                        | 15,061.0                             | 421.0                                      | 129.4                   | 82.6         |  |
| 2021         | 35,221.2                  | 2,662.5             | 452.9             | 269.5                           | 1,031.9   | 676.7          | 231.5                    | 32,558.7                        | 22,174.8                             | 543.9                                      | 139.8                   | 69.1         |  |
| 2022         | 35,613.6                  | 2,021.2             | 356.1             | 442.3                           | 462.4     | 562.5          | 197.9                    | 33,592.5                        | 23,634.7                             | 477.1                                      | 109.1                   | 50.0         |  |
| 2023         | 34,346.1                  | 3,836.5             | 364.1             | 293.3                           | 1,448.5   | 731.8          | 998.7                    | 30,509.6                        | 21,674.9                             | 391.3                                      | 80.6                    | 31.7         |  |
| 2023. 9      | 2,363.6                   | 188.2               | 50.3              | 21.9                            | 69.3      | 26.2           | 20.6                     | 2,175.4                         | 1,526.8                              | 24.8                                       | 8.4                     | 2.9          |  |
| 10           | 2,762.2                   | 141.7               | 6.0               | 28.0                            | 47.5      | 40.2           | 19.9                     | 2,620.5                         | 1,885.1                              | 33.5                                       | 5.6                     | 2.5          |  |
| 11           | 3,112.9                   | 266.4               | 117.3             | 28.6                            | 46.3      | 50.2           | 24.0                     | 2,846.5                         | 1,974.4                              | 26.0                                       | 7.3                     | 3.1          |  |
| 12           | 2,975.6                   | 321.6               | 5.4               | 18.1                            | 240.0     | 27.2           | 30.9                     | 2,654.0                         | 1,941.3                              | 18.6                                       | 2.7                     | 1.2          |  |
| 2024. 1      | 2,649.3                   | 388.5               | 4.2               | 16.3                            | 290.9     | 46.6           | 30.4                     | 2,260.8                         | 1,541.0                              | 17.5                                       | 7.0                     | 2.5          |  |
| 2            | 2,850.7                   | 480.3               | 5.6               | 24.9                            | 343.9     | 95.6           | 10.3                     | 2,370.4                         | 1,451.1                              | 24.2                                       | 9.4                     | 4.2          |  |
| 3            | 3,308.6                   | 402.7               | 9.3               | 22.0                            | 288.4     | 54.6           | 28.4                     | 2,906.0                         | 1,370.4                              | 28.5                                       | 7.4                     | 3.3          |  |
| 4            | 3,020.9                   | 450.4               | 7.0               | 17.7                            | 225.2     | 100.0          | 100.5                    | 2,570.5                         | 1,847.2                              | 24.0                                       | 6.6                     | 3.5          |  |
| 5            | 2,819.2                   | 241.3               | 6.2               | 16.4                            | 172.2     | 31.0           | 15.5                     | 2,577.9                         | 1,895.4                              | 22.7                                       | 7.4                     | 3.8          |  |
| 6            | 2,595.3                   | 155.6               | 21.5              | 33.7                            | 52.8      | 37.1           | 10.5                     | 2,439.6                         | 1,721.9                              | 24.8                                       | 7.4                     | 4.1          |  |
| 7            | 3,970.0                   | 952.9               | 10.3              | 44.6                            | 626.4     | 91.4           | 180.2                    | 3,017.2                         | 2,387.4                              | 22.6                                       | 6.6                     | 3.8          |  |
| 8            | 2,856.5                   | 275.5               | 8.4               | 61.2                            | 30.4      | 157.2          | 18.3                     | 2,581.0                         | 1,892.5                              | 24.9                                       | 7.1                     | 4.0          |  |
| 9            | 2,454.5                   | 130.1               | 6.3               | 15.5                            | 28.6      | 66.8           | 12.8                     | 2,324.5                         | 1,663.5                              | 20.1                                       | 6.2                     | 3.3          |  |
| By consumers |                           |                     |                   |                                 |           |                |                          |                                 |                                      |  |                         |              |  |
| Private      |                           |                     |                   |                                 |           |                |                          |                                 |                                      |  |                         |              |  |
|              | Other transport equipment | Other manufacturing | Non-manufacturing | Agriculture, forestry & fishery | Mining    | Construction   | Whole sale & retail sale | Transportation & communications | Financial intermediation & insurance | Real estate, renting & business activities | Other non-manufacturing |              |  |
| 2018         | 2,300.6                   | 303.4               | 9,006.4           | 377.1                           | 34.1      | 1,928.0        | 1,774.0                  | 3,268.5                         | 176.5                                | 808.2                                      | 640.0                   |              |  |
| 2019         | 2,074.2                   | 235.5               | 9,477.0           | 459.6                           | 33.8      | 1,888.2        | 1,902.7                  | 3,663.6                         | 193.1                                | 738.8                                      | 597.2                   |              |  |
| 2020         | 1,540.0                   | 206.0               | 9,632.6           | 570.5                           | 35.4      | 1,805.1        | 2,118.5                  | 3,586.8                         | 154.1                                | 709.5                                      | 652.7                   |              |  |
| 2021         | 3,171.6                   | 250.1               | 10,383.9          | 713.7                           | 33.3      | 2,091.5        | 1,797.7                  | 3,658.6                         | 123.6                                | 1,038.0                                    | 927.6                   |              |  |
| 2022         | 3,741.0                   | 152.1               | 9,957.8           | 697.1                           | 27.4      | 2,246.7        | 1,673.9                  | 3,040.2                         | 142.8                                | 1,019.0                                    | 1,110.7                 |              |  |
| 2023         | 3,212.7                   | 141.9               | 8,834.7           | 664.2                           | 14.4      | 1,872.8        | 1,542.8                  | 2,949.4                         | 311.2                                | 638.0                                      | 842.0                   |              |  |
| 2023. 9      | 118.3                     | 21.0                | 648.7             | 44.8                            | 1.4       | 136.0          | 97.2                     | 243.7                           | 15.0                                 | 48.9                                       | 61.6                    |              |  |
| 10           | 222.4                     | 18.3                | 735.4             | 64.6                            | 0.7       | 163.5          | 93.6                     | 256.5                           | 14.1                                 | 58.1                                       | 84.5                    |              |  |
| 11           | 216.7                     | 25.6                | 872.2             | 54.3                            | 0.5       | 190.5          | 110.3                    | 313.9                           | 64.5                                 | 49.3                                       | 88.8                    |              |  |
| 12           | 127.5                     | 11.2                | 712.6             | 47.4                            | 0.2       | 154.9          | 85.3                     | 258.5                           | 86.6                                 | 21.8                                       | 58.0                    |              |  |
| 2024. 1      | 264.2                     | 15.9                | 719.8             | 54.9                            | 1.6       | 220.4          | 77.8                     | 235.9                           | 11.5                                 | 71.7                                       | 46.0                    |              |  |
| 2            | 209.4                     | 33.5                | 919.4             | 73.8                            | 0.7       | 194.2          | 98.8                     | 357.5                           | 14.4                                 | 77.1                                       | 102.9                   |              |  |
| 3            | 118.5                     | 15.3                | 1,535.6           | 116.7                           | 0.3       | 176.4          | 134.3                    | 810.7                           | 12.4                                 | 186.2                                      | 98.6                    |              |  |
| 4            | 513.7                     | 13.6                | 723.3             | 63.6                            | 1.9       | 194.9          | 102.4                    | 243.4                           | 9.5                                  | 43.2                                       | 64.5                    |              |  |
| 5            | 138.8                     | 28.5                | 682.5             | 65.6                            | 1.9       | 140.7          | 103.8                    | 229.3                           | 10.5                                 | 62.5                                       | 68.1                    |              |  |
| 6            | 152.3                     | 16.2                | 717.7             | 42.2                            | 1.9       | 129.0          | 117.1                    | 247.8                           | 9.4                                  | 39.7                                       | 130.6                   |              |  |
| 7            | 334.9                     | 12.2                | 629.8             | 36.0                            | 1.7       | 131.6          | 114.0                    | 242.2                           | 6.1                                  | 33.5                                       | 64.7                    |              |  |
| 8            | 535.4                     | 21.2                | 688.6             | 30.2                            | 1.6       | 125.4          | 148.6                    | 256.7                           | 8.3                                  | 39.1                                       | 78.7                    |              |  |
| 9            | 164.3                     | 13.6                | 661.0             | 33.4                            | 1.5       | 123.2          | 89.5                     | 276.2                           | 6.0                                  | 46.0                                       | 85.3                    |              |  |

: 1) 가 (2015=100) 가  
 2) 2 가 3) = +  
 4) = +  
 :

## 14. Value of Machinery Orders Received by Consumers and Products <sup>1)2)</sup>

Data are the results of the Machinery Orders Received Survey. The population of the survey is establishments which produce machinery for equipment among establishments classified as <sup>3</sup>C25. Manufacture of Fabricated Metal Products ~ C31. Manufacture of Other Transport Equipment<sub>a</sub> according to Korean Standard Industrial Classification. Establishments whose production of machinery for equipment occupies about 65 percent out of the total value are selected as a sample. The Value of machinery orders received by consumer and kind of machine is calculated at constant prices (excluding vessels)

In billion won

| By consumers           |                   |                  |                      |                            |                               |                             |   |                       |  |         |         |
|------------------------|-------------------|------------------|----------------------|----------------------------|-------------------------------|-----------------------------|---|-----------------------|--|---------|---------|
| Private                |                   |                  |                      |                            |                               |                             |   |                       |  |         |         |
| Manufacturing          |                   |                  |                      |                            |                               |                             |   |                       |  |         |         |
| Petroleum & coal prod. | Chemical products | Rubber & plastic | Non-metallic mineral | 1<br>Basic metals          | 가<br>Fabricated metal         | Other machinery & equipment | Electronic & TV communication equipment | Electrical equipment  | Medical, precision & optical instruments | Car     |         |
| 204.1                  | 345.6             | 258.4            | 80.1                 | 369.3                      | 163.5                         | 1,321.3                     | 6,230.6                                 | 849.6                 | 157.8                                    | 2,443.9 | 2018    |
| 278.7                  | 417.5             | 257.2            | 80.4                 | 310.3                      | 192.9                         | 1,197.8                     | 5,832.2                                 | 705.9                 | 153.8                                    | 1,726.9 | 2019    |
| 171.9                  | 336.6             | 260.8            | 83.2                 | 278.7                      | 175.9                         | 1,152.3                     | 7,622.2                                 | 776.7                 | 154.8                                    | 1,669.0 | 2020    |
| 222.2                  | 479.8             | 329.3            | 79.6                 | 439.0                      | 173.2                         | 1,462.8                     | 10,874.8                                | 1,968.3               | 175.6                                    | 1,795.8 | 2021    |
| 172.1                  | 705.0             | 280.4            | 66.8                 | 407.9                      | 249.4                         | 1,775.0                     | 11,998.9                                | 1,677.3               | 260.0                                    | 1,512.6 | 2022    |
| 132.6                  | 1,062.6           | 305.3            | 39.0                 | 312.8                      | 144.8                         | 1,484.5                     | 10,282.1                                | 1,886.2               | 372.8                                    | 1,794.3 | 2023    |
| 28.0                   | 130.9             | 14.2             | 3.6                  | 22.1                       | 10.3                          | 115.9                       | 746.7                                   | 124.6                 | 39.0                                     | 116.2   | 9. 2023 |
| 7.9                    | 160.3             | 38.1             | 3.3                  | 21.4                       | 15.0                          | 117.2                       | 948.0                                   | 137.4                 | 32.6                                     | 121.6   | 10      |
| 8.1                    | 69.1              | 18.0             | 3.8                  | 22.8                       | 9.0                           | 106.3                       | 1,145.6                                 | 119.3                 | 31.7                                     | 162.0   | 11      |
| 5.2                    | 61.8              | 24.3             | 1.5                  | 16.9                       | 5.9                           | 112.8                       | 1,221.5                                 | 151.7                 | 27.9                                     | 150.7   | 12      |
| 7.6                    | 15.6              | 23.2             | 2.9                  | 21.2                       | 9.3                           | 125.6                       | 769.0                                   | 120.5                 | 37.8                                     | 101.2   | 1. 2024 |
| 12.8                   | 43.0              | 34.3             | 5.3                  | 21.7                       | 10.7                          | 112.0                       | 703.5                                   | 95.7                  | 32.8                                     | 98.7    | 2       |
| 10.1                   | 39.7              | 29.8             | 3.8                  | 23.3                       | 14.1                          | 112.0                       | 689.5                                   | 102.8                 | 33.6                                     | 138.6   | 3       |
| 8.7                    | 30.5              | 31.7             | 4.4                  | 23.2                       | 9.4                           | 108.1                       | 745.4                                   | 177.8                 | 35.6                                     | 111.0   | 4       |
| 8.7                    | 27.1              | 133.0            | 4.6                  | 23.9                       | 30.2                          | 121.6                       | 712.6                                   | 423.2                 | 32.5                                     | 177.0   | 5       |
| 9.4                    | 38.5              | 35.0             | 4.9                  | 19.7                       | 8.9                           | 127.4                       | 843.6                                   | 230.6                 | 35.9                                     | 163.4   | 6       |
| 8.1                    | 175.2             | 33.2             | 4.2                  | 18.9                       | 7.1                           | 103.8                       | 1,240.3                                 | 168.9                 | 41.0                                     | 206.6   | 7       |
| 8.1                    | 164.3             | 22.9             | 4.5                  | 14.4                       | 8.0                           | 101.2                       | 698.9                                   | 94.4                  | 25.4                                     | 157.7   | 8       |
| 7.5                    | 163.0             | 26.7             | 4.0                  | 14.5                       | 10.3                          | 99.5                        | 862.4                                   | 128.0                 | 28.4                                     | 111.7   | 9       |
| By products            |                   |                  |                      |                            |                               |                             |   |                       |  |         |         |
| Motors                 | Nuclear reactors  | Fired turbines   | Engines & turbines   | Internal combustion engine | Rotating electrical equipment | Special purpose machinery   | Agriculture, forestry & fishery         | Construction & mining |  |         |         |
| 2,941.5                | 394.1             | 652.7            | 0.0                  | 1,765.4                    | 129.2                         | 7,417.9                     | 387.5                                   | 1,151.7               |  |         | 2018    |
| 1,757.7                | 0.0               | 51.0             | 0.0                  | 1,471.8                    | 234.9                         | 6,830.6                     | 470.7                                   | 876.9                 |  |         | 2019    |
| 1,028.0                | 0.0               | 42.1             | 0.0                  | 985.8                      | 0.0                           | 8,969.5                     | 565.5                                   | 1,014.2               |  |         | 2020    |
| 2,689.2                | 0.0               | 61.9             | 0.0                  | 2,472.4                    | 154.8                         | 11,612.8                    | 702.8                                   | 1,439.1               |  |         | 2021    |
| 3,311.9                | 0.0               | 67.0             | 0.0                  | 2,858.3                    | 386.7                         | 12,450.5                    | 714.3                                   | 1,427.8               |  |         | 2022    |
| 2,438.5                | 0.0               | 62.0             | 0.0                  | 2,258.4                    | 118.2                         | 10,591.0                    | 679.6                                   | 992.7                 |  |         | 2023    |
| 70.1                   | 0.0               | 5.9              | 0.0                  | 55.0                       | 9.2                           | 634.2                       | 46.6                                    | 66.8                  |  |         | 9. 2023 |
| 180.3                  | 0.0               | 4.1              | 0.0                  | 162.6                      | 13.6                          | 890.1                       | 66.1                                    | 74.0                  |  |         | 10      |
| 170.4                  | 0.0               | 3.9              | 0.0                  | 162.1                      | 4.5                           | 797.4                       | 55.8                                    | 81.2                  |  |         | 11      |
| 41.3                   | 0.0               | 9.3              | 0.0                  | 27.3                       | 4.7                           | 1,167.0                     | 48.8                                    | 31.0                  |  |         | 12      |
| 182.1                  | 0.0               | 2.3              | 0.0                  | 179.5                      | 0.3                           | 901.1                       | 56.6                                    | 130.9                 |  |         | 1. 2024 |
| 155.7                  | 0.0               | 4.0              | 0.0                  | 140.6                      | 11.2                          | 781.4                       | 75.2                                    | 94.2                  |  |         | 2       |
| 160.2                  | 0.0               | 2.8              | 0.0                  | 144.7                      | 12.7                          | 746.2                       | 119.7                                   | 98.5                  |  |         | 3       |
| 429.1                  | 0.0               | 6.6              | 0.0                  | 416.9                      | 5.6                           | 834.8                       | 66.0                                    | 80.0                  |  |         | 4       |
| 97.7                   | 0.0               | 1.8              | 0.0                  | 92.7                       | 3.2                           | 889.8                       | 69.4                                    | 81.1                  |  |         | 5       |
| 168.0                  | 0.0               | 4.4              | 0.0                  | 95.8                       | 67.8                          | 906.5                       | 45.8                                    | 65.5                  |  |         | 6       |
| 251.0                  | 0.0               | 4.6              | 0.0                  | 243.6                      | 2.8                           | 995.8                       | 38.2                                    | 55.1                  |  |         | 7       |
| 512.1                  | 0.0               | 4.6              | 0.0                  | 493.8                      | 13.7                          | 602.8                       | 32.3                                    | 59.4                  |  |         | 8       |
| 145.7                  | 0.0               | 4.1              | 0.0                  | 116.5                      | 25.1                          | 854.7                       | 35.5                                    | 70.7                  |  |         | 9       |

Note: 1) The constant values of orders received are the current money values deflated or adjusted by the producer prices.(2015=100)

2) Recent two month data are preliminary.

3) Domestic demand=Government &amp; public private

4) Private demand=Manufacturing + Non-manufacturing

Source : Statistics Korea.

14. ( )<sup>1)2)</sup>  
Value of Machinery Orders Received by Consumers and Products (Cont'd)

: 10

In billion won

|         | By products      |                    |                        |                                   |                         |                         |                           |         |                    |                              |
|---------|------------------|--------------------|------------------------|-----------------------------------|-------------------------|-------------------------|---------------------------|---------|--------------------|------------------------------|
|         |                  |                    |                        | 가                                 |                         |                         | General purpose machinery | 가       | Pump & compressors | Conveying elevators & others |
|         | Textile & sewing | Robot for industry | Others special purpose | Metal cutting & forming machinery | Metal cutting machinery | Metal forming machinery |                           |         |                    |                              |
| 2018    | 0.0              | 461.2              | 5,417.5                | 1,969.2                           | 1,492.9                 | 476.3                   | 2,571.3                   | 731.0   | 685.3              | 1,154.9                      |
| 2019    | 0.0              | 509.0              | 4,974.0                | 1,096.3                           | 904.6                   | 191.8                   | 2,904.1                   | 869.7   | 821.9              | 1,212.5                      |
| 2020    | 0.0              | 615.1              | 6,774.7                | 677.9                             | 474.6                   | 203.3                   | 2,504.9                   | 810.5   | 761.8              | 932.6                        |
| 2021    | 16.1             | 638.3              | 8,816.6                | 1,052.3                           | 919.9                   | 132.5                   | 3,944.4                   | 1,222.3 | 1,589.8            | 1,132.3                      |
| 2022    | 23.2             | 606.1              | 9,679.1                | 1,064.7                           | 947.0                   | 117.7                   | 3,915.2                   | 1,100.4 | 1,730.2            | 1,084.5                      |
| 2023    | 19.0             | 710.0              | 8,189.7                | 1,062.1                           | 911.7                   | 150.5                   | 3,675.5                   | 982.5   | 1,251.8            | 1,441.2                      |
| 2023. 9 | 0.6              | 39.8               | 480.3                  | 73.7                              | 60.5                    | 13.2                    | 273.1                     | 102.2   | 78.1               | 92.8                         |
| 10      | 0.4              | 43.3               | 706.3                  | 91.3                              | 81.1                    | 10.2                    | 262.0                     | 68.4    | 85.3               | 108.2                        |
| 11      | 0.5              | 68.9               | 590.9                  | 71.4                              | 59.8                    | 11.6                    | 254.5                     | 55.5    | 101.4              | 97.6                         |
| 12      | 0.5              | 72.9               | 1,013.8                | 96.2                              | 66.1                    | 30.1                    | 331.6                     | 59.4    | 154.0              | 118.2                        |
| 2024. 1 | 2.7              | 37.4               | 673.5                  | 79.4                              | 73.6                    | 5.8                     | 264.6                     | 75.0    | 97.2               | 92.4                         |
| 2       | 0.0              | 35.4               | 576.7                  | 74.3                              | 69.9                    | 4.4                     | 219.1                     | 66.7    | 73.6               | 78.8                         |
| 3       | 0.0              | 46.5               | 481.6                  | 83.7                              | 67.6                    | 16.1                    | 273.5                     | 92.4    | 101.5              | 79.6                         |
| 4       | 0.3              | 34.0               | 654.6                  | 74.3                              | 69.4                    | 4.9                     | 229.8                     | 79.1    | 69.3               | 81.4                         |
| 5       | 0.5              | 50.3               | 688.5                  | 97.1                              | 78.5                    | 18.7                    | 271.1                     | 78.1    | 79.8               | 113.2                        |
| 6       | 1.3              | 60.1               | 733.8                  | 88.8                              | 66.8                    | 22.0                    | 269.2                     | 78.9    | 96.0               | 94.3                         |
| 7       | 0.0              | 38.4               | 864.0                  | 75.1                              | 65.0                    | 10.2                    | 428.9                     | 92.5    | 139.9              | 196.5                        |
| 8       | 0.0              | 34.7               | 476.4                  | 44.4                              | 37.2                    | 7.1                     | 278.8                     | 78.0    | 124.0              | 76.8                         |
| 9       | 0.0              | 34.2               | 714.3                  | 51.3                              | 36.2                    | 15.0                    | 231.8                     | 59.5    | 87.0               | 85.3                         |

|         | By products                            |                         |                      |                |                          |                       |                           |                    |   |
|---------|--|-------------------------|----------------------|----------------|--------------------------|-----------------------|---------------------------|--------------------|---|
|         | Office accounting, computing machinery | Communication equipment | Electrical machinery | Motor vehicles | 가                        |                       | Other transport equipment | Railway & aircraft | Medical & precise process control equipment |
|         |  |                         |                      |                | Truck & special vehicles | Others motor vehicles |                           |                    |   |
| 2018    | 289.6                                  | 637.1                   | 2,747.6              | 7,359.5        | 4,428.6                  | 2,930.9               | 593.3                     | 593.3              | 559.7                                       |
| 2019    | 318.2                                  | 1,013.1                 | 2,729.4              | 7,293.8        | 4,441.1                  | 2,852.8               | 739.8                     | 739.8              | 458.0                                       |
| 2020    | 450.8                                  | 726.6                   | 2,752.8              | 7,947.0        | 5,403.5                  | 2,543.5               | 489.5                     | 489.5              | 792.9                                       |
| 2021    | 588.1                                  | 958.7                   | 3,240.1              | 8,470.7        | 6,212.2                  | 2,258.5               | 1,116.0                   | 1,116.0            | 1,548.8                                     |
| 2022    | 612.9                                  | 1,069.2                 | 3,206.8              | 7,145.7        | 5,496.2                  | 1,649.5               | 494.0                     | 494.0              | 2,342.7                                     |
| 2023    | 723.5                                  | 822.3                   | 3,432.4              | 6,267.3        | 4,122.6                  | 2,144.6               | 1,974.7                   | 1,974.7            | 3,358.8                                     |
| 2023. 9 | 35.9                                   | 82.5                    | 230.9                | 465.9          | 307.7                    | 158.2                 | 104.8                     | 104.8              | 392.7                                       |
| 10      | 34.9                                   | 71.6                    | 272.2                | 511.4          | 233.6                    | 277.7                 | 45.8                      | 45.8               | 402.6                                       |
| 11      | 45.4                                   | 57.8                    | 286.8                | 632.0          | 216.4                    | 415.6                 | 144.7                     | 144.7              | 652.7                                       |
| 12      | 48.8                                   | 77.4                    | 348.9                | 373.4          | 161.1                    | 212.3                 | 231.2                     | 231.2              | 259.9                                       |
| 2024. 1 | 42.3                                   | 79.0                    | 328.6                | 356.9          | 262.8                    | 94.1                  | 287.0                     | 287.0              | 128.2                                       |
| 2       | 37.0                                   | 78.7                    | 315.1                | 703.4          | 189.7                    | 513.7                 | 335.2                     | 335.2              | 150.8                                       |
| 3       | 38.8                                   | 83.0                    | 254.8                | 674.4          | 234.0                    | 440.4                 | 741.0                     | 741.0              | 253.1                                       |
| 4       | 27.6                                   | 64.3                    | 390.5                | 479.4          | 313.5                    | 165.8                 | 312.8                     | 312.8              | 178.3                                       |
| 5       | 32.4                                   | 55.1                    | 330.9                | 490.7          | 309.8                    | 180.9                 | 166.7                     | 166.7              | 387.8                                       |
| 6       | 40.7                                   | 59.4                    | 266.0                | 547.2          | 338.5                    | 208.7                 | 34.9                      | 34.9               | 214.5                                       |
| 7       | 28.9                                   | 52.5                    | 505.6                | 470.9          | 279.5                    | 191.4                 | 697.7                     | 697.7              | 463.5                                       |
| 8       | 25.8                                   | 58.2                    | 507.7                | 522.6          | 269.1                    | 253.5                 | 77.1                      | 77.1               | 227.1                                       |
| 9       | 23.5                                   | 80.6                    | 435.1                | 447.5          | 256.5                    | 191.0                 | 24.6                      | 24.6               | 159.8                                       |

## 15. ( )<sup>1)</sup> Product Index of Machinery for Equipment Investment (Original Index)

2020=100

|             |            |                   |          |                   |          |                   |        |                   | Inventory |
|-------------|------------|-------------------|----------|-------------------|----------|-------------------|--------|-------------------|-----------|
|             | Production | Excluding vessels | Shipment | Excluding vessels | Domestic | Excluding vessels | Export | Excluding vessels |           |
| 가 Weight 3) | 1,096.0    | 1,019.3           | 1,114.4  | 951.0             | 0.0      | 0.0               | 0.0    | 0.0               | 930.2     |
| 2016        | 110.2      | 107.0             | 113.8    | 109.6             | 101.0    | 102.7             | 127.1  | 120.8             | 76.2      |
| 2017        | 110.0      | 114.5             | 110.4    | 115.8             | 112.1    | 113.0             | 108.6  | 120.3             | 87.7      |
| 2018        | 103.4      | 109.2             | 102.9    | 109.3             | 106.2    | 107.6             | 99.3   | 112.0             | 84.5      |
| 2019        | 100.2      | 101.8             | 100.9    | 102.7             | 97.9     | 97.1              | 104.1  | 111.9             | 92.8      |
| 2020        | 100.0      | 100.0             | 100.0    | 100.0             | 100.0    | 100.0             | 100.0  | 100.0             | 99.5      |
| 2021        | 109.5      | 111.7             | 107.2    | 110.4             | 106.9    | 107.1             | 107.5  | 115.9             | 115.6     |
| 2022        | 112.8      | 113.8             | 109.9    | 110.9             | 109.4    | 109.0             | 110.4  | 114.0             | 141.6     |
| 2023        | 105.6      | 105.7             | 105.1    | 106.3             | 102.8    | 102.3             | 108.1  | 113.5             | 130.2     |
| 2021. 10    | 102.9      | 103.3             | 101.2    | 101.9             | 94.5     | 95.0              | 108.9  | 113.3             | 117.3     |
| 11          | 112.6      | 113.8             | 109.5    | 111.1             | 105.0    | 105.7             | 114.7  | 119.9             | 124.0     |
| 12          | 132.1      | 135.6             | 128.4    | 133.0             | 128.8    | 129.6             | 127.9  | 138.7             | 115.6     |
| 2022. 1     | 101.7      | 102.2             | 100.8    | 99.8              | 97.9     | 97.1              | 104.2  | 104.4             | 117.2     |
| 2           | 92.2       | 93.0              | 92.8     | 92.9              | 88.1     | 87.1              | 98.3   | 102.5             | 116.9     |
| 3           | 111.4      | 112.3             | 112.3    | 112.6             | 110.9    | 110.1             | 114.0  | 116.6             | 109.6     |
| 4           | 107.7      | 108.2             | 105.8    | 104.8             | 102.6    | 102.2             | 109.5  | 109.2             | 118.5     |
| 5           | 114.0      | 114.6             | 110.8    | 110.4             | 109.1    | 108.3             | 112.7  | 113.7             | 119.1     |
| 6           | 120.8      | 122.2             | 116.1    | 118.0             | 117.7    | 117.6             | 114.1  | 118.4             | 122.4     |
| 7           | 110.9      | 111.7             | 107.8    | 108.8             | 104.3    | 103.9             | 111.7  | 116.9             | 125.8     |
| 8           | 109.4      | 111.3             | 103.9    | 107.3             | 106.4    | 106.4             | 101.1  | 108.6             | 124.5     |
| 9           | 112.9      | 114.8             | 107.6    | 110.9             | 108.4    | 108.5             | 106.6  | 114.9             | 128.3     |
| 10          | 110.9      | 111.1             | 107.8    | 108.3             | 108.6    | 108.1             | 106.9  | 108.4             | 139.4     |
| 11          | 124.5      | 125.0             | 118.4    | 119.2             | 118.1    | 118.4             | 118.8  | 120.3             | 152.3     |
| 12          | 137.2      | 138.7             | 134.3    | 138.1             | 140.4    | 140.1             | 127.1  | 134.5             | 141.6     |
| 2023. 1     | 91.1       | 90.1              | 89.4     | 87.7              | 84.0     | 83.7              | 96.0   | 94.3              | 142.9     |
| 2           | 101.6      | 101.1             | 99.0     | 98.5              | 93.2     | 92.7              | 106.0  | 108.3             | 146.6     |
| 3           | 114.9      | 115.6             | 112.8    | 114.7             | 107.3    | 107.7             | 119.6  | 126.6             | 143.7     |
| 4           | 100.4      | 100.1             | 100.3    | 100.4             | 97.1     | 96.4              | 104.9  | 108.0             | 140.8     |
| 5           | 106.7      | 107.0             | 105.7    | 106.9             | 103.7    | 102.8             | 108.5  | 114.5             | 140.0     |
| 6           | 115.7      | 116.4             | 114.9    | 117.4             | 110.8    | 111.4             | 120.0  | 127.8             | 136.8     |
| 7           | 98.4       | 98.0              | 98.0     | 98.0              | 94.4     | 93.5              | 102.4  | 105.9             | 141.6     |
| 8           | 97.0       | 97.1              | 95.4     | 96.6              | 94.3     | 93.1              | 97.3   | 103.4             | 146.9     |
| 9           | 106.7      | 107.7             | 111.4    | 115.1             | 107.9    | 107.2             | 116.1  | 129.1             | 134.1     |
| 10          | 97.8       | 97.7              | 99.6     | 100.9             | 99.9     | 98.8              | 99.4   | 104.6             | 134.2     |
| 11          | 111.3      | 111.0             | 111.3    | 111.9             | 111.4    | 110.1             | 111.6  | 115.5             | 136.2     |
| 12          | 125.3      | 127.0             | 123.0    | 127.2             | 130.0    | 129.6             | 115.3  | 124.0             | 130.2     |
| 2024. 1     | 96.8       | 96.3              | 93.4     | 94.4              | 94.7     | 93.6              | 91.9   | 95.4              | 135.8     |
| 2           | 92.6       | 92.8              | 92.9     | 94.9              | 92.4     | 91.1              | 93.6   | 101.5             | 133.1     |
| 3           | 108.5      | 109.2             | 107.8    | 111.7             | 106.5    | 105.3             | 109.6  | 123.2             | 130.7     |
| 4           | 106.4      | 106.2             | 103.3    | 104.5             | 103.6    | 102.2             | 103.2  | 108.6             | 135.9     |
| 5           | 103.9      | 103.2             | 102.4    | 102.6             | 102.8    | 100.9             | 102.6  | 106.1             | 140.3     |
| 6           | 108.7      | 108.8             | 108.7    | 111.0             | 107.0    | 105.4             | 110.8  | 120.4             | 131.0     |
| 7           | 103.5      | 101.7             | 103.5    | 101.6             | 102.1    | 99.9              | 105.7  | 104.9             | 130.0     |
| 8           | 96.6       | 95.2              | 96.2     | 94.4              | 93.8     | 92.9              | 99.3   | 96.7              | 128.4     |
| 9           | 107.2      | 106.6             | 105.5    | 105.8             | 103.1    | 102.4             | 109.2  | 112.5             | 124.4     |

: 1) 2

2) ( , )

3) 가 2024 가 ,

:

Note: 1) Recent two month data are preliminary.

2) Inventory is calculated at the end of a given period (month or year).

3) Weights are applied only to the indices for 2024. In other words,

weights can't be applied to the indices prior.

Source: Statistics Korea.





## IX. 건설/교통·물류

Construction / Transport and Traffic

1. 발주자별 건설공사 수주액····· 193
2. 건축물 건축허가····· 194
3. 공종별 건설공사 수주액····· 196
4. 해운화물수송····· 197
5. 자동차 등록대수····· 198
6. 항공화물수송····· 202



## 주요 용어 해설 (Explanation of Terms)

### IX-1. 발주자(Orderer)

- 발주자라 함은 건설공사를 건설업자에게 도급하는 자를 말함. 다만, 수급인으로서 도급받은 건설공사를 하도급하는 자를 제외함

### IX-1. 건설공사(Construction order)

- 토목공사, 건축공사, 산업설비공사, 조경공사, 환경시설공사, 그 밖에 명칭에 관계없이 시설물을 설치·유지·보수하는공사(시설물을 설치하기 위한 부지조성공사를 포함) 및 기계설비나 그 밖의 구조물의 설치 및 해체공사 등을 말함. 다만, 다음 각 목의 어느 하나에 해당하는 공사는 포함하지 아니함
  - 「전기공사업법」에 따른 전기공사
  - 「정보통신공사업법」에 따른 정보통신공사
  - 「소방시설공사업법」에 따른 소방시설공사
  - 「문화재 수리 등에 관한 법률」에 따른 문화재 수리공사

### IX-1. 건설수주(Value of construction orders received)

- 발주자와 체결한 공사계약액과 직영공사 총공사비의 합계액

### IX-2. 건축물(Building construction)

- 건물, 구축물, 특수한 부대설비를 총칭. 토지에 정착하는 공작물 중 지붕과 기둥 또는 벽이 있는 것과 이에 부수되는 시설물, 지하·고가의 공작물에 설치하는 사무소·공연장·차고 등을 포함

### IX-2. 건축면적(Area)

- 건축물(지표면상 1m 이하의 부분을 제외) 외벽(외벽이 없는 경우에는 외곽부분의 기둥)의 중심선(처마, 차양, 쉼터레버, 기타 이와 유사한 것으로서 당해 중심선으로부터 수평거리 1m 이상 돌출 부분이 있는 경우에는 그 끝부분으로부터 1m 후퇴한 선)으로 둘러싸인 부분의 수평투영 면적

### IX-4. R/T(Revenue Ton)

- 화물의 운임 등에 적용되는 톤수

### IX-6. 항공화물(Airport cargo)

- (순)화물(Freight)과 우편(Mail)을 포함하는 개념으로, 항공기로 수송되고 항공화물서류에 의해 처리되는 물품



# 1.) Value of Construction Orders Received by Type of Orderer

(1995 가 ) 54%

The objects of this survey are the top-ranked construction companies (registered with the Ministry of Land, Infrastructure and Transport) on the results of the latest Construction Completed Survey, which represent 54% of the total value of production in the construction sector.

: 100

In million won

|         | Total        | Public     | (1995 가 ) 54%      |                   |  |                     | Private     | Manufacturing | Food & beverage | Textiles & clothing   | Petrochemical products |
|---------|--------------|------------|--------------------|-------------------|--|---------------------|-------------|---------------|-----------------|-----------------------|------------------------|
|         |              |            | Central government | Local government  | Public corporation                             | Others              |             |               |                 |                       |                        |
| 2019    | 154,242,673  | 30,571,981 | 3,296,348          | 6,442,387         | 17,741,534                                     | 3,091,712           | 113,151,284 | 18,064,705    | 633,271         | 113,485               | 6,267,060              |
| 2020    | 179,866,053  | 35,493,214 | 3,602,804          | 8,202,944         | 20,096,264                                     | 3,591,202           | 140,880,870 | 21,898,209    | 866,627         | 428,205               | 5,755,402              |
| 2021    | 196,447,736  | 34,206,042 | 4,511,275          | 10,460,121        | 14,402,355                                     | 4,832,291           | 159,465,620 | 25,956,854    | 664,933         | 137,536               | 5,815,984              |
| 2022    | 216,036,034  | 36,618,653 | 3,742,986          | 10,623,336        | 16,867,505                                     | 5,384,826           | 176,520,141 | 33,076,996    | 1,060,649       | 156,729               | 6,707,085              |
| 2023    | 176,050,150  | 44,361,972 | 3,710,188          | 11,283,793        | 19,253,851                                     | 10,114,140          | 125,685,699 | 38,419,983    | 821,876         | 109,049               | 11,659,840             |
| 2023. 9 | 14,002,121   | 1,275,585  | 85,529             | 460,242           | 522,368  | 207,446             | 10,992,433  | 2,440,556     | 19,866          | 248                   | 244,398                |
| 10      | 14,251,062   | 2,194,496  | 98,103             | 596,961           | 1,346,959                                      | 152,473             | 11,796,801  | 1,263,158     | 22,939          | 7,644                 | 289,839                |
| 11      | 12,611,078   | 3,155,483  | 290,743            | 909,314           | 1,758,059                                      | 197,367             | 9,246,456   | 1,331,575     | 51,483          | 2,767                 | 335,688                |
| 12      | 33,583,356   | 18,395,300 | 705,725            | 3,333,607         | 9,151,544                                      | 5,204,424           | 14,832,105  | 3,924,878     | 33,703          | 2,231                 | 773,614                |
| 2024. 1 | 11,209,589   | 2,341,925  | 103,751            | 592,129           | 1,361,003                                      | 285,042             | 8,797,434   | 2,462,820     | 12,513          | 5,929                 | 159,186                |
| 2       | 10,754,466   | 2,757,924  | 134,681            | 407,014           | 1,792,809                                      | 423,420             | 7,903,683   | 1,838,160     | 85,188          | 1,910                 | 413,919                |
| 3       | 12,956,122   | 3,560,656  | 240,063            | 643,632           | 1,885,940                                      | 791,021             | 9,256,703   | 2,216,745     | 7,314           | 114                   | 439,750                |
| 4       | 14,452,772   | 2,917,960  | 558,913            | 531,156           | 981,332  | 846,559             | 11,476,655  | 3,113,867     | 36,022          | 560                   | 1,393,235              |
| 5       | 12,710,932   | 2,400,855  | 204,345            | 799,090           | 1,065,164                                      | 332,256             | 9,758,503   | 3,454,940     | 5,872           | 3,098                 | 353,197                |
| 6       | 24,219,700   | 6,185,019  | 1,002,976          | 1,245,775         | 1,151,988                                      | 2,784,280           | 16,325,973  | 5,336,454     | 7,354           | 10,625                | 190,043                |
| 7       | 14,341,510   | 2,782,514  | 605,308            | 757,906           | 1,141,725                                      | 277,575             | 11,527,525  | 5,264,560     | 85,417          | 3,175                 | 461,816                |
| 8       | 10,398,665   | 1,331,979  | 63,299             | 570,924           | 542,912  | 154,844             | 8,004,910   | 2,734,676     | 138,292         | 19,920                | 1,297,709              |
| 9       | 14,355,396   | 3,627,363  | 111,064            | 670,190           | 1,600,639                                      | 1,245,470           | 10,285,636  | 3,354,464     | 2,890           | 352                   | 303,543                |
|         | Private      |            |                    |                   |  |                     |             |               |                 |                       |                        |
|         | 1            |            | 2)                 |                   |  |                     |             |               |                 | Foreign org. in Korea | Private investment     |
|         | Basic metals | Machinery  | Others             | Non-manufacturing | Transportation storage & communication service | Finance & insurance | Real estate | Construction  | Others          |                       |                        |
| 2019    | 2,082,374    | 8,125,838  | 842,677            | 95,086,579        | 1,370,015                                      | 7,232,023           | 75,832,599  | 8,194,925     | 2,457,017       | 356,789               | 10,162,619             |
| 2020    | 1,760,832    | 11,876,080 | 1,211,063          | 118,982,661       | 1,515,323                                      | 8,104,031           | 101,149,804 | 7,397,380     | 816,123         | 40,290                | 3,451,679              |
| 2021    | 1,316,692    | 17,234,989 | 786,720            | 133,508,766       | 3,230,218                                      | 10,089,439          | 106,532,646 | 10,823,503    | 2,832,960       | 99,711                | 2,676,363              |
| 2022    | 2,959,909    | 21,010,709 | 1,181,915          | 143,443,145       | 3,112,566                                      | 13,938,658          | 112,265,069 | 11,139,993    | 2,986,859       | 421,438               | 2,475,802              |
| 2023    | 2,381,179    | 22,029,303 | 1,418,736          | 87,265,716        | 1,374,939                                      | 8,040,588           | 67,802,372  | 7,373,281     | 2,674,536       | 451,066               | 5,551,413              |
| 2023. 9 | 203,635      | 1,956,448  | 15,961             | 8,551,877         | 5,659  | 735,239             | 6,221,093   | 1,456,637     | 133,249         | 22,736                | 1,711,367              |
| 10      | 175,299      | 762,129    | 5,308              | 10,533,643        | 220,947  | 1,018,784           | 7,309,852   | 1,204,234     | 779,826         | 1,961                 | 257,804                |
| 11      | 130,576      | 793,838    | 17,223             | 7,914,881         | 388,425  | 708,760             | 5,494,817   | 1,027,218     | 295,661         | 7,649                 | 201,490                |
| 12      | 347,510      | 2,640,048  | 127,772            | 10,907,227        | 8,051  | 834,813             | 9,259,812   | 143,634       | 660,917         | 323,842               | 42,109                 |
| 2024. 1 | 118,391      | 1,925,082  | 241,719            | 6,334,614         | 36,130   | 497,482             | 5,274,407   | 500,252       | 26,343          | 1,842                 | 68,388                 |
| 2       | 386,414      | 936,013    | 14,716             | 6,065,523         | 992,066  | 614,021             | 3,897,509   | 300,709       | 261,218         | 100                   | 92,759                 |
| 3       | 742,068      | 1,015,888  | 11,611             | 7,039,958         | 56,496   | 1,071,633           | 5,440,206   | 438,039       | 33,584          | 3,139                 | 135,624                |
| 4       | 104,069      | 1,562,748  | 17,233             | 8,362,788         | 147,431  | 983,992             | 6,948,571   | 193,237       | 89,557          | 13,151                | 45,006                 |
| 5       | 91,607       | 2,760,655  | 240,511            | 6,303,563         | 61,448   | 702,936             | 4,625,402   | 665,307       | 248,470         | 3,716                 | 547,858                |
| 6       | 73,164       | 5,016,428  | 38,840             | 10,989,519        | 106,899  | 1,507,437           | 8,764,136   | 450,357       | 160,690         | 95,654                | 1,613,054              |
| 7       | 42,538       | 4,665,781  | 5,833              | 6,262,965         | 32,265   | 1,380,671           | 4,408,087   | 391,745       | 50,197          | 1,020                 | 30,451                 |
| 8       | 281,466      | 837,761    | 159,528            | 5,270,234         | 27,681   | 619,675             | 4,440,503   | 113,903       | 68,472          | 25,041                | 1,036,735              |
| 9       | 67,726       | 2,969,910  | 10,043             | 6,931,172         | 8,721  | 351,928             | 6,431,951   | 18,623        | 119,949         | 18,882                | 423,515                |

: 1) 2

2)

:

Note: 1) Recent two month data are preliminary.

2) Including mining

Source: Statistics Korea.

## 2. 가 <sup>1)</sup>

|             | By building material |                       |         |        |        |                        |                       |         |        |        |
|-------------|----------------------|-----------------------|---------|--------|--------|------------------------|-----------------------|---------|--------|--------|
|             |                      |                       |         |        |        | (1,000m <sup>2</sup> ) |                       |         |        |        |
|             | Number of building   | Iron bar & iron frame | Masonry | Wooden | Others | Floor area             | Iron bar & iron frame | Masonry | Wooden | Others |
| Total       |                      |                       |         |        |        |                        |                       |         |        |        |
| 2017        | 263,683              | 232,787               | 12,420  | 17,231 | 1,245  | 171,875                | 169,148               | 924     | 1,565  | 239    |
| 2018        | 270,811              | 245,375               | 9,246   | 12,750 | 3,440  | 160,964                | 158,573               | 686     | 1,167  | 538    |
| 2019        | 237,034              | 212,577               | 8,377   | 11,549 | 4,531  | 144,293                | 142,120               | 563     | 1,039  | 571    |
| 2020        | 223,389              | 198,538               | 8,249   | 12,016 | 4,586  | 147,310                | 145,112               | 639     | 1,059  | 500    |
| 2021        | 232,431              | 206,482               | 8,640   | 12,845 | 4,464  | 173,206                | 170,680               | 782     | 1,193  | 551    |
| 2022        | 201,315              | 178,827               | 6,904   | 11,480 | 4,104  | 181,474                | 179,322               | 660     | 1,024  | 467    |
| 2023        | 150,469              | 133,801               | 5,109   | 8,301  | 3,258  | 135,080                | 133,782               | 409     | 666    | 223    |
| 2023.       |                      |                       |         |        |        |                        |                       |         |        |        |
| 9           | 12,095               | 10,699                | 406     | 690    | 300    | 9,794                  | 9,703                 | 27      | 57     | 7      |
| 10          | 10,845               | 9,540                 | 382     | 697    | 226    | 8,568                  | 8,462                 | 36      | 58     | 12     |
| 11          | 12,874               | 11,302                | 481     | 783    | 308    | 11,240                 | 11,133                | 33      | 59     | 14     |
| 12          | 12,007               | 10,667                | 416     | 662    | 262    | 12,653                 | 12,542                | 31      | 50     | 30     |
| 2024.       |                      |                       |         |        |        |                        |                       |         |        |        |
| 1           | 10,431               | 9,408                 | 329     | 469    | 225    | 10,779                 | 10,702                | 27      | 40     | 11     |
| 2           | 9,501                | 8,570                 | 302     | 451    | 178    | 8,351                  | 8,179                 | 24      | 41     | 106    |
| 3           | 11,406               | 10,246                | 395     | 561    | 204    | 10,380                 | 10,251                | 26      | 47     | 56     |
| 4           | 12,432               | 10,944                | 448     | 744    | 296    | 10,784                 | 10,669                | 33      | 58     | 24     |
| 5           | 12,780               | 11,214                | 475     | 743    | 348    | 9,234                  | 9,119                 | 36      | 60     | 18     |
| 6           | 10,949               | 9,689                 | 428     | 641    | 191    | 9,046                  | 8,929                 | 34      | 59     | 24     |
| 7           | 11,775               | 10,455                | 494     | 558    | 268    | 8,563                  | 8,472                 | 35      | 45     | 11     |
| 8           | 10,430               | 9,319                 | 318     | 565    | 228    | 11,116                 | 11,033                | 25      | 47     | 11     |
| 9           | 9,223                | 8,120                 | 320     | 605    | 178    | 12,389                 | 12,274                | 27      | 53     | 35     |
| By Province |                      |                       |         |        |        |                        |                       |         |        |        |
| Seoul       | 529                  | 457                   | 49      | 10     | 13     | 5,101                  | 5,092                 | 6       | 1      | 2      |
| Busan       | 180                  | 153                   | 21      | 2      | 4      | 486                    | 483                   | 3       | 0      | 0      |
| Daegu       | 220                  | 180                   | 34      | 6      | -      | 116                    | 114                   | 1       | 0      | -      |
| Incheon     | 260                  | 228                   | 8       | 19     | 5      | 387                    | 382                   | 1       | 2      | 1      |
| Gwangju     | 114                  | 99                    | 10      | 2      | 3      | 93                     | 92                    | 1       | 0      | 0      |
| Daejeon     | 126                  | 113                   | 10      | 3      | -      | 838                    | 837                   | 1       | 0      | -      |
| Ulsan       | 120                  | 109                   | 7       | 3      | 1      | 44                     | 44                    | 0       | 0      | 0      |
| Sejong      | 51                   | 41                    | -       | 10     | -      | 19                     | 18                    | -       | 1      | -      |
| Gyeonggi    | 2,308                | 2,045                 | 62      | 170    | 31     | 2,179                  | 2,153                 | 7       | 18     | 1      |
| Gangwon     | 694                  | 573                   | 17      | 84     | 20     | 239                    | 231                   | 2       | 6      | 0      |
| Chungbuk    | 514                  | 466                   | 14      | 23     | 11     | 384                    | 354                   | 1       | 2      | 27     |
| Chungnam    | 777                  | 704                   | 7       | 58     | 8      | 635                    | 629                   | 0       | 6      | 0      |
| Jeonbuk     | 561                  | 489                   | 12      | 45     | 15     | 167                    | 162                   | 0       | 3      | 1      |
| Jeonnam     | 664                  | 591                   | 19      | 39     | 15     | 213                    | 207                   | 1       | 4      | 1      |
| Gyeongbuk   | 905                  | 816                   | 19      | 55     | 15     | 364                    | 358                   | 1       | 4      | 1      |
| Gyeongnam   | 878                  | 787                   | 14      | 53     | 24     | 1,010                  | 1,006                 | 1       | 3      | 1      |
| Jeju        | 322                  | 269                   | 17      | 23     | 13     | 115                    | 111                   | 1       | 2      | 1      |

: 1)  
:

## 2. Permits Authorized for Building Construction <sup>1)</sup>

Includes extension, reconstruction, relocation and major repair.

| By use             |             |            |            |                        |        |                        |             |            |            |                        |        |         |
|--------------------|-------------|------------|------------|------------------------|--------|------------------------|-------------|------------|------------|------------------------|--------|---------|
| Number of building |             |            |            |                        |        | (1,000m <sup>2</sup> ) |             |            |            |                        |        |         |
|                    | Residential | Commercial | Industrial | Educational and social | Others | Floor area             | Residential | Commercial | Industrial | Educational and social |        |         |
| Total              |             |            |            |                        |        |                        |             |            |            |                        |        |         |
| 263,683            | 116,358     | 72,870     | 17,620     | 8,484                  | 48,351 | 171,875                | 70,255      | 48,226     | 16,377     | 8,988                  | 28,029 | 2017    |
| 270,811            | 98,611      | 73,012     | 16,592     | 8,741                  | 73,855 | 160,964                | 57,325      | 44,755     | 16,247     | 8,671                  | 33,967 | 2018    |
| 237,034            | 74,424      | 67,084     | 14,248     | 8,932                  | 72,346 | 144,293                | 46,242      | 38,260     | 16,372     | 9,856                  | 33,564 | 2019    |
| 223,389            | 72,565      | 71,519     | 15,317     | 8,741                  | 55,247 | 147,310                | 46,062      | 41,558     | 16,982     | 9,479                  | 33,229 | 2020    |
| 232,431            | 82,866      | 85,124     | 15,915     | 8,527                  | 39,999 | 173,206                | 57,576      | 49,016     | 17,322     | 10,801                 | 38,491 | 2021    |
| 201,315            | 70,869      | 78,802     | 13,990     | 7,534                  | 30,120 | 181,474                | 64,510      | 47,058     | 18,801     | 9,565                  | 41,540 | 2022    |
| 150,469            | 49,168      | 59,269     | 11,509     | 6,454                  | 24,069 | 135,080                | 44,748      | 33,521     | 15,469     | 8,458                  | 32,885 | 2023    |
| 12,095             | 3,837       | 4,911      | 870        | 569                    | 1,908  | 9,794                  | 3,035       | 2,333      | 780        | 654                    | 2,992  | 9. 2023 |
| 10,845             | 3,486       | 4,476      | 802        | 452                    | 1,629  | 8,568                  | 2,615       | 2,224      | 1,315      | 594                    | 1,821  | 10      |
| 12,874             | 4,227       | 4,967      | 877        | 633                    | 2,170  | 11,240                 | 3,645       | 2,405      | 1,316      | 815                    | 3,059  | 11      |
| 12,007             | 3,626       | 4,713      | 970        | 635                    | 2,063  | 12,653                 | 4,047       | 3,183      | 1,281      | 955                    | 3,187  | 12      |
| 10,431             | 3,107       | 4,302      | 852        | 461                    | 1,709  | 10,779                 | 3,556       | 3,690      | 811        | 596                    | 2,126  | 1. 2024 |
| 9,501              | 2,839       | 4,016      | 804        | 452                    | 1,390  | 8,351                  | 2,811       | 1,889      | 1,062      | 469                    | 2,120  | 2       |
| 11,406             | 3,578       | 4,559      | 973        | 473                    | 1,823  | 10,380                 | 3,985       | 2,163      | 1,002      | 449                    | 2,780  | 3       |
| 12,432             | 3,979       | 4,757      | 1,073      | 591                    | 2,032  | 10,784                 | 3,513       | 2,533      | 1,087      | 676                    | 2,975  | 4       |
| 12,780             | 4,175       | 5,106      | 991        | 583                    | 1,925  | 9,234                  | 3,492       | 1,957      | 1,488      | 638                    | 1,659  | 5       |
| 10,949             | 3,468       | 4,237      | 983        | 537                    | 1,724  | 9,046                  | 2,887       | 2,775      | 876        | 577                    | 1,931  | 6       |
| 11,775             | 3,441       | 5,101      | 994        | 528                    | 1,711  | 8,563                  | 2,682       | 2,463      | 1,115      | 480                    | 1,823  | 7       |
| 10,430             | 3,305       | 4,098      | 838        | 532                    | 1,657  | 11,116                 | 3,568       | 2,264      | 2,415      | 789                    | 2,079  | 8       |
| 9,223              | 2,736       | 3,591      | 808        | 503                    | 1,585  | 12,389                 | 2,567       | 6,473      | 892        | 771                    | 1,685  | 9       |

Note: 1) Excludes bogeumjari.

Source: Ministry of Land, Infrastructure and Transport.

### 3. Value of Construction Orders Received by Type of Construction

(1995

The objects of this survey are the top-ranked construction companies (registered with the Ministry of Land, Infrastructure and Transport) on the results of the latest Construction Completed Survey, which represent 54% of the total value of production in the construction sector.

: 100

In million won

|                   | Total           | Building           | Dwellings       | Offices & stores          | Factory & storage                        | Public offices   | Others    | Civil engineering         | Forestry conservancy & water control | Agriculture & fisheries |
|-------------------|-----------------|--------------------|-----------------|---------------------------|--|------------------|-----------|---------------------------|--------------------------------------|-------------------------|
|                   |                 |                    |                 |                           |  |                  |           |                           |                                      |                         |
| 2019              | 154,242,673     | 111,234,160        | 69,109,335      | 23,252,678                | 11,750,033                               | 5,179,501        | 1,942,613 | 43,008,513                | 767,010                              | 237,597                 |
| 2020              | 179,866,053     | 143,652,277        | 94,451,752      | 21,395,688                | 19,102,632                               | 5,665,362        | 3,036,843 | 36,213,776                | 867,726                              | 395,815                 |
| 2021              | 196,447,736     | 154,293,730        | 88,022,003      | 28,881,579                | 26,409,966                               | 7,404,770        | 3,575,412 | 42,154,006                | 1,083,418                            | 642,395                 |
| 2022              | 216,036,034     | 167,739,895        | 95,369,774      | 28,141,270                | 33,367,009                               | 7,804,446        | 3,057,396 | 48,296,139                | 1,300,624                            | 404,246                 |
| 2023              | 176,050,150     | 116,806,013        | 66,337,708      | 17,416,511                | 21,563,104                               | 8,846,305        | 2,642,385 | 59,244,137                | 1,441,003                            | 347,329                 |
| 2023. 9           | 14,002,121      | 9,587,174          | 6,682,225       | 1,318,945                 | 971,999                                  | 538,882          | 75,123    | 4,414,947                 | 59,934                               | 30,672                  |
| 10                | 14,251,062      | 11,511,274         | 6,660,844       | 2,817,773                 | 1,039,975                                | 536,548          | 456,134   | 2,739,788                 | 91,502                               | 9,919                   |
| 11                | 12,611,078      | 9,883,983          | 5,980,364       | 1,210,249                 | 1,330,619                                | 971,711          | 391,040   | 2,727,095                 | 115,681                              | 41,809                  |
| 12                | 33,593,356      | 16,425,440         | 9,863,148       | 2,246,244                 | 2,619,913                                | 1,421,852        | 274,283   | 17,167,916                | 370,850                              | 78,656                  |
| 2024. 1           | 11,209,589      | 7,277,438          | 5,349,881       | 343,647                   | 823,915                                  | 595,351          | 164,644   | 3,932,151                 | 167,461                              | 47,550                  |
| 2                 | 10,754,466      | 8,123,980          | 4,622,378       | 607,276                   | 2,303,896                                | 449,128          | 141,302   | 2,630,486                 | 109,122                              | 60,010                  |
| 3                 | 12,956,122      | 7,941,439          | 4,925,888       | 1,136,620                 | 794,930                                  | 717,756          | 366,245   | 5,014,683                 | 84,674                               | 10,542                  |
| 4                 | 14,452,772      | 10,307,770         | 6,304,006       | 1,011,882                 | 2,315,173                                | 443,905          | 232,804   | 4,145,002                 | 260,145                              | 6,875                   |
| 5                 | 12,710,932      | 8,566,536          | 5,391,572       | 1,095,886                 | 1,517,447                                | 461,268          | 100,363   | 4,144,396                 | 112,307                              | 9,831                   |
| 6                 | 24,219,700      | 14,711,865         | 8,509,483       | 2,052,892                 | 3,193,220                                | 713,745          | 242,525   | 9,507,835                 | 287,525                              | 9,166                   |
| 7                 | 14,341,510      | 8,715,184          | 4,318,506       | 977,890                   | 2,368,003                                | 974,707          | 76,078    | 5,626,326                 | 138,592                              | 25,294                  |
| 8                 | 10,398,665      | 7,539,650          | 3,617,834       | 1,025,994                 | 2,409,668                                | 372,869          | 113,285   | 2,859,015                 | 142,330                              | 10,702                  |
| 9                 | 14,355,396      | 11,316,597         | 6,639,132       | 723,089                   | 3,301,731                                | 583,919          | 68,726    | 3,038,799                 | 50,987                               | 20,785                  |
| Civil engineering |                 |                    |                 |                           |  |                  |           |                           |                                      |                         |
|                   | Roads & bridges | Harbors & airports | Railway & track | Water supply and sewerage | Generation & transmission of electricity | Land development | Dams      | Installation of machinery | Landscaping                          | Others                  |
| 2019              | 10,161,816      | 1,661,745          | 8,219,320       | 1,557,818                 | 3,918,373                                | 4,909,311        | 107,694   | 10,032,026                | 700,813                              | 734,990                 |
| 2020              | 5,748,400       | 1,444,206          | 2,727,613       | 1,712,828                 | 5,709,308                                | 4,233,475        | 19,696    | 12,330,027                | 867,014                              | 157,668                 |
| 2021              | 7,679,228       | 2,161,957          | 3,778,188       | 2,052,937                 | 6,266,078                                | 5,785,905        | 134,553   | 11,397,072                | 1,055,685                            | 116,590                 |
| 2022              | 5,654,152       | 1,767,126          | 3,956,373       | 2,559,472                 | 5,595,495                                | 6,549,673        | 13,965    | 18,357,608                | 2,025,803                            | 111,602                 |
| 2023              | 10,015,318      | 1,103,837          | 11,499,807      | 2,426,565                 | 8,429,115                                | 4,722,203        | 154,619   | 17,943,232                | 1,087,242                            | 73,867                  |
| 2023. 9           | 362,796         | 35,548             | 1,622,294       | 87,185                    | 338,492                                  | 244,852          | 216       | 1,524,573                 | 108,374                              | 11                      |
| 10                | 400,924         | 17,291             | 58,393          | 99,982                    | 869,335                                  | 215,614          | 0         | 904,769                   | 70,058                               | 2,001                   |
| 11                | 745,392         | 25,236             | 78,586          | 183,457                   | 538,366                                  | 265,208          | 19,019    | 618,136                   | 68,946                               | 27,259                  |
| 12                | 3,517,065       | 174,806            | 5,561,125       | 670,952                   | 4,455,266                                | 793,719          | 17,640    | 1,362,652                 | 148,468                              | 16,717                  |
| 2024. 1           | 421,939         | 61,039             | 184,159         | 165,019                   | 582,246                                  | 812,522          | 0         | 1,399,451                 | 89,367                               | 1,398                   |
| 2                 | 250,677         | 30,599             | 184,963         | 121,442                   | 199,700                                  | 591,857          | 0         | 972,721                   | 109,362                              | 33                      |
| 3                 | 434,860         | 111,658            | 641,862         | 263,735                   | 848,761                                  | 655,421          | 224,303   | 1,666,404                 | 71,617                               | 846                     |
| 4                 | 269,830         | 253,661            | 762,845         | 157,019                   | 358,028                                  | 393,049          | 0         | 1,643,648                 | 33,166                               | 6,736                   |
| 5                 | 779,750         | 159,834            | 79,018          | 175,620                   | 991,287                                  | 489,678          | 99        | 1,287,087                 | 57,474                               | 2,411                   |
| 6                 | 504,517         | 617,169            | 4,211,966       | 243,016                   | 324,183                                  | 653,899          | 1,097     | 2,412,994                 | 117,078                              | 125,225                 |
| 7                 | 464,532         | 146,584            | 12,769          | 151,026                   | 847,028                                  | 261,090          | 0         | 3,443,411                 | 118,163                              | 17,837                  |
| 8                 | 1,045,889       | 77,384             | 164,741         | 86,676                    | 311,568                                  | 223,504          | 544       | 679,643                   | 88,781                               | 27,253                  |
| 9                 | 406,766         | 30,601             | 1,282,416       | 109,776                   | 429,706                                  | 146,005          | 118,523   | 362,862                   | 52,982                               | 27,390                  |

: 1) 2

Note: 1) Recent two month data are preliminary.

Source: Statistics Korea.



## 4. Marine Freight Transportation

1)

Including coastwise vessels, excluding passenger vessels

: 1,000R/T

In thousand R/T

|          | Total     | Cereal | 2)      |        | Bituminous coal | 3)     |          | 4)            |         |
|----------|-----------|--------|---------|--------|-----------------|--------|----------|---------------|---------|
|          |           |        | Oil     | Cement |                 | Lumber | Iron ore | Iron material | Others  |
| Unloaded |           |        |         |        |                 |        |          |               |         |
| 2017     | 991,290   | 10,846 | 247,854 | 20,666 | 144,251         | 18,827 | 77,472   | 54,105        | 417,269 |
| 2018     | 1,024,881 | 11,123 | 249,865 | 16,810 | 144,676         | 22,932 | 79,130   | 50,469        | 449,876 |
| 2019     | 1,035,254 | 10,615 | 250,354 | 16,776 | 137,434         | 23,261 | 79,945   | 55,585        | 461,284 |
| 2020     | 955,954   | 10,509 | 234,029 | 15,934 | 119,925         | 18,429 | 74,949   | 47,396        | 434,783 |
| 2021     | 1,005,907 | 11,404 | 233,920 | 17,195 | 124,388         | 20,672 | 79,555   | 48,091        | 470,682 |
| 2022     | 989,277   | 11,666 | 237,597 | 18,314 | 121,324         | 19,181 | 71,043   | 47,922        | 462,230 |
| 2023     | 980,328   | 10,697 | 237,303 | 19,391 | 119,954         | 18,978 | 71,000   | 52,023        | 450,982 |
| 2023.    |           |        |         |        |                 |        |          |               |         |
| 9        | 77,678    | 840    | 18,484  | 1,502  | 9,428           | 1,592  | 6,491    | 3,695         | 35,646  |
| 10       | 83,475    | 1,098  | 21,715  | 1,727  | 9,278           | 1,691  | 6,622    | 4,538         | 36,806  |
| 11       | 81,148    | 1,088  | 19,402  | 1,734  | 8,911           | 1,511  | 5,534    | 4,092         | 38,876  |
| 12       | 85,159    | 748    | 20,216  | 1,605  | 10,664          | 1,538  | 5,574    | 3,950         | 40,864  |
| 2024.    |           |        |         |        |                 |        |          |               |         |
| 1        | 89,244    | 1,110  | 22,406  | 1,426  | 10,644          | 1,494  | 6,846    | 4,404         | 40,914  |
| 2        | 74,433    | 848    | 17,970  | 1,138  | 9,508           | 1,455  | 5,652    | 3,351         | 34,511  |
| 3        | 83,354    | 944    | 21,482  | 1,714  | 9,153           | 1,666  | 5,336    | 4,089         | 38,970  |
| 4        | 84,005    | 1,026  | 20,362  | 1,635  | 7,960           | 1,767  | 6,355    | 4,135         | 40,765  |
| 5        | 81,617    | 957    | 20,399  | 1,575  | 7,570           | 1,734  | 5,499    | 4,237         | 39,646  |
| 6        | 79,326    | 926    | 18,898  | 1,531  | 8,172           | 1,669  | 6,177    | 3,474         | 38,479  |
| 7        | 81,246    | 884    | 19,621  | 1,227  | 9,921           | 1,568  | 6,243    | 3,180         | 38,602  |
| 8        | 84,375    | 761    | 21,079  | 1,198  | 10,792          | 1,764  | 5,954    | 3,623         | 39,204  |
| 9        | 78,724    | 932    | 20,280  | 1,235  | 9,064           | 1,530  | 6,215    | 3,420         | 36,048  |
| Loaded   |           |        |         |        |                 |        |          |               |         |
| 2017     | 583,050   | 645    | 125,474 | 23,130 | 63              | 8,599  | 469      | 53,951        | 370,719 |
| 2018     | 599,774   | 789    | 120,011 | 21,821 | 523             | 9,517  | 632      | 53,121        | 393,360 |
| 2019     | 608,712   | 535    | 128,057 | 23,082 | 1,211           | 10,049 | 321      | 56,641        | 388,816 |
| 2020     | 543,299   | 593    | 118,182 | 21,088 | 1,043           | 8,859  | 605      | 53,364        | 339,565 |
| 2021     | 576,918   | 864    | 120,012 | 21,456 | 2,919           | 9,639  | 483      | 52,090        | 369,455 |
| 2022     | 562,430   | 692    | 119,389 | 20,655 | 2,823           | 8,201  | 519      | 52,127        | 358,024 |
| 2023     | 570,805   | 695    | 121,995 | 21,123 | 2,529           | 8,982  | 648      | 55,046        | 359,787 |
| 2023.    |           |        |         |        |                 |        |          |               |         |
| 9        | 48,706    | 44     | 10,780  | 1,629  | 222             | 801    | 73       | 4,745         | 30,412  |
| 10       | 47,200    | 48     | 10,565  | 1,869  | 262             | 736    | 55       | 4,833         | 28,832  |
| 11       | 48,816    | 48     | 10,038  | 1,781  | 169             | 775    | 40       | 4,346         | 31,619  |
| 12       | 48,804    | 67     | 10,411  | 1,957  | 205             | 674    | 76       | 4,373         | 31,041  |
| 2024.    |           |        |         |        |                 |        |          |               |         |
| 1        | 48,753    | 51     | 10,404  | 1,583  | 241             | 746    | 50       | 4,532         | 31,146  |
| 2        | 44,990    | 70     | 9,440   | 1,371  | 244             | 716    | 85       | 3,802         | 29,262  |
| 3        | 50,593    | 95     | 11,043  | 1,857  | 292             | 814    | 81       | 4,638         | 31,773  |
| 4        | 48,762    | 112    | 10,105  | 1,807  | 207             | 763    | 52       | 4,416         | 31,300  |
| 5        | 50,540    | 101    | 10,813  | 1,733  | 136             | 779    | 20       | 4,469         | 32,489  |
| 6        | 47,376    | 114    | 8,831   | 1,650  | 194             | 806    | 27       | 4,358         | 31,396  |
| 7        | 50,002    | 46     | 10,201  | 1,522  | 212             | 765    | 37       | 4,470         | 32,749  |
| 8        | 50,108    | 47     | 10,876  | 1,262  | 326             | 753    | 41       | 4,536         | 32,267  |
| 9        | 45,283    | 50     | 9,809   | 1,551  | 297             | 674    | 30       | 4,035         | 28,837  |

: 1)

2) ( ), + / 가 가

3) + , ,

4) +

:

Note: 1) Sum of domestic and international transport

2) Crude petroleum oils + Product of petroleum oils

3) Wood in the rough + Wood &amp; articles of wood

4) Scrap + Iron steel &amp; articles thereof

Source: Ministry of Oceans and Fisheries.

5.

|         | 가      |         | 가     |         | 가     |         | 가     |         |
|---------|--------|---------|-------|---------|-------|---------|-------|---------|
|         | Total  | Private | Seoul | Private | Busan | Private | Daegu | Private |
|         | 1)     |         |       |         |       |         |       |         |
| 2019    | 23,677 | 21,908  | 3,124 | 2,904   | 1,395 | 1,269   | 1,190 | 1,135   |
| 2020    | 24,366 | 22,522  | 3,157 | 2,941   | 1,429 | 1,291   | 1,219 | 1,165   |
| 2021    | 24,911 | 22,987  | 3,177 | 2,959   | 1,465 | 1,312   | 1,211 | 1,157   |
| 2022    | 25,503 | 23,502  | 3,193 | 2,975   | 1,500 | 1,330   | 1,230 | 1,174   |
| 2023    | 25,949 | 23,926  | 3,191 | 2,978   | 1,528 | 1,349   | 1,258 | 1,198   |
| 2024. 3 | 26,054 | 24,030  | 3,188 | 2,977   | 1,533 | 1,352   | 1,260 | 1,200   |
| 4       | 26,070 | 24,043  | 3,186 | 2,977   | 1,536 | 1,353   | 1,258 | 1,198   |
| 5       | 26,096 | 24,064  | 3,186 | 2,977   | 1,539 | 1,355   | 1,258 | 1,198   |
| 6       | 26,134 | 24,097  | 3,187 | 2,977   | 1,542 | 1,357   | 1,260 | 1,199   |
| 7       | 26,163 | 24,122  | 3,185 | 2,975   | 1,545 | 1,358   | 1,260 | 1,199   |
| 8       | 26,172 | 24,129  | 3,182 | 2,972   | 1,547 | 1,359   | 1,259 | 1,198   |
| 9       | 26,203 | 24,153  | 3,182 | 2,972   | 1,551 | 1,361   | 1,259 | 1,198   |
| 2019    | 19,178 | 18,072  | 2,671 | 2,539   | 1,153 | 1,078   | 995   | 967     |
| 2020    | 19,861 | 18,687  | 2,712 | 2,582   | 1,189 | 1,103   | 1,027 | 1,000   |
| 2021    | 20,411 | 19,168  | 2,740 | 2,609   | 1,227 | 1,127   | 1,022 | 996     |
| 2022    | 20,953 | 19,648  | 2,764 | 2,634   | 1,263 | 1,147   | 1,041 | 1,013   |
| 2023    | 21,390 | 20,079  | 2,776 | 2,652   | 1,292 | 1,168   | 1,064 | 1,034   |
| 2024. 3 | 21,492 | 20,182  | 2,775 | 2,653   | 1,299 | 1,172   | 1,065 | 1,035   |
| 4       | 21,519 | 20,205  | 2,775 | 2,654   | 1,302 | 1,174   | 1,064 | 1,034   |
| 5       | 21,551 | 20,232  | 2,776 | 2,655   | 1,305 | 1,176   | 1,064 | 1,034   |
| 6       | 21,590 | 20,266  | 2,777 | 2,655   | 1,309 | 1,178   | 1,066 | 1,035   |
| 7       | 21,620 | 20,294  | 2,777 | 2,655   | 1,312 | 1,179   | 1,066 | 1,035   |
| 8       | 21,633 | 20,305  | 2,776 | 2,654   | 1,314 | 1,180   | 1,066 | 1,035   |
| 9       | 21,667 | 20,333  | 2,776 | 2,655   | 1,318 | 1,182   | 1,066 | 1,035   |
| 2019    | 812    | 663     | 114   | 93      | 44    | 36      | 32    | 27      |
| 2020    | 784    | 640     | 107   | 87      | 42    | 35      | 31    | 26      |
| 2021    | 750    | 609     | 100   | 82      | 40    | 33      | 29    | 24      |
| 2022    | 724    | 584     | 96    | 77      | 38    | 31      | 28    | 23      |
| 2023    | 695    | 555     | 91    | 72      | 37    | 29      | 27    | 22      |
| 2024. 3 | 688    | 549     | 90    | 71      | 36    | 29      | 27    | 22      |
| 4       | 684    | 545     | 90    | 71      | 36    | 29      | 27    | 22      |
| 5       | 681    | 542     | 89    | 70      | 36    | 29      | 27    | 22      |
| 6       | 679    | 540     | 89    | 70      | 36    | 28      | 27    | 22      |
| 7       | 676    | 537     | 88    | 69      | 36    | 28      | 27    | 22      |
| 8       | 674    | 535     | 87    | 69      | 36    | 28      | 27    | 22      |
| 9       | 672    | 533     | 87    | 68      | 36    | 28      | 27    | 22      |
| 2019    | 3,593  | 3,143   | 331   | 269     | 188   | 153     | 160   | 140     |
| 2020    | 3,615  | 3,157   | 330   | 268     | 187   | 151     | 158   | 137     |
| 2021    | 3,632  | 3,160   | 326   | 263     | 186   | 150     | 156   | 135     |
| 2022    | 3,696  | 3,211   | 323   | 259     | 187   | 150     | 157   | 135     |
| 2023    | 3,726  | 3,225   | 313   | 248     | 186   | 149     | 162   | 140     |
| 2024. 3 | 3,734  | 3,232   | 311   | 247     | 186   | 148     | 162   | 140     |
| 4       | 3,727  | 3,225   | 310   | 246     | 186   | 148     | 162   | 139     |
| 5       | 3,724  | 3,222   | 310   | 246     | 185   | 148     | 162   | 139     |
| 6       | 3,725  | 3,222   | 309   | 245     | 185   | 147     | 162   | 139     |
| 7       | 3,725  | 3,221   | 308   | 244     | 185   | 147     | 162   | 139     |
| 8       | 3,723  | 3,219   | 308   | 244     | 185   | 147     | 161   | 139     |
| 9       | 3,721  | 3,217   | 307   | 243     | 185   | 147     | 161   | 139     |

: 1)

:

## 5. Number of Registered Motor Vehicles

In thousand each

| 가                   |         | 가       |         | 가       |         | 가     |         | 가      |         |         |  |
|---------------------|---------|---------|---------|---------|---------|-------|---------|--------|---------|---------|--|
| Incheon             | Private | Gwangju | Private | Daejeon | Private | Ulsan | Private | Sejong | Private |         |  |
| Total <sup>1)</sup> |         |         |         |         |         |       |         |        |         |         |  |
| 1,635               | 1,286   | 676     | 641     | 674     | 642     | 566   | 542     | 163    | 160     | 2019    |  |
| 1,676               | 1,315   | 692     | 657     | 686     | 655     | 576   | 552     | 175    | 171     | 2020    |  |
| 1,675               | 1,352   | 701     | 666     | 693     | 660     | 581   | 558     | 185    | 181     | 2021    |  |
| 1,693               | 1,406   | 714     | 679     | 708     | 673     | 588   | 565     | 194    | 189     | 2022    |  |
| 1,731               | 1,451   | 723     | 688     | 723     | 681     | 599   | 575     | 198    | 193     | 2023    |  |
| 1,737               | 1,459   | 727     | 691     | 728     | 683     | 602   | 578     | 200    | 195     | 3. 2024 |  |
| 1,738               | 1,460   | 726     | 691     | 728     | 683     | 603   | 579     | 200    | 195     | 4       |  |
| 1,742               | 1,462   | 727     | 691     | 729     | 683     | 603   | 579     | 200    | 195     | 5       |  |
| 1,744               | 1,464   | 728     | 692     | 731     | 684     | 604   | 580     | 200    | 195     | 6       |  |
| 1,745               | 1,467   | 728     | 693     | 732     | 684     | 605   | 581     | 201    | 196     | 7       |  |
| 1,744               | 1,465   | 728     | 693     | 732     | 684     | 605   | 581     | 201    | 196     | 8       |  |
| 1,745               | 1,467   | 729     | 693     | 733     | 684     | 606   | 582     | 201    | 196     | 9       |  |
| Car                 |         |         |         |         |         |       |         |        |         |         |  |
| 1,384               | 1,085   | 561     | 544     | 564     | 549     | 476   | 468     | 142    | 141     | 2019    |  |
| 1,426               | 1,115   | 576     | 561     | 577     | 562     | 487   | 478     | 153    | 152     | 2020    |  |
| 1,427               | 1,154   | 586     | 571     | 585     | 569     | 493   | 485     | 163    | 162     | 2021    |  |
| 1,443               | 1,205   | 599     | 584     | 599     | 581     | 499   | 491     | 172    | 170     | 2022    |  |
| 1,479               | 1,250   | 609     | 594     | 615     | 590     | 509   | 501     | 176    | 174     | 2023    |  |
| 1,486               | 1,258   | 612     | 597     | 620     | 593     | 512   | 503     | 177    | 176     | 3. 2024 |  |
| 1,487               | 1,260   | 612     | 597     | 621     | 593     | 512   | 504     | 177    | 176     | 4       |  |
| 1,491               | 1,262   | 612     | 598     | 622     | 594     | 513   | 505     | 178    | 176     | 5       |  |
| 1,493               | 1,264   | 613     | 599     | 624     | 595     | 514   | 505     | 178    | 176     | 6       |  |
| 1,495               | 1,267   | 614     | 599     | 625     | 595     | 514   | 506     | 178    | 177     | 7       |  |
| 1,494               | 1,266   | 614     | 599     | 626     | 595     | 515   | 507     | 179    | 177     | 8       |  |
| 1,496               | 1,268   | 615     | 600     | 627     | 596     | 516   | 507     | 179    | 177     | 9       |  |
| Bus                 |         |         |         |         |         |       |         |        |         |         |  |
| 52                  | 38      | 20      | 17      | 21      | 18      | 15    | 13      | 4      | 4       | 2019    |  |
| 49                  | 37      | 20      | 17      | 20      | 18      | 15    | 12      | 4      | 4       | 2020    |  |
| 45                  | 35      | 19      | 16      | 19      | 16      | 14    | 12      | 4      | 4       | 2021    |  |
| 42                  | 33      | 18      | 15      | 18      | 15      | 13    | 11      | 4      | 4       | 2022    |  |
| 40                  | 32      | 17      | 14      | 17      | 15      | 13    | 11      | 4      | 3       | 2023    |  |
| 39                  | 31      | 17      | 14      | 17      | 14      | 13    | 10      | 4      | 3       | 3. 2024 |  |
| 39                  | 31      | 17      | 14      | 17      | 14      | 13    | 10      | 4      | 3       | 4       |  |
| 39                  | 31      | 17      | 14      | 17      | 14      | 13    | 10      | 4      | 3       | 5       |  |
| 39                  | 31      | 17      | 14      | 17      | 14      | 13    | 10      | 4      | 3       | 6       |  |
| 39                  | 30      | 17      | 14      | 17      | 14      | 13    | 10      | 4      | 3       | 7       |  |
| 39                  | 30      | 17      | 14      | 17      | 14      | 13    | 10      | 4      | 3       | 8       |  |
| 38                  | 30      | 17      | 14      | 17      | 14      | 13    | 10      | 4      | 3       | 9       |  |
| Truck               |         |         |         |         |         |       |         |        |         |         |  |
| 193                 | 161     | 92      | 79      | 87      | 75      | 71    | 61      | 16     | 14      | 2019    |  |
| 193                 | 161     | 92      | 78      | 86      | 74      | 71    | 61      | 17     | 15      | 2020    |  |
| 195                 | 160     | 92      | 78      | 86      | 73      | 71    | 61      | 17     | 15      | 2021    |  |
| 199                 | 164     | 94      | 79      | 87      | 74      | 72    | 62      | 17     | 15      | 2022    |  |
| 202                 | 166     | 94      | 78      | 87      | 74      | 74    | 63      | 17     | 15      | 2023    |  |
| 202                 | 166     | 94      | 78      | 87      | 73      | 74    | 63      | 17     | 15      | 3. 2024 |  |
| 202                 | 165     | 93      | 78      | 86      | 73      | 74    | 63      | 17     | 15      | 4       |  |
| 202                 | 166     | 93      | 78      | 86      | 73      | 74    | 63      | 17     | 15      | 5       |  |
| 203                 | 166     | 93      | 78      | 86      | 73      | 74    | 63      | 17     | 15      | 6       |  |
| 202                 | 166     | 93      | 78      | 86      | 73      | 74    | 63      | 17     | 15      | 7       |  |
| 202                 | 165     | 93      | 78      | 86      | 73      | 74    | 63      | 17     | 15      | 8       |  |
| 201                 | 165     | 93      | 78      | 86      | 73      | 74    | 63      | 17     | 15      | 9       |  |

Note: 1) Including special car

Source: Ministry of Land, Infrastructure and Transport.

5. ( )

|         | 가        |         | 가       |         | 가        |         | 가        |         | Jeonbuk |
|---------|----------|---------|---------|---------|----------|---------|----------|---------|---------|
|         | Gyeonggi | Private | Gangwon | Private | Chungbuk | Private | Chungnam | Private |         |
|         | 1)       |         |         |         |          |         |          |         |         |
| 2019    | 5,766    | 5,519   | 783     | 751     | 838      | 798     | 1,118    | 1,073   | 929     |
| 2020    | 6,004    | 5,754   | 809     | 778     | 866      | 826     | 1,150    | 1,104   | 948     |
| 2021    | 6,204    | 5,948   | 828     | 796     | 892      | 851     | 1,176    | 1,130   | 960     |
| 2022    | 6,379    | 6,110   | 852     | 819     | 916      | 873     | 1,211    | 1,164   | 978     |
| 2023    | 6,525    | 6,247   | 867     | 833     | 936      | 891     | 1,245    | 1,198   | 993     |
| 2024. 3 | 6,557    | 6,279   | 870     | 837     | 941      | 896     | 1,256    | 1,209   | 997     |
| 4       | 6,563    | 6,285   | 870     | 837     | 942      | 898     | 1,258    | 1,211   | 997     |
| 5       | 6,572    | 6,294   | 871     | 838     | 942      | 898     | 1,260    | 1,213   | 997     |
| 6       | 6,584    | 6,306   | 872     | 838     | 943      | 899     | 1,262    | 1,215   | 998     |
| 7       | 6,594    | 6,316   | 873     | 839     | 945      | 900     | 1,264    | 1,216   | 1,000   |
| 8       | 6,598    | 6,321   | 873     | 840     | 945      | 901     | 1,265    | 1,218   | 1,000   |
| 9       | 6,607    | 6,329   | 873     | 840     | 946      | 902     | 1,268    | 1,220   | 1,000   |
| 2019    | 4,737    | 4,658   | 594     | 581     | 645      | 629     | 849      | 833     | 706     |
| 2020    | 4,967    | 4,888   | 617     | 604     | 673      | 656     | 879      | 864     | 724     |
| 2021    | 5,156    | 5,076   | 635     | 622     | 699      | 682     | 905      | 889     | 735     |
| 2022    | 5,312    | 5,226   | 655     | 641     | 719      | 700     | 935      | 919     | 750     |
| 2023    | 5,453    | 5,366   | 669     | 655     | 737      | 717     | 965      | 949     | 763     |
| 2024. 3 | 5,485    | 5,398   | 672     | 658     | 741      | 722     | 974      | 959     | 767     |
| 4       | 5,494    | 5,407   | 673     | 659     | 742      | 723     | 977      | 961     | 767     |
| 5       | 5,504    | 5,417   | 674     | 660     | 743      | 724     | 979      | 963     | 768     |
| 6       | 5,516    | 5,430   | 675     | 661     | 744      | 725     | 981      | 966     | 769     |
| 7       | 5,526    | 5,440   | 676     | 661     | 745      | 727     | 983      | 967     | 770     |
| 8       | 5,531    | 5,445   | 676     | 662     | 746      | 727     | 984      | 969     | 770     |
| 9       | 5,540    | 5,454   | 677     | 663     | 747      | 728     | 986      | 971     | 771     |
| 2019    | 210      | 174     | 29      | 24      | 30       | 26      | 42       | 36      | 33      |
| 2020    | 205      | 168     | 29      | 24      | 29       | 25      | 41       | 35      | 33      |
| 2021    | 197      | 161     | 27      | 23      | 29       | 24      | 40       | 33      | 31      |
| 2022    | 191      | 155     | 27      | 22      | 28       | 23      | 39       | 32      | 31      |
| 2023    | 183      | 147     | 25      | 21      | 27       | 22      | 38       | 31      | 29      |
| 2024. 3 | 181      | 145     | 25      | 21      | 27       | 22      | 38       | 31      | 29      |
| 4       | 179      | 143     | 25      | 20      | 27       | 22      | 37       | 31      | 29      |
| 5       | 178      | 142     | 25      | 20      | 27       | 22      | 37       | 31      | 29      |
| 6       | 178      | 142     | 25      | 20      | 26       | 22      | 37       | 31      | 29      |
| 7       | 177      | 141     | 25      | 20      | 26       | 22      | 37       | 30      | 29      |
| 8       | 177      | 140     | 25      | 20      | 26       | 22      | 37       | 30      | 29      |
| 9       | 176      | 140     | 25      | 20      | 26       | 21      | 37       | 30      | 28      |
| 2019    | 800      | 681     | 156     | 145     | 158      | 142     | 222      | 203     | 186     |
| 2020    | 811      | 688     | 159     | 148     | 159      | 143     | 224      | 204     | 187     |
| 2021    | 826      | 698     | 161     | 150     | 160      | 143     | 225      | 204     | 188     |
| 2022    | 848      | 714     | 165     | 153     | 164      | 147     | 231      | 209     | 192     |
| 2023    | 858      | 717     | 167     | 155     | 166      | 149     | 235      | 213     | 194     |
| 2024. 3 | 860      | 718     | 167     | 155     | 167      | 149     | 237      | 215     | 195     |
| 4       | 859      | 717     | 167     | 155     | 167      | 149     | 236      | 214     | 194     |
| 5       | 859      | 716     | 166     | 155     | 166      | 149     | 236      | 214     | 194     |
| 6       | 859      | 717     | 166     | 155     | 166      | 149     | 237      | 214     | 195     |
| 7       | 859      | 717     | 166     | 154     | 167      | 149     | 237      | 214     | 195     |
| 8       | 859      | 717     | 166     | 154     | 167      | 149     | 237      | 214     | 195     |
| 9       | 859      | 716     | 166     | 154     | 167      | 149     | 237      | 215     | 195     |

## 5. Number of Registered Motor Vehicles (Cont'd)

In thousand each

| 가                   |         | 가       |           | 가       |           | 가       |      | 가       |    |      |
|---------------------|---------|---------|-----------|---------|-----------|---------|------|---------|----|------|
| Private             | Jeonnam | Private | Gyeongbuk | Private | Gyeongnam | Private | Jeju | Private |    |      |
| Total <sup>1)</sup> |         |         |           |         |           |         |      |         |    |      |
| 883                 | 1,056   | 917     | 1,446     | 1,390   | 1,722     | 1,629   | 596  | 368     |    | 2019 |
| 903                 | 1,100   | 944     | 1,475     | 1,419   | 1,788     | 1,664   | 615  | 382     |    | 2020 |
| 916                 | 1,172   | 962     | 1,499     | 1,443   | 1,832     | 1,700   | 659  | 396     |    | 2021 |
| 935                 | 1,237   | 987     | 1,524     | 1,468   | 1,897     | 1,743   | 690  | 413     |    | 2022 |
| 950                 | 1,250   | 1,011   | 1,534     | 1,477   | 1,944     | 1,783   | 703  | 422     |    | 2023 |
| 955                 | 1,257   | 1,018   | 1,543     | 1,486   | 1,956     | 1,793   | 704  | 424     | 3. | 2024 |
| 955                 | 1,259   | 1,018   | 1,543     | 1,486   | 1,957     | 1,794   | 706  | 424     | 4  |      |
| 956                 | 1,261   | 1,019   | 1,544     | 1,487   | 1,959     | 1,796   | 707  | 424     | 5  |      |
| 957                 | 1,262   | 1,020   | 1,546     | 1,489   | 1,962     | 1,799   | 708  | 425     | 6  |      |
| 958                 | 1,265   | 1,022   | 1,548     | 1,491   | 1,966     | 1,802   | 710  | 426     | 7  |      |
| 958                 | 1,266   | 1,023   | 1,548     | 1,491   | 1,968     | 1,803   | 710  | 427     | 8  |      |
| 959                 | 1,270   | 1,024   | 1,549     | 1,492   | 1,972     | 1,805   | 711  | 428     | 9  |      |
| Car                 |         |         |           |         |           |         |      |         |    |      |
| 685                 | 767     | 665     | 1,072     | 1,055   | 1,366     | 1,316   | 495  | 280     |    | 2019 |
| 705                 | 807     | 688     | 1,099     | 1,082   | 1,433     | 1,352   | 513  | 293     |    | 2020 |
| 717                 | 878     | 706     | 1,124     | 1,107   | 1,478     | 1,390   | 555  | 306     |    | 2021 |
| 733                 | 938     | 727     | 1,143     | 1,127   | 1,540     | 1,431   | 582  | 318     |    | 2022 |
| 748                 | 947     | 747     | 1,156     | 1,140   | 1,586     | 1,470   | 594  | 326     |    | 2023 |
| 752                 | 953     | 753     | 1,163     | 1,147   | 1,597     | 1,479   | 595  | 327     | 3. | 2024 |
| 752                 | 955     | 754     | 1,164     | 1,148   | 1,598     | 1,481   | 597  | 328     | 4  |      |
| 753                 | 957     | 755     | 1,166     | 1,150   | 1,601     | 1,483   | 597  | 328     | 5  |      |
| 754                 | 959     | 756     | 1,167     | 1,151   | 1,605     | 1,486   | 599  | 329     | 6  |      |
| 755                 | 961     | 758     | 1,169     | 1,153   | 1,608     | 1,489   | 600  | 329     | 7  |      |
| 755                 | 963     | 759     | 1,170     | 1,154   | 1,611     | 1,491   | 600  | 330     | 8  |      |
| 756                 | 967     | 760     | 1,171     | 1,155   | 1,614     | 1,494   | 601  | 331     | 9  |      |
| Bus                 |         |         |           |         |           |         |      |         |    |      |
| 28                  | 40      | 31      | 49        | 42      | 55        | 46      | 20   | 12      |    | 2019 |
| 27                  | 39      | 30      | 48        | 41      | 54        | 44      | 19   | 11      |    | 2020 |
| 26                  | 39      | 29      | 47        | 39      | 51        | 42      | 18   | 11      |    | 2021 |
| 25                  | 38      | 28      | 45        | 38      | 49        | 40      | 18   | 11      |    | 2022 |
| 24                  | 37      | 27      | 44        | 36      | 48        | 39      | 17   | 10      |    | 2023 |
| 24                  | 36      | 27      | 43        | 36      | 47        | 38      | 17   | 10      | 3. | 2024 |
| 24                  | 36      | 27      | 43        | 36      | 47        | 38      | 17   | 10      | 4  |      |
| 24                  | 36      | 26      | 43        | 36      | 47        | 38      | 17   | 10      | 5  |      |
| 23                  | 36      | 26      | 43        | 36      | 47        | 38      | 17   | 10      | 6  |      |
| 23                  | 36      | 26      | 43        | 36      | 47        | 38      | 17   | 10      | 7  |      |
| 23                  | 36      | 26      | 43        | 36      | 46        | 37      | 17   | 10      | 8  |      |
| 23                  | 36      | 26      | 43        | 36      | 46        | 37      | 17   | 10      | 9  |      |
| Truck               |         |         |           |         |           |         |      |         |    |      |
| 169                 | 242     | 220     | 317       | 290     | 292       | 265     | 80   | 75      |    | 2019 |
| 170                 | 246     | 223     | 320       | 293     | 293       | 265     | 82   | 77      |    | 2020 |
| 170                 | 247     | 224     | 320       | 292     | 293       | 265     | 83   | 78      |    | 2021 |
| 174                 | 252     | 228     | 325       | 298     | 297       | 268     | 88   | 83      |    | 2022 |
| 176                 | 257     | 233     | 324       | 296     | 300       | 270     | 90   | 84      |    | 2023 |
| 176                 | 258     | 234     | 326       | 298     | 301       | 271     | 90   | 85      | 3. | 2024 |
| 176                 | 258     | 234     | 325       | 297     | 300       | 270     | 90   | 85      | 4  |      |
| 176                 | 258     | 234     | 324       | 296     | 300       | 270     | 90   | 85      | 5  |      |
| 176                 | 258     | 234     | 325       | 297     | 300       | 270     | 90   | 85      | 6  |      |
| 176                 | 258     | 234     | 325       | 297     | 300       | 270     | 91   | 85      | 7  |      |
| 176                 | 258     | 234     | 325       | 297     | 300       | 270     | 91   | 85      | 8  |      |
| 176                 | 258     | 234     | 324       | 297     | 300       | 269     | 91   | 86      | 9  |      |

## 6. Airport Cargo Transportation

In ton

|         | Total     | Incheon   | Gimpo   | Gimhae  | Jeju    | Daegu  | Gwangju | Cheongju |
|---------|-----------|-----------|---------|---------|---------|--------|---------|----------|
| 2017    | 4,611,766 | 3,806,251 | 266,428 | 186,471 | 275,129 | 32,031 | 15,592  | 19,213   |
| 2018    | 4,715,193 | 3,917,931 | 267,266 | 183,507 | 266,370 | 33,267 | 14,478  | 17,986   |
| 2019    | 4,533,446 | 3,765,649 | 253,395 | 171,953 | 258,847 | 34,718 | 12,500  | 18,918   |
| 2020    | 3,434,563 | 3,036,169 | 142,380 | 48,250  | 171,385 | 11,050 | 7,428   | 10,378   |
| 2021    | 3,829,418 | 3,419,804 | 142,439 | 36,010  | 188,926 | 10,584 | 8,679   | 13,627   |
| 2022    | 3,779,147 | 3,297,301 | 163,918 | 55,555  | 210,962 | 12,394 | 9,144   | 16,776   |
| 2023    | 4,166,355 | 3,600,288 | 185,570 | 113,703 | 202,609 | 22,077 | 9,549   | 20,724   |
| 2023. 9 | 352,527   | 306,325   | 16,107  | 8,794   | 16,303  | 1,786  | 741     | 1,796    |
| 10      | 370,855   | 317,665   | 16,963  | 10,725  | 18,981  | 2,164  | 975     | 2,262    |
| 11      | 370,990   | 321,040   | 16,468  | 10,510  | 17,099  | 2,047  | 777     | 1,966    |
| 12      | 381,959   | 332,048   | 16,143  | 11,339  | 16,398  | 2,070  | 658     | 2,185    |
| 2024. 1 | 366,913   | 314,739   | 15,902  | 12,137  | 17,226  | 2,278  | 718     | 2,559    |
| 2       | 349,258   | 298,443   | 15,754  | 11,532  | 16,775  | 2,072  | 713     | 2,625    |
| 3       | 393,539   | 343,094   | 16,184  | 11,656  | 16,559  | 2,033  | 623     | 2,325    |
| 4       | 374,114   | 324,117   | 15,257  | 11,264  | 17,503  | 1,976  | 797     | 2,261    |
| 5       | 384,700   | 334,225   | 15,274  | 11,522  | 17,600  | 1,921  | 828     | 2,202    |
| 6       | 384,391   | 336,235   | 15,171  | 11,181  | 16,041  | 1,867  | 733     | 2,118    |
| 7       | 385,957   | 337,163   | 14,638  | 11,969  | 16,092  | 2,019  | 714     | 2,385    |
| 8       | 386,376   | 331,982   | 15,816  | 12,873  | 18,527  | 2,282  | 884     | 2,796    |
| 9       | 370,305   | 320,164   | 15,869  | 11,752  | 16,598  | 1,918  | 698     | 2,249    |

|         | Muan  | Yangyang | Yeosu | Ulsan | Sacheon | Pohang<br>Gyeongju | Gunsan | Wonju |
|---------|-------|----------|-------|-------|---------|--------------------|--------|-------|
| 2017    | 2,243 | 169      | 2,774 | 2,657 | 761     | 323                | 1,267  | 459   |
| 2018    | 3,890 | 471      | 2,864 | 3,911 | 812     | 332                | 1,636  | 473   |
| 2019    | 6,762 | 466      | 2,859 | 3,826 | 868     | 395                | 1,674  | 619   |
| 2020    | 1,013 | 1,177    | 2,123 | 2,036 | 115     | 295                | 551    | 213   |
| 2021    | 35    | 1,004    | 3,062 | 2,410 | 0       | 697                | 1,430  | 713   |
| 2022    | 353   | 2,210    | 3,359 | 2,640 | 320     | 1,084              | 2,101  | 1,030 |
| 2023    | 2,724 | 1,417    | 2,558 | 1,552 | 475     | 1,149              | 880    | 1,080 |
| 2023. 9 | 100   | -        | 200   | 121   | 43      | 84                 | 43     | 82    |
| 10      | 232   | -        | 257   | 145   | 49      | 123                | 204    | 113   |
| 11      | 349   | -        | 233   | 124   | 57      | 101                | 135    | 85    |
| 12      | 484   | 20       | 185   | 125   | 60      | 78                 | 99     | 68    |
| 2024. 1 | 606   | 35       | 208   | 130   | 57      | 104                | 141    | 72    |
| 2       | 561   | 29       | 235   | 123   | 62      | 105                | 150    | 79    |
| 3       | 375   | 13       | 201   | 117   | 48      | 94                 | 134    | 85    |
| 4       | 138   | 5        | 235   | 170   | 51      | 93                 | 151    | 98    |
| 5       | 274   | -        | 254   | 168   | 63      | 112                | 159    | 99    |
| 6       | 293   | -        | 218   | 156   | 60      | 92                 | 136    | 91    |
| 7       | 261   | 11       | 203   | 162   | 53      | 81                 | 129    | 78    |
| 8       | 317   | 26       | 253   | 179   | 63      | 114                | 157    | 107   |
| 9       | 279   | 13       | 218   | 159   | 64      | 95                 | 140    | 89    |

: 1) ( , , )

Note: 1) Total Cargo by Airport (Freight, Mail, Baggage included)  
Source: Korea Airports Corporation.

## X. 도소매·서비스

Retail, Wholesale and Services

|                            |     |
|----------------------------|-----|
| 1. 도·소매업 생산지수              | 207 |
| 2. 시도별 대형소매점 판매액지수(불변지수)   | 208 |
| 3. 음식점 포함 소매판매액지수          | 209 |
| 4. 재별 및 상품군별 소매판매액지수(불변지수) | 210 |
| 5. 소매업태별 판매액지수             | 211 |
| 6. 온라인쇼핑 거래액               | 212 |
| 7. 서비스업 생산지수               | 216 |





## 주요 용어 해설 (Explanation of Terms)

### X-1. 경상지수(Value index)

- 월별로 조사한 대표업종별 매출액을 대표업종별 기준액(기준년도의 월평균 매출액)으로 나누어 작성한 지수(가격변동분 포함)

### X-1. 불변지수(Volume index)

- 경상지수를 디플레이터로 나누어 작성한 지수(가격변동분 제거)

### X-1. 도매업(Wholesale trade)

- 구입한 새로운 상품 또는 중고품을 변형하지 않고 소매업자, 산업 및 상업 사용자, 단체, 기관 및 전문 사용자 또는 다른 도매업자에게 재판매하는 산업활동을 말함

### X-1. 소매업(Retail trade)

- 개인 및 소비용 상품(신품, 중고품)을 변형하지 않고 일반 대중에게 재판매하는 산업활동으로서 여기에는 백화점, 점포, 노점, 배달 또는 통신 판매, 소비조합, 행사인, 경매 등을 포함

### X-4. 내구재(Durable goods)

- 1년 이상 사용할 수 있는 것으로, 주로 고가 상품이 해당됨

### X-4. 준내구재(Semi-durable goods)

- 1년 이상 사용이 가능하나 주로 저가인 상품

### X-4. 비내구재(Non-durable goods)

- 이용할 수 있는 기간이 짧고 반복적으로 이용이 곤란한 상품

### X-5. 소매업태별 판매액지수(Sales index by retail business type)

- 유통부문의 업태별 상품군별 판매동향을 파악하기 위하여 승용차 및 소매업의 월별 판매액을 조사 하여 집계한 금액. 기준년도는 2020년이며 경상지수, 불변지수, 계절조정지수를 작성함. 불변지수는 소비자물가지수의 해당품목을 소매판매액 통계 분류에 맞게 가중평균한 지수(디플레이터)를 이용하여 작성하며, 계절조정지수는 불변지수에서 계절변동요인(계절요인, 명절요인 및 영업일수)을 제거하여 순수 경기변동 측면에서 파악하기 위해 작성

### X-7. 서비스업 생산지수(Index of services by industry sector)

- 서비스업 전체와 개별 업종의 생산활동을 종합적으로 파악하기 위해 개별 업종의 상대적 중요도인 부가가치 기준 가중치를 적용하여 지수화한 것



# 1. Wholesale and Retail Production Indexes

2020=100

|              | Wholesale & retail trade | Sale of motor vehicles & parts |                                   |       | Wholesale trade on own account or on a fee or contract basis | Agricultural raw materials & live animals & plants | Food, beverages & tobaccos | Household goods | Machinery, equipment & supplies | Construction materials, hardware & heating & air conditioning equipment | Other specialized wholesale |
|--------------|--------------------------|--------------------------------|-----------------------------------|-------|--|--|----------------------------|-----------------|---------------------------------|---|-----------------------------|
|              |                          | Motor vehicles                 | Motor vehicle parts & accessories |       |  |  |                            |                 |                                 |   |                             |
| Value index  |                          |                                |                                   |       |  |  |                            |                 |                                 |   |                             |
| 2021         | 110.3                    | 109.3                          | 105.1                             | 111.5 | 111.7  | 113.0  | 105.2                      | 105.7           | 108.8                           | 109.0   | 128.8                       |
| 2022         | 120.5                    | 113.4                          | 111.3                             | 112.4 | 125.1  | 126.2  | 118.5                      | 113.0           | 127.4                           | 113.5   | 146.1                       |
| 2023         | 121.5                    | 116.9                          | 117.4                             | 112.1 | 124.2  | 124.8  | 129.7                      | 118.2           | 117.9                           | 118.2   | 133.0                       |
| 2024.        | 2                        | 112.8                          | 99.3                              | 96.9  | 98.8   | 114.4  | 110.5                      | 120.7           | 115.3                           | 109.7   | 114.6                       |
|              | 3                        | 121.7                          | 124.5                             | 126.9 | 117.0  | 123.0  | 122.8                      | 123.1           | 118.5                           | 118.3   | 130.8                       |
|              | 4                        | 120.0                          | 119.3                             | 118.5 | 116.3  | 122.2  | 127.7                      | 126.5           | 121.1                           | 105.1   | 130.9                       |
|              | 5                        | 123.0                          | 119.5                             | 118.6 | 116.4  | 124.7  | 129.5                      | 128.8           | 122.1                           | 110.3   | 131.2                       |
|              | 6                        | 120.3                          | 115.4                             | 117.9 | 108.1  | 123.1  | 115.1                      | 121.0           | 113.4                           | 128.7   | 128.2                       |
|              | 7                        | 116.5                          | 116.2                             | 115.8 | 112.6  | 117.7  | 120.9                      | 129.4           | 119.5                           | 102.2   | 115.9                       |
|              | 8                        | 117.0                          | 111.8                             | 109.5 | 111.0  | 119.0  | 108.2                      | 130.2           | 118.5                           | 107.3   | 114.8                       |
|              | 9                        | 120.8                          | 114.7                             | 117.4 | 107.1  | 121.9  | 114.5                      | 132.2           | 120.0                           | 124.3   | 112.0                       |
| Volume index |                          |                                |                                   |       |  |  |                            |                 |                                 |   |                             |
| 2021         | 104.3                    | 107.9                          | 104.7                             | 109.6 | 103.5  | 103.0  | 99.8                       | 103.8           | 106.8                           | 95.1  | 105.0                       |
| 2022         | 107.1                    | 108.7                          | 108.1                             | 106.6 | 107.9  | 112.5  | 106.5                      | 106.8           | 122.6                           | 85.6  | 99.0                        |
| 2023         | 106.4                    | 109.4                          | 110.9                             | 104.3 | 106.7  | 110.1  | 111.4                      | 108.3           | 114.6                           | 86.4  | 95.9                        |
| 2024.        | 2                        | 97.3                           | 91.7                              | 90.2  | 91.0   | 97.1   | 97.3                       | 98.6            | 104.9                           | 105.3   | 83.5                        |
|              | 3                        | 104.8                          | 114.8                             | 117.9 | 107.6  | 104.1  | 108.5                      | 99.9            | 107.8                           | 113.7   | 94.6                        |
|              | 4                        | 103.3                          | 110.0                             | 110.0 | 107.0  | 103.4  | 114.1                      | 104.0           | 110.2                           | 100.4   | 95.9                        |
|              | 5                        | 106.1                          | 110.1                             | 110.0 | 107.0  | 105.9  | 115.8                      | 108.3           | 110.9                           | 105.2   | 94.0                        |
|              | 6                        | 104.0                          | 106.3                             | 109.3 | 99.3   | 104.7  | 103.8                      | 103.2           | 103.4                           | 122.3   | 91.7                        |
|              | 7                        | 100.4                          | 106.9                             | 107.4 | 103.2  | 99.8   | 109.7                      | 108.8           | 108.9                           | 97.1  | 86.5                        |
|              | 8                        | 100.7                          | 102.8                             | 101.5 | 101.7  | 100.9  | 99.4                       | 106.5           | 108.0                           | 102.4   | 89.1                        |
|              | 9                        | 103.8                          | 105.3                             | 108.8 | 97.7   | 103.1  | 105.6                      | 104.9           | 109.4                           | 118.8   | 82.2                        |

|              | Retail trade, except motor vehicles and motorcycles | 가                      |  |   | 가     | 가     | 가     | 가     | 가     | 가     | 가 |
|--------------|---|------------------------|--|---|-------|-------|-------|-------|-------|-------|---|
|              |   | Non-specialized stores | Foods, beverages & tobacco in specialized stores | Household electrical appliances & information & communication equipment |       |       |       |       |       |       |   |
| Value index  |   |                        |  |   |       |       |       |       |       |       |   |
| 2021         | 107.7   | 104.6                  | 100.8  | 99.0  | 112.0 | 104.0 | 106.3 | 121.2 | 108.8 | 113.9 |   |
| 2022         | 113.3   | 108.5                  | 93.5   | 90.7  | 120.6 | 99.6  | 109.9 | 148.8 | 126.4 | 118.9 |   |
| 2023         | 117.3   | 113.6                  | 102.7  | 86.1  | 134.9 | 94.0  | 102.4 | 141.0 | 127.0 | 125.7 |   |
| 2024.        | 2   | 112.2                  | 109.4  | 117.1   | 79.1  | 112.6 | 86.3  | 97.1  | 129.4 | 120.8 |   |
|              | 3   | 118.5                  | 112.6  | 85.5  | 77.3  | 138.7 | 93.9  | 120.3 | 143.1 | 137.9 |   |
|              | 4   | 115.8                  | 108.5  | 78.3  | 77.8  | 145.4 | 85.8  | 104.2 | 137.2 | 136.1 |   |
|              | 5   | 120.4                  | 115.8  | 82.5  | 81.5  | 145.5 | 91.7  | 108.4 | 140.6 | 140.0 |   |
|              | 6   | 115.7                  | 111.3  | 80.9  | 81.1  | 131.2 | 90.7  | 98.2  | 133.4 | 141.8 |   |
|              | 7   | 114.0                  | 111.2  | 80.9  | 92.9  | 113.0 | 85.4  | 99.3  | 134.8 | 135.8 |   |
|              | 8   | 113.9                  | 117.2  | 85.1  | 89.2  | 102.4 | 84.2  | 96.4  | 142.2 | 132.9 |   |
|              | 9   | 119.7                  | 120.3  | 117.1   | 81.6  | 124.2 | 81.4  | 108.2 | 130.9 | 137.4 |   |
| Volume index |   |                        |  |   |       |       |       |       |       |       |   |
| 2021         | 105.2   | 101.3                  | 95.6   | 103.5   | 111.4 | 101.4 | 106.8 | 104.1 | 108.1 | 112.2 |   |
| 2022         | 105.1   | 99.9                   | 84.1   | 93.1  | 116.2 | 91.7  | 107.0 | 102.2 | 122.0 | 112.3 |   |
| 2023         | 105.3   | 99.6                   | 88.0   | 85.7  | 122.4 | 82.1  | 97.4  | 111.6 | 119.2 | 113.5 |   |
| 2024.        | 2   | 98.6                   | 92.8   | 95.8  | 78.3  | 99.8  | 74.7  | 90.8  | 104.5 | 112.8 |   |
|              | 3   | 104.0                  | 95.5   | 69.8  | 76.6  | 122.8 | 80.5  | 112.9 | 114.0 | 128.1 |   |
|              | 4   | 101.8                  | 92.6   | 64.6  | 76.9  | 128.8 | 73.5  | 97.6  | 107.5 | 126.6 |   |
|              | 5   | 105.9                  | 99.2   | 68.5  | 80.9  | 128.3 | 78.4  | 101.3 | 109.7 | 129.5 |   |
|              | 6   | 102.2                  | 95.8   | 67.8  | 80.5  | 115.7 | 77.6  | 90.9  | 107.3 | 131.3 |   |
|              | 7   | 100.3                  | 95.4   | 67.4  | 92.4  | 99.6  | 73.0  | 92.1  | 104.9 | 125.2 |   |
|              | 8   | 99.8                   | 99.7   | 70.1  | 89.6  | 90.2  | 71.7  | 89.4  | 110.7 | 122.5 |   |
|              | 9   | 104.7                  | 101.5  | 95.2  | 81.9  | 109.4 | 69.4  | 100.8 | 106.4 | 126.8 |   |

: 1) 2  
:

Note: 1) Recent two month data are preliminary.  
Source: Statistics Korea.

## 2. ( )<sup>1)2)</sup> Large Retail Non-specialized Stores Sales Index by City and Province (Volume Index)

2020=100

|         | Seoul | Busan | Daegu | Incheon | Gwangju | Daejeon | Ulsan | Sejong |
|---------|-------|-------|-------|---------|---------|---------|-------|--------|
| 2019    | 106.2 | 103.8 | 108.3 | 103.5   | 105.5   | 107.3   | 106.8 | 89.6   |
| 2020    | 100.0 | 100.0 | 100.0 | 100.0   | 100.0   | 100.0   | 100.0 | 100.0  |
| 2021    | 113.6 | 110.6 | 110.7 | 105.1   | 109.2   | 117.5   | 102.3 | 106.7  |
| 2022    | 117.7 | 114.7 | 110.8 | 102.6   | 109.2   | 136.2   | 97.1  | 108.5  |
| 2023    | 123.2 | 115.4 | 110.1 | 106.7   | 106.1   | 132.5   | 99.0  | 109.3  |
| 2023. 9 | 125.6 | 117.2 | 112.9 | 117.2   | 109.0   | 133.0   | 105.8 | 113.6  |
| 10      | 123.5 | 116.8 | 111.5 | 108.0   | 108.2   | 132.5   | 101.4 | 107.1  |
| 11      | 130.3 | 118.1 | 111.7 | 111.8   | 105.9   | 135.6   | 99.8  | 108.7  |
| 12      | 138.9 | 128.5 | 123.0 | 119.1   | 114.8   | 148.8   | 102.7 | 121.2  |
| 2024. 1 | 120.9 | 111.6 | 108.0 | 110.3   | 98.9    | 124.1   | 97.3  | 111.8  |
| 2       | 115.8 | 106.3 | 103.9 | 105.3   | 97.7    | 122.7   | 93.8  | 109.0  |
| 3       | 126.5 | 115.1 | 111.8 | 111.2   | 107.2   | 136.9   | 98.9  | 113.5  |
| 4       | 119.1 | 105.4 | 100.5 | 103.2   | 95.4    | 119.0   | 87.9  | 101.6  |
| 5       | 126.8 | 115.1 | 110.4 | 113.4   | 102.7   | 128.3   | 100.0 | 114.9  |
| 6       | 117.0 | 108.3 | 104.2 | 101.0   | 94.0    | 125.9   | 92.4  | 112.9  |
| 7       | 113.5 | 107.7 | 105.0 | 100.5   | 92.9    | 117.0   | 93.4  | 111.0  |
| 8       | 114.8 | 107.4 | 107.1 | 110.9   | 95.6    | 120.8   | 91.7  | 119.4  |
| 9       | 121.3 | 115.8 | 110.5 | 121.0   | 103.4   | 125.6   | 99.5  | 119.0  |

|         | Gyeonggi | Gangwon | Chungbuk | Chungnam | Jeonbuk | Jeonnam | Gyeongbuk | Gyeongnam | Jeju  |
|---------|----------|---------|----------|----------|---------|---------|-----------|-----------|-------|
| 2019    | 102.6    | 101.1   | 103.2    | 105.3    | 104.3   | 101.2   | 104.6     | 107.2     | 101.3 |
| 2020    | 100.0    | 100.0   | 100.0    | 100.0    | 100.0   | 100.0   | 100.0     | 100.0     | 100.0 |
| 2021    | 107.6    | 104.1   | 101.5    | 103.9    | 101.9   | 100.5   | 103.8     | 102.6     | 101.4 |
| 2022    | 108.4    | 102.1   | 96.7     | 103.5    | 99.6    | 94.4    | 99.5      | 107.3     | 97.7  |
| 2023    | 109.4    | 93.1    | 97.3     | 99.1     | 101.5   | 96.1    | 93.1      | 111.2     | 97.1  |
| 2023. 9 | 115.7    | 99.1    | 106.0    | 104.6    | 115.0   | 107.4   | 103.0     | 119.2     | 104.5 |
| 10      | 107.0    | 91.8    | 94.6     | 96.9     | 102.2   | 94.8    | 88.8      | 111.7     | 94.4  |
| 11      | 109.5    | 94.0    | 96.7     | 103.1    | 102.8   | 94.8    | 91.5      | 112.0     | 96.5  |
| 12      | 117.0    | 98.4    | 99.6     | 108.2    | 106.0   | 101.6   | 96.7      | 114.9     | 98.1  |
| 2024. 1 | 109.1    | 90.4    | 94.3     | 95.7     | 102.0   | 91.7    | 89.6      | 108.9     | 95.9  |
| 2       | 102.1    | 94.0    | 91.5     | 94.5     | 99.0    | 90.4    | 93.9      | 106.9     | 93.8  |
| 3       | 107.2    | 96.1    | 96.3     | 99.5     | 99.8    | 91.2    | 92.4      | 108.7     | 92.5  |
| 4       | 97.7     | 85.9    | 86.4     | 89.7     | 89.2    | 82.5    | 83.7      | 99.2      | 89.4  |
| 5       | 106.4    | 91.6    | 95.3     | 96.0     | 100.4   | 93.6    | 91.5      | 109.2     | 98.8  |
| 6       | 101.8    | 86.0    | 87.8     | 93.8     | 91.6    | 86.2    | 83.6      | 104.2     | 92.2  |
| 7       | 99.7     | 88.0    | 88.3     | 95.8     | 93.9    | 89.7    | 86.1      | 103.4     | 108.4 |
| 8       | 105.5    | 93.8    | 95.2     | 96.2     | 99.2    | 96.7    | 91.9      | 106.6     | 101.5 |
| 9       | 110.6    | 93.5    | 98.5     | 104.5    | 107.2   | 96.6    | 96.6      | 110.9     | 98.5  |

: 1) 2  
2) 3,000㎡ ( , )  
:

Note: 1) Recent two month data are preliminary.

2) Floor space 3,000㎡ or more in large retail non-specialized stores

Source: Statistics Korea.

### 3. Retail Sales & Food Service

1)

2020=100, %

|                | Retail sales & food service             |      |              |   |       |              |   |
|----------------|---|------|--------------|---|-------|--------------|---|
|                | ( )                                     |      | Retail sales | ( )                                     |       | Food service | ( )                                     |
|                | Change over the same month of last year |      |              | Change over the same month of last year |       |              | Change over the same month of last year |
| 2) Value index |   |      |              |   |       |              |   |
| 2019           | 102.7                                   | 1.6  | 102.7        | 1.8                                     | 118.1 | 1.1          |   |
| 2020           | 100.0                                   | -2.6 | 100.0        | 0.4                                     | 100.0 | -15.3        |   |
| 2021           | 107.5                                   | 7.5  | 107.5        | 8.9                                     | 101.3 | 1.3          |   |
| 2022           | 117.4                                   | 9.2  | 117.4        | 5.9                                     | 126.3 | 24.7         |   |
| 2023           | 119.8                                   | 2.0  | 119.8        | 1.1                                     | 133.2 | 5.5          |   |
| 2023. 6        | 119.2                                   | 1.3  | 116.2        | 1.7                                     | 131.9 | -0.2         |   |
| 7              | 117.4                                   | -2.3 | 113.1        | -2.0                                    | 136.1 | -3.3         |   |
| 8              | 118.0                                   | -2.2 | 113.7        | -2.7                                    | 136.3 | -1.0         |   |
| 9              | 122.5                                   | 2.1  | 120.6        | 1.9                                     | 130.9 | 2.8          |   |
| 10             | 121.6                                   | -1.1 | 118.7        | -1.0                                    | 133.7 | -1.5         |   |
| 11             | 122.9                                   | 2.1  | 121.4        | 2.6                                     | 129.5 | 0.1          |   |
| 12             | 126.3                                   | 1.5  | 122.3        | 1.7                                     | 143.3 | 0.8          |   |
| 2024. 1        | 116.8                                   | -0.3 | 113.7        | -1.2                                    | 130.2 | 3.7          |   |
| 2              | 112.3                                   | 2.8  | 110.0        | 4.2                                     | 121.9 | -1.9         |   |
| 3              | 122.0                                   | 0.1  | 118.8        | -0.1                                    | 136.0 | 0.8          |   |
| 4              | 118.9                                   | 0.8  | 115.5        | 1.0                                     | 133.5 | -0.4         |   |
| 5              | 123.4                                   | 0.2  | 119.6        | -0.2                                    | 139.6 | 1.5          |   |
| 6              | 118.6                                   | -0.5 | 115.0        | -1.0                                    | 133.8 | 1.4          |   |
| 7              | 118.0                                   | 0.5  | 113.9        | 0.7                                     | 135.7 | -0.3         |   |
| 8              | 118.5                                   | 0.4  | 114.0        | 0.3                                     | 138.4 | 1.5          |   |
| 9              | 120.6                                   | -1.6 | 118.6        | -1.7                                    | 128.9 | -1.5         |   |
| Volume index   |   |      |              |   |       |              |   |
| 2019           | 103.2                                   | 1.7  | 2.4          | 2.4                                     | 119.3 | -1.2         |   |
| 2020           | 100.0                                   | -3.1 | -0.1         | -0.1                                    | 100.0 | -16.2        |   |
| 2021           | 104.5                                   | 4.5  | 5.8          | 5.8                                     | 98.7  | -1.3         |   |
| 2022           | 107.1                                   | 2.5  | -0.3         | -0.3                                    | 114.2 | 15.7         |   |
| 2023           | 105.7                                   | -1.3 | -1.5         | -1.5                                    | 113.6 | -0.5         |   |
| 2023. 6        | 106.1                                   | -0.3 | 104.7        | 1.4                                     | 112.4 | -6.2         |   |
| 7              | 104.3                                   | -3.5 | 101.7        | -2.0                                    | 115.7 | -8.6         |   |
| 8              | 103.5                                   | -5.0 | 100.6        | -4.7                                    | 115.8 | -5.8         |   |
| 9              | 106.6                                   | -1.5 | 105.6        | -1.4                                    | 110.9 | -1.9         |   |
| 10             | 105.2                                   | -5.0 | 103.4        | -4.8                                    | 113.1 | -5.9         |   |
| 11             | 107.2                                   | -1.0 | 106.8        | -0.1                                    | 109.2 | -4.4         |   |
| 12             | 110.3                                   | -1.3 | 107.9        | -0.7                                    | 120.5 | -3.5         |   |
| 2024. 1        | 101.7                                   | -2.8 | 100.0        | -3.4                                    | 109.1 | -0.5         |   |
| 2              | 97.0                                    | -0.4 | 95.9         | 0.9                                     | 101.9 | -5.4         |   |
| 3              | 105.3                                   | -3.2 | 103.4        | -3.4                                    | 113.4 | -2.3         |   |
| 4              | 102.6                                   | -2.3 | 100.7        | -2.0                                    | 111.0 | -3.1         |   |
| 5              | 106.5                                   | -2.6 | 104.3        | -2.9                                    | 116.0 | -1.2         |   |
| 6              | 102.8                                   | -3.1 | 100.9        | -3.6                                    | 111.0 | -1.2         |   |
| 7              | 101.9                                   | -2.3 | 99.5         | -2.2                                    | 112.4 | -2.9         |   |
| 8              | 102.2                                   | -1.3 | 99.3         | -1.3                                    | 114.6 | -1.0         |   |
| 9              | 103.9                                   | -2.5 | 103.3        | -2.2                                    | 106.9 | -3.6         |   |

: 1) 2  
2) 가 가  
:

Note: 1) Recent two month data are preliminary.

2) Value at current prices

Source: Statistics Korea.

## 4. Sales Index by Product Group (Volume Index) <sup>1)</sup>

2020=100

|         | Total                 | Total<br>(excluding<br>passenger<br>cars) | ( )              |                      |                              |   |                |                       | Semi-durable<br>goods | Clothing   |
|---------|-----------------------|---|------------------|----------------------|------------------------------|---|----------------|-----------------------|-----------------------|------------|
|         |                       |   | Durable<br>goods | Passenger<br>cars    | 가<br>Household<br>appliances | Telecommuni-<br>cation<br>equipment &<br>computer | 가<br>Furniture | The others            |                       |            |
| 2021    | 105.8                 | 106.5                                     | 106.3            | 99.8                 | 110.4                        | 108.2   | 104.2          | 116.7                 | 112.7                 | 115.8      |
| 2022    | 105.5                 | 106.1                                     | 102.9            | 100.3                | 103.5                        | 102.8   | 88.2           | 117.8                 | 115.2                 | 119.9      |
| 2023    | 103.9                 | 103.5                                     | 101.3            | 107.2                | 90.0                         | 104.2   | 78.2           | 111.9                 | 113.7                 | 120.0      |
| 2023. 9 | 105.6                 | 105.9                                     | 95.8             | 103.1                | 80.6                         | 99.9  | 72.1           | 107.4                 | 105.2                 | 105.8      |
| 10      | 103.4                 | 104.2                                     | 97.3             | 97.2                 | 85.3                         | 109.3   | 80.7           | 111.0                 | 128.0                 | 141.2      |
| 11      | 106.8                 | 105.4                                     | 106.3            | 118.5                | 92.8                         | 103.1   | 79.5           | 111.2                 | 126.2                 | 141.6      |
| 12      | 107.9                 | 106.9                                     | 105.2            | 117.0                | 84.4                         | 96.7  | 81.7           | 129.4                 | 124.1                 | 135.4      |
| 2024. 1 | 100.1                 | 102.0                                     | 95.5             | 82.4                 | 87.0                         | 128.7   | 84.8           | 109.0                 | 97.6                  | 101.8      |
| 2       | 95.9                  | 97.3                                      | 89.8             | 83.6                 | 76.9                         | 110.1   | 81.1           | 107.1                 | 96.2                  | 99.1       |
| 3       | 103.4                 | 102.5                                     | 102.6            | 111.4                | 80.0                         | 103.0   | 86.3           | 123.5                 | 115.1                 | 123.9      |
| 4       | 100.7                 | 100.7                                     | 96.8             | 100.2                | 85.2                         | 93.8  | 76.5           | 121.4                 | 117.1                 | 126.7      |
| 5       | 104.4                 | 104.7                                     | 99.8             | 101.3                | 95.1                         | 94.7  | 78.6           | 121.1                 | 118.0                 | 124.6      |
| 6       | 100.9                 | 100.8                                     | 100.7            | 101.5                | 96.2                         | 92.3  | 78.6           | 128.9                 | 108.6                 | 113.1      |
| 7       | 99.5                  | 99.8                                      | 101.6            | 97.1                 | 99.1                         | 108.2   | 74.8           | 124.7                 | 98.8                  | 99.7       |
| 8       | 99.3                  | 99.7                                      | 96.5             | 95.3                 | 94.8                         | 98.0  | 76.4           | 111.3                 | 90.7                  | 87.0       |
| 9       | 103.3                 | 103.1                                     | 98.6             | 105.3                | 82.3                         | 105.0   | 70.9           | 114.0                 | 102.0                 | 103.4      |
| <hr/>   |                       |   |                  |                      |                              |   |                |                       |                       |            |
|         | 가                     |   |                  | Non-durable<br>goods | Food                         | Pharmaceutic-<br>als                              | Cosmetics      | Books &<br>stationery | Automotive<br>fuel    | The others |
|         | Footwear &<br>luggage | Sports &<br>entertainment<br>goods        | The others       |                      |                              |   |                |                       |                       |            |
| 2021    | 113.3                 | 114.6                                     | 103.8            | 103.2                | 101.0                        | 105.8   | 106.6          | 99.8                  | 105.3                 | 106.4      |
| 2022    | 121.9                 | 113.7                                     | 101.9            | 103.5                | 98.5                         | 126.3   | 104.0          | 99.3                  | 104.4                 | 112.0      |
| 2023    | 119.1                 | 111.4                                     | 97.9             | 101.8                | 96.7                         | 124.4   | 93.4           | 106.2                 | 101.4                 | 123.6      |
| 2023. 9 | 109.9                 | 113.4                                     | 95.8             | 110.1                | 112.5                        | 122.6   | 100.9          | 101.7                 | 100.7                 | 121.1      |
| 10      | 122.3                 | 125.4                                     | 102.2            | 98.4                 | 89.4                         | 126.7   | 96.8           | 94.2                  | 102.6                 | 122.4      |
| 11      | 115.1                 | 115.2                                     | 103.7            | 100.7                | 92.1                         | 129.0   | 92.8           | 104.1                 | 105.9                 | 125.4      |
| 12      | 124.0                 | 113.9                                     | 104.5            | 103.9                | 94.7                         | 130.1   | 100.9          | 129.5                 | 106.0                 | 128.4      |
| 2024. 1 | 104.7                 | 88.4                                      | 89.7             | 102.8                | 95.8                         | 132.2   | 104.3          | 106.3                 | 99.7                  | 124.1      |
| 2       | 110.8                 | 86.5                                      | 87.4             | 98.6                 | 96.9                         | 125.2   | 83.5           | 108.6                 | 91.2                  | 116.5      |
| 3       | 126.8                 | 106.0                                     | 94.6             | 99.9                 | 90.8                         | 125.5   | 93.2           | 131.3                 | 101.9                 | 128.2      |
| 4       | 126.6                 | 112.9                                     | 92.8             | 97.1                 | 88.5                         | 127.6   | 91.0           | 98.6                  | 98.9                  | 127.1      |
| 5       | 131.8                 | 119.1                                     | 95.0             | 102.0                | 94.3                         | 128.5   | 93.9           | 97.3                  | 102.4                 | 136.0      |
| 6       | 124.8                 | 103.6                                     | 92.9             | 98.4                 | 91.7                         | 125.2   | 88.8           | 90.5                  | 101.0                 | 124.7      |
| 7       | 110.5                 | 97.1                                      | 91.7             | 98.7                 | 92.3                         | 129.9   | 85.0           | 100.9                 | 98.9                  | 126.3      |
| 8       | 108.5                 | 94.1                                      | 87.5             | 103.2                | 99.0                         | 135.5   | 86.1           | 98.6                  | 104.7                 | 121.6      |
| 9       | 114.8                 | 107.6                                     | 88.9             | 105.7                | 105.6                        | 129.9   | 90.6           | 95.9                  | 99.7                  | 119.8      |

: 1) 2  
:

Note: 1) Recent two month data are preliminary.

Source: Statistics Korea.

## 5. Sales Index by Retail Business Type

1)

2020=100

|                           | Department stores | Large discount stores | Duty-free shops | Supermarkets and other retail sale in non-specialized stores | Convenience stores | Passenger cars & fuel stores | Specialized stores | Retail sales not in stores |
|---------------------------|-------------------|-----------------------|-----------------|--|--------------------|------------------------------|--------------------|----------------------------|
| Value index               |                   |                       |                 |  |                    |                              |                    |                            |
| 2021                      | 122.9             | 102.4                 | 115.0           | 97.3   | 107.2              | 110.8                        | 105.4              | 113.6                      |
| 2022                      | 137.8             | 103.0                 | 114.9           | 97.5   | 117.6              | 125.6                        | 108.1              | 118.7                      |
| 2023                      | 149.3             | 109.1                 | 88.7            | 104.2  | 116.6              | 124.4                        | 110.5              | 125.3                      |
| 2023.                     |                   |                       |                 |  |                    |                              |                    |                            |
| 9                         | 147.6             | 125.9                 | 102.7           | 117.7  | 125.7              | 122.6                        | 112.6              | 126.6                      |
| 10                        | 156.9             | 106.0                 | 102.9           | 100.7  | 123.4              | 124.4                        | 112.3              | 130.1                      |
| 11                        | 162.2             | 107.6                 | 89.4            | 101.4  | 114.4              | 137.3                        | 109.9              | 136.8                      |
| 12                        | 172.3             | 117.2                 | 101.2           | 102.4  | 112.7              | 134.3                        | 113.0              | 132.2                      |
| 2024.                     |                   |                       |                 |  |                    |                              |                    |                            |
| 1                         | 142.6             | 116.1                 | 123.1           | 100.1  | 108.4              | 109.7                        | 104.3              | 133.6                      |
| 2                         | 138.7             | 111.5                 | 70.8            | 102.6  | 104.7              | 106.5                        | 104.9              | 125.9                      |
| 3                         | 156.1             | 112.0                 | 91.8            | 98.9   | 115.4              | 129.6                        | 109.5              | 133.3                      |
| 4                         | 145.3             | 100.1                 | 96.8            | 97.2   | 119.2              | 120.6                        | 108.7              | 132.2                      |
| 5                         | 155.3             | 110.3                 | 97.1            | 103.1  | 125.0              | 122.9                        | 111.9              | 135.4                      |
| 6                         | 142.7             | 105.1                 | 92.8            | 100.1  | 124.2              | 120.0                        | 108.1              | 128.2                      |
| 7                         | 136.4             | 107.5                 | 88.8            | 100.3  | 125.2              | 117.5                        | 105.8              | 129.8                      |
| 8                         | 131.5             | 119.8                 | 94.1            | 107.1  | 129.4              | 119.6                        | 102.0              | 125.1                      |
| 9                         | 146.7             | 120.7                 | 92.4            | 110.3  | 126.4              | 120.8                        | 112.0              | 126.8                      |
| Volume index              |                   |                       |                 |  |                    |                              |                    |                            |
| 2021                      | 121.7             | 98.8                  | 113.4           | 93.4   | 104.8              | 102.0                        | 104.9              | 111.9                      |
| 2022                      | 131.3             | 94.4                  | 105.1           | 88.6   | 109.4              | 101.5                        | 104.4              | 112.1                      |
| 2023                      | 135.0             | 95.3                  | 78.4            | 90.2   | 103.6              | 104.5                        | 102.0              | 113.3                      |
| 2023.                     |                   |                       |                 |  |                    |                              |                    |                            |
| 9                         | 131.3             | 106.9                 | 90.5            | 99.2   | 109.2              | 100.9                        | 102.7              | 112.8                      |
| 10                        | 140.2             | 90.4                  | 91.0            | 84.7   | 107.2              | 100.1                        | 102.6              | 116.1                      |
| 11                        | 144.3             | 93.1                  | 79.4            | 86.8   | 100.7              | 112.9                        | 100.5              | 122.9                      |
| 12                        | 152.7             | 100.6                 | 89.3            | 87.2   | 98.8               | 113.7                        | 103.1              | 118.1                      |
| 2024.                     |                   |                       |                 |  |                    |                              |                    |                            |
| 1                         | 126.2             | 98.8                  | 108.4           | 84.3   | 94.2               | 93.6                         | 95.2               | 118.8                      |
| 2                         | 122.3             | 93.7                  | 62.7            | 85.5   | 90.4               | 89.0                         | 95.0               | 111.4                      |
| 3                         | 137.9             | 94.2                  | 80.7            | 82.3   | 99.5               | 107.5                        | 99.3               | 117.5                      |
| 4                         | 128.6             | 84.9                  | 85.0            | 81.5   | 103.5              | 99.2                         | 98.7               | 116.9                      |
| 5                         | 136.9             | 93.9                  | 85.1            | 87.1   | 108.8              | 101.0                        | 101.4              | 119.9                      |
| 6                         | 125.9             | 90.0                  | 81.1            | 85.1   | 108.5              | 100.1                        | 98.0               | 113.8                      |
| 7                         | 120.2             | 91.7                  | 77.2            | 84.9   | 109.3              | 96.8                         | 95.9               | 115.0                      |
| 8                         | 115.8             | 101.1                 | 82.1            | 89.7   | 111.9              | 98.7                         | 92.5               | 110.3                      |
| 9                         | 128.8             | 101.1                 | 80.8            | 91.4   | 108.4              | 101.5                        | 100.9              | 111.6                      |
| Seasonally adjusted index |                   |                       |                 |  |                    |                              |                    |                            |
| 2023.                     |                   |                       |                 |  |                    |                              |                    |                            |
| 6                         | 134.6             | 96.2                  | 75.4            | 91.6   | 104.4              | 110.6                        | 102.8              | 113.1                      |
| 7                         | 135.8             | 96.5                  | 72.2            | 90.0   | 103.1              | 101.0                        | 102.0              | 114.2                      |
| 8                         | 133.4             | 95.9                  | 74.2            | 89.4   | 103.0              | 103.0                        | 101.5              | 114.0                      |
| 9                         | 132.9             | 97.7                  | 79.0            | 90.0   | 104.2              | 103.3                        | 101.2              | 116.1                      |
| 10                        | 133.4             | 95.3                  | 82.5            | 88.5   | 103.2              | 103.1                        | 100.4              | 113.6                      |
| 11                        | 135.8             | 98.8                  | 81.6            | 89.7   | 103.6              | 106.2                        | 100.0              | 115.3                      |
| 12                        | 138.3             | 95.6                  | 92.4            | 87.8   | 104.0              | 106.7                        | 100.5              | 114.7                      |
| 2024.                     |                   |                       |                 |  |                    |                              |                    |                            |
| 1                         | 138.1             | 96.8                  | 119.5           | 85.8   | 102.8              | 99.7                         | 96.1               | 113.2                      |
| 2                         | 130.9             | 89.7                  | 67.1            | 86.3   | 105.7              | 99.3                         | 96.8               | 120.3                      |
| 3                         | 130.8             | 94.4                  | 74.6            | 85.7   | 100.6              | 105.5                        | 96.0               | 116.8                      |
| 4                         | 127.3             | 93.8                  | 83.0            | 85.3   | 104.0              | 97.8                         | 97.9               | 118.4                      |
| 5                         | 124.3             | 97.7                  | 82.9            | 85.6   | 103.3              | 98.8                         | 97.5               | 116.5                      |
| 6                         | 126.4             | 91.5                  | 83.1            | 83.8   | 103.5              | 102.5                        | 98.3               | 121.4                      |
| 7                         | 130.5             | 92.4                  | 82.4            | 83.1   | 102.0              | 95.7                         | 100.1              | 114.5                      |
| 8                         | 127.8             | 95.2                  | 79.1            | 86.5   | 104.0              | 103.0                        | 97.7               | 115.8                      |
| 9                         | 130.9             | 91.4                  | 71.8            | 83.3   | 103.2              | 107.2                        | 99.6               | 115.8                      |

: 1) 2  
:Note: 1) Recent two month data are preliminary.  
Source: Statistics Korea.

6.

1)

: 100

|         | Total       | Computers & computer-related appliances | 가<br>Home electric appliances and electronic equipment | Telecommunication equipment | Books     | Office appliances & stationery | Clothing   |
|---------|-------------|---|--|-----------------------------|-----------|--------------------------------|------------|
| 2023    | 140,957,966 | 6,543,675                               | 14,095,909   | 4,934,499                   | 890,157   | 1,681,546                      | 8,919,294  |
| 2023. 9 | 11,708,632  | 501,835                                 | 1,046,505  | 319,792                     | 67,783    | 123,002                        | 625,707    |
| 10      | 12,309,130  | 476,870                                 | 1,169,454  | 664,408                     | 60,717    | 138,338                        | 903,231    |
| 11      | 13,050,264  | 589,426                                 | 1,447,416  | 490,734                     | 72,366    | 169,924                        | 958,650    |
| 12      | 12,577,840  | 547,240                                 | 1,210,610  | 413,764                     | 91,109    | 191,125                        | 782,152    |
| 2024. 1 | 12,746,562  | 648,906                                 | 1,188,252  | 505,454                     | 98,414    | 154,239                        | 595,213    |
| 2       | 11,872,524  | 627,452                                 | 1,127,359  | 410,691                     | 81,934    | 142,263                        | 566,965    |
| 3       | 12,561,075  | 617,690                                 | 1,130,892  | 383,076                     | 106,222   | 164,773                        | 763,919    |
| 4       | 12,435,350  | 531,504                                 | 1,191,384  | 344,585                     | 75,549    | 150,775                        | 780,353    |
| 5       | 12,881,435  | 559,333                                 | 1,317,485  | 337,167                     | 69,224    | 139,024                        | 733,853    |
| 6       | 12,246,312  | 520,627                                 | 1,354,334  | 333,874                     | 66,436    | 123,243                        | 668,197    |
| 7       | 11,825,516  | 451,209                                 | 1,337,006  | 387,628                     | 88,436    | 131,882                        | 586,725    |
| 8       | 11,412,729  | 430,533                                 | 1,136,140  | 343,228                     | 81,552    | 130,030                        | 480,851    |
| 9       | 11,600,348  | 423,143                                 | 1,041,533  | 508,026                     | 76,254    | 129,733                        | 523,888    |
| 2023    | 87,902,747  | 2,165,705                               | 1,088,938  | 1,159,177                   | 1,538,203 | 235,594                        | 12,558,794 |
| 2023. 9 | 7,473,611   | 143,732                                 | 73,027   | 59,129                      | 118,987   | 17,897                         | 972,695    |
| 10      | 7,845,581   | 160,968                                 | 88,770   | 262,787                     | 105,433   | 19,092                         | 1,252,208  |
| 11      | 7,955,093   | 168,478                                 | 95,421   | 91,799                      | 122,155   | 21,237                         | 1,440,982  |
| 12      | 7,975,685   | 193,255                                 | 84,097   | 59,161                      | 140,646   | 21,832                         | 1,240,715  |
| 2024. 1 | 7,488,395   | 239,700                                 | 77,961   | 158,873                     | 134,362   | 20,218                         | 932,014    |
| 2       | 7,192,030   | 215,631                                 | 70,418   | 100,286                     | 127,943   | 18,904                         | 980,083    |
| 3       | 7,868,808   | 214,707                                 | 71,524   | 55,471                      | 162,225   | 20,420                         | 1,108,879  |
| 4       | 7,376,437   | 158,865                                 | 77,982   | 56,287                      | 115,605   | 16,270                         | 1,138,541  |
| 5       | 7,964,806   | 135,077                                 | 78,760   | 56,306                      | 128,021   | 16,170                         | 1,092,376  |
| 6       | 7,801,357   | 152,723                                 | 82,283   | 46,153                      | 107,037   | 14,942                         | 1,106,676  |
| 7       | 8,090,258   | 176,848                                 | 85,900   | 155,220                     | 137,807   | 17,588                         | 1,055,991  |
| 8       | 8,150,188   | 156,749                                 | 79,210   | 91,734                      | 129,387   | 18,497                         | 868,425    |
| 9       | 7,959,819   | 152,407                                 | 84,187   | 230,501                     | 126,992   | 16,101                         | 996,416    |

: 1) 2  
:



6. Transaction Value of Online Shopping Mall <sup>1)</sup>

In million won

|                  | 가         |                       |                             |            |                              |  |         |
|------------------|-----------|-----------------------|-----------------------------|------------|------------------------------|--|---------|
| Footwear         | Luggage   | Fashion & accessories | Sports & leisure appliances | Cosmetics  | Goods for infants & children |  |         |
| General mall     |           |                       |                             |            |                              |  |         |
| 2,315,483        | 1,752,982 | 2,862,972             | 5,557,365                   | 10,200,853 | 4,915,323                    |  | 2023    |
| 167,937          | 143,062   | 206,750               | 455,975                     | 844,569    | 373,493                      |  | 9. 2023 |
| 209,030          | 140,222   | 215,780               | 547,848                     | 920,018    | 414,246                      |  | 10      |
| 235,827          | 136,331   | 277,679               | 548,212                     | 934,287    | 426,315                      |  | 11      |
| 208,572          | 140,876   | 308,343               | 429,318                     | 889,393    | 489,427                      |  | 12      |
| 153,687          | 143,315   | 256,889               | 360,909                     | 963,346    | 387,611                      |  | 1. 2024 |
| 154,159          | 141,757   | 235,254               | 340,210                     | 847,505    | 385,645                      |  | 2       |
| 194,595          | 150,204   | 244,586               | 441,404                     | 916,529    | 429,697                      |  | 3       |
| 200,469          | 138,564   | 244,322               | 498,859                     | 932,747    | 438,892                      |  | 4       |
| 206,887          | 138,914   | 249,897               | 505,557                     | 946,093    | 436,279                      |  | 5       |
| 194,330          | 124,697   | 246,189               | 458,842                     | 858,774    | 381,419                      |  | 6       |
| 184,816          | 127,974   | 250,141               | 427,553                     | 860,000    | 374,614                      |  | 7       |
| 145,841          | 123,692   | 216,073               | 394,669                     | 869,720    | 366,369                      |  | 8       |
| 155,938          | 124,533   | 205,532               | 411,117                     | 864,483    | 363,389                      |  | 9       |
| Specialized mall |           |                       |                             |            |                              |  |         |
| 1,641,241        | 1,085,919 | 1,015,566             | 386,142                     | 1,671,210  | 327,898                      |  | 2023    |
| 109,385          | 88,697    | 78,137                | 31,987                      | 152,088    | 25,298                       |  | 9. 2023 |
| 153,726          | 81,638    | 76,711                | 42,139                      | 126,749    | 29,856                       |  | 10      |
| 146,160          | 81,414    | 90,806                | 28,872                      | 167,557    | 30,684                       |  | 11      |
| 125,007          | 89,228    | 112,528               | 23,631                      | 173,043    | 31,534                       |  | 12      |
| 99,630           | 82,313    | 84,875                | 26,233                      | 126,494    | 23,469                       |  | 1. 2024 |
| 148,100          | 88,611    | 87,921                | 26,301                      | 114,004    | 24,018                       |  | 2       |
| 128,906          | 92,205    | 103,566               | 31,714                      | 163,092    | 30,238                       |  | 3       |
| 133,697          | 81,527    | 98,955                | 35,385                      | 123,344    | 38,097                       |  | 4       |
| 152,751          | 81,211    | 108,165               | 35,294                      | 135,498    | 31,913                       |  | 5       |
| 119,692          | 69,513    | 78,873                | 33,542                      | 160,942    | 27,336                       |  | 6       |
| 130,768          | 82,998    | 99,926                | 32,341                      | 128,749    | 31,993                       |  | 7       |
| 127,320          | 72,658    | 85,565                | 30,917                      | 144,595    | 32,130                       |  | 8       |
| 115,491          | 74,288    | 91,944                | 33,247                      | 150,895    | 27,898                       |  | 9       |

Note: 1) Recent two month data are preliminary.

Source: Statistics Korea.

6. ( )<sup>1)</sup>

: 100

|         | Food & beverages | Agriculture, livestock & fishery products | Household goods | Motor vehicle parts & accessories | 가<br>Furniture | Pet products |
|---------|------------------|---|-----------------|-----------------------------------|----------------|--------------|
| 2023    | 25,830,919       | 9,649,963                                 | 16,181,619      | 1,492,199                         | 4,901,309      | 2,308,224    |
| 2023. 9 | 2,378,641        | 1,063,679                                 | 1,313,463       | 123,365                           | 378,536        | 188,743      |
| 10      | 2,147,211        | 783,679                                   | 1,409,894       | 126,934                           | 429,877        | 205,882      |
| 11      | 2,237,673        | 829,218                                   | 1,470,562       | 136,579                           | 448,373        | 204,407      |
| 12      | 2,207,743        | 901,720                                   | 1,438,690       | 139,284                           | 426,808        | 207,779      |
| 2024. 1 | 2,544,299        | 1,080,242                                 | 1,409,985       | 128,019                           | 459,551        | 209,185      |
| 2       | 2,267,939        | 983,667                                   | 1,328,541       | 115,117                           | 455,879        | 189,898      |
| 3       | 2,447,322        | 929,364                                   | 1,484,941       | 133,527                           | 481,050        | 207,430      |
| 4       | 2,434,237        | 886,709                                   | 1,443,704       | 134,209                           | 437,543        | 203,851      |
| 5       | 2,539,593        | 936,778                                   | 1,510,852       | 136,939                           | 433,870        | 210,295      |
| 6       | 2,371,021        | 875,061                                   | 1,470,234       | 131,690                           | 420,170        | 205,786      |
| 7       | 2,485,278        | 875,917                                   | 1,550,261       | 130,735                           | 417,317        | 213,326      |
| 8       | 2,615,380        | 951,869                                   | 1,517,784       | 120,210                           | 412,757        | 213,433      |
| 9       | 2,618,981        | 1,103,999                                 | 1,427,580       | 119,036                           | 394,477        | 201,858      |
| 2023    | 4,010,599        | 1,198,896                                 | 1,124,229       | 2,982,423                         | 434,953        | 205,206      |
| 2023. 9 | 359,514          | 113,684                                   | 87,339          | 456,406                           | 34,439         | 16,485       |
| 10      | 318,158          | 103,211                                   | 95,832          | 284,419                           | 33,618         | 16,734       |
| 11      | 344,462          | 105,126                                   | 102,539         | 417,274                           | 37,751         | 14,413       |
| 12      | 342,338          | 107,615                                   | 97,306          | 244,562                           | 36,751         | 16,481       |
| 2024. 1 | 376,710          | 116,464                                   | 98,618          | 149,124                           | 37,978         | 14,506       |
| 2       | 316,882          | 105,807                                   | 89,335          | 166,871                           | 36,591         | 15,312       |
| 3       | 330,810          | 106,594                                   | 98,016          | 513,562                           | 50,548         | 15,455       |
| 4       | 335,914          | 105,607                                   | 87,269          | 208,302                           | 46,841         | 14,974       |
| 5       | 352,610          | 108,379                                   | 94,755          | 401,620                           | 34,643         | 15,432       |
| 6       | 322,248          | 100,191                                   | 92,617          | 514,122                           | 33,046         | 15,381       |
| 7       | 350,845          | 103,264                                   | 91,025          | 283,746                           | 33,367         | 15,564       |
| 8       | 417,380          | 110,922                                   | 85,574          | 321,452                           | 33,003         | 16,325       |
| 9       | 407,779          | 113,184                                   | 84,143          | 234,856                           | 30,965         | 15,337       |

6. Transaction Value of Online Shopping Mall (Cont'd) <sup>1)</sup>

In million won

|  |                            | e                 |               |                        |           |  |         |
|--|----------------------------|-------------------|---------------|------------------------|-----------|--|---------|
| Travel arrangement & transportation services | Culture & leisure services | E-coupon services | Food services | Miscellaneous services | Others    |  |         |
| General mall                                 |                            |                   |               |                        |           |  |         |
| 2,516,596                                    | 346,573                    | 9,679,038         | 83,492        | 1,345,590              | 1,952,386 |  | 2023    |
| 173,100                                      | 13,970                     | 946,895           | 5,721         | 109,646                | 136,463   |  | 9. 2023 |
| 178,559                                      | 17,804                     | 875,774           | 5,494         | 116,763                | 151,097   |  | 10      |
| 201,238                                      | 19,143                     | 899,022           | 4,881         | 133,232                | 178,769   |  | 11      |
| 204,031                                      | 20,839                     | 1,025,231         | 5,362         | 123,709                | 174,715   |  | 12      |
| 258,310                                      | 18,926                     | 869,749           | 4,954         | 145,708                | 161,399   |  | 1. 2024 |
| 238,731                                      | 15,530                     | 937,055           | 4,363         | 134,712                | 139,898   |  | 2       |
| 220,260                                      | 15,303                     | 836,499           | 4,216         | 104,520                | 153,056   |  | 3       |
| 224,033                                      | 15,675                     | 838,337           | 3,271         | 142,284                | 143,494   |  | 4       |
| 224,742                                      | 15,009                     | 933,982           | 3,177         | 146,961                | 149,524   |  | 5       |
| 220,771                                      | 17,464                     | 919,761           | 3,121         | 146,441                | 133,830   |  | 6       |
| 160,052                                      | 15,605                     | 487,179           | 3,193         | 144,647                | 134,022   |  | 7       |
| 162,416                                      | 11,596                     | 399,814           | 3,502         | 147,210                | 138,060   |  | 8       |
| 135,575                                      | 9,932                      | 469,335           | 3,017         | 146,858                | 142,131   |  | 9       |
| Specialized mall                             |                            |                   |               |                        |           |  |         |
| 21,620,736                                   | 2,632,521                  | 385,861           | 26,317,673    | 1,229,857              | 885,420   |  | 2023    |
| 1,926,258                                    | 208,819                    | 34,925            | 2,136,366     | 159,513                | 68,806    |  | 9. 2023 |
| 1,950,328                                    | 254,940                    | 33,724            | 2,184,120     | 99,375                 | 71,043    |  | 10      |
| 1,832,911                                    | 238,451                    | 33,470            | 2,156,293     | 107,106                | 79,733    |  | 11      |
| 1,966,718                                    | 227,888                    | 36,507            | 2,414,180     | 115,680                | 74,983    |  | 12      |
| 2,063,560                                    | 188,065                    | 34,158            | 2,241,099     | 109,170                | 52,803    |  | 1. 2024 |
| 1,910,246                                    | 222,235                    | 35,441            | 2,147,522     | 89,450                 | 54,118    |  | 2       |
| 1,876,036                                    | 241,713                    | 31,278            | 2,274,156     | 91,651                 | 56,045    |  | 3       |
| 1,864,857                                    | 245,692                    | 29,109            | 2,205,457     | 94,237                 | 63,623    |  | 4       |
| 2,144,133                                    | 228,720                    | 27,998            | 2,357,913     | 90,767                 | 56,292    |  | 5       |
| 1,855,935                                    | 312,928                    | 30,018            | 2,392,943     | 86,915                 | 45,301    |  | 6       |
| 2,111,925                                    | 257,446                    | 30,525            | 2,535,278     | 88,638                 | 52,507    |  | 7       |
| 2,169,890                                    | 279,435                    | 26,999            | 2,717,777     | 91,955                 | 42,289    |  | 8       |
| 1,900,923                                    | 320,327                    | 33,349            | 2,509,720     | 159,921                | 48,949    |  | 9       |

## 7.

1)

2020=100

|         | Total Index | Wholesale & retail trade | Transportation & storage | Accommodation & food service activities | Information & communication | Financial & insurance activities | Real estate activities |
|---------|-------------|--------------------------|--------------------------|---|-----------------------------|----------------------------------|------------------------|
| 2019    | 100.7       | 102.9                    | 114.1                    | 121.8                                   | 96.4                        | 86.8                             | 93.4                   |
| 2020    | 100.0       | 100.0                    | 100.0                    | 100.0                                   | 100.0                       | 100.0                            | 100.0                  |
| 2021    | 108.8       | 110.3                    | 111.9                    | 104.1                                   | 114.6                       | 110.2                            | 108.8                  |
| 2022    | 121.4       | 120.5                    | 146.0                    | 130.8                                   | 117.7                       | 122.7                            | 121.3                  |
| 2023    | 127.2       | 121.5                    | 155.2                    | 139.6                                   | 119.6                       | 132.7                            | 127.3                  |
| 2023. 6 | 129.9       | 122.8                    | 156.3                    | 139.2                                   | 120.1                       | 134.0                            | 127.8                  |
| 7       | 125.6       | 117.6                    | 159.1                    | 144.3                                   | 115.6                       | 131.8                            | 129.4                  |
| 8       | 126.1       | 117.2                    | 161.0                    | 146.0                                   | 116.3                       | 133.1                            | 129.0                  |
| 9       | 127.8       | 122.6                    | 156.4                    | 138.2                                   | 120.3                       | 131.2                            | 130.7                  |
| 10      | 126.8       | 121.3                    | 162.6                    | 142.3                                   | 118.3                       | 128.7                            | 130.3                  |
| 11      | 128.5       | 125.4                    | 156.7                    | 135.8                                   | 120.8                       | 130.0                            | 128.3                  |
| 12      | 144.1       | 127.8                    | 161.6                    | 150.7                                   | 171.5                       | 149.8                            | 133.5                  |
| 2024. 1 | 126.5       | 120.5                    | 160.2                    | 134.8                                   | 115.8                       | 140.9                            | 129.5                  |
| 2       | 122.1       | 112.8                    | 148.2                    | 127.6                                   | 114.7                       | 131.7                            | 127.5                  |
| 3       | 132.0       | 121.7                    | 164.5                    | 140.6                                   | 125.8                       | 141.7                            | 129.3                  |
| 4       | 129.5       | 120.0                    | 166.2                    | 139.8                                   | 118.7                       | 138.2                            | 129.2                  |
| 5       | 130.7       | 123.0                    | 169.1                    | 146.7                                   | 119.5                       | 134.9                            | 128.7                  |
| 6       | 133.2       | 120.3                    | 169.0                    | 141.7                                   | 128.0                       | 140.5                            | 131.5                  |
| 7       | 130.7       | 116.5                    | 176.1                    | 144.0                                   | 126.2                       | 137.9                            | 134.1                  |
| 8       | 129.8       | 117.0                    | 173.3                    | 149.9                                   | 121.5                       | 136.8                            | 131.7                  |
| 9       | 129.7       | 120.8                    | 162.9                    | 137.0                                   | 124.0                       | 135.8                            | 128.9                  |
| 2019    | 102.0       | 102.7                    | 116.4                    | 122.6                                   | 98.5                        | 87.7                             | 94.8                   |
| 2020    | 100.0       | 100.0                    | 100.0                    | 100.0                                   | 100.0                       | 100.0                            | 100.0                  |
| 2021    | 105.0       | 104.3                    | 104.2                    | 101.9                                   | 112.2                       | 108.3                            | 102.3                  |
| 2022    | 112.3       | 107.1                    | 123.4                    | 119.1                                   | 113.9                       | 117.6                            | 110.5                  |
| 2023    | 115.9       | 106.4                    | 138.8                    | 120.0                                   | 113.9                       | 124.9                            | 114.0                  |
| 2023. 6 | 118.5       | 108.4                    | 139.8                    | 119.9                                   | 114.4                       | 126.3                            | 114.5                  |
| 7       | 114.7       | 103.6                    | 146.1                    | 123.0                                   | 110.2                       | 123.8                            | 115.9                  |
| 8       | 114.6       | 101.9                    | 145.2                    | 123.0                                   | 110.8                       | 124.6                            | 115.5                  |
| 9       | 116.1       | 105.9                    | 143.4                    | 118.2                                   | 114.6                       | 123.1                            | 116.6                  |
| 10      | 115.2       | 105.1                    | 147.8                    | 121.1                                   | 112.7                       | 120.6                            | 116.1                  |
| 11      | 116.9       | 109.4                    | 143.1                    | 115.8                                   | 115.0                       | 121.9                            | 114.4                  |
| 12      | 130.9       | 111.3                    | 148.5                    | 126.9                                   | 163.0                       | 140.8                            | 118.7                  |
| 2024. 1 | 113.8       | 104.5                    | 145.1                    | 114.2                                   | 108.5                       | 131.1                            | 114.5                  |
| 2       | 109.6       | 97.3                     | 133.9                    | 108.0                                   | 107.6                       | 122.5                            | 112.2                  |
| 3       | 118.6       | 104.8                    | 149.1                    | 118.8                                   | 118.1                       | 131.8                            | 113.9                  |
| 4       | 116.1       | 103.3                    | 150.4                    | 117.6                                   | 111.2                       | 128.3                            | 113.8                  |
| 5       | 117.0       | 106.1                    | 152.3                    | 123.0                                   | 111.5                       | 124.6                            | 113.2                  |
| 6       | 119.2       | 104.0                    | 152.1                    | 118.7                                   | 118.7                       | 129.7                            | 115.5                  |
| 7       | 116.8       | 100.4                    | 159.2                    | 119.4                                   | 116.7                       | 127.2                            | 117.8                  |
| 8       | 115.9       | 100.7                    | 157.0                    | 123.3                                   | 112.0                       | 126.1                            | 115.4                  |
| 9       | 115.9       | 103.8                    | 149.0                    | 114.6                                   | 113.8                       | 125.3                            | 112.7                  |

: 1) 2

:

7. Index of Services by Industry Sector <sup>1)</sup>

2020=100

| Professional, scientific & technical activities | Business facilities management & business support services; rental & leasing activities | Education | Human health & social work activities | Arts, sports & recreation related services | Membership organizations, repair & other personal services | Water supply; sewage, waste management, materials recovery |         |
|---|---|-----------|---------------------------------------|--|--|--|---------|
| Value index                                     |   |           |                                       |  |  |  |         |
| 97.3  | 107.3   | 104.1     | 96.5                                  | 146.8                                      | 107.8  | 91.9   | 2019    |
| 100.0   | 100.0   | 100.0     | 100.0                                 | 100.0                                      | 100.0  | 100.0  | 2020    |
| 106.8   | 103.4   | 103.8     | 107.2                                 | 118.8                                      | 103.7  | 105.1  | 2021    |
| 113.5   | 112.8   | 109.2     | 118.2                                 | 176.4                                      | 112.4  | 104.9  | 2022    |
| 118.9   | 121.3   | 112.8     | 124.8                                 | 193.7                                      | 122.4  | 103.4  | 2023    |
| 135.7   | 123.2   | 111.8     | 125.2                                 | 215.2                                      | 119.7  | 109.0  | 6. 2023 |
| 111.7   | 119.8   | 111.4     | 124.6                                 | 203.2                                      | 117.9  | 105.7  | 7       |
| 108.3   | 121.3   | 111.8     | 127.3                                 | 204.0                                      | 118.7  | 109.7  | 8       |
| 116.2   | 125.1   | 114.2     | 127.3                                 | 198.7                                      | 125.5  | 101.9  | 9       |
| 110.1   | 125.9   | 112.0     | 125.2                                 | 210.6                                      | 128.6  | 106.5  | 10      |
| 123.4   | 127.6   | 110.3     | 125.0                                 | 191.0                                      | 131.1  | 108.0  | 11      |
| 163.2   | 134.3   | 114.7     | 126.4                                 | 217.9                                      | 165.0  | 100.7  | 12      |
| 104.4   | 118.8   | 114.3     | 130.1                                 | 149.9                                      | 111.8  | 97.7   | 1. 2024 |
| 102.2   | 117.9   | 117.1     | 132.2                                 | 155.2                                      | 110.8  | 87.0   | 2       |
| 130.3   | 122.8   | 114.7     | 129.6                                 | 199.1                                      | 119.7  | 103.5  | 3       |
| 120.5   | 122.3   | 114.3     | 127.4                                 | 210.5                                      | 123.9  | 105.9  | 4       |
| 125.1   | 123.7   | 114.0     | 126.4                                 | 226.6                                      | 122.4  | 108.8  | 5       |
| 136.4   | 124.6   | 113.8     | 129.7                                 | 222.9                                      | 121.5  | 105.1  | 6       |
| 119.3   | 123.7   | 114.2     | 130.4                                 | 205.1                                      | 125.2  | 107.9  | 7       |
| 113.1   | 123.4   | 113.9     | 133.1                                 | 215.0                                      | 119.7  | 109.0  | 8       |
| 119.1   | 123.4   | 114.9     | 131.2                                 | 207.9                                      | 124.3  | 102.5  | 9       |
| Volume index                                    |   |           |                                       |  |  |  |         |
| 100.0   | 110.9   | 104.7     | 98.5                                  | 148.4                                      | 109.0  | 96.9   | 2019    |
| 100.0   | 100.0   | 100.0     | 100.0                                 | 100.0                                      | 100.0  | 100.0  | 2020    |
| 102.8   | 102.3   | 101.5     | 105.1                                 | 115.4                                      | 101.9  | 102.4  | 2021    |
| 105.2   | 107.7   | 102.7     | 113.2                                 | 165.8                                      | 106.4  | 97.7   | 2022    |
| 106.8   | 113.1   | 103.1     | 117.3                                 | 177.3                                      | 110.9  | 96.1   | 2023    |
| 121.2   | 115.1   | 102.4     | 117.7                                 | 197.8                                      | 108.2  | 101.5  | 6. 2023 |
| 100.1   | 111.5   | 101.9     | 117.2                                 | 185.9                                      | 106.4  | 98.0   | 7       |
| 97.1  | 112.6   | 101.7     | 119.7                                 | 186.6                                      | 107.0  | 101.8  | 8       |
| 104.1   | 116.5   | 103.5     | 119.7                                 | 181.6                                      | 113.3  | 94.4   | 9       |
| 98.7  | 117.1   | 101.2     | 117.8                                 | 192.2                                      | 115.8  | 98.6   | 10      |
| 110.8   | 119.0   | 100.1     | 117.5                                 | 174.6                                      | 118.0  | 100.2  | 11      |
| 146.2   | 125.3   | 104.0     | 118.8                                 | 199.9                                      | 149.0  | 93.2   | 12      |
| 91.8  | 109.3   | 103.2     | 119.9                                 | 136.4                                      | 98.5   | 89.4   | 1. 2024 |
| 89.9  | 108.2   | 105.3     | 121.9                                 | 140.6                                      | 97.6   | 79.3   | 2       |
| 114.6   | 112.8   | 103.2     | 119.5                                 | 180.2                                      | 105.3  | 94.5   | 3       |
| 105.5   | 112.2   | 102.7     | 117.5                                 | 190.1                                      | 108.6  | 96.8   | 4       |
| 109.4   | 113.4   | 102.3     | 116.6                                 | 204.1                                      | 107.1  | 99.8   | 5       |
| 119.2   | 114.4   | 102.2     | 119.6                                 | 200.1                                      | 106.2  | 95.8   | 6       |
| 104.4   | 113.4   | 102.3     | 120.2                                 | 184.2                                      | 108.6  | 98.1   | 7       |
| 99.1  | 113.1   | 101.7     | 122.8                                 | 193.0                                      | 103.6  | 99.1   | 8       |
| 104.2   | 112.9   | 102.5     | 121.1                                 | 186.1                                      | 108.1  | 93.1   | 9       |

Note: 1) Recent two month data are preliminary.

Source: Statistics Korea.



# XI. 물가

## Price

|                                |     |
|--------------------------------|-----|
| 1. 지출목적별 소비자물가지수 .....         | 223 |
| 2. 품목성질별 소비자물가지수 .....         | 226 |
| 3. 품목별 소비자물가지수 .....           | 227 |
| 4. 특수분류별 소비자물가지수 .....         | 236 |
| 5. 지역별 소비자물가지수(지출목적별 분류) ..... | 237 |
| 6. 생산자물가지수 .....               | 246 |
| 7. 특수분류별 생산자물가지수 .....         | 252 |
| 8. 국내공급물가지수 .....              | 254 |
| 9. 수출입 물가지수 .....              | 258 |
| 10. 특수분류별 수출입물가지수 .....        | 260 |
| 11. 농가 판매 및 구입가격지수 .....       | 262 |
| 12. 주요 분류별 농가 구입가격지수 .....     | 264 |
| 13. 주요 분류별 농가 판매가격지수 .....     | 266 |





## 주요 용어 해설 (Explanation of Terms)

### XI-1. 지출목적별 소비자물가지수(CPI by Expenditure Category)

- 가구에서 일상생활을 위하기 위해 구입하는 상품과 서비스의 평균적인 가격 변동을 측정한 지수

### XI-2. 품목성질별 소비자물가지수(CPI by commodities and services)

- 조사대상 품목 성질(농축수산물, 공업제품 등)에 따라 상품과 서비스로 대별한 다음 유사한 특성을 가지는 상품군 또는 서비스유형으로 세분하여 각각에 대한 물가변동을 파악하기 위해 작성하는 지수

### XI-4. 생활물가지수(CPI for Living Necessaries)

- 소비자들이 체감하는 물가는 구입하는 품목이나 구입빈도에 따라 각각 다르기 때문에 소비자물가지수와 체감물가와 사이에 다소 차이가 발생할 수 밖에 없는데 이에 따라서 일반소비자들이 자주 구입하는 품목과 기본생활품 144개 품목을 대상으로 작성한 지수

### XI-4. 신선식품지수(Index by fresh food)

- 기상조건이나 계절에 따라 가격변동이 큰 품목을 별도로 집계하여 주부들이 느끼는 장바구니물가에 가까운 지수로서 신선어개(11개품목), 신선채소(26개품목), 신선과실(18개품목)로 총 55개 품목을 대상으로 작성한 지수

### XI-6. 생산자물가지수(Producer price index)

- 국내 생산자가 국내(내수)시장에 공급하는 상품의 가격 및 서비스의 요금을 경제에서 차지하는 중요도를 고려하여 평균한 종합적인 가격수준을 지수화한 통계

### XI-8. 국내공급물가지수(Domestic supply price index)

- 물가변동의 파급과정 등을 파악하기 위하여 국내에 공급(국내출하 및 수입)되는 상품 및 서비스의 가격변동을 원재료, 중간재, 최종재의 생산단계별로 구분하여 측정하는 지수

### XI-9. 수출입 물가지수(Export and import price indexes)

- 수출 및 수입 상품의 종합적인 가격수준을 측정하여 지수화한 통계

### XI-11. 농가 판매 및 구입가격지수(Price indexes of commodities received and paid by farmers)

- 농가가 생산하는 농산물의 농가수취가격과 농가의 영농 및 소비생활에 필요한 재화와 용역의 구입가격을 조사하여 지수를 편제하고, 농가경제를 가격측면에서 분석하는데 필요한 기초자료 제공이 조사목적이며, 농가판매가격지수는 농업경영활동으로 생산된 농산물 및 축산물 등 72개 품목의 가격지수이고, 농가구입가격지수는 농업경영체의 가계 및 경영활동에 투입된 구입품의 가격지수를 의미함



# 1. 가 <sup>1)</sup> CPI by Expenditure Category

가 2020=100 , 가 458 , 가  
 가 2020=100

CPI is designed to measure changes in prices of commodities and services which households purchase for their daily lives. The base year for the CPI is 2020. The CPI is constructed by using the prices of 458 representative items. The weights are derived from the share of each survey item in the monthly average consumption expenditures (the population for weights) of the Household Income and Expenditure Survey.

|                 | Total item | Food & non-alcoholic beverages | Food   |                         | Alcoholic beverages & tobacco | Alcoholic beverages | Tobacco |
|-----------------|------------|--------------------------------|--------|-------------------------|-------------------------------|---------------------|---------|
|                 |            |                                | Food   | Non-alcoholic beverages |                               |                     |         |
| 가 <sup>2)</sup> | 1,000.0    | 142.0                          | 132.3  | 9.7                     | 15.8                          | 6.5                 | 9.3     |
| 2018            | 99.09      | 95.72                          | 95.58  | 97.84                   | 99.06                         | 97.36               | 100.00  |
| 2019            | 99.47      | 95.76                          | 95.53  | 99.24                   | 99.68                         | 99.11               | 100.00  |
| 2020            | 100.00     | 100.00                         | 100.00 | 100.00                  | 100.00                        | 100.00              | 100.00  |
| 2021            | 102.50     | 105.89                         | 106.18 | 101.77                  | 100.43                        | 101.12              | 100.00  |
| 2022            | 107.72     | 112.15                         | 112.41 | 108.52                  | 102.62                        | 106.86              | 100.00  |
| 2023            | 111.59     | 118.29                         | 118.27 | 118.26                  | 103.63                        | 109.42              | 100.00  |
| 2023. 10        | 113.27     | 122.85                         | 123.09 | 119.45                  | 103.66                        | 109.48              | 100.00  |
| 11              | 112.68     | 119.80                         | 119.81 | 119.47                  | 104.81                        | 112.39              | 100.00  |
| 12              | 112.73     | 120.56                         | 120.65 | 119.25                  | 105.01                        | 112.91              | 100.00  |
| 2024. 1         | 113.17     | 122.20                         | 122.38 | 119.57                  | 104.40                        | 111.34              | 100.00  |
| 2               | 113.78     | 123.96                         | 124.30 | 119.28                  | 104.33                        | 111.21              | 100.00  |
| 3               | 113.95     | 124.22                         | 124.72 | 117.33                  | 104.43                        | 111.43              | 100.00  |
| 4               | 114.01     | 122.75                         | 123.06 | 118.58                  | 104.70                        | 112.14              | 100.00  |
| 5               | 114.10     | 121.90                         | 122.10 | 119.00                  | 104.46                        | 111.52              | 100.00  |
| 6               | 113.84     | 120.68                         | 120.91 | 117.56                  | 104.54                        | 111.71              | 100.00  |
| 7               | 114.13     | 121.54                         | 121.57 | 120.76                  | 104.71                        | 112.15              | 100.00  |
| 8               | 114.54     | 122.99                         | 123.16 | 120.62                  | 104.59                        | 111.85              | 100.00  |
| 9               | 114.65     | 124.72                         | 125.05 | 120.24                  | 104.48                        | 111.55              | 100.00  |
| 10              | 114.69     | 124.53                         | 124.74 | 121.59                  | 104.68                        | 112.09              | 100.00  |

|                             | Clothing & footwear | Clothing & footwear |          | Housing, water, electricity & other fuels | Actual rentals for housing | Maintenance & repair of the dwelling | Water supply & miscellaneous services relating to the dwelling | Electricity, gas & other fuels |
|-----------------------------|---------------------|---------------------|----------|---|----------------------------|--------------------------------------|--|--------------------------------|
|                             |                     | Clothing            | Footwear |   |                            |                                      |  |                                |
| <b>Weight</b> <sup>2)</sup> | 49.6                | 42.1                | 7.5      | 171.6                                     | 99.1                       | 9.3                                  | 30.6   | 32.6                           |
| 2018                        | 99.17               | 99.45               | 97.45    | 98.35                                     | 99.89                      | 94.21                                | 92.83  | 100.25                         |
| 2019                        | 99.27               | 99.39               | 98.53    | 99.49                                     | 99.78                      | 97.86                                | 96.33  | 101.95                         |
| 2020                        | 100.00              | 100.00              | 100.00   | 100.00                                    | 100.00                     | 100.00                               | 100.00   | 100.00                         |
| 2021                        | 100.56              | 100.43              | 101.31   | 101.63                                    | 101.38                     | 104.96                               | 104.56   | 98.63                          |
| 2022                        | 103.71              | 103.65              | 104.08   | 107.19                                    | 103.26                     | 112.47                               | 109.03   | 115.65                         |
| 2023                        | 110.66              | 110.85              | 109.65   | 112.63                                    | 103.75                     | 116.63                               | 114.01   | 138.69                         |
| 2023. 10                    | 112.31              | 112.76              | 109.89   | 113.67                                    | 103.66                     | 117.46                               | 115.70   | 142.94                         |
| 11                          | 113.50              | 114.00              | 110.73   | 113.58                                    | 103.74                     | 117.62                               | 114.89   | 142.95                         |
| 12                          | 113.57              | 114.02              | 111.04   | 113.72                                    | 103.74                     | 117.70                               | 115.83   | 142.78                         |
| 2024. 1                     | 113.61              | 114.07              | 111.04   | 113.84                                    | 103.74                     | 117.86                               | 116.60   | 142.63                         |
| 2                           | 113.63              | 114.09              | 111.04   | 114.22                                    | 103.77                     | 118.03                               | 118.70   | 142.63                         |
| 3                           | 113.65              | 114.11              | 111.04   | 114.11                                    | 103.80                     | 118.22                               | 117.80   | 142.66                         |
| 4                           | 113.59              | 114.13              | 110.60   | 114.15                                    | 103.83                     | 118.50                               | 117.82   | 142.68                         |
| 5                           | 114.30              | 114.97              | 110.59   | 114.26                                    | 103.89                     | 118.69                               | 118.19   | 142.66                         |
| 6                           | 114.31              | 114.97              | 110.59   | 114.43                                    | 103.96                     | 118.59                               | 119.02   | 142.59                         |
| 7                           | 114.38              | 114.98              | 111.00   | 113.07                                    | 104.01                     | 118.76                               | 118.55   | 135.14                         |
| 8                           | 114.44              | 114.98              | 111.37   | 113.92                                    | 104.09                     | 118.87                               | 119.77   | 138.52                         |
| 9                           | 114.44              | 114.98              | 111.38   | 115.36                                    | 104.15                     | 119.09                               | 119.68   | 146.45                         |
| 10                          | 114.79              | 115.40              | 111.39   | 115.51                                    | 104.22                     | 119.43                               | 120.32   | 146.35                         |

: 1) 가 가 2020 , 가 2022  
 가 2022 가 (~2021 )  
 가 가

Note: 1) CPI base year was 2020 with the weights calculated based on year 2022.  
 2) The weights were based on 2022, which couldn't be applied to data for previous periods (leading up to 2021).  
 Source: Statistics Korea.

1. 가 ( )<sup>1)</sup>

2020=100

|          | 가  |  |                    |                      |   |  |  | Health | Medical products, appliances & equipment |
|----------|--|--|--------------------|----------------------|---|--|--|--------|--|
|          | Furnishings, household equipment and routine household maintenance | Furniture and furnishings, carpets and other floor coverings | Household textiles | Household appliances | Glassware, tableware and household utensils | Tools & equipment for house and garden | Goods & services for routine household maintenance |        |  |
| 가 2)     | 45.6   | 8.7  | 3.0                | 16.7                 | 4.0   | 3.1                                    | 10.1   | 84.0   | 35.3                                     |
| 2018     | 97.88  | 93.74  | 95.63              | 101.02               | 98.81                                       | 100.62                                 | 96.52  | 98.06  | 97.95                                    |
| 2019     | 99.97  | 99.63  | 97.16              | 101.58               | 99.04                                       | 99.54                                  | 99.12  | 98.52  | 98.80                                    |
| 2020     | 100.00   | 100.00   | 100.00             | 100.00               | 100.00                                      | 100.00                                 | 100.00   | 100.00 | 100.00                                   |
| 2021     | 101.87   | 104.57   | 101.04             | 99.82                | 100.44                                      | 105.38                                 | 103.20   | 99.92  | 98.42                                    |
| 2022     | 106.78   | 112.55   | 105.75             | 100.10               | 110.11                                      | 111.79                                 | 111.88   | 100.76 | 98.84                                    |
| 2023     | 112.56   | 121.25   | 110.50             | 103.02               | 116.33                                      | 114.15                                 | 121.67   | 102.40 | 100.40                                   |
| 2023. 10 | 113.80   | 123.55   | 110.39             | 103.15               | 118.83                                      | 113.75                                 | 124.49   | 102.63 | 100.90                                   |
| 11       | 113.42   | 123.57   | 110.48             | 103.34               | 115.27                                      | 113.63                                 | 123.77   | 102.80 | 101.29                                   |
| 12       | 114.01   | 123.57   | 110.48             | 103.72               | 118.26                                      | 115.28                                 | 124.12   | 102.83 | 101.40                                   |
| 2024. 1  | 113.74   | 123.48   | 110.45             | 103.87               | 114.29                                      | 115.77                                 | 124.08   | 103.98 | 101.59                                   |
| 2        | 113.94   | 124.60   | 110.38             | 103.90               | 112.34                                      | 115.87                                 | 124.79   | 104.06 | 101.78                                   |
| 3        | 114.69   | 125.82   | 110.41             | 103.74               | 117.64                                      | 116.55                                 | 125.26   | 104.25 | 102.20                                   |
| 4        | 114.70   | 125.80   | 110.41             | 104.28               | 116.92                                      | 116.93                                 | 124.50   | 104.26 | 102.20                                   |
| 5        | 114.48   | 125.67   | 110.55             | 103.85               | 118.22                                      | 116.45                                 | 123.92   | 104.52 | 102.83                                   |
| 6        | 114.37   | 125.68   | 110.51             | 102.23               | 117.13                                      | 116.30                                 | 126.88   | 104.25 | 102.13                                   |
| 7        | 115.35   | 125.94   | 110.52             | 104.44               | 117.75                                      | 117.22                                 | 126.71   | 104.27 | 102.15                                   |
| 8        | 115.35   | 125.95   | 110.55             | 104.10               | 119.16                                      | 117.57                                 | 126.63   | 104.37 | 102.37                                   |
| 9        | 114.95   | 128.25   | 110.58             | 102.95               | 113.50                                      | 117.12                                 | 127.29   | 104.50 | 102.68                                   |
| 10       | 115.44   | 126.08   | 110.55             | 103.63               | 120.35                                      | 116.65                                 | 127.61   | 104.44 | 102.47                                   |

|          | 가                    |   |   |   |                                  |                                |                  | Education | Pre-primary & primary education |
|----------|----------------------|---|---|---|----------------------------------|--------------------------------|------------------|-----------|---------------------------------|
|          | Recreation & culture | Audio-visual, photographic & information processing equipment | Other major durables for recreation & culture | Other major durables for recreation & culture | Recreational & cultural services | Books, newspapers & stationery | Package holidays |           |                                 |
| 가 2)     | 62.9                 | 7.9   | 1.4   | 13.6  | 27.1                             | 5.4                            | 7.5              | 73.9      | 1.8                             |
| 2018     | 101.27               | 106.77  | 102.30  | 99.00   | 97.63                            | 98.95                          | 106.97           | 101.65    | 104.91                          |
| 2019     | 101.02               | 102.79  | 102.06  | 97.67   | 99.16                            | 100.55                         | 105.21           | 102.18    | 104.76                          |
| 2020     | 100.00               | 100.00  | 100.00  | 100.00  | 100.00                           | 100.00                         | 100.00           | 100.00    | 100.00                          |
| 2021     | 100.43               | 98.44   | 100.80  | 99.75   | 101.32                           | 100.58                         | 101.49           | 100.87    | 92.25                           |
| 2022     | 103.29               | 96.71   | 101.24  | 104.07  | 104.26                           | 103.39                         | 111.21           | 102.23    | 76.97                           |
| 2023     | 107.07               | 99.50   | 103.57  | 107.60  | 107.76                           | 107.22                         | 118.12           | 104.23    | 69.39                           |
| 2023. 10 | 107.69               | 99.96   | 102.00  | 106.80  | 107.80                           | 107.96                         | 124.40           | 104.55    | 67.25                           |
| 11       | 107.24               | 99.51   | 104.17  | 106.60  | 108.23                           | 107.98                         | 119.04           | 104.48    | 67.25                           |
| 12       | 107.35               | 99.49   | 105.67  | 106.60  | 108.47                           | 108.05                         | 118.82           | 104.52    | 67.25                           |
| 2024. 1  | 107.35               | 99.69   | 111.35  | 107.68  | 108.61                           | 108.38                         | 114.49           | 104.96    | 67.25                           |
| 2        | 108.41               | 100.08  | 114.05  | 109.17  | 108.81                           | 108.39                         | 119.35           | 105.09    | 67.25                           |
| 3        | 107.96               | 100.09  | 107.64  | 109.29  | 108.90                           | 108.36                         | 116.08           | 105.43    | 64.98                           |
| 4        | 108.45               | 99.64   | 107.84  | 109.14  | 109.08                           | 108.59                         | 120.35           | 105.76    | 64.97                           |
| 5        | 108.81               | 99.82   | 108.21  | 109.42  | 109.28                           | 108.95                         | 121.76           | 105.90    | 64.97                           |
| 6        | 108.74               | 99.79   | 108.80  | 109.50  | 109.63                           | 109.98                         | 118.74           | 105.91    | 64.97                           |
| 7        | 109.45               | 100.00  | 107.95  | 109.53  | 110.24                           | 110.07                         | 122.60           | 106.18    | 64.97                           |
| 8        | 109.35               | 98.66   | 108.05  | 109.10  | 110.25                           | 110.10                         | 124.02           | 106.41    | 65.05                           |
| 9        | 108.86               | 98.13   | 108.03  | 109.47  | 109.81                           | 110.04                         | 121.29           | 106.51    | 65.05                           |
| 10       | 108.71               | 97.17   | 107.56  | 109.16  | 110.59                           | 110.19                         | 118.66           | 106.56    | 65.05                           |

1. CPI by Expenditure Category (Cont'd) <sup>1)</sup>

2020=100

| Outpatient services | Hospital services | Transport            | Purchase of vehicles | Operation of personal transport equipment | Transport services             | Communication | Postal services        | Telephone & telefax equipment | Telephone & telefax services |                             |
|---------------------|-------------------|----------------------|----------------------|---|--------------------------------|---------------|------------------------|-------------------------------|------------------------------|-----------------------------|
| 37.4                | 11.3              | 110.6                | 28.4                 | 60.3                                      | 21.9                           | 46.6          | 0.1                    | 10.4                          | 36.1                         | <b>Weight</b> <sup>2)</sup> |
| 97.18               | 101.31            | 103.73               | 100.08               | 110.72                                    | 95.19                          | 104.51        | 89.64                  | 99.77                         | 105.72                       | 2018                        |
| 97.89               | 99.86             | 101.87               | 98.84                | 105.94                                    | 97.90                          | 102.11        | 96.55                  | 99.11                         | 102.87                       | 2019                        |
| 100.00              | 100.00            | 100.00               | 100.00               | 100.00                                    | 100.00                         | 100.00        | 100.00                 | 100.00                        | 100.00                       | 2020                        |
| 101.56              | 99.38             | 106.33               | 101.62               | 111.10                                    | 101.58                         | 99.10         | 103.33                 | 92.71                         | 100.97                       | 2021                        |
| 103.67              | 97.74             | 116.68               | 105.25               | 128.77                                    | 103.79                         | 100.02        | 109.99                 | 95.56                         | 101.30                       | 2022                        |
| 105.52              | 98.98             | 112.70               | 105.97               | 118.70                                    | 107.34                         | 101.04        | 109.99                 | 99.12                         | 101.55                       | 2023                        |
| 105.56              | 98.99             | 117.29               | 108.08               | 124.72                                    | 111.87                         | 101.21        | 109.99                 | 99.63                         | 101.61                       | 10. 2023                    |
| 105.57              | 98.99             | 114.98               | 107.09               | 120.76                                    | 111.57                         | 101.23        | 109.99                 | 99.63                         | 101.65                       | 11                          |
| 105.52              | 99.00             | 112.89               | 106.47               | 116.85                                    | 111.64                         | 101.24        | 109.99                 | 99.63                         | 101.65                       | 12                          |
| 107.38              | 100.88            | 111.97               | 107.05               | 114.32                                    | 112.38                         | 101.24        | 109.99                 | 99.63                         | 101.66                       | 1. 2024                     |
| 107.39              | 100.88            | 113.64               | 109.02               | 116.53                                    | 112.48                         | 101.24        | 109.99                 | 99.63                         | 101.66                       | 2                           |
| 107.43              | 100.90            | 114.00               | 108.85               | 117.67                                    | 111.75                         | 101.24        | 109.99                 | 99.63                         | 101.66                       | 3                           |
| 107.45              | 100.90            | 115.02               | 109.31               | 119.39                                    | 111.98                         | 101.24        | 109.99                 | 99.63                         | 101.66                       | 4                           |
| 107.43              | 100.91            | 115.74               | 109.21               | 120.79                                    | 112.20                         | 101.32        | 109.99                 | 99.63                         | 101.76                       | 5                           |
| 107.49              | 100.91            | 114.01               | 109.15               | 117.26                                    | 112.35                         | 101.32        | 109.99                 | 99.63                         | 101.76                       | 6                           |
| 107.50              | 100.92            | 116.00               | 108.52               | 121.47                                    | 112.73                         | 101.32        | 109.99                 | 99.63                         | 101.76                       | 7                           |
| 107.53              | 100.92            | 116.17               | 108.46               | 121.37                                    | 113.82                         | 101.32        | 109.99                 | 99.63                         | 101.76                       | 8                           |
| 107.53              | 100.93            | 113.90               | 108.75               | 117.21                                    | 112.52                         | 101.32        | 109.99                 | 99.63                         | 101.76                       | 9                           |
| 107.59              | 100.92            | 112.56               | 107.96               | 115.02                                    | 112.36                         | 101.32        | 109.99                 | 99.63                         | 101.76                       | 10                          |
|                     |                   |                      |                      |   |                                |               |                        |                               |                              |                             |
| Tertiary education  | Other education   | Restaurants & hotels | Catering services    | Accommodation services                    | Miscellaneous goods & services | Personal care | Personal effects n.e.c | Other services                |                              |                             |
| 13.1                | 59.0              | 144.7                | 138.0                | 6.7                                       | 52.7                           | 25.9          | 7.0                    | 19.8                          | <b>Weight</b> <sup>2)</sup>  |                             |
| 101.23              | 96.64             | 97.29                | 97.41                | 94.48                                     | 96.53                          | 97.68         | 97.43                  | 94.52                         | 2018                         |                             |
| 100.96              | 98.49             | 99.06                | 99.22                | 95.32                                     | 98.08                          | 98.84         | 99.51                  | 96.45                         | 2019                         |                             |
| 100.00              | 100.00            | 100.00               | 100.00               | 100.00                                    | 100.00                         | 100.00        | 100.00                 | 100.00                        | 2020                         |                             |
| 99.88               | 101.48            | 102.73               | 102.81               | 100.46                                    | 102.00                         | 101.14        | 99.34                  | 103.81                        | 2021                         |                             |
| 99.69               | 103.91            | 110.53               | 110.71               | 105.67                                    | 108.27                         | 108.39        | 101.54                 | 110.08                        | 2022                         |                             |
| 99.89               | 106.73            | 117.16               | 117.38               | 111.48                                    | 114.56                         | 114.46        | 108.10                 | 116.51                        | 2023                         |                             |
| 99.94               | 107.22            | 118.18               | 118.43               | 111.86                                    | 115.25                         | 114.85        | 109.86                 | 117.19                        | 10. 2023                     |                             |
| 99.94               | 107.11            | 118.38               | 118.81               | 108.53                                    | 115.27                         | 114.63        | 110.73                 | 117.22                        | 11                           |                             |
| 99.94               | 107.17            | 118.88               | 118.96               | 115.74                                    | 115.58                         | 115.22        | 110.72                 | 117.24                        | 12                           |                             |
| 99.94               | 107.74            | 119.09               | 119.47               | 110.00                                    | 118.38                         | 115.58        | 110.76                 | 124.34                        | 1. 2024                      |                             |
| 99.94               | 107.89            | 119.39               | 119.79               | 110.06                                    | 118.25                         | 115.68        | 110.77                 | 123.85                        | 2                            |                             |
| 100.48              | 108.30            | 119.78               | 120.21               | 109.87                                    | 118.49                         | 116.22        | 110.74                 | 123.81                        | 3                            |                             |
| 100.48              | 108.72            | 120.14               | 120.53               | 110.96                                    | 119.14                         | 116.42        | 110.85                 | 125.24                        | 4                            |                             |
| 100.48              | 108.89            | 120.38               | 120.68               | 112.92                                    | 119.13                         | 116.35        | 111.07                 | 125.24                        | 5                            |                             |
| 100.48              | 108.91            | 120.77               | 121.08               | 113.13                                    | 119.63                         | 117.19        | 111.37                 | 125.36                        | 6                            |                             |
| 100.48              | 109.26            | 121.32               | 121.23               | 121.63                                    | 119.78                         | 117.52        | 111.42                 | 125.31                        | 7                            |                             |
| 100.48              | 109.55            | 121.65               | 121.30               | 126.99                                    | 119.23                         | 116.46        | 111.60                 | 125.15                        | 8                            |                             |
| 100.52              | 109.66            | 121.02               | 121.26               | 114.71                                    | 118.97                         | 115.96        | 111.58                 | 125.11                        | 9                            |                             |
| 100.52              | 109.73            | 121.63               | 121.86               | 115.58                                    | 120.08                         | 118.23        | 111.60                 | 125.12                        | 10                           |                             |

## 2. 가 <sup>1)</sup> CPI by Commodities and Services

2020=100

|                 | All items | Commodities | Agricultural & marine products |                |                 |                | Industrial products | 가             |                  |              |        |  |
|-----------------|-----------|-------------|--------------------------------|----------------|-----------------|----------------|---------------------|---------------|------------------|--------------|--------|--|
|                 |           |             | Agricultural products          | Stock products | Marine products | Processed food |                     | Durable goods | Textile products | Publications |        |  |
|                 |           |             |                                |                |                 |                |                     |               |                  |              |        |  |
| 가 <sup>2)</sup> | 1,000.0   | 447.6       | 75.6                           | 38.4           | 26.4            | 10.8           | 338.3               | 82.7          | 73.0             | 43.8         | 4.2    |  |
| Weight          | 102.50    | 103.12      | 108.73                         | 108.32         | 112.65          | 101.44         | 102.29              | 102.08        | 100.00           | 100.42       | 100.49 |  |
| 2021            | 107.72    | 110.02      | 112.82                         | 110.88         | 119.45          | 104.93         | 109.33              | 110.02        | 103.06           | 103.61       | 103.09 |  |
| 2022            | 111.59    | 114.43      | 116.28                         | 117.54         | 116.87          | 110.56         | 112.18              | 117.55        | 105.96           | 110.55       | 105.56 |  |
| 2023            | 113.27    | 117.36      | 123.77                         | 130.00         | 120.27          | 110.13         | 114.03              | 118.58        | 107.34           | 112.34       | 106.09 |  |
| 2023. 10        | 112.68    | 116.10      | 117.79                         | 120.16         | 117.23          | 110.85         | 113.67              | 119.27        | 106.92           | 113.53       | 106.09 |  |
| 11              | 112.73    | 115.93      | 119.27                         | 122.47         | 117.51          | 112.13         | 113.11              | 119.39        | 106.85           | 113.53       | 106.09 |  |
| 12              | 113.17    | 116.24      | 122.71                         | 129.34         | 116.79          | 112.93         | 112.75              | 118.86        | 107.12           | 113.56       | 106.39 |  |
| 2024. 1         | 113.78    | 117.25      | 125.98                         | 136.72         | 115.03          | 113.15         | 113.37              | 118.94        | 108.09           | 113.55       | 106.39 |  |
| 2               | 113.95    | 117.57      | 126.54                         | 138.44         | 114.35          | 112.42         | 113.67              | 118.92        | 107.88           | 113.57       | 106.36 |  |
| 3               | 114.01    | 117.29      | 123.54                         | 133.09         | 114.25          | 111.13         | 113.95              | 118.96        | 108.17           | 113.57       | 106.39 |  |
| 4               | 114.10    | 117.17      | 121.90                         | 129.70         | 114.44          | 111.48         | 114.14              | 119.22        | 107.91           | 114.37       | 106.79 |  |
| 5               | 113.84    | 116.53      | 119.50                         | 122.78         | 117.94          | 111.62         | 113.82              | 119.03        | 107.83           | 114.37       | 108.11 |  |
| 6               | 114.13    | 116.62      | 120.59                         | 123.89         | 119.76          | 111.07         | 114.37              | 119.65        | 107.54           | 114.37       | 108.11 |  |
| 7               | 114.54    | 117.21      | 123.15                         | 129.90         | 117.99          | 111.31         | 114.29              | 119.78        | 107.07           | 114.37       | 108.11 |  |
| 8               | 114.65    | 117.86      | 126.65                         | 134.95         | 120.57          | 111.56         | 113.66              | 119.59        | 107.24           | 114.37       | 108.02 |  |
| 9               | 114.69    | 117.69      | 125.27                         | 131.53         | 121.35          | 112.45         | 113.73              | 120.56        | 107.13           | 114.74       | 108.12 |  |
| 10              |           |             |                                |                |                 |                |                     |               |                  |              |        |  |

|                 | Commodities         |           |           |                           |                            |          |          |                     |                 |                   |            |                      |
|-----------------|---------------------|-----------|-----------|---------------------------|----------------------------|----------|----------|---------------------|-----------------|-------------------|------------|----------------------|
|                 | Industrial products |           |           |                           |                            | · 가<br>· | Services | Rentals for housing | Public services | Personal services | Eating out | Excluding eating out |
|                 | Oils                | Medicines | Cosmetics | Other industrial products | Electricity, water and gas |          |          |                     |                 |                   |            |                      |
|                 |                     |           |           |                           |                            |          |          |                     |                 |                   |            |                      |
| 가 <sup>2)</sup> | 46.6                | 15.9      | 11.1      | 61.0                      | 33.7                       | 552.4    | 99.1     | 120.0               | 333.3           | 138.0             | 195.3      |                      |
| Weight          | 115.23              | 100.24    | 102.03    | 99.53                     | 97.90                      | 101.95   | 101.38   | 100.96              | 102.55          | 102.81            | 102.36     |                      |
| 2021            | 140.76              | 100.47    | 110.77    | 103.50                    | 110.20                     | 105.70   | 103.26   | 101.73              | 108.11          | 110.71            | 106.30     |                      |
| 2022            | 125.12              | 102.60    | 114.56    | 107.79                    | 132.46                     | 109.15   | 103.75   | 103.03              | 113.32          | 117.38            | 110.50     |                      |
| 2023            | 133.80              | 103.03    | 113.28    | 108.46                    | 136.27                     | 109.86   | 103.66   | 103.79              | 114.27          | 118.43            | 111.38     |                      |
| 2023. 10        | 128.90              | 103.12    | 113.02    | 108.09                    | 136.28                     | 109.79   | 103.74   | 103.77              | 114.13          | 118.81            | 110.89     |                      |
| 11              | 122.82              | 103.24    | 113.93    | 108.29                    | 136.37                     | 110.01   | 103.74   | 103.78              | 114.49          | 118.96            | 111.40     |                      |
| 12              | 119.69              | 103.35    | 114.34    | 108.38                    | 136.65                     | 110.55   | 103.74   | 104.79              | 115.02          | 119.47            | 111.95     |                      |
| 2024. 1         | 122.66              | 103.59    | 113.79    | 108.74                    | 136.66                     | 110.84   | 103.77   | 104.73              | 115.54          | 119.79            | 112.60     |                      |
| 2               | 124.49              | 104.01    | 114.91    | 109.25                    | 136.66                     | 110.91   | 103.80   | 104.66              | 115.65          | 120.21            | 112.51     |                      |
| 3               | 126.46              | 104.29    | 114.88    | 109.18                    | 136.66                     | 111.22   | 103.83   | 104.71              | 116.16          | 120.53            | 113.13     |                      |
| 4               | 126.88              | 104.64    | 115.07    | 109.15                    | 136.72                     | 111.49   | 103.89   | 104.74              | 116.58          | 120.68            | 113.74     |                      |
| 5               | 123.18              | 105.09    | 116.33    | 109.46                    | 136.77                     | 111.51   | 103.96   | 104.77              | 116.59          | 121.08            | 113.49     |                      |
| 6               | 127.19              | 104.85    | 117.46    | 109.50                    | 129.95                     | 111.96   | 104.01   | 104.83              | 117.31          | 121.23            | 114.60     |                      |
| 7               | 127.15              | 104.90    | 116.44    | 109.73                    | 133.03                     | 112.22   | 104.09   | 104.90              | 117.69          | 121.30            | 115.18     |                      |
| 8               | 121.96              | 105.18    | 115.99    | 109.36                    | 140.41                     | 111.91   | 104.15   | 104.75              | 117.22          | 121.26            | 114.42     |                      |
| 9               | 119.20              | 105.00    | 118.23    | 109.62                    | 140.34                     | 112.12   | 104.22   | 104.75              | 117.55          | 121.86            | 114.57     |                      |
| 10              |                     |           |           |                           |                            |          |          |                     |                 |                   |            |                      |

: 1) 가 2020 ,  
가 2022  
2) 2022 가 (~2021 )  
가  
:

Note: 1) CPI base year was 2020 with the weights calculated based on year 2022.  
2) The weights were based on 2022, which couldn't be applied to data for previous periods (leading up to 2021).

Source: Statistics Korea

### 3. 가 <sup>1)</sup> CPI by Item

2020 = 100

|                 | Agricultural products |                 |        |        |        |                 |            |                        |                 |                 |
|-----------------|-----------------------|-----------------|--------|--------|--------|-----------------|------------|------------------------|-----------------|-----------------|
|                 | White rice            | Chinese cabbage | Garlic | Apple  | Grape  | Mandarin orange | Watermelon | 가<br>Red pepper powder | Beef (domestic) | Beef (imported) |
| 가 <sup>2)</sup> | 4.2                   | 1.3             | 1.3    | 2.3    | 1.4    | 1.8             | 1.0        | 1.6                    | 8.6             | 3.1             |
| Weight          |                       |                 |        |        |        |                 |            |                        |                 |                 |
| 2018            | 91.53                 | 79.99           | 119.03 | 94.14  | 95.09  | 116.26          | 118.79     | 103.61                 | 90.20           | 94.94           |
| 2019            | 99.21                 | 70.59           | 102.27 | 92.84  | 92.49  | 106.15          | 108.40     | 101.66                 | 92.36           | 98.31           |
| 2020            | 100.00                | 100.00          | 100.00 | 100.00 | 100.00 | 100.00          | 100.00     | 100.00                 | 100.00          | 100.00          |
| 2021            | 109.40                | 81.85           | 129.47 | 118.45 | 112.69 | 104.02          | 121.29     | 119.07                 | 108.90          | 108.13          |
| 2022            | 97.08                 | 111.10          | 143.11 | 102.36 | 132.07 | 121.53          | 133.64     | 106.70                 | 110.43          | 127.94          |
| 2023            | 98.71                 | 95.11           | 133.53 | 127.11 | 132.28 | 144.75          | 145.52     | 113.72                 | 104.37          | 123.95          |
| 2023. 10        | 108.58                | 137.70          | 126.95 | 166.27 | 145.62 | 166.67          | 177.34     | 116.07                 | 107.81          | 126.68          |
| 11              | 106.41                | 84.36           | 124.73 | 145.82 | 143.26 | 131.49          | 160.99     | 115.96                 | 106.32          | 128.12          |
| 12              | 105.79                | 73.48           | 125.95 | 144.35 | 141.04 | 128.45          | 162.26     | 116.13                 | 107.04          | 128.38          |
| 2024. 1         | 104.96                | 78.97           | 126.73 | 150.21 | 141.20 | 158.45          | 170.46     | 116.60                 | 107.46          | 129.63          |
| 2               | 103.26                | 83.49           | 125.78 | 163.71 | 139.02 | 225.43          | 186.77     | 115.86                 | 105.13          | 130.22          |
| 3               | 101.24                | 93.96           | 126.15 | 176.50 | 142.03 | 247.46          | 189.65     | 114.45                 | 103.50          | 130.96          |
| 4               | 97.65                 | 117.95          | 124.14 | 177.33 | 141.30 | 238.65          | 183.18     | 113.95                 | 100.95          | 128.69          |
| 5               | 100.38                | 108.01          | 123.46 | 189.73 | 149.56 | 238.71          | 177.22     | 113.55                 | 99.40           | 128.22          |
| 6               | 100.55                | 83.24           | 125.06 | 193.84 | 156.58 | 230.46          | 135.68     | 115.47                 | 100.20          | 129.81          |
| 7               | 100.35                | 105.95          | 122.91 | 194.34 | 166.21 | 227.96          | 128.29     | 115.58                 | 99.52           | 132.33          |
| 8               | 98.78                 | 145.75          | 124.93 | 182.81 | 161.18 | 226.05          | 168.44     | 116.08                 | 99.33           | 130.62          |
| 9               | 98.35                 | 210.00          | 124.83 | 157.93 | 144.35 | 211.07          | 157.54     | 115.58                 | 102.74          | 132.42          |
| 10              | 99.18                 | 208.57          | 126.63 | 132.95 | 136.14 | 203.35          | 143.52     | 115.14                 | 105.02          | 131.46          |

|                 | Stock products |         |        | Marine products |                |          | 가               |        |        |              |
|-----------------|----------------|---------|--------|-----------------|----------------|----------|-----------------|--------|--------|--------------|
|                 | Pork           | Chicken | Egg    | Hairtail        | Yellow corvina | Mackerel | Instant noodles | Tofu   | Cake   | Sliced bread |
| 가 <sup>2)</sup> | 9.8            | 1.5     | 3.0    | 1.1             | 0.9            | 2.0      | 2.4             | 1.2    | 1.6    | 6.8          |
| Weight          |                |         |        |                 |                |          |                 |        |        |              |
| 2018            | 93.98          | 102.86  | 91.82  | 95.56           | 102.26         | 91.64    | 100.32          | 96.08  | 95.56  | 93.49        |
| 2019            | 90.31          | 104.25  | 92.07  | 93.44           | 100.14         | 88.67    | 100.20          | 97.82  | 98.29  | 98.06        |
| 2020            | 100.00         | 100.00  | 100.00 | 100.00          | 100.00         | 100.00   | 100.00          | 100.00 | 100.00 | 100.00       |
| 2021            | 111.11         | 107.67  | 141.29 | 101.29          | 99.16          | 104.97   | 103.14          | 106.10 | 102.37 | 105.51       |
| 2022            | 120.09         | 122.54  | 135.59 | 100.28          | 100.68         | 109.22   | 113.25          | 111.49 | 111.34 | 117.94       |
| 2023            | 118.33         | 137.06  | 133.06 | 102.24          | 104.26         | 119.79   | 122.00          | 118.07 | 121.97 | 129.20       |
| 2023. 10        | 122.44         | 136.53  | 136.90 | 99.07           | 106.23         | 116.25   | 120.69          | 119.09 | 123.35 | 130.01       |
| 11              | 116.03         | 133.29  | 135.72 | 98.34           | 105.63         | 116.82   | 119.76          | 118.26 | 123.36 | 130.04       |
| 12              | 116.14         | 132.31  | 135.97 | 98.09           | 105.06         | 117.85   | 118.92          | 117.68 | 123.39 | 130.05       |
| 2024. 1         | 113.61         | 129.70  | 136.53 | 100.19          | 107.54         | 118.69   | 118.06          | 118.51 | 124.47 | 130.10       |
| 2               | 110.79         | 130.47  | 136.45 | 102.27          | 107.67         | 118.40   | 118.76          | 118.36 | 124.50 | 130.10       |
| 3               | 110.67         | 131.82  | 134.38 | 104.28          | 107.13         | 117.75   | 118.00          | 118.71 | 124.53 | 130.12       |
| 4               | 113.80         | 130.89  | 133.78 | 104.36          | 108.27         | 114.44   | 117.57          | 118.32 | 124.51 | 130.18       |
| 5               | 115.96         | 129.70  | 134.31 | 105.40          | 108.04         | 116.25   | 117.36          | 118.09 | 124.51 | 130.19       |
| 6               | 124.49         | 127.79  | 134.38 | 107.29          | 107.53         | 113.46   | 117.45          | 118.67 | 124.50 | 130.19       |
| 7               | 128.92         | 129.78  | 134.75 | 105.63          | 107.05         | 112.95   | 116.39          | 117.97 | 124.54 | 130.21       |
| 8               | 124.90         | 129.73  | 134.49 | 105.79          | 108.23         | 114.12   | 116.03          | 118.60 | 124.57 | 130.10       |
| 9               | 128.26         | 130.02  | 133.65 | 104.38          | 106.33         | 114.89   | 117.97          | 117.73 | 124.57 | 130.13       |
| 10              | 128.19         | 129.26  | 135.23 | 103.12          | 108.56         | 115.84   | 118.26          | 117.84 | 126.20 | 130.13       |

: 1) 가 2020 ,  
가 2022  
2) 2022 가 (~2021 )  
가

Note: 1) CPI base year was 2020 with the weights calculated  
2) The weights were based on 2022, which couldn't be applied to data for previous periods (leading up to 2021).  
Source: Statistics Korea.

### 3. 가 ( )<sup>1)</sup>

2020 = 100

|          | 가                    |               |                         |                 |                 | Processed food |                            |                             |                            |                  |
|----------|----------------------|---------------|-------------------------|-----------------|-----------------|----------------|----------------------------|-----------------------------|----------------------------|------------------|
|          | Rice cake            | Ham and Bacon | Milk                    | Fermented milk  | Ice-cream cone  | Biscuit        | Snack food                 | Side dish                   | Instant food               | Coffee           |
| 가 2)     | 1.9                  | 2.7           | 3.4                     | 2.0             | 2.6             | 1.9            | 2.9                        | 3.1                         | 3.1                        | 2.6              |
| 2018     | 91.26                | 97.25         | 95.14                   | 97.01           | 96.39           | 101.00         | 96.02                      | 94.94                       | 93.26                      | 100.12           |
| 2019     | 98.24                | 95.67         | 99.54                   | 98.10           | 98.27           | 101.03         | 99.35                      | 97.91                       | 97.24                      | 100.77           |
| 2020     | 100.00               | 100.00        | 100.00                  | 100.00          | 100.00          | 100.00         | 100.00                     | 100.00                      | 100.00                     | 100.00           |
| 2021     | 105.12               | 104.61        | 101.44                  | 100.87          | 98.68           | 104.26         | 101.81                     | 101.03                      | 105.20                     | 100.78           |
| 2022     | 110.65               | 113.53        | 107.47                  | 105.45          | 105.74          | 118.38         | 108.48                     | 104.17                      | 115.39                     | 109.62           |
| 2023     | 116.65               | 116.43        | 118.13                  | 118.58          | 117.13          | 123.90         | 115.80                     | 108.81                      | 119.42                     | 123.44           |
| 2023. 10 | 117.50               | 116.44        | 121.98                  | 123.21          | 121.62          | 123.47         | 114.64                     | 110.16                      | 119.31                     | 122.86           |
| 11       | 117.85               | 114.34        | 123.66                  | 123.23          | 122.18          | 124.86         | 114.66                     | 110.62                      | 118.05                     | 123.45           |
| 12       | 118.58               | 115.98        | 123.85                  | 123.18          | 122.63          | 123.91         | 114.24                     | 110.63                      | 120.13                     | 123.58           |
| 2024. 1  | 118.41               | 114.72        | 123.80                  | 123.20          | 122.83          | 122.63         | 114.79                     | 111.04                      | 119.31                     | 124.46           |
| 2        | 118.91               | 114.87        | 123.83                  | 122.82          | 122.57          | 123.78         | 114.35                     | 111.44                      | 119.54                     | 123.94           |
| 3        | 119.90               | 115.91        | 123.65                  | 122.81          | 122.94          | 124.66         | 114.88                     | 111.52                      | 118.79                     | 123.55           |
| 4        | 120.38               | 113.61        | 123.58                  | 123.05          | 122.74          | 124.77         | 114.90                     | 111.86                      | 119.68                     | 124.78           |
| 5        | 120.44               | 115.91        | 123.55                  | 122.99          | 122.67          | 122.87         | 114.64                     | 111.97                      | 118.05                     | 124.27           |
| 6        | 121.08               | 115.82        | 123.49                  | 123.11          | 122.38          | 124.52         | 113.84                     | 111.99                      | 119.55                     | 124.24           |
| 7        | 121.43               | 114.69        | 123.87                  | 124.61          | 122.99          | 124.93         | 114.10                     | 112.37                      | 119.50                     | 123.29           |
| 8        | 121.45               | 111.66        | 124.01                  | 124.19          | 123.21          | 124.79         | 114.13                     | 112.61                      | 120.85                     | 124.98           |
| 9        | 121.63               | 114.41        | 123.58                  | 122.89          | 122.65          | 124.62         | 114.25                     | 112.96                      | 120.50                     | 123.60           |
| 10       | 121.74               | 116.74        | 123.70                  | 123.86          | 122.41          | 124.56         | 114.49                     | 113.19                      | 121.04                     | 124.90           |
|          | Durable goods        |               |                         |                 |                 |                |                            |                             |                            |                  |
|          | Electric rice cooker | Refrigerator  | Refrigerator for Kimchi | Air conditioner | Washing machine | Boiler         | Passenger car (small size) | Passenger car (medium size) | Passenger car (large size) | Multipurpose car |
| 가 2)     | 0.5                  | 2.4           | 1.1                     | 1.5             | 1.0             | 1.5            | 1.0                        | 1.0                         | 3.2                        | 7.7              |
| 2018     | 122.38               | 98.56         | 101.05                  | 99.73           | 99.91           | 96.97          | 101.30                     | 100.10                      | 100.16                     | 101.60           |
| 2019     | 108.80               | 99.31         | 103.07                  | 101.70          | 100.62          | 97.44          | 100.55                     | 97.95                       | 99.59                      | 99.87            |
| 2020     | 100.00               | 100.00        | 100.00                  | 100.00          | 100.00          | 100.00         | 100.00                     | 100.00                      | 100.00                     | 100.00           |
| 2021     | 99.31                | 101.06        | 102.39                  | 98.26           | 91.53           | 108.23         | 100.86                     | 99.92                       | 101.79                     | 102.02           |
| 2022     | 103.92               | 103.87        | 104.46                  | 102.24          | 89.70           | 116.21         | 102.08                     | 100.70                      | 104.67                     | 106.45           |
| 2023     | 117.14               | 100.15        | 107.49                  | 106.61          | 93.84           | 117.04         | 103.51                     | 103.30                      | 108.13                     | 108.61           |
| 2023. 10 | 117.18               | 99.06         | 105.75                  | 108.38          | 96.45           | 116.94         | 104.13                     | 104.15                      | 108.62                     | 109.84           |
| 11       | 117.99               | 98.16         | 105.75                  | 108.38          | 96.21           | 117.06         | 104.13                     | 104.89                      | 108.62                     | 109.84           |
| 12       | 117.73               | 100.82        | 107.27                  | 108.38          | 96.46           | 118.98         | 104.13                     | 104.89                      | 108.62                     | 109.90           |
| 2024. 1  | 100.41               | 101.48        | 106.46                  | 108.38          | 96.64           | 119.07         | 104.13                     | 104.97                      | 109.20                     | 109.90           |
| 2        | 101.57               | 102.41        | 106.88                  | 108.38          | 96.96           | 119.90         | 104.13                     | 104.97                      | 109.20                     | 109.90           |
| 3        | 101.83               | 99.66         | 106.88                  | 108.38          | 96.98           | 120.18         | 104.13                     | 104.97                      | 109.20                     | 109.90           |
| 4        | 116.99               | 97.83         | 106.88                  | 109.91          | 98.14           | 120.47         | 104.13                     | 104.97                      | 109.20                     | 109.90           |
| 5        | 109.88               | 97.48         | 106.88                  | 108.84          | 98.20           | 120.47         | 104.13                     | 104.97                      | 109.20                     | 109.90           |
| 6        | 104.94               | 98.02         | 106.88                  | 105.64          | 98.81           | 120.48         | 104.13                     | 104.82                      | 109.50                     | 109.90           |
| 7        | 104.21               | 96.33         | 106.88                  | 108.76          | 100.57          | 120.49         | 105.00                     | 104.60                      | 109.50                     | 109.75           |
| 8        | 101.76               | 95.96         | 106.88                  | 105.50          | 96.20           | 120.51         | 105.00                     | 104.60                      | 111.93                     | 109.75           |
| 9        | 104.01               | 96.41         | 107.73                  | 106.27          | 95.27           | 120.50         | 105.00                     | 104.60                      | 111.93                     | 110.77           |
| 10       | 103.56               | 98.60         | 108.43                  | 106.27          | 95.04           | 120.66         | 105.00                     | 104.60                      | 111.93                     | 110.77           |



3. CPI by Item (Cont'd) <sup>1)</sup>

2020 = 100

| 가              |                      |        |        |             |                    |               |        |        |              | Weight <sup>2)</sup> |
|----------------|----------------------|--------|--------|-------------|--------------------|---------------|--------|--------|--------------|----------------------|
| Processed food |                      |        |        |             |                    | Durable goods |        |        |              |                      |
| Juice          | Carbonated beverages | Soju   | Beer   | Red ginseng | Health supplements | Closet        | Bed    | Sofa   | Kitchen sink |                      |
| 1.4            | 1.6                  | 1.7    | 3.0    | 1.1         | 6.5                | 1.3           | 2.7    | 1.3    | 1.3          | Weight <sup>2)</sup> |
| 101.67         | 94.48                | 94.11  | 98.59  | 100.00      | 101.86             | 95.43         | 90.44  | 96.56  | 91.71        | 2018                 |
| 101.52         | 95.43                | 97.53  | 99.76  | 100.00      | 100.89             | 100.13        | 100.00 | 100.87 | 97.37        | 2019                 |
| 100.00         | 100.00               | 100.00 | 100.00 | 100.00      | 100.00             | 100.00        | 100.00 | 100.00 | 100.00       | 2020                 |
| 102.11         | 105.22               | 100.58 | 100.17 | 100.00      | 98.59              | 100.69        | 106.62 | 99.41  | 111.01       | 2021                 |
| 108.69         | 111.98               | 108.22 | 105.65 | 102.12      | 100.22             | 107.66        | 112.78 | 110.25 | 121.00       | 2022                 |
| 117.75         | 115.08               | 111.03 | 108.18 | 104.28      | 100.81             | 111.46        | 120.44 | 122.21 | 131.39       | 2023                 |
| 119.33         | 116.41               | 110.09 | 108.02 | 106.57      | 102.20             | 113.22        | 120.44 | 125.92 | 136.17       | 10. 2023             |
| 119.61         | 115.67               | 114.72 | 112.21 | 106.57      | 104.97             | 113.22        | 120.44 | 125.92 | 137.98       | 11                   |
| 119.58         | 114.06               | 116.79 | 112.38 | 106.57      | 104.97             | 113.22        | 120.44 | 125.92 | 137.98       | 12                   |
| 119.06         | 113.75               | 109.41 | 112.51 | 106.57      | 104.02             | 113.22        | 120.44 | 125.92 | 137.44       | 1. 2024              |
| 120.31         | 113.20               | 108.78 | 112.68 | 106.57      | 104.02             | 113.22        | 123.21 | 125.92 | 139.45       | 2                    |
| 120.42         | 112.13               | 108.56 | 112.43 | 106.57      | 104.02             | 120.96        | 123.21 | 125.92 | 139.45       | 3                    |
| 119.48         | 109.66               | 108.64 | 112.46 | 106.57      | 104.02             | 120.96        | 123.21 | 125.92 | 138.49       | 4                    |
| 120.22         | 111.61               | 108.28 | 111.67 | 106.57      | 104.02             | 120.96        | 123.21 | 125.92 | 137.68       | 5                    |
| 121.21         | 111.29               | 108.38 | 112.13 | 106.57      | 104.02             | 120.96        | 123.21 | 125.92 | 138.27       | 6                    |
| 127.42         | 115.27               | 108.38 | 112.31 | 106.57      | 104.02             | 120.96        | 123.21 | 125.92 | 139.59       | 7                    |
| 128.03         | 114.00               | 108.39 | 112.25 | 106.57      | 104.02             | 120.96        | 123.28 | 125.92 | 139.59       | 8                    |
| 127.95         | 108.81               | 108.35 | 112.46 | 106.57      | 104.02             | 120.96        | 125.30 | 127.32 | 149.56       | 9                    |
| 129.12         | 114.39               | 108.39 | 112.63 | 106.57      | 104.02             | 120.96        | 125.30 | 120.46 | 147.69       | 10                   |

| Durable goods          |              |        |                     |          |                               |             | Textile products |            |                      | Weight <sup>2)</sup> |
|------------------------|--------------|--------|---------------------|----------|-------------------------------|-------------|------------------|------------|----------------------|----------------------|
| Imported passenger car | Mobile phone | TV     | Audio-visual Device | Computer | Portable multimedia equipment | Accessories | Men's outerwear  | Men's tops |                      |                      |
| 9.3                    | 10.4         | 1.9    | 0.9                 | 3.0      | 1.2                           | 1.0         | 4.4              | 1.5        | Weight <sup>2)</sup> |                      |
| 97.95                  | 99.77        | 117.37 | 101.29              | 104.83   | 101.44                        | 89.36       | 99.16            | 98.99      | 2018                 |                      |
| 96.65                  | 99.11        | 108.93 | 100.09              | 101.98   | 102.70                        | 94.41       | 99.69            | 99.91      | 2019                 |                      |
| 100.00                 | 100.00       | 100.00 | 100.00              | 100.00   | 100.00                        | 100.00      | 100.00           | 100.00     | 2020                 |                      |
| 101.66                 | 92.71        | 97.82  | 97.71               | 98.61    | 99.07                         | 100.00      | 100.88           | 100.07     | 2021                 |                      |
| 106.36                 | 95.56        | 96.03  | 99.99               | 94.34    | 100.51                        | 100.13      | 102.78           | 100.82     | 2022                 |                      |
| 103.84                 | 99.12        | 93.90  | 100.82              | 93.16    | 118.46                        | 105.49      | 108.14           | 107.21     | 2023                 |                      |
| 108.70                 | 99.63        | 92.60  | 101.25              | 94.89    | 117.86                        | 109.30      | 109.61           | 108.27     | 10. 2023             |                      |
| 105.72                 | 99.63        | 93.07  | 101.09              | 93.59    | 117.18                        | 109.30      | 112.52           | 110.74     | 11                   |                      |
| 103.53                 | 99.63        | 92.52  | 102.52              | 93.48    | 117.18                        | 109.30      | 112.52           | 110.74     | 12                   |                      |
| 105.08                 | 99.63        | 93.02  | 102.09              | 93.81    | 117.18                        | 109.30      | 112.52           | 110.74     | 1. 2024              |                      |
| 111.14                 | 99.63        | 92.73  | 102.49              | 94.15    | 117.18                        | 109.30      | 112.52           | 110.74     | 2                    |                      |
| 110.31                 | 99.63        | 93.07  | 102.51              | 94.00    | 117.18                        | 109.30      | 112.52           | 110.74     | 3                    |                      |
| 111.72                 | 99.63        | 93.37  | 102.58              | 92.48    | 117.18                        | 109.30      | 112.52           | 110.74     | 4                    |                      |
| 111.52                 | 99.63        | 92.32  | 102.66              | 92.28    | 117.18                        | 109.30      | 117.24           | 110.74     | 5                    |                      |
| 111.08                 | 99.63        | 92.84  | 102.60              | 91.89    | 117.18                        | 111.15      | 117.24           | 110.74     | 6                    |                      |
| 109.36                 | 99.63        | 90.94  | 102.54              | 92.87    | 117.18                        | 111.15      | 117.24           | 110.74     | 7                    |                      |
| 108.08                 | 99.63        | 89.65  | 97.30               | 91.34    | 117.18                        | 112.44      | 117.24           | 110.74     | 8                    |                      |
| 108.13                 | 99.63        | 89.64  | 97.38               | 90.64    | 117.18                        | 112.44      | 117.24           | 110.74     | 9                    |                      |
| 105.88                 | 99.63        | 88.43  | 96.66               | 89.10    | 117.18                        | 112.44      | 117.24           | 110.74     | 10                   |                      |

3. 가 ( )<sup>1)</sup>

2020 = 100

|       |    | Textile products     |                 |                   |                   |              |                 |                   |                  |                       |                 |
|-------|----|----------------------|-----------------|-------------------|-------------------|--------------|-----------------|-------------------|------------------|-----------------------|-----------------|
|       |    | Men's bottoms        | Men's underwear | Women's outerwear | Dresses           | Women's tops | Women's bottoms | Women's underwear | Jumper           | T-shirts              | Sweaters        |
| 가     | 2) | 1.3                  | 0.7             | 6.2               | 1.8               | 1.5          | 2.4             | 1.8               | 3.3              | 4.6                   | 0.6             |
| 2018  |    | 99.37                | 98.97           | 97.80             | 100.54            | 100.85       | 96.52           | 98.84             | 95.51            | 96.44                 | 95.21           |
| 2019  |    | 99.83                | 99.41           | 97.78             | 100.00            | 100.00       | 96.51           | 99.59             | 98.78            | 96.76                 | 96.01           |
| 2020  |    | 100.00               | 100.00          | 100.00            | 100.00            | 100.00       | 100.00          | 100.00            | 100.00           | 100.00                | 100.00          |
| 2021  |    | 100.17               | 100.56          | 99.99             | 98.85             | 100.00       | 101.37          | 100.06            | 101.17           | 101.65                | 101.61          |
| 2022  |    | 106.56               | 103.90          | 101.49            | 102.81            | 102.71       | 102.61          | 103.50            | 104.29           | 107.60                | 110.54          |
| 2023  |    | 117.47               | 107.65          | 104.39            | 115.43            | 109.82       | 111.91          | 105.70            | 109.64           | 119.89                | 114.42          |
| 2023. | 10 | 120.63               | 108.07          | 107.71            | 118.78            | 112.29       | 114.06          | 105.81            | 109.31           | 123.77                | 113.56          |
|       | 11 | 121.44               | 108.33          | 108.35            | 122.07            | 112.29       | 114.06          | 107.12            | 111.28           | 123.77                | 118.71          |
|       | 12 | 121.44               | 108.23          | 108.35            | 122.07            | 112.29       | 114.06          | 107.29            | 111.28           | 123.77                | 118.71          |
| 2024. | 1  | 121.44               | 108.41          | 108.35            | 122.07            | 112.29       | 114.06          | 107.43            | 111.28           | 123.77                | 118.71          |
|       | 2  | 121.44               | 108.15          | 108.35            | 122.07            | 112.29       | 114.06          | 107.53            | 111.28           | 123.77                | 118.71          |
|       | 3  | 121.44               | 108.04          | 108.35            | 122.07            | 112.29       | 114.06          | 107.72            | 111.28           | 123.77                | 118.71          |
|       | 4  | 121.44               | 108.06          | 108.35            | 122.07            | 112.29       | 114.06          | 107.67            | 111.28           | 123.77                | 118.71          |
|       | 5  | 121.44               | 108.42          | 108.35            | 125.10            | 113.55       | 114.06          | 107.71            | 111.28           | 123.77                | 118.71          |
|       | 6  | 121.44               | 108.65          | 108.35            | 125.10            | 113.55       | 114.06          | 107.71            | 111.28           | 123.77                | 118.71          |
|       | 7  | 121.44               | 108.61          | 108.35            | 125.10            | 113.55       | 114.06          | 107.40            | 111.28           | 123.77                | 118.71          |
|       | 8  | 121.44               | 108.51          | 108.35            | 125.10            | 113.55       | 114.06          | 107.38            | 111.28           | 123.77                | 118.71          |
|       | 9  | 121.44               | 108.45          | 108.35            | 125.10            | 113.55       | 114.06          | 107.34            | 111.28           | 123.77                | 118.71          |
|       | 10 | 121.44               | 108.92          | 110.61            | 125.10            | 114.38       | 114.06          | 107.52            | 111.28           | 123.77                | 118.71          |
|       |    | Publications         |                 |                   | Oils              |              |                 |                   | Medicines        |                       |                 |
|       |    | University textbooks | Books           | Newspaper         | LPG<br>(for cook) | Kerosene     | Gasoline        | Diesel            | LPG<br>(for car) | Prescription medicine | Herbal medicine |
| 가     | 2) | 0.2                  | 1.5             | 0.4               | 0.9               | 2.4          | 24.1            | 16.3              | 2.8              | 5.8                   | 2.7             |
| 2018  |    | 97.18                | 100.29          | 95.00             | 103.57            | 108.82       | 114.51          | 116.79            | 110.59           | 102.04                | 88.51           |
| 2019  |    | 98.73                | 100.52          | 100.00            | 100.82            | 111.51       | 106.33          | 112.24            | 101.93           | 100.77                | 95.74           |
| 2020  |    | 100.00               | 100.00          | 100.00            | 100.00            | 100.00       | 100.00          | 100.00            | 100.00           | 100.00                | 100.00          |
| 2021  |    | 99.69                | 100.56          | 100.00            | 113.40            | 109.74       | 114.83          | 116.44            | 117.97           | 99.32                 | 101.29          |
| 2022  |    | 99.06                | 101.44          | 111.11            | 134.64            | 171.41       | 130.44          | 153.61            | 136.70           | 98.02                 | 104.85          |
| 2023  |    | 101.29               | 101.85          | 111.11            | 128.66            | 163.98       | 118.30          | 130.29            | 120.75           | 97.04                 | 112.82          |
| 2023. | 10 | 101.29               | 101.85          | 111.11            | 128.00            | 166.91       | 127.84          | 141.12            | 116.90           | 96.31                 | 114.95          |
|       | 11 | 101.29               | 101.85          | 111.11            | 130.38            | 166.15       | 121.30          | 136.11            | 122.71           | 96.16                 | 115.27          |
|       | 12 | 101.29               | 101.85          | 111.11            | 130.56            | 162.54       | 115.37          | 127.89            | 122.75           | 96.13                 | 115.38          |
| 2024. | 1  | 101.29               | 101.85          | 111.11            | 130.65            | 159.31       | 112.63          | 123.38            | 122.69           | 95.94                 | 115.96          |
|       | 2  | 101.29               | 101.85          | 111.11            | 130.57            | 159.52       | 116.11          | 126.57            | 122.66           | 95.94                 | 117.09          |
|       | 3  | 100.76               | 101.85          | 111.11            | 130.47            | 160.14       | 118.16          | 128.65            | 122.62           | 95.93                 | 119.43          |
|       | 4  | 101.29               | 101.85          | 111.11            | 130.68            | 160.29       | 121.03          | 129.74            | 122.64           | 95.84                 | 121.32          |
|       | 5  | 101.29               | 101.85          | 111.11            | 130.69            | 159.91       | 122.37          | 128.79            | 122.64           | 95.83                 | 123.32          |
|       | 6  | 101.29               | 101.85          | 120.37            | 130.64            | 158.52       | 118.80          | 123.65            | 122.57           | 95.74                 | 125.58          |
|       | 7  | 101.29               | 101.85          | 120.37            | 130.64            | 158.70       | 122.83          | 128.82            | 124.10           | 95.00                 | 126.63          |
|       | 8  | 101.29               | 101.85          | 120.37            | 133.32            | 158.49       | 122.39          | 128.54            | 128.31           | 94.88                 | 127.38          |
|       | 9  | 99.24                | 101.85          | 120.37            | 133.60            | 156.69       | 116.90          | 122.07            | 128.50           | 94.88                 | 128.94          |
|       | 10 | 101.29               | 101.88          | 120.37            | 133.66            | 154.20       | 114.23          | 118.36            | 128.49           | 94.32                 | 129.57          |

### 3. CPI by Item (Cont'd) <sup>1)</sup>

2020=100

| Textile products |            |                 |                     |         | Publications                        |                             |                         |                       |     |                      |
|------------------|------------|-----------------|---------------------|---------|-------------------------------------|-----------------------------|-------------------------|-----------------------|-----|----------------------|
| Jeans            | Sportswear | Hiking clothing | Children's clothing | Bedding | Infant & toddler learning materials | Elementary school textbooks | Middle school textbooks | High school textbooks |     | Weight <sup>2)</sup> |
| 1.6              | 2.3        | 0.5             | 4.6                 | 2.6     | 0.3                                 | 0.6                         | 0.6                     | 0.6                   |     |                      |
| 95.73            | 99.60      | 100.54          | 103.44              | 94.96   | 98.33                               | 95.86                       | 95.23                   | 95.99                 |     | 2018                 |
| 98.31            | 100.10     | 100.47          | 101.96              | 96.74   | 98.36                               | 98.51                       | 99.77                   | 98.61                 |     | 2019                 |
| 100.00           | 100.00     | 100.00          | 100.00              | 100.00  | 100.00                              | 100.00                      | 100.00                  | 100.00                |     | 2020                 |
| 100.00           | 100.01     | 100.21          | 98.99               | 101.13  | 100.31                              | 100.61                      | 100.00                  | 101.25                |     | 2021                 |
| 103.62           | 100.07     | 100.32          | 102.73              | 105.87  | 100.32                              | 105.16                      | 101.28                  | 106.80                |     | 2022                 |
| 114.07           | 104.82     | 102.41          | 113.96              | 111.15  | 107.90                              | 107.50                      | 102.15                  | 115.50                |     | 2023                 |
| 115.71           | 104.86     | 103.46          | 115.80              | 111.15  | 107.90                              | 109.09                      | 102.15                  | 117.73                | 10. | 2023                 |
| 118.34           | 104.92     | 103.46          | 116.87              | 111.15  | 107.90                              | 109.09                      | 102.15                  | 117.73                | 11  |                      |
| 118.34           | 104.92     | 103.46          | 116.87              | 111.15  | 107.90                              | 109.09                      | 102.15                  | 117.73                | 12  |                      |
| 118.34           | 104.92     | 103.46          | 116.87              | 111.15  | 107.90                              | 109.09                      | 102.15                  | 119.87                | 1.  | 2024                 |
| 118.34           | 104.92     | 103.46          | 116.87              | 111.15  | 107.90                              | 109.09                      | 102.15                  | 119.87                | 2   |                      |
| 118.34           | 104.92     | 103.46          | 116.87              | 111.15  | 107.90                              | 109.09                      | 102.15                  | 119.87                | 3   |                      |
| 118.34           | 104.92     | 103.46          | 116.87              | 111.15  | 107.90                              | 109.09                      | 102.15                  | 119.87                | 4   |                      |
| 118.34           | 104.92     | 103.46          | 118.19              | 111.15  | 112.36                              | 109.09                      | 102.68                  | 119.87                | 5   |                      |
| 118.34           | 104.92     | 103.46          | 118.19              | 111.15  | 112.36                              | 109.09                      | 102.68                  | 123.53                | 6   |                      |
| 118.34           | 105.04     | 103.46          | 118.19              | 111.15  | 112.36                              | 109.09                      | 102.68                  | 123.53                | 7   |                      |
| 118.34           | 105.04     | 103.46          | 118.19              | 111.15  | 112.36                              | 109.09                      | 102.68                  | 123.53                | 8   |                      |
| 118.34           | 105.04     | 103.46          | 118.19              | 111.15  | 112.36                              | 109.09                      | 102.68                  | 123.53                | 9   |                      |
| 118.34           | 105.04     | 103.46          | 118.19              | 111.15  | 112.36                              | 109.09                      | 102.68                  | 123.53                | 10  |                      |

| Cosmetics |                 |                      | Other industrial products |        |          |                                       |           |           |                    |                      |
|-----------|-----------------|----------------------|---------------------------|--------|----------|---------------------------------------|-----------|-----------|--------------------|----------------------|
| Shampoo   | Basic cosmetics | Functional cosmetics | Cigarettes                | Shoes  | Sneakers | Home maintenance and repair materials | Tableware | Sauce pan | Airtight container | Weight <sup>2)</sup> |
| 1.0       | 4.5             | 3.7                  | 9.3                       | 2.0    | 4.4      | 3.4                                   | 0.8       | 0.5       | 0.7                |                      |
| 97.44     | 98.92           | 98.77                | 100.00                    | 95.62  | 100.00   | 97.10                                 | 93.27     | 100.98    | 103.77             | 2018                 |
| 102.28    | 99.82           | 97.35                | 100.00                    | 97.20  | 100.00   | 99.25                                 | 95.88     | 100.16    | 101.65             | 2019                 |
| 100.00    | 100.00          | 100.00               | 100.00                    | 100.00 | 100.00   | 100.00                                | 100.00    | 100.00    | 100.00             | 2020                 |
| 101.56    | 99.87           | 104.97               | 100.00                    | 104.20 | 100.00   | 105.19                                | 99.29     | 105.63    | 97.45              | 2021                 |
| 113.69    | 103.77          | 118.18               | 100.00                    | 110.87 | 100.71   | 115.64                                | 106.79    | 115.90    | 114.51             | 2022                 |
| 124.52    | 105.51          | 124.22               | 100.00                    | 112.96 | 107.20   | 118.71                                | 119.41    | 118.87    | 120.61             | 2023                 |
| 127.46    | 102.99          | 123.39               | 100.00                    | 112.91 | 107.80   | 118.86                                | 119.81    | 123.03    | 120.05             | 10. 2023             |
| 124.31    | 101.97          | 123.53               | 100.00                    | 112.91 | 107.80   | 118.90                                | 123.94    | 113.53    | 121.86             | 11                   |
| 128.25    | 102.16          | 124.13               | 100.00                    | 114.13 | 107.80   | 118.89                                | 124.02    | 115.84    | 123.62             | 12                   |
| 130.97    | 103.03          | 123.04               | 100.00                    | 114.13 | 107.80   | 118.95                                | 114.11    | 114.61    | 121.05             | 1. 2024              |
| 127.93    | 102.23          | 124.32               | 100.00                    | 114.13 | 107.80   | 119.15                                | 118.47    | 107.54    | 117.45             | 2                    |
| 124.73    | 105.49          | 124.20               | 100.00                    | 114.13 | 107.80   | 119.27                                | 120.84    | 119.64    | 119.49             | 3                    |
| 124.10    | 105.18          | 124.84               | 100.00                    | 112.31 | 107.80   | 119.29                                | 116.48    | 116.85    | 125.20             | 4                    |
| 126.27    | 103.56          | 126.93               | 100.00                    | 112.31 | 107.80   | 119.26                                | 119.90    | 123.20    | 122.96             | 5                    |
| 125.69    | 103.64          | 127.32               | 100.00                    | 112.31 | 107.80   | 119.47                                | 121.37    | 122.29    | 124.11             | 6                    |
| 127.48    | 103.54          | 132.26               | 100.00                    | 112.31 | 107.80   | 119.51                                | 122.91    | 115.85    | 122.58             | 7                    |
| 127.20    | 103.74          | 129.79               | 100.00                    | 113.86 | 107.80   | 119.57                                | 119.85    | 125.46    | 126.36             | 8                    |
| 125.56    | 102.92          | 129.84               | 100.00                    | 113.86 | 107.80   | 119.76                                | 120.37    | 108.59    | 123.77             | 9                    |
| 150.15    | 102.93          | 129.53               | 100.00                    | 113.86 | 107.80   | 119.79                                | 123.44    | 123.37    | 127.21             | 10                   |

### 3. 가 ( )<sup>1)</sup>

2020=100

|       |    | Other industrial products |               |                           |                      |                             |                  |                   |             |                |                 |
|-------|----|---------------------------|---------------|---------------------------|----------------------|-----------------------------|------------------|-------------------|-------------|----------------|-----------------|
|       |    | Laundry detergent         | Kitchen towel | Disposable diaper         | Sanitary pad         | Eyeglasses                  | Contact lens     | Computer supplies | Toy         | Sporting goods |                 |
| 가     | 2) | 1.7                       | 1.0           | 1.4                       | 1.0                  | 1.0                         | 1.4              | 0.7               | 2.9         | 2.1            |                 |
| 2018  |    | 101.18                    | 99.71         | 91.71                     | 99.37                | 101.37                      | 102.48           | 93.28             | 99.49       | 99.06          |                 |
| 2019  |    | 100.62                    | 102.11        | 93.44                     | 99.06                | 100.41                      | 99.94            | 96.09             | 99.38       | 92.14          |                 |
| 2020  |    | 100.00                    | 100.00        | 100.00                    | 100.00               | 100.00                      | 100.00           | 100.00            | 100.00      | 100.00         |                 |
| 2021  |    | 98.67                     | 107.13        | 103.82                    | 100.49               | 99.42                       | 97.03            | 98.51             | 99.19       | 93.39          |                 |
| 2022  |    | 111.45                    | 117.25        | 106.98                    | 109.54               | 98.45                       | 94.05            | 100.70            | 99.38       | 99.80          |                 |
| 2023  |    | 123.88                    | 133.92        | 115.57                    | 116.11               | 100.90                      | 94.35            | 110.55            | 100.74      | 95.56          |                 |
| 2023. | 10 | 132.96                    | 136.44        | 117.70                    | 117.17               | 100.69                      | 94.91            | 113.68            | 100.65      | 91.06          |                 |
|       | 11 | 127.19                    | 135.35        | 115.34                    | 114.00               | 101.10                      | 95.18            | 113.68            | 100.14      | 89.47          |                 |
|       | 12 | 131.29                    | 131.73        | 116.39                    | 112.67               | 101.18                      | 95.12            | 113.68            | 99.12       | 87.53          |                 |
| 2024. | 1  | 125.98                    | 131.47        | 120.16                    | 122.54               | 101.10                      | 95.25            | 113.68            | 100.68      | 87.10          |                 |
|       | 2  | 127.82                    | 130.03        | 119.91                    | 118.80               | 100.96                      | 94.83            | 116.86            | 98.87       | 98.34          |                 |
|       | 3  | 127.96                    | 130.11        | 120.20                    | 123.17               | 100.98                      | 95.56            | 116.75            | 100.63      | 97.94          |                 |
|       | 4  | 123.52                    | 128.26        | 120.83                    | 122.50               | 101.21                      | 97.85            | 116.75            | 101.15      | 97.22          |                 |
|       | 5  | 118.41                    | 129.46        | 121.84                    | 122.67               | 101.19                      | 98.26            | 116.48            | 100.00      | 99.26          |                 |
|       | 6  | 132.84                    | 135.29        | 111.00                    | 123.41               | 101.21                      | 98.24            | 116.48            | 101.23      | 100.87         |                 |
|       | 7  | 133.13                    | 130.00        | 111.34                    | 113.78               | 101.12                      | 98.31            | 118.23            | 100.73      | 100.19         |                 |
|       | 8  | 132.54                    | 128.85        | 114.67                    | 118.22               | 101.17                      | 98.15            | 117.55            | 100.68      | 100.31         |                 |
|       | 9  | 132.08                    | 133.44        | 113.32                    | 123.46               | 101.10                      | 97.97            | 116.27            | 98.65       | 100.49         |                 |
|       | 10 | 129.67                    | 136.04        | 113.60                    | 119.19               | 101.19                      | 98.38            | 116.41            | 100.74      | 98.50          |                 |
|       |    | Public services           |               |                           |                      |                             |                  |                   |             |                |                 |
|       |    | Wastewater charges        | Trash bags    | Septic tank cleaning fees | Outpatient treatment | Oriental medicine treatment | Dental treatment | Hospital charges  | Train fares | Subway fares   | Local bus fares |
| 가     | 2) | 3.1                       | 0.7           | 0.5                       | 20.5                 | 1.0                         | 6.1              | 10.2              | 1.7         | 2.2            | 6.8             |
| 2018  |    | 93.30                     | 98.98         | 95.36                     | 95.53                | 99.66                       | 98.19            | 98.44             | 100.00      | 100.00         | 94.94           |
| 2019  |    | 97.43                     | 99.47         | 97.37                     | 97.65                | 98.60                       | 97.16            | 98.38             | 100.00      | 100.00         | 96.14           |
| 2020  |    | 100.00                    | 100.00        | 100.00                    | 100.00               | 100.00                      | 100.00           | 100.00            | 100.00      | 100.00         | 100.00          |
| 2021  |    | 105.90                    | 102.54        | 101.90                    | 101.83               | 102.86                      | 101.11           | 101.48            | 100.00      | 100.00         | 100.62          |
| 2022  |    | 108.49                    | 103.95        | 102.86                    | 104.19               | 106.07                      | 103.39           | 103.03            | 100.00      | 100.00         | 100.27          |
| 2023  |    | 110.50                    | 104.14        | 104.68                    | 106.11               | 109.27                      | 106.02           | 104.78            | 100.00      | 102.26         | 104.35          |
| 2023. | 10 | 111.10                    | 104.14        | 104.75                    | 106.11               | 109.27                      | 106.02           | 104.78            | 100.00      | 109.05         | 111.11          |
|       | 11 | 111.10                    | 104.14        | 104.75                    | 106.11               | 109.27                      | 106.02           | 104.78            | 100.00      | 109.05         | 111.08          |
|       | 12 | 111.10                    | 104.14        | 104.75                    | 106.11               | 109.27                      | 106.02           | 104.78            | 100.00      | 109.05         | 111.08          |
| 2024. | 1  | 114.63                    | 104.49        | 107.21                    | 108.22               | 113.18                      | 109.43           | 106.75            | 100.00      | 110.88         | 112.23          |
|       | 2  | 114.97                    | 104.49        | 107.21                    | 108.22               | 113.18                      | 109.43           | 106.75            | 100.00      | 110.88         | 112.23          |
|       | 3  | 114.97                    | 104.49        | 107.21                    | 108.22               | 113.18                      | 109.43           | 106.75            | 100.00      | 110.88         | 112.23          |
|       | 4  | 114.97                    | 104.49        | 107.37                    | 108.22               | 113.18                      | 109.43           | 106.75            | 100.00      | 110.88         | 112.23          |
|       | 5  | 115.36                    | 104.49        | 107.37                    | 108.22               | 113.18                      | 109.43           | 106.75            | 100.00      | 112.23         | 112.23          |
|       | 6  | 115.76                    | 104.49        | 107.37                    | 108.22               | 113.18                      | 109.43           | 106.75            | 100.00      | 112.23         | 112.23          |
|       | 7  | 115.76                    | 105.34        | 107.76                    | 108.22               | 113.18                      | 109.43           | 106.75            | 100.00      | 112.23         | 112.23          |
|       | 8  | 115.76                    | 105.34        | 108.10                    | 108.22               | 113.18                      | 109.43           | 106.75            | 100.00      | 112.23         | 112.23          |
|       | 9  | 115.76                    | 105.34        | 108.10                    | 108.22               | 113.18                      | 109.43           | 106.75            | 100.00      | 112.23         | 112.19          |
|       | 10 | 115.79                    | 105.34        | 110.87                    | 108.22               | 113.18                      | 109.43           | 106.75            | 100.00      | 112.23         | 112.50          |

### 3. CPI by Item (Cont'd) <sup>1)</sup>

2020=100

| Other industrial products |              |          |              | Electricity and Gas and Water |                  |                    |                        | Rentals for housing      |                | Weight <sup>2)</sup> |
|---------------------------|--------------|----------|--------------|-------------------------------|------------------|--------------------|------------------------|--------------------------|----------------|----------------------|
| Pet products              | Toilet paper | 가<br>Bag | 가<br>Handbag | 가<br>Water utilities          | 가<br>Electricity | 가<br>Gas utilities | Regional heating bills | Long-term deposit rental | Monthly rental |                      |
| 3.3                       | 1.3          | 2.7      | 1.4          | 4.5                           | 16.1             | 11.5               | 1.6                    | 54.2                     | 44.9           | Weight <sup>2)</sup> |
| 98.42                     | 95.59        | 96.22    | 99.81        | 100.47                        | 99.77            | 100.07             | 97.81                  | 99.51                    | 100.30         | 2018                 |
| 97.78                     | 97.64        | 99.76    | 100.49       | 100.37                        | 100.00           | 103.59             | 99.39                  | 99.69                    | 99.88          | 2019                 |
| 100.00                    | 100.00       | 100.00   | 100.00       | 100.00                        | 100.00           | 100.00             | 100.00                 | 100.00                   | 100.00         | 2020                 |
| 101.23                    | 101.39       | 97.70    | 98.29        | 101.19                        | 99.49            | 94.64              | 98.73                  | 101.92                   | 100.73         | 2021                 |
| 106.66                    | 110.01       | 98.41    | 104.64       | 104.86                        | 112.32           | 109.55             | 110.77                 | 104.55                   | 101.68         | 2022                 |
| 115.22                    | 120.53       | 104.71   | 113.06       | 108.99                        | 138.14           | 133.34             | 140.96                 | 104.83                   | 102.43         | 2023                 |
| 115.66                    | 121.67       | 108.07   | 112.62       | 109.18                        | 143.41           | 136.13             | 148.49                 | 104.48                   | 102.65         | 10. 2023             |
| 117.02                    | 120.26       | 108.07   | 112.62       | 109.18                        | 143.41           | 136.15             | 148.49                 | 104.55                   | 102.73         | 11                   |
| 116.91                    | 120.89       | 108.07   | 112.62       | 109.84                        | 143.41           | 136.15             | 148.49                 | 104.47                   | 102.81         | 12                   |
| 116.97                    | 122.07       | 108.07   | 112.62       | 111.75                        | 143.41           | 136.17             | 148.49                 | 104.42                   | 102.87         | 1. 2024              |
| 116.84                    | 123.04       | 108.07   | 112.62       | 111.79                        | 143.41           | 136.18             | 148.49                 | 104.41                   | 102.95         | 2                    |
| 115.42                    | 120.76       | 108.07   | 112.62       | 111.79                        | 143.41           | 136.18             | 148.49                 | 104.42                   | 103.01         | 3                    |
| 116.72                    | 122.74       | 108.07   | 112.62       | 111.77                        | 143.41           | 136.18             | 148.49                 | 104.39                   | 103.12         | 4                    |
| 115.33                    | 120.60       | 108.07   | 112.62       | 112.26                        | 143.41           | 136.18             | 148.49                 | 104.43                   | 103.21         | 5                    |
| 116.17                    | 120.27       | 108.07   | 112.62       | 112.54                        | 143.41           | 136.18             | 148.49                 | 104.45                   | 103.33         | 6                    |
| 118.10                    | 121.60       | 108.07   | 112.62       | 113.05                        | 127.02           | 136.52             | 162.91                 | 104.49                   | 103.38         | 7                    |
| 116.29                    | 123.10       | 108.07   | 112.62       | 113.05                        | 127.02           | 145.47             | 162.99                 | 104.55                   | 103.49         | 8                    |
| 117.44                    | 118.85       | 108.07   | 112.62       | 112.94                        | 142.78           | 145.50             | 162.99                 | 104.61                   | 103.56         | 9                    |
| 116.01                    | 118.86       | 108.07   | 112.62       | 112.44                        | 142.78           | 145.50             | 162.99                 | 104.66                   | 103.65         | 10                   |

| Public services |                          |                            |                      |               |                 |                   |                              |                              | Weight <sup>2)</sup> |
|-----------------|--------------------------|----------------------------|----------------------|---------------|-----------------|-------------------|------------------------------|------------------------------|----------------------|
| Taxi fares      | International air travel | Landline telephone charges | Mobile phone charges | Internet fees | TV license fees | Kindergarten fees | Tuition (vocational college) | Tuition (private university) |                      |
| 3.2             | 2.9                      | 0.4                        | 29.8                 | 5.5           | 2.4             | 1.8               | 1.1                          | 8.6                          | Weight <sup>2)</sup> |
| 86.62           | 100.79                   | 99.93                      | 107.09               | 99.92         | 99.88           | 104.91            | 100.30                       | 101.85                       | 2018                 |
| 97.40           | 99.56                    | 99.93                      | 103.56               | 99.99         | 99.95           | 104.76            | 100.32                       | 101.39                       | 2019                 |
| 100.00          | 100.00                   | 100.00                     | 100.00               | 100.00        | 100.00          | 100.00            | 100.00                       | 100.00                       | 2020                 |
| 100.05          | 110.02                   | 100.12                     | 101.23               | 100.00        | 99.08           | 92.25             | 100.28                       | 99.70                        | 2021                 |
| 100.93          | 127.47                   | 100.24                     | 101.62               | 100.00        | 98.97           | 76.97             | 100.68                       | 99.26                        | 2022                 |
| 114.04          | 122.22                   | 100.24                     | 101.79               | 100.37        | 100.73          | 69.39             | 101.29                       | 99.25                        | 2023                 |
| 121.06          | 124.70                   | 100.24                     | 101.81               | 100.62        | 100.97          | 67.25             | 101.40                       | 99.27                        | 10. 2023             |
| 121.66          | 122.39                   | 100.24                     | 101.85               | 100.62        | 100.97          | 67.25             | 101.40                       | 99.27                        | 11                   |
| 121.66          | 122.88                   | 100.24                     | 101.86               | 100.62        | 100.97          | 67.25             | 101.40                       | 99.27                        | 12                   |
| 121.66          | 124.84                   | 100.24                     | 101.87               | 100.62        | 100.97          | 67.25             | 101.40                       | 99.27                        | 1. 2024              |
| 121.66          | 121.35                   | 100.24                     | 101.86               | 100.62        | 100.96          | 67.25             | 101.40                       | 99.27                        | 2                    |
| 121.66          | 117.91                   | 100.24                     | 101.86               | 100.62        | 100.93          | 64.98             | 101.70                       | 99.67                        | 3                    |
| 121.66          | 120.20                   | 100.24                     | 101.86               | 100.62        | 100.93          | 64.97             | 101.70                       | 99.67                        | 4                    |
| 121.66          | 119.62                   | 100.24                     | 101.89               | 100.62        | 100.93          | 64.97             | 101.70                       | 99.67                        | 5                    |
| 121.66          | 120.75                   | 100.24                     | 101.90               | 100.62        | 100.93          | 64.97             | 101.70                       | 99.67                        | 6                    |
| 121.68          | 124.65                   | 100.24                     | 101.89               | 100.62        | 100.93          | 64.97             | 101.70                       | 99.67                        | 7                    |
| 122.21          | 128.03                   | 100.24                     | 101.90               | 100.62        | 100.93          | 65.05             | 101.70                       | 99.67                        | 8                    |
| 122.21          | 120.76                   | 100.24                     | 101.89               | 100.62        | 100.93          | 65.05             | 101.70                       | 99.73                        | 9                    |
| 122.21          | 118.88                   | 100.24                     | 101.90               | 100.62        | 100.93          | 65.05             | 101.70                       | 99.73                        | 10                   |

### 3. 가 ( )<sup>1)</sup>

2020=100

|          | Public services      |                         |                         | Personal services                           |                             |                          |                 |  |                            |  |
|----------|----------------------|-------------------------|-------------------------|---|-----------------------------|--------------------------|-----------------|--|----------------------------|--|
|          | Childcare facilities | Real estate commissions | Administrative services | ( )<br>Pork belly (Sangyeopsal, eating out) | ( )<br>Sashimi (eating out) | ( )<br>Beer (eating out) | Cafeteria meals | Dwelling maintenance and repair services | Apartment maintenance fees |  |
| 가 2)     | 0.7                  | 0.8                     | 1.1                     | 7.2   | 10.3                        | 4.8                      | 11.9            | 5.9                                      | 21.8                       |  |
| 2018     | 107.06               | 100.00                  | 100.00                  | 96.67                                       | 100.88                      | 96.65                    | 94.66           | 92.49                                    | 90.77                      |  |
| 2019     | 102.84               | 100.00                  | 100.00                  | 98.66                                       | 100.04                      | 98.94                    | 97.51           | 97.03                                    | 95.12                      |  |
| 2020     | 100.00               | 100.00                  | 100.00                  | 100.00                                      | 100.00                      | 100.00                   | 100.00          | 100.00                                   | 100.00                     |  |
| 2021     | 99.49                | 98.07                   | 100.00                  | 102.42                                      | 105.70                      | 100.81                   | 104.09          | 104.85                                   | 105.30                     |  |
| 2022     | 99.34                | 92.28                   | 100.00                  | 111.62                                      | 116.08                      | 107.23                   | 108.51          | 110.89                                   | 110.46                     |  |
| 2023     | 96.78                | 92.28                   | 100.00                  | 117.64                                      | 123.22                      | 114.66                   | 116.01          | 115.66                                   | 116.30                     |  |
| 2023. 10 | 95.97                | 92.28                   | 100.00                  | 118.04                                      | 124.15                      | 115.47                   | 117.24          | 116.84                                   | 118.58                     |  |
| 11       | 95.97                | 92.28                   | 100.00                  | 118.06                                      | 124.45                      | 116.31                   | 117.24          | 117.10                                   | 117.41                     |  |
| 12       | 95.93                | 92.28                   | 100.00                  | 118.62                                      | 124.77                      | 117.77                   | 117.24          | 117.22                                   | 118.62                     |  |
| 2024. 1  | 95.93                | 92.28                   | 100.00                  | 119.00                                      | 125.10                      | 118.02                   | 118.10          | 117.44                                   | 118.71                     |  |
| 2        | 95.93                | 92.28                   | 100.00                  | 119.66                                      | 125.46                      | 118.42                   | 118.15          | 117.59                                   | 121.64                     |  |
| 3        | 93.39                | 92.28                   | 100.00                  | 119.73                                      | 125.72                      | 118.40                   | 120.15          | 117.82                                   | 120.34                     |  |
| 4        | 93.44                | 92.28                   | 100.00                  | 119.75                                      | 126.16                      | 118.87                   | 120.66          | 118.23                                   | 120.38                     |  |
| 5        | 93.44                | 92.28                   | 100.00                  | 119.95                                      | 126.29                      | 118.82                   | 121.11          | 118.56                                   | 120.74                     |  |
| 6        | 93.44                | 92.28                   | 100.00                  | 120.00                                      | 126.38                      | 118.09                   | 121.41          | 118.29                                   | 121.80                     |  |
| 7        | 93.44                | 92.28                   | 98.67                   | 120.07                                      | 126.25                      | 118.24                   | 121.63          | 118.52                                   | 121.00                     |  |
| 8        | 89.71                | 92.28                   | 98.67                   | 120.17                                      | 126.56                      | 118.26                   | 121.76          | 118.66                                   | 122.72                     |  |
| 9        | 88.86                | 92.28                   | 98.67                   | 120.45                                      | 127.21                      | 117.21                   | 121.93          | 118.89                                   | 122.62                     |  |
| 10       | 88.86                | 92.28                   | 98.67                   | 120.68                                      | 129.10                      | 117.35                   | 121.93          | 119.42                                   | 123.56                     |  |

|          | Personal services |                          |               |                  |                |                      |                        |                        |   |   |
|----------|-------------------|--------------------------|---------------|------------------|----------------|----------------------|------------------------|------------------------|---|---|
|          | Golf course fees  | Amusement park admission | Movie tickets | Cultural classes | Online content | Photography services | Group tours (domestic) | Group tours (overseas) | Private education expenses (elementary school students) | Private education expenses (middle school students) |
| 가 2)     | 3.0               | 2.3                      | 1.0           | 0.9              | 8.0            | 1.7                  | 2.0                    | 5.5                    | 7.6   | 13.8  |
| 2018     | 95.43             | 97.18                    | 95.00         | 95.96            | 98.75          | 95.39                | 100.87                 | 108.24                 | 97.54   | 96.31   |
| 2019     | 97.59             | 99.75                    | 97.44         | 98.52            | 99.99          | 97.89                | 99.00                  | 106.50                 | 98.53   | 98.04   |
| 2020     | 100.00            | 100.00                   | 100.00        | 100.00           | 100.00         | 100.00               | 100.00                 | 100.00                 | 100.00  | 100.00  |
| 2021     | 104.02            | 101.90                   | 116.48        | 102.45           | 100.45         | 102.27               | 105.16                 | 99.19                  | 101.32  | 101.72  |
| 2022     | 110.32            | 106.86                   | 125.32        | 105.49           | 103.13         | 107.02               | 126.29                 | 101.79                 | 103.54  | 103.42  |
| 2023     | 115.16            | 113.25                   | 128.81        | 111.33           | 105.51         | 115.18               | 124.15                 | 111.03                 | 105.74  | 106.04  |
| 2023. 10 | 116.09            | 111.93                   | 128.81        | 112.43           | 105.21         | 116.14               | 128.81                 | 117.51                 | 106.32  | 106.53  |
| 11       | 116.21            | 111.43                   | 128.81        | 112.42           | 106.59         | 116.25               | 122.82                 | 112.57                 | 106.37  | 106.52  |
| 12       | 115.84            | 111.28                   | 128.81        | 112.45           | 107.44         | 116.35               | 120.36                 | 113.02                 | 106.39  | 106.56  |
| 2024. 1  | 115.14            | 112.19                   | 128.81        | 112.74           | 107.44         | 116.67               | 110.22                 | 110.59                 | 107.06  | 107.39  |
| 2        | 115.92            | 112.35                   | 128.81        | 112.72           | 107.44         | 116.97               | 129.19                 | 111.10                 | 107.15  | 107.34  |
| 3        | 116.04            | 112.73                   | 128.81        | 113.48           | 107.44         | 117.16               | 118.02                 | 110.28                 | 107.75  | 107.81  |
| 4        | 116.51            | 113.81                   | 128.81        | 113.26           | 107.44         | 117.46               | 127.43                 | 112.86                 | 107.85  | 107.67  |
| 5        | 117.20            | 114.68                   | 128.81        | 113.51           | 107.44         | 117.84               | 131.98                 | 113.28                 | 107.99  | 107.67  |
| 6        | 118.18            | 116.90                   | 128.81        | 113.53           | 107.44         | 117.84               | 122.59                 | 112.27                 | 107.98  | 107.67  |
| 7        | 117.89            | 123.92                   | 128.81        | 113.49           | 107.44         | 118.18               | 129.45                 | 115.07                 | 108.10  | 107.84  |
| 8        | 117.73            | 124.04                   | 128.81        | 113.49           | 107.44         | 118.32               | 136.13                 | 114.89                 | 108.37  | 108.04  |
| 9        | 118.43            | 117.35                   | 128.81        | 113.67           | 107.44         | 118.43               | 122.03                 | 115.62                 | 108.47  | 108.10  |
| 10       | 118.43            | 115.89                   | 128.81        | 113.48           | 110.33         | 118.49               | 125.98                 | 111.18                 | 108.48  | 108.17  |

### 3. CPI by Item (Cont'd) <sup>1)</sup>

2020=100

| Personal services      |                       |                    |                      |                   |                   |             |                      |          |                | Weight <sup>2)</sup> |
|------------------------|-----------------------|--------------------|----------------------|-------------------|-------------------|-------------|----------------------|----------|----------------|----------------------|
| 가                      | 가                     | 가                  | 가                    | 가                 | 가                 | 가           | 가                    | 가        | 가              |                      |
| Home appliance repairs | Home appliance rental | Housekeeping costs | Home caregiver costs | Medical check-ups | Dental prostheses | Car repairs | Mobile phone repairs | Gym fees | Driving ranges |                      |
| 2.4                    | 2.5                   | 2.4                | 2.6                  | 1.2               | 6.8               | 6.3         | 0.4                  | 1.5      | 2.3            |                      |
| 93.94                  | 108.72                | 94.02              | 93.25                | 98.47             | 101.25            | 97.24       | 94.78                | 97.31    | 99.68          | 2018                 |
| 95.81                  | 109.13                | 98.04              | 97.57                | 99.34             | 99.15             | 98.97       | 96.83                | 99.03    | 99.73          | 2019                 |
| 100.00                 | 100.00                | 100.00             | 100.00               | 100.00            | 100.00            | 100.00      | 100.00               | 100.00   | 100.00         | 2020                 |
| 104.09                 | 100.90                | 101.85             | 106.43               | 100.79            | 100.72            | 102.05      | 94.42                | 99.52    | 100.77         | 2021                 |
| 106.53                 | 97.59                 | 107.50             | 114.97               | 102.02            | 101.46            | 105.97      | 94.71                | 102.24   | 102.97         | 2022                 |
| 113.48                 | 100.01                | 113.67             | 126.24               | 103.86            | 101.74            | 111.44      | 98.46                | 105.29   | 104.75         | 2023                 |
| 113.97                 | 99.91                 | 114.60             | 128.48               | 104.15            | 101.89            | 112.33      | 99.10                | 105.47   | 104.64         | 10. 2023             |
| 113.97                 | 99.91                 | 114.60             | 129.48               | 104.25            | 101.92            | 112.43      | 99.10                | 105.49   | 104.93         | 11                   |
| 113.97                 | 99.91                 | 114.67             | 130.01               | 104.33            | 101.66            | 112.76      | 99.10                | 105.80   | 105.00         | 12                   |
| 118.92                 | 99.91                 | 115.60             | 131.60               | 104.30            | 101.45            | 113.40      | 99.10                | 106.26   | 105.09         | 1. 2024              |
| 118.92                 | 99.91                 | 115.69             | 132.24               | 104.47            | 101.46            | 113.73      | 99.70                | 106.62   | 105.20         | 2                    |
| 119.55                 | 99.91                 | 116.09             | 132.63               | 104.94            | 101.52            | 113.74      | 99.70                | 106.62   | 105.23         | 3                    |
| 119.55                 | 99.91                 | 116.52             | 133.19               | 105.40            | 101.57            | 113.91      | 99.70                | 106.43   | 105.04         | 4                    |
| 119.55                 | 101.21                | 116.66             | 133.19               | 105.40            | 101.47            | 114.00      | 106.34               | 106.57   | 105.06         | 5                    |
| 119.55                 | 93.84                 | 116.66             | 133.63               | 105.54            | 101.78            | 114.04      | 106.34               | 107.04   | 105.02         | 6                    |
| 134.34                 | 93.84                 | 116.80             | 133.79               | 105.92            | 101.78            | 114.16      | 106.34               | 107.31   | 105.03         | 7                    |
| 134.34                 | 93.84                 | 116.81             | 133.85               | 105.92            | 101.91            | 114.28      | 106.34               | 107.19   | 105.02         | 8                    |
| 126.95                 | 93.84                 | 116.81             | 134.11               | 105.92            | 101.94            | 114.43      | 106.34               | 107.19   | 105.04         | 9                    |
| 126.95                 | 93.84                 | 117.24             | 134.36               | 105.92            | 102.29            | 114.48      | 106.34               | 107.44   | 105.00         | 10                   |

| Personal services                                |               |                                |              |                   |                |             |                    |                      |                  | Weight <sup>2)</sup> |
|--|---------------|--------------------------------|--------------|-------------------|----------------|-------------|--------------------|----------------------|------------------|----------------------|
| 가  | 가             | 가                              | 가            | 가                 | 가              | 가           | 가                  | 가                    | 가                |                      |
| Private education expenses(high school students) | Music classes | Worksheet-based study programs | Public baths | Korean dry saunas | Beauty parlors | Beauty care | Insurance services | Automobile insurance | Funeral expenses |                      |
| 13.8   | 3.0           | 3.5                            | 0.6          | 0.6               | 7.3            | 2.2         | 8.6                | 3.7                  | 2.6              |                      |
| 96.65  | 96.00         | 97.09                          | 94.74        | 95.71             | 96.57          | 97.47       | 89.65              | 91.70                | 98.49            | 2018                 |
| 98.44  | 97.66         | 100.00                         | 97.65        | 98.86             | 98.67          | 98.68       | 92.66              | 95.56                | 99.42            | 2019                 |
| 100.00   | 100.00        | 100.00                         | 100.00       | 100.00            | 100.00         | 100.00      | 100.00             | 100.00               | 100.00           | 2020                 |
| 101.09   | 103.39        | 99.73                          | 101.13       | 100.77            | 101.15         | 101.77      | 109.02             | 100.35               | 101.26           | 2021                 |
| 102.84   | 108.07        | 103.73                         | 109.59       | 107.29            | 105.20         | 105.72      | 124.41             | 99.39                | 104.69           | 2022                 |
| 105.23   | 111.82        | 106.02                         | 123.46       | 119.81            | 111.52         | 111.64      | 140.47             | 97.40                | 106.91           | 2023                 |
| 105.53   | 112.59        | 106.02                         | 125.87       | 122.48            | 112.49         | 113.12      | 142.10             | 97.06                | 107.41           | 10. 2023             |
| 105.62   | 112.59        | 106.02                         | 126.61       | 123.38            | 112.54         | 113.29      | 142.10             | 97.06                | 107.50           | 11                   |
| 105.72   | 112.59        | 106.02                         | 127.13       | 124.49            | 112.41         | 113.41      | 142.10             | 97.06                | 107.63           | 12                   |
| 106.08   | 113.01        | 106.02                         | 128.57       | 125.68            | 113.10         | 113.70      | 159.97             | 97.06                | 107.71           | 1. 2024              |
| 106.30   | 113.46        | 106.02                         | 129.21       | 125.97            | 113.24         | 114.10      | 159.97             | 94.54                | 107.77           | 2                    |
| 106.35   | 113.96        | 106.02                         | 129.84       | 126.50            | 113.59         | 114.30      | 159.97             | 94.54                | 107.77           | 3                    |
| 106.48   | 114.19        | 110.31                         | 130.28       | 127.05            | 113.73         | 115.04      | 163.55             | 94.54                | 108.03           | 4                    |
| 106.48   | 114.69        | 110.86                         | 130.52       | 127.19            | 114.18         | 115.21      | 163.55             | 94.54                | 108.07           | 5                    |
| 106.48   | 114.78        | 110.86                         | 130.63       | 127.53            | 114.07         | 115.62      | 163.55             | 94.54                | 108.12           | 6                    |
| 106.47   | 114.74        | 115.31                         | 130.45       | 127.59            | 114.33         | 115.73      | 163.55             | 94.45                | 108.36           | 7                    |
| 106.62   | 114.96        | 117.84                         | 130.53       | 127.72            | 114.69         | 115.94      | 163.55             | 94.45                | 108.36           | 8                    |
| 106.75   | 114.96        | 117.84                         | 131.38       | 128.29            | 115.01         | 116.38      | 163.55             | 94.45                | 108.44           | 9                    |
| 106.75   | 114.87        | 117.84                         | 131.47       | 128.48            | 115.34         | 116.40      | 163.55             | 94.45                | 108.51           | 10                   |

## 4. 가 <sup>1)</sup> CPI by Special Group

2020=100

|                           | 가          |                        |                                  |              |                      |                                       |                                       |
|---------------------------|------------|------------------------|----------------------------------|--------------|----------------------|---------------------------------------|---------------------------------------|
|                           | All items  | For living necessities | Excluding for living necessities | Food         | Excluding food       | For living necessities including rent | For living necessities including rent |
| 가 <sup>2)</sup><br>Weight | 1,000.0    | 528.4                  | 372.5                            | 199.9        | 328.5                | 99.1                                  | 627.5                                 |
| 2021                      | 102.50     | 103.21                 | 101.79                           | 104.69       | 102.28               | 101.38                                | 102.92                                |
| 2022                      | 107.72     | 109.39                 | 106.50                           | 111.88       | 107.83               | 103.26                                | 108.43                                |
| 2023                      | 111.59     | 113.70                 | 110.71                           | 118.16       | 110.98               | 103.75                                | 112.11                                |
| 2023. 10                  | 113.27     | 116.12                 | 111.87                           | 121.31       | 112.97               | 103.66                                | 114.11                                |
| 11                        | 112.68     | 115.22                 | 111.51                           | 119.86       | 112.39               | 103.74                                | 113.37                                |
| 12                        | 112.73     | 114.84                 | 112.17                           | 119.70       | 111.88               | 103.74                                | 113.06                                |
| 2024. 1                   | 113.17     | 115.58                 | 112.32                           | 120.80       | 112.41               | 103.74                                | 113.68                                |
| 2                         | 113.78     | 116.32                 | 112.91                           | 122.02       | 112.88               | 103.77                                | 114.30                                |
| 3                         | 113.95     | 116.62                 | 112.94                           | 122.47       | 113.08               | 103.80                                | 114.56                                |
| 4                         | 114.01     | 116.59                 | 113.12                           | 121.82       | 113.42               | 103.83                                | 114.53                                |
| 5                         | 114.10     | 116.53                 | 113.43                           | 121.54       | 113.49               | 103.89                                | 114.50                                |
| 6                         | 113.84     | 116.26                 | 113.10                           | 121.28       | 113.20               | 103.96                                | 114.28                                |
| 7                         | 114.13     | 116.36                 | 113.70                           | 122.13       | 112.87               | 104.01                                | 114.37                                |
| 8                         | 114.54     | 116.96                 | 113.94                           | 123.00       | 113.31               | 104.09                                | 114.88                                |
| 9                         | 114.65     | 117.45                 | 113.53                           | 124.06       | 113.47               | 104.15                                | 115.30                                |
| 10                        | 114.69     | 117.51                 | 113.57                           | 124.35       | 113.39               | 104.22                                | 115.36                                |
| All items                 |            |                        |                                  |              |                      |                                       |                                       |
| Fresh food                |            |                        |                                  |              |                      |                                       |                                       |
|                           | Fresh food | Fresh fish             | Fresh vegetables                 | Fresh fruits | Excluding fresh food |                                       |                                       |
| 가 <sup>2)</sup><br>Weight | 37.9       | 9.3                    | 14.2                             | 14.4         | 962.1                |                                       |                                       |
| 2021                      | 106.15     | 101.71                 | 104.22                           | 111.51       | 102.34               |                                       |                                       |
| 2022                      | 111.85     | 105.09                 | 110.21                           | 118.56       | 107.53               |                                       |                                       |
| 2023                      | 119.49     | 110.71                 | 115.54                           | 130.11       | 111.26               |                                       |                                       |
| 2023. 10                  | 130.74     | 110.07                 | 128.26                           | 148.47       | 112.58               |                                       |                                       |
| 11                        | 121.06     | 110.81                 | 115.28                           | 134.68       | 112.34               |                                       |                                       |
| 12                        | 123.56     | 112.07                 | 111.66                           | 144.60       | 112.29               |                                       |                                       |
| 2024. 1                   | 130.66     | 113.07                 | 123.67                           | 150.93       | 112.48               |                                       |                                       |
| 2                         | 138.57     | 113.10                 | 132.05                           | 164.09       | 112.82               |                                       |                                       |
| 3                         | 140.36     | 112.15                 | 131.95                           | 169.87       | 112.93               |                                       |                                       |
| 4                         | 135.14     | 110.36                 | 124.30                           | 164.72       | 113.19               |                                       |                                       |
| 5                         | 131.08     | 110.35                 | 113.41                           | 164.97       | 113.43               |                                       |                                       |
| 6                         | 124.04     | 109.92                 | 99.78                            | 160.12       | 113.42               |                                       |                                       |
| 7                         | 125.03     | 109.03                 | 106.06                           | 156.83       | 113.69               |                                       |                                       |
| 8                         | 131.29     | 109.20                 | 123.53                           | 155.65       | 113.87               |                                       |                                       |
| 9                         | 136.25     | 109.42                 | 146.65                           | 144.80       | 113.81               |                                       |                                       |
| 10                        | 132.79     | 110.32                 | 148.39                           | 132.65       | 113.98               |                                       |                                       |

: 1) 가 2020 ,  
가 2022  
2) 2022 가 (~2021 )  
가  
:

Note: 1) CPI base year was 2020 with the weights calculated based on year 2022.

2) The weights were based on 2022, which couldn't be applied to data for previous periods (leading up to 2021).

Source: Statistics Korea



## 5. 가 ( )<sup>1)2)</sup> CPI by Regions (By Expenditure Category)

2020=100

|          | Total item | 가                              |                               |                     |  |  |        |           |               |                        |           |                        |                                  |
|----------|------------|--------------------------------|-------------------------------|---------------------|--|--|--------|-----------|---------------|------------------------|-----------|------------------------|----------------------------------|
|          |            | Food & non-alcoholic beverages | Alcoholic beverages & tobacco | Clothing & footwear | Housing, water, electricity, gas & other fuels | Furnishings, household equipment and routine household maintenance | Health | Transport | Communication | Recreation and culture | Education | Restaurants and hotels | Miscellaneous goods and services |
| 가 3)     | 1,000.0    | 142.0                          | 15.8                          | 49.6                | 171.6  | 45.6   | 84.0   | 110.6     | 46.6          | 62.9                   | 73.9      | 144.7                  | 52.7                             |
| 2018     | 99.09      | 95.72                          | 99.06                         | 99.17               | 98.35  | 97.88  | 98.06  | 103.73    | 104.51        | 101.27                 | 101.65    | 97.29                  | 96.53                            |
| 2019     | 99.47      | 95.76                          | 99.68                         | 99.27               | 99.49  | 99.97  | 98.52  | 101.87    | 102.11        | 101.02                 | 102.18    | 99.06                  | 98.08                            |
| 2020     | 100.00     | 100.00                         | 100.00                        | 100.00              | 100.00   | 100.00   | 100.00 | 100.00    | 100.00        | 100.00                 | 100.00    | 100.00                 | 100.00                           |
| 2021     | 102.50     | 105.89                         | 100.43                        | 100.56              | 101.63   | 101.87   | 99.92  | 106.33    | 99.10         | 100.43                 | 100.87    | 102.73                 | 102.00                           |
| 2022     | 107.72     | 112.15                         | 102.62                        | 103.71              | 107.19   | 106.78   | 100.76 | 116.68    | 100.02        | 103.29                 | 102.23    | 110.53                 | 108.27                           |
| 2023     | 111.59     | 118.29                         | 103.63                        | 110.66              | 112.63   | 112.56   | 102.40 | 112.70    | 101.04        | 107.07                 | 104.23    | 117.16                 | 114.56                           |
| 2023. 10 | 113.27     | 122.85                         | 103.66                        | 112.31              | 113.67   | 113.80   | 102.63 | 117.29    | 101.21        | 107.69                 | 104.55    | 118.18                 | 115.25                           |
| 11       | 112.68     | 119.80                         | 104.81                        | 113.50              | 113.58   | 113.42   | 102.80 | 114.98    | 101.23        | 107.24                 | 104.48    | 118.38                 | 115.27                           |
| 12       | 112.73     | 120.56                         | 105.01                        | 113.57              | 113.72   | 114.01   | 102.83 | 112.89    | 101.24        | 107.35                 | 104.52    | 118.88                 | 115.58                           |
| 2024. 1  | 113.17     | 122.20                         | 104.40                        | 113.61              | 113.84   | 113.74   | 103.98 | 111.97    | 101.24        | 107.35                 | 104.96    | 119.09                 | 118.38                           |
| 2        | 113.78     | 123.96                         | 104.33                        | 113.63              | 114.22   | 113.94   | 104.06 | 113.64    | 101.24        | 108.41                 | 105.09    | 119.39                 | 118.25                           |
| 3        | 113.95     | 124.22                         | 104.43                        | 113.65              | 114.11   | 114.69   | 104.25 | 114.00    | 101.24        | 107.96                 | 105.43    | 119.78                 | 118.49                           |
| 4        | 114.01     | 122.75                         | 104.70                        | 113.59              | 114.15   | 114.70   | 104.26 | 115.02    | 101.24        | 108.45                 | 105.76    | 120.14                 | 119.14                           |
| 5        | 114.10     | 121.90                         | 104.46                        | 114.30              | 114.26   | 114.48   | 104.52 | 115.74    | 101.32        | 108.81                 | 105.90    | 120.38                 | 119.13                           |
| 6        | 113.84     | 120.68                         | 104.54                        | 114.31              | 114.43   | 114.37   | 104.25 | 114.01    | 101.32        | 108.74                 | 105.91    | 120.77                 | 119.63                           |
| 7        | 114.13     | 121.54                         | 104.71                        | 114.38              | 113.07   | 115.35   | 104.27 | 116.00    | 101.32        | 109.45                 | 106.18    | 121.32                 | 119.78                           |
| 8        | 114.54     | 122.99                         | 104.59                        | 114.44              | 113.92   | 115.35   | 104.37 | 116.17    | 101.32        | 109.35                 | 106.41    | 121.65                 | 119.23                           |
| 9        | 114.65     | 124.72                         | 104.48                        | 114.44              | 115.36   | 114.95   | 104.50 | 113.90    | 101.32        | 108.86                 | 106.51    | 121.02                 | 118.97                           |
| 10       | 114.69     | 124.53                         | 104.68                        | 114.79              | 115.51   | 115.44   | 104.44 | 112.56    | 101.32        | 108.71                 | 106.56    | 121.63                 | 120.08                           |

|           | Seoul   | 가                              |                               |                     |  |  |        |           |               |                        |           |                        |                                  |
|-----------|---------|--------------------------------|-------------------------------|---------------------|--|--|--------|-----------|---------------|------------------------|-----------|------------------------|----------------------------------|
|           |         | Food & non-alcoholic beverages | Alcoholic beverages & tobacco | Clothing & footwear | Housing, water, electricity, gas & other fuels | Furnishings, household equipment and routine household maintenance | Health | Transport | Communication | Recreation and culture | Education | Restaurants and hotels | Miscellaneous goods and services |
| Weight 3) | 1,000.0 | 125.8                          | 14.6                          | 48.6                | 232.8  | 42.4   | 77.0   | 80.6      | 42.9          | 67.0                   | 81.8      | 138.8                  | 47.7                             |
| 2018      | 98.80   | 95.88                          | 98.72                         | 98.51               | 98.22  | 97.11  | 97.84  | 102.20    | 104.52        | 101.84                 | 101.30    | 96.97                  | 96.62                            |
| 2019      | 99.38   | 95.33                          | 99.49                         | 99.08               | 99.36  | 99.79  | 98.45  | 101.52    | 102.12        | 101.38                 | 101.92    | 99.06                  | 98.16                            |
| 2020      | 100.00  | 100.00                         | 100.00                        | 100.00              | 100.00   | 100.00   | 100.00 | 100.00    | 100.00        | 100.00                 | 100.00    | 100.00                 | 100.00                           |
| 2021      | 102.10  | 105.39                         | 100.67                        | 100.66              | 101.48   | 101.75   | 99.78  | 104.64    | 99.19         | 100.42                 | 101.09    | 102.73                 | 101.64                           |
| 2022      | 106.69  | 111.50                         | 102.87                        | 103.80              | 105.62   | 106.41   | 100.59 | 112.55    | 100.08        | 103.41                 | 102.81    | 110.39                 | 108.06                           |
| 2023      | 110.88  | 118.09                         | 104.08                        | 110.64              | 109.88   | 112.55   | 102.10 | 111.89    | 101.08        | 107.40                 | 104.82    | 117.09                 | 114.64                           |
| 2023. 10  | 112.51  | 123.66                         | 104.04                        | 112.28              | 110.61   | 113.80   | 102.31 | 117.13    | 101.24        | 108.22                 | 105.05    | 118.00                 | 115.36                           |
| 11        | 111.98  | 119.94                         | 105.55                        | 113.49              | 110.54   | 113.51   | 102.43 | 115.44    | 101.27        | 107.63                 | 105.08    | 118.14                 | 115.38                           |
| 12        | 112.25  | 121.60                         | 105.46                        | 113.54              | 110.69   | 114.09   | 102.46 | 113.99    | 101.28        | 107.88                 | 105.09    | 118.73                 | 115.73                           |
| 2024. 1   | 112.60  | 122.89                         | 104.73                        | 113.66              | 110.64   | 113.96   | 103.57 | 113.18    | 101.28        | 107.74                 | 105.55    | 119.02                 | 118.27                           |
| 2         | 113.07  | 124.39                         | 104.79                        | 113.65              | 110.84   | 114.03   | 103.70 | 114.44    | 101.28        | 109.00                 | 105.76    | 119.22                 | 118.29                           |
| 3         | 113.02  | 124.46                         | 105.05                        | 113.70              | 110.17   | 114.85   | 103.94 | 114.34    | 101.28        | 108.17                 | 106.26    | 119.60                 | 118.56                           |
| 4         | 113.37  | 123.67                         | 105.29                        | 113.63              | 110.97   | 114.96   | 103.97 | 115.12    | 101.28        | 108.93                 | 106.67    | 120.18                 | 119.01                           |
| 5         | 113.42  | 122.67                         | 105.12                        | 114.29              | 110.89   | 114.81   | 104.16 | 115.78    | 101.36        | 109.29                 | 106.84    | 120.55                 | 119.15                           |
| 6         | 113.17  | 120.92                         | 105.17                        | 114.29              | 111.00   | 114.69   | 104.04 | 114.52    | 101.37        | 109.21                 | 106.86    | 120.75                 | 119.67                           |
| 7         | 113.46  | 122.31                         | 105.35                        | 114.38              | 110.18   | 115.46   | 104.09 | 116.09    | 101.36        | 110.07                 | 107.09    | 121.26                 | 119.81                           |
| 8         | 113.94  | 124.12                         | 105.17                        | 114.46              | 111.03   | 115.42   | 104.16 | 116.50    | 101.37        | 109.99                 | 107.32    | 121.51                 | 119.24                           |
| 9         | 113.92  | 124.98                         | 104.91                        | 114.46              | 111.88   | 115.06   | 104.38 | 114.43    | 101.36        | 109.44                 | 107.61    | 120.55                 | 118.97                           |
| 10        | 114.04  | 124.29                         | 105.33                        | 114.81              | 112.24   | 115.85   | 104.32 | 113.30    | 101.37        | 109.16                 | 107.80    | 121.25                 | 120.11                           |

: 1) (2020 ) 가  
 가 가  
 2) 가 2020 ,가 2022  
 3) 2022 가 (~2021 )  
 가  
 :

Note: 1) The CPIs for individual areas cannot be used to compare prices among areas.  
 2) CPI base year was 2020 with the weights calculated based on year 2022.  
 3) The weights were based on 2022, which couldn't be applied to data for previous periods (leading up to 2021).  
 Source: Statistics Korea.

5. 가 ( ) 1)2)  
( )

2020=100

|          | Busan   | Food & non-alcoholic beverages | Alcoholic beverages & tobacco | Clothing & footwear | Housing, water, electricity, gas & other fuels | 가 가<br>Furnishings, household equipment and routine household maintenance | Health | Transport | Communication | Recreation and culture | Education | Restaurants and hotels | Miscellaneous goods and services |
|----------|---------|--------------------------------|-------------------------------|---------------------|--|---|--------|-----------|---------------|------------------------|-----------|------------------------|----------------------------------|
| 가 3)     | 1,000.0 | 150.8                          | 16.7                          | 49.9                | 145.3  | 50.9  | 99.8   | 100.3     | 43.9          | 62.4                   | 68.2      | 154.3                  | 57.5                             |
| 2018     | 99.34   | 96.72                          | 99.94                         | 99.41               | 98.36  | 97.98   | 98.26  | 104.09    | 104.52        | 101.24                 | 102.28    | 97.65                  | 96.96                            |
| 2019     | 99.82   | 96.99                          | 100.18                        | 99.31               | 99.66  | 100.02  | 98.60  | 102.11    | 102.12        | 101.09                 | 103.66    | 99.47                  | 98.27                            |
| 2020     | 100.00  | 100.00                         | 100.00                        | 100.00              | 100.00   | 100.00  | 100.00 | 100.00    | 100.00        | 100.00                 | 100.00    | 100.00                 | 100.00                           |
| 2021     | 102.46  | 105.91                         | 100.70                        | 100.57              | 100.97   | 102.04  | 99.75  | 106.01    | 99.18         | 100.52                 | 101.86    | 103.01                 | 101.73                           |
| 2022     | 107.35  | 111.75                         | 103.21                        | 103.68              | 105.56   | 107.08  | 100.53 | 115.84    | 100.07        | 103.53                 | 102.26    | 110.88                 | 107.96                           |
| 2023     | 111.33  | 117.46                         | 104.05                        | 110.57              | 110.71   | 112.99  | 102.11 | 112.52    | 101.10        | 107.34                 | 104.45    | 118.05                 | 113.91                           |
| 2023. 10 | 113.12  | 121.49                         | 104.10                        | 112.24              | 111.96   | 114.30  | 102.31 | 118.55    | 101.27        | 108.10                 | 105.36    | 118.94                 | 114.41                           |
| 11       | 112.57  | 119.26                         | 104.92                        | 113.41              | 111.56   | 114.18  | 102.42 | 116.27    | 101.29        | 107.56                 | 105.37    | 118.94                 | 114.26                           |
| 12       | 112.67  | 120.19                         | 105.36                        | 113.51              | 111.71   | 114.59  | 102.59 | 114.29    | 101.30        | 107.75                 | 105.37    | 119.30                 | 114.63                           |
| 2024. 1  | 113.11  | 121.71                         | 104.90                        | 113.50              | 111.83   | 114.33  | 103.76 | 113.05    | 101.31        | 107.82                 | 105.75    | 119.50                 | 117.27                           |
| 2        | 113.84  | 124.19                         | 105.05                        | 113.62              | 112.74   | 114.37  | 103.65 | 114.60    | 101.31        | 108.70                 | 105.74    | 119.83                 | 116.91                           |
| 3        | 113.98  | 124.28                         | 105.10                        | 113.67              | 112.94   | 115.00  | 103.78 | 115.14    | 101.31        | 108.30                 | 105.74    | 119.90                 | 117.23                           |
| 4        | 113.92  | 122.79                         | 105.35                        | 113.61              | 112.42   | 115.24  | 103.89 | 116.10    | 101.31        | 108.77                 | 106.16    | 120.01                 | 117.81                           |
| 5        | 113.87  | 120.88                         | 105.08                        | 114.27              | 112.49   | 114.97  | 104.20 | 117.24    | 101.38        | 108.97                 | 106.23    | 120.03                 | 118.43                           |
| 6        | 113.71  | 120.40                         | 105.05                        | 114.28              | 112.91   | 114.62  | 103.92 | 115.51    | 101.39        | 108.86                 | 106.25    | 120.40                 | 118.76                           |
| 7        | 113.97  | 120.87                         | 105.18                        | 114.36              | 111.27   | 115.51  | 104.00 | 117.74    | 101.38        | 109.64                 | 106.45    | 121.03                 | 118.95                           |
| 8        | 114.39  | 122.14                         | 105.16                        | 114.40              | 112.25   | 115.60  | 104.06 | 117.85    | 101.39        | 109.34                 | 107.60    | 121.42                 | 117.86                           |
| 9        | 114.67  | 124.15                         | 105.07                        | 114.39              | 114.15   | 115.52  | 104.31 | 115.61    | 101.38        | 108.99                 | 107.72    | 121.00                 | 117.43                           |
| 10       | 114.76  | 124.48                         | 105.19                        | 114.76              | 113.96   | 115.63  | 104.35 | 114.22    | 101.39        | 108.75                 | 107.91    | 121.52                 | 118.89                           |

|          | Incheon | Food & non-alcoholic beverages | Alcoholic beverages & tobacco | Clothing & footwear | Housing, water, electricity, gas & other fuels | 가 가<br>Furnishings, household equipment and routine household maintenance | Health | Transport | Communication | Recreation and culture | Education | Restaurants and hotels | Miscellaneous goods and services |
|----------|---------|--------------------------------|-------------------------------|---------------------|--|---|--------|-----------|---------------|------------------------|-----------|------------------------|----------------------------------|
| 가 3)     | 1,000.0 | 145.4                          | 18.8                          | 48.6                | 160.1  | 45.6  | 81.9   | 108.9     | 53.7          | 59.1                   | 70.9      | 157.1                  | 49.9                             |
| 2018     | 98.96   | 95.68                          | 99.35                         | 99.93               | 97.72  | 97.42   | 97.72  | 103.71    | 104.45        | 100.95                 | 101.38    | 97.01                  | 96.07                            |
| 2019     | 99.22   | 95.91                          | 100.06                        | 99.38               | 99.07  | 99.70   | 98.35  | 101.69    | 102.08        | 100.68                 | 100.85    | 98.60                  | 98.07                            |
| 2020     | 100.00  | 100.00                         | 100.00                        | 100.00              | 100.00   | 100.00  | 100.00 | 100.00    | 100.00        | 100.00                 | 100.00    | 100.00                 | 100.00                           |
| 2021     | 102.62  | 106.26                         | 100.65                        | 100.48              | 101.56   | 102.12  | 100.23 | 106.60    | 98.95         | 100.04                 | 101.32    | 102.36                 | 102.15                           |
| 2022     | 107.96  | 112.93                         | 102.57                        | 103.59              | 107.50   | 107.40  | 101.18 | 116.65    | 99.91         | 102.52                 | 101.12    | 110.65                 | 108.70                           |
| 2023     | 111.92  | 119.08                         | 103.48                        | 110.23              | 114.09   | 113.40  | 103.02 | 112.09    | 100.96        | 106.37                 | 102.70    | 116.83                 | 115.68                           |
| 2023. 10 | 113.79  | 123.48                         | 103.62                        | 111.84              | 115.53   | 114.96  | 103.23 | 117.67    | 101.13        | 107.03                 | 103.31    | 117.83                 | 116.49                           |
| 11       | 113.12  | 120.50                         | 104.98                        | 113.06              | 115.33   | 114.08  | 103.41 | 115.05    | 101.16        | 106.45                 | 103.43    | 117.90                 | 116.41                           |
| 12       | 113.27  | 121.28                         | 104.87                        | 113.10              | 115.83   | 114.94  | 103.31 | 113.02    | 101.16        | 106.53                 | 103.80    | 118.45                 | 116.63                           |
| 2024. 1  | 113.76  | 123.86                         | 103.85                        | 113.10              | 116.06   | 114.42  | 104.43 | 111.94    | 101.17        | 106.59                 | 103.97    | 118.61                 | 119.10                           |
| 2        | 114.44  | 126.40                         | 103.94                        | 113.09              | 116.17   | 114.99  | 104.46 | 113.73    | 101.17        | 107.64                 | 103.53    | 119.00                 | 119.14                           |
| 3        | 114.79  | 127.67                         | 104.13                        | 113.10              | 116.15   | 115.63  | 104.61 | 114.06    | 101.17        | 107.21                 | 103.87    | 119.36                 | 120.03                           |
| 4        | 114.56  | 125.26                         | 104.49                        | 113.03              | 115.41   | 115.43  | 104.62 | 115.13    | 101.17        | 107.71                 | 104.10    | 119.62                 | 120.71                           |
| 5        | 114.78  | 124.57                         | 104.01                        | 113.79              | 116.21   | 115.43  | 104.78 | 115.76    | 101.25        | 108.30                 | 104.24    | 119.84                 | 120.48                           |
| 6        | 114.48  | 123.90                         | 104.24                        | 113.79              | 116.13   | 115.40  | 104.35 | 113.56    | 101.25        | 107.72                 | 104.29    | 120.20                 | 121.23                           |
| 7        | 114.71  | 123.96                         | 104.27                        | 113.86              | 114.77   | 116.64  | 104.37 | 116.23    | 101.25        | 108.56                 | 104.30    | 120.57                 | 121.40                           |
| 8        | 115.17  | 125.48                         | 104.21                        | 113.92              | 115.61   | 116.68  | 104.47 | 116.61    | 101.25        | 108.58                 | 104.43    | 121.05                 | 120.77                           |
| 9        | 115.19  | 126.25                         | 104.17                        | 114.00              | 117.56   | 115.92  | 104.63 | 113.87    | 101.25        | 107.98                 | 104.63    | 120.58                 | 120.58                           |
| 10       | 115.18  | 125.98                         | 104.44                        | 114.31              | 117.36   | 116.75  | 104.52 | 112.43    | 101.25        | 107.85                 | 104.72    | 121.22                 | 121.81                           |

### 5. CPI by Regions (Cont'd) <sup>1)2)</sup> (By Expenditure Category)

2020=100

| Daegu   | Food & non-alcoholic beverages | Alcoholic beverages & tobacco | Clothing & footwear | Housing, water, electricity, gas & other fuels | 가<br>가<br>Furnishings, household equipment and routine household maintenance | Health | Transport | Communi-<br>cation | Recreation<br>and culture | Education | Restaurants<br>and hotels | Miscellane-<br>ous goods<br>and services | Weight <sup>3)</sup> |  |  |
|---------|--------------------------------|-------------------------------|---------------------|--|--|--------|-----------|--------------------|---------------------------|-----------|---------------------------|--|----------------------|--|--|
| 1,000.0 | 152.0                          | 16.8                          | 50.7                | 150.5  | 49.7   | 84.8   | 117.5     | 47.2               | 60.9                      | 69.3      | 149.1                     | 51.5                                     | Weight <sup>3)</sup> |  |  |
| 99.05   | 96.81                          | 99.40                         | 98.28               | 97.81  | 97.77  | 97.84  | 106.50    | 104.41             | 101.16                    | 101.61    | 95.87                     | 96.43                                    | 2018                 |  |  |
| 99.71   | 96.81                          | 99.74                         | 99.02               | 99.35  | 99.95  | 98.32  | 103.70    | 102.06             | 101.04                    | 102.48    | 98.99                     | 98.04                                    | 2019                 |  |  |
| 100.00  | 100.00                         | 100.00                        | 100.00              | 100.00   | 100.00   | 100.00 | 100.00    | 100.00             | 100.00                    | 100.00    | 100.00                    | 100.00                                   | 2020                 |  |  |
| 102.64  | 106.01                         | 99.93                         | 100.49              | 101.18   | 101.90   | 100.10 | 107.26    | 98.99              | 100.86                    | 101.70    | 102.58                    | 102.20                                   | 2021                 |  |  |
| 108.02  | 112.48                         | 101.84                        | 103.64              | 106.17   | 107.34   | 100.91 | 118.56    | 99.94              | 103.70                    | 104.45    | 110.45                    | 108.37                                   | 2022                 |  |  |
| 111.79  | 118.70                         | 102.96                        | 110.71              | 111.83   | 112.57   | 102.40 | 113.69    | 100.94             | 107.62                    | 106.17    | 117.06                    | 114.88                                   | 2023                 |  |  |
| 113.38  | 123.38                         | 103.07                        | 112.48              | 112.48   | 113.78   | 102.76 | 117.37    | 101.10             | 107.92                    | 106.03    | 118.19                    | 115.69                                   | 10. 2023             |  |  |
| 112.74  | 120.53                         | 103.81                        | 113.70              | 112.04   | 113.38   | 102.90 | 114.99    | 101.12             | 107.80                    | 106.10    | 118.40                    | 115.87                                   | 11                   |  |  |
| 112.56  | 120.08                         | 103.74                        | 113.74              | 112.40   | 113.58   | 102.82 | 112.71    | 101.13             | 107.61                    | 106.10    | 118.83                    | 116.11                                   | 12                   |  |  |
| 113.14  | 121.68                         | 103.78                        | 113.76              | 112.48   | 113.09   | 103.99 | 113.25    | 101.13             | 107.77                    | 106.36    | 118.99                    | 118.93                                   | 1. 2024              |  |  |
| 113.95  | 124.78                         | 103.93                        | 113.74              | 112.62   | 113.59   | 104.11 | 115.31    | 101.13             | 108.76                    | 106.45    | 119.24                    | 118.42                                   | 2                    |  |  |
| 114.08  | 124.41                         | 103.94                        | 113.76              | 112.62   | 114.01   | 104.50 | 115.82    | 101.13             | 108.54                    | 106.78    | 119.44                    | 119.12                                   | 3                    |  |  |
| 113.87  | 121.79                         | 104.27                        | 113.73              | 112.40   | 114.03   | 104.33 | 116.94    | 101.13             | 108.47                    | 107.10    | 119.75                    | 119.84                                   | 4                    |  |  |
| 114.00  | 121.12                         | 103.94                        | 114.42              | 112.40   | 113.98   | 104.99 | 117.46    | 101.21             | 108.83                    | 107.16    | 120.12                    | 119.83                                   | 5                    |  |  |
| 113.86  | 120.67                         | 104.01                        | 114.42              | 112.51   | 113.99   | 104.70 | 115.71    | 101.21             | 109.11                    | 107.22    | 120.50                    | 120.53                                   | 6                    |  |  |
| 114.12  | 120.98                         | 104.27                        | 114.46              | 111.26   | 114.71   | 104.66 | 117.80    | 101.21             | 109.70                    | 107.44    | 121.06                    | 120.62                                   | 7                    |  |  |
| 114.54  | 122.97                         | 104.22                        | 114.54              | 112.08   | 114.58   | 104.81 | 117.76    | 101.21             | 109.43                    | 107.68    | 121.33                    | 120.05                                   | 8                    |  |  |
| 114.73  | 124.85                         | 104.09                        | 114.56              | 113.63   | 113.96   | 105.06 | 115.48    | 101.21             | 109.03                    | 107.71    | 121.00                    | 119.88                                   | 9                    |  |  |
| 114.73  | 124.74                         | 104.22                        | 114.89              | 113.51   | 114.87   | 104.91 | 114.10    | 101.21             | 109.18                    | 107.60    | 121.43                    | 121.10                                   | 10                   |  |  |

| Gwangju | Food & non-alcoholic beverages | Alcoholic beverages & tobacco | Clothing & footwear | Housing, water, electricity, gas & other fuels | 가<br>가<br>Furnishings, household equipment and routine household maintenance | Health | Transport | Communi-<br>cation | Recreation<br>and culture | Education | Restaurants<br>and hotels | Miscellane-<br>ous goods<br>and services | Weight <sup>3)</sup> |  |  |
|---------|--------------------------------|-------------------------------|---------------------|--|--|--------|-----------|--------------------|---------------------------|-----------|---------------------------|--|----------------------|--|--|
| 1,000.0 | 143.9                          | 16.1                          | 56.1                | 131.7  | 51.2   | 86.0   | 123.4     | 46.9               | 61.6                      | 82.9      | 135.9                     | 64.3                                     | Weight <sup>3)</sup> |  |  |
| 99.35   | 95.73                          | 99.90                         | 98.16               | 97.70  | 98.34  | 98.21  | 104.74    | 104.54             | 100.55                    | 103.69    | 97.35                     | 96.93                                    | 2018                 |  |  |
| 99.56   | 95.87                          | 100.11                        | 98.82               | 99.26  | 100.19   | 98.47  | 102.46    | 102.14             | 100.62                    | 103.77    | 98.47                     | 98.26                                    | 2019                 |  |  |
| 100.00  | 100.00                         | 100.00                        | 100.00              | 100.00   | 100.00   | 100.00 | 100.00    | 100.00             | 100.00                    | 100.00    | 100.00                    | 100.00                                   | 2020                 |  |  |
| 102.57  | 106.33                         | 100.05                        | 100.51              | 100.91   | 101.98   | 99.91  | 106.18    | 98.88              | 100.44                    | 101.38    | 103.16                    | 101.77                                   | 2021                 |  |  |
| 107.79  | 112.98                         | 103.10                        | 103.36              | 105.99   | 106.92   | 100.79 | 116.58    | 99.86              | 103.37                    | 103.44    | 110.37                    | 107.60                                   | 2022                 |  |  |
| 111.76  | 119.24                         | 104.49                        | 110.34              | 113.08   | 112.35   | 102.61 | 112.06    | 100.91             | 106.99                    | 105.77    | 117.23                    | 113.95                                   | 2023                 |  |  |
| 113.47  | 123.61                         | 104.52                        | 112.03              | 114.33   | 113.56   | 102.97 | 116.45    | 101.07             | 107.47                    | 106.00    | 118.26                    | 114.83                                   | 10. 2023             |  |  |
| 112.95  | 120.94                         | 105.08                        | 113.19              | 114.24   | 113.20   | 103.16 | 114.14    | 101.10             | 107.24                    | 105.76    | 118.66                    | 115.03                                   | 11                   |  |  |
| 112.92  | 121.58                         | 105.72                        | 113.24              | 114.29   | 114.13   | 103.16 | 111.91    | 101.11             | 107.53                    | 105.76    | 118.92                    | 115.48                                   | 12                   |  |  |
| 113.47  | 123.42                         | 104.87                        | 113.22              | 114.42   | 113.51   | 104.36 | 110.75    | 101.11             | 107.65                    | 107.04    | 119.14                    | 118.55                                   | 1. 2024              |  |  |
| 114.11  | 124.81                         | 105.02                        | 113.35              | 114.64   | 113.68   | 104.79 | 112.25    | 101.11             | 108.81                    | 107.17    | 119.89                    | 118.60                                   | 2                    |  |  |
| 114.37  | 124.85                         | 104.76                        | 113.37              | 115.00   | 114.20   | 105.05 | 112.85    | 101.11             | 107.70                    | 108.40    | 120.17                    | 118.77                                   | 3                    |  |  |
| 114.62  | 124.25                         | 105.11                        | 113.34              | 115.14   | 114.26   | 105.10 | 113.97    | 101.11             | 107.92                    | 109.27    | 120.56                    | 119.39                                   | 4                    |  |  |
| 114.79  | 123.57                         | 105.08                        | 114.01              | 115.08   | 114.21   | 105.30 | 115.05    | 101.18             | 108.49                    | 109.49    | 120.81                    | 119.37                                   | 5                    |  |  |
| 114.38  | 121.56                         | 105.03                        | 114.02              | 115.50   | 113.99   | 104.97 | 113.33    | 101.19             | 108.43                    | 109.49    | 121.05                    | 119.71                                   | 6                    |  |  |
| 114.61  | 121.65                         | 105.59                        | 114.09              | 113.77   | 115.01   | 104.95 | 115.03    | 101.18             | 109.16                    | 109.71    | 121.84                    | 119.96                                   | 7                    |  |  |
| 114.95  | 122.70                         | 105.59                        | 114.15              | 114.76   | 115.04   | 105.25 | 115.24    | 101.19             | 108.97                    | 109.86    | 122.13                    | 119.41                                   | 8                    |  |  |
| 114.81  | 123.87                         | 105.47                        | 114.15              | 116.04   | 114.60   | 105.25 | 112.93    | 101.18             | 108.52                    | 108.97    | 121.59                    | 119.34                                   | 9                    |  |  |
| 114.93  | 124.59                         | 105.53                        | 114.50              | 116.17   | 115.18   | 105.40 | 111.30    | 101.19             | 108.35                    | 108.97    | 122.10                    | 120.37                                   | 10                   |  |  |

5. 가 ( )<sup>1)2)</sup>  
( )

2020=100

|          | Daejeon | Food & non-alcoholic beverages | Alcoholic beverages & tobacco | Clothing & footwear | Housing, water, electricity, gas & other fuels | Furnishings, household equipment and routine household maintenance | Health | Transport | Communication | Recreation and culture | Education | Restaurants and hotels | Miscellaneous goods and services |
|----------|---------|--------------------------------|-------------------------------|---------------------|--|--|--------|-----------|---------------|------------------------|-----------|------------------------|----------------------------------|
| 가 3)     | 1,000.0 | 136.8                          | 15.2                          | 54.4                | 156.5  | 42.8   | 75.2   | 117.5     | 43.9          | 65.1                   | 83.9      | 146.8                  | 61.9                             |
| 2018     | 99.41   | 94.86                          | 98.70                         | 99.95               | 98.10  | 98.44  | 98.51  | 104.58    | 104.63        | 101.24                 | 101.99    | 98.86                  | 96.80                            |
| 2019     | 99.62   | 95.66                          | 99.01                         | 99.48               | 99.19  | 100.03   | 99.04  | 102.37    | 102.20        | 101.04                 | 102.99    | 99.21                  | 97.93                            |
| 2020     | 100.00  | 100.00                         | 100.00                        | 100.00              | 100.00   | 100.00   | 100.00 | 100.00    | 100.00        | 100.00                 | 100.00    | 100.00                 | 100.00                           |
| 2021     | 102.50  | 106.24                         | 100.18                        | 100.56              | 101.49   | 101.99   | 99.57  | 106.82    | 99.69         | 100.38                 | 100.34    | 102.66                 | 102.15                           |
| 2022     | 107.52  | 112.22                         | 102.86                        | 104.07              | 106.26   | 107.14   | 100.04 | 117.22    | 100.45        | 103.36                 | 101.92    | 110.63                 | 107.92                           |
| 2023     | 111.24  | 118.68                         | 103.95                        | 111.09              | 112.11   | 112.87   | 101.53 | 113.50    | 101.30        | 107.32                 | 102.17    | 117.15                 | 113.02                           |
| 2023. 10 | 112.86  | 123.27                         | 103.97                        | 112.68              | 112.87   | 114.19   | 101.82 | 117.32    | 101.44        | 108.34                 | 102.36    | 118.46                 | 113.63                           |
| 11       | 112.15  | 119.33                         | 104.68                        | 113.81              | 112.91   | 113.92   | 102.13 | 115.15    | 101.46        | 107.50                 | 102.37    | 118.36                 | 113.74                           |
| 12       | 112.34  | 121.27                         | 105.58                        | 113.86              | 113.03   | 114.49   | 102.27 | 113.05    | 101.47        | 107.58                 | 102.37    | 118.91                 | 113.98                           |
| 2024. 1  | 112.91  | 122.50                         | 105.05                        | 113.86              | 113.12   | 114.21   | 103.21 | 113.83    | 101.48        | 107.21                 | 102.88    | 119.21                 | 117.08                           |
| 2        | 113.40  | 122.84                         | 104.62                        | 113.86              | 113.98   | 114.23   | 103.27 | 115.87    | 101.48        | 108.38                 | 103.15    | 119.01                 | 117.26                           |
| 3        | 113.67  | 124.06                         | 104.18                        | 113.86              | 113.94   | 115.17   | 103.43 | 115.91    | 101.48        | 108.13                 | 103.20    | 119.46                 | 117.53                           |
| 4        | 113.84  | 123.08                         | 104.58                        | 113.79              | 114.09   | 115.28   | 103.27 | 116.98    | 101.48        | 109.04                 | 103.39    | 119.71                 | 118.31                           |
| 5        | 113.70  | 121.17                         | 104.40                        | 114.44              | 113.87   | 114.54   | 103.73 | 117.56    | 101.55        | 109.57                 | 103.59    | 119.68                 | 118.11                           |
| 6        | 113.54  | 120.30                         | 104.43                        | 114.52              | 114.17   | 114.84   | 103.40 | 116.03    | 101.56        | 109.18                 | 103.47    | 120.30                 | 118.61                           |
| 7        | 113.82  | 120.74                         | 104.80                        | 114.57              | 112.92   | 115.75   | 103.48 | 117.89    | 101.55        | 109.83                 | 103.69    | 120.93                 | 118.86                           |
| 8        | 114.09  | 121.26                         | 104.57                        | 114.63              | 113.88   | 115.48   | 103.74 | 117.74    | 101.56        | 109.87                 | 103.80    | 121.33                 | 118.53                           |
| 9        | 114.35  | 124.68                         | 104.61                        | 114.69              | 115.14   | 115.65   | 103.72 | 115.72    | 101.55        | 109.16                 | 103.95    | 120.45                 | 118.33                           |
| 10       | 114.38  | 124.37                         | 104.49                        | 115.02              | 115.24   | 115.53   | 103.64 | 114.67    | 101.56        | 109.00                 | 103.95    | 121.26                 | 119.26                           |

|          | Sejong  | Food & non-alcoholic beverages | Alcoholic beverages & tobacco | Clothing & footwear | Housing, water, electricity, gas & other fuels | Furnishings, household equipment and routine household maintenance | Health | Transport | Communication | Recreation and culture | Education | Restaurants and hotels | Miscellaneous goods and services |
|----------|---------|--------------------------------|-------------------------------|---------------------|--|--|--------|-----------|---------------|------------------------|-----------|------------------------|----------------------------------|
| 가 3)     | 1,000.0 | 133.3                          | 14.1                          | 51.6                | 174.6  | 41.0   | 75.9   | 129.3     | 40.4          | 62.6                   | 84.6      | 138.4                  | 54.2                             |
| 2018     | 99.23   | 96.53                          | 99.36                         | 100.08              | 96.39  | 98.37  | 98.38  | 104.43    | 104.61        | 101.13                 | 103.80    | 96.63                  | 96.74                            |
| 2019     | 99.57   | 96.71                          | 99.54                         | 99.39               | 98.22  | 100.06   | 98.82  | 101.80    | 102.18        | 101.01                 | 104.27    | 98.47                  | 98.60                            |
| 2020     | 100.00  | 100.00                         | 100.00                        | 100.00              | 100.00   | 100.00   | 100.00 | 100.00    | 100.00        | 100.00                 | 100.00    | 100.00                 | 100.00                           |
| 2021     | 102.71  | 104.50                         | 100.28                        | 100.65              | 104.50   | 101.63   | 99.48  | 106.61    | 99.45         | 100.41                 | 100.48    | 102.17                 | 102.20                           |
| 2022     | 108.23  | 110.67                         | 103.61                        | 104.05              | 112.70   | 105.88   | 100.22 | 116.68    | 100.26        | 103.24                 | 101.52    | 109.54                 | 107.91                           |
| 2023     | 111.46  | 116.60                         | 104.70                        | 111.26              | 117.02   | 111.49   | 101.61 | 112.45    | 101.14        | 106.60                 | 103.49    | 114.88                 | 113.90                           |
| 2023. 10 | 112.89  | 121.03                         | 104.58                        | 112.85              | 117.85   | 113.13   | 101.93 | 116.21    | 101.29        | 107.34                 | 102.13    | 115.78                 | 114.41                           |
| 11       | 112.27  | 117.89                         | 105.61                        | 114.15              | 117.96   | 111.96   | 102.18 | 114.13    | 101.32        | 106.84                 | 102.13    | 115.65                 | 114.46                           |
| 12       | 112.32  | 118.82                         | 106.43                        | 114.89              | 117.97   | 113.45   | 102.09 | 111.92    | 101.32        | 106.78                 | 102.13    | 116.27                 | 114.76                           |
| 2024. 1  | 112.79  | 120.66                         | 106.17                        | 114.89              | 118.83   | 112.48   | 103.22 | 111.25    | 101.33        | 106.56                 | 102.14    | 116.06                 | 117.49                           |
| 2        | 113.50  | 122.03                         | 106.16                        | 114.89              | 120.05   | 112.74   | 103.39 | 112.92    | 101.33        | 107.57                 | 102.18    | 116.47                 | 117.25                           |
| 3        | 113.63  | 123.02                         | 106.35                        | 114.89              | 119.35   | 113.53   | 103.48 | 113.04    | 101.33        | 107.08                 | 102.79    | 116.56                 | 117.62                           |
| 4        | 114.02  | 121.83                         | 106.71                        | 114.83              | 119.10   | 113.51   | 103.44 | 113.91    | 101.33        | 107.62                 | 107.11    | 116.78                 | 118.23                           |
| 5        | 114.15  | 120.48                         | 106.15                        | 115.52              | 119.64   | 113.57   | 104.02 | 114.55    | 101.41        | 108.06                 | 107.17    | 116.91                 | 118.30                           |
| 6        | 113.94  | 120.13                         | 106.43                        | 115.52              | 119.55   | 113.53   | 103.64 | 113.08    | 101.42        | 108.21                 | 107.03    | 117.17                 | 118.75                           |
| 7        | 114.15  | 120.13                         | 106.46                        | 115.58              | 118.58   | 114.18   | 103.64 | 114.45    | 101.41        | 108.88                 | 106.93    | 118.16                 | 118.72                           |
| 8        | 114.52  | 121.44                         | 106.48                        | 115.65              | 118.94   | 114.57   | 103.55 | 115.07    | 101.42        | 108.66                 | 107.06    | 118.77                 | 118.22                           |
| 9        | 114.65  | 123.81                         | 106.05                        | 115.65              | 120.23   | 113.93   | 103.63 | 113.26    | 101.41        | 108.30                 | 107.09    | 117.93                 | 118.07                           |
| 10       | 114.58  | 123.08                         | 106.10                        | 115.96              | 120.20   | 114.51   | 103.61 | 111.79    | 101.42        | 108.05                 | 107.09    | 118.82                 | 119.02                           |

### 5. CPI by Regions (Cont'd) <sup>1)2)</sup> (By Expenditure Category)

2020=100

| Ulsan   | Food & non-alcoholic beverages | Alcoholic beverages & tobacco | Clothing & footwear | Housing, water, electricity, gas & other fuels | 가<br>가<br>Furnishings, household equipment and routine household maintenance | Health | Transport | Communi-<br>cation | Recreation<br>and culture | Education | Restaurants<br>and hotels | Miscellane-<br>ous goods<br>and services |                      |
|---------|--------------------------------|-------------------------------|---------------------|--|--|--------|-----------|--------------------|---------------------------|-----------|---------------------------|--|----------------------|
| 1,000.0 | 151.7                          | 17.0                          | 50.4                | 125.1  | 46.2   | 90.7   | 125.9     | 45.6               | 62.2                      | 69.5      | 157.7                     | 58.0                                     | Weight <sup>3)</sup> |
| 100.03  | 96.07                          | 99.39                         | 100.00              | 100.78   | 97.95  | 98.31  | 103.98    | 104.40             | 101.21                    | 103.49    | 98.58                     | 97.28                                    | 2018                 |
| 99.71   | 95.36                          | 99.76                         | 99.63               | 100.18   | 99.73  | 98.70  | 101.85    | 102.04             | 101.03                    | 103.59    | 99.13                     | 98.64                                    | 2019                 |
| 100.00  | 100.00                         | 100.00                        | 100.00              | 100.00   | 100.00   | 100.00 | 100.00    | 100.00             | 100.00                    | 100.00    | 100.00                    | 100.00                                   | 2020                 |
| 102.49  | 106.17                         | 100.22                        | 100.64              | 101.30   | 101.88   | 100.10 | 104.98    | 98.92              | 100.27                    | 99.99     | 102.91                    | 102.40                                   | 2021                 |
| 107.57  | 112.10                         | 102.94                        | 104.01              | 107.06   | 106.43   | 100.81 | 113.58    | 99.89              | 103.66                    | 101.64    | 110.18                    | 108.04                                   | 2022                 |
| 111.43  | 117.81                         | 104.04                        | 110.80              | 113.97   | 111.88   | 102.58 | 110.27    | 100.91             | 107.58                    | 103.04    | 116.46                    | 114.61                                   | 2023                 |
| 113.39  | 123.71                         | 104.09                        | 112.34              | 115.18   | 113.02   | 102.86 | 114.67    | 101.07             | 108.07                    | 103.22    | 117.57                    | 115.24                                   | 10. 2023             |
| 112.44  | 118.90                         | 104.68                        | 113.48              | 114.96   | 112.83   | 102.95 | 112.40    | 101.10             | 107.71                    | 103.23    | 117.60                    | 115.28                                   | 11                   |
| 112.57  | 120.47                         | 105.04                        | 113.60              | 115.19   | 113.45   | 102.96 | 110.20    | 101.10             | 107.66                    | 103.25    | 118.21                    | 115.35                                   | 12                   |
| 112.98  | 121.83                         | 104.67                        | 113.67              | 115.16   | 112.70   | 104.42 | 109.35    | 101.11             | 107.75                    | 103.48    | 118.34                    | 118.25                                   | 1. 2024              |
| 113.75  | 124.48                         | 104.52                        | 113.67              | 115.16   | 113.14   | 104.56 | 111.06    | 101.11             | 109.13                    | 103.59    | 118.71                    | 118.10                                   | 2                    |
| 113.87  | 124.26                         | 105.07                        | 113.66              | 115.41   | 113.85   | 104.73 | 111.46    | 101.11             | 108.59                    | 103.88    | 119.07                    | 117.68                                   | 3                    |
| 113.95  | 123.34                         | 105.24                        | 113.47              | 115.17   | 113.88   | 104.69 | 112.30    | 101.11             | 109.05                    | 104.15    | 119.49                    | 118.24                                   | 4                    |
| 113.81  | 121.18                         | 105.06                        | 114.34              | 115.60   | 113.33   | 104.91 | 112.70    | 101.18             | 109.15                    | 104.23    | 119.60                    | 118.34                                   | 5                    |
| 113.51  | 119.86                         | 105.09                        | 114.33              | 115.87   | 113.19   | 104.62 | 111.28    | 101.19             | 109.37                    | 104.23    | 119.84                    | 118.60                                   | 6                    |
| 113.91  | 121.23                         | 105.16                        | 114.44              | 113.91   | 114.46   | 104.81 | 112.95    | 101.18             | 110.16                    | 104.46    | 120.31                    | 118.89                                   | 7                    |
| 114.25  | 122.24                         | 105.33                        | 114.49              | 115.28   | 114.51   | 104.93 | 113.02    | 101.19             | 110.01                    | 104.59    | 120.53                    | 118.30                                   | 8                    |
| 114.41  | 124.68                         | 104.99                        | 114.54              | 116.83   | 113.83   | 105.01 | 111.05    | 101.18             | 109.36                    | 104.67    | 119.97                    | 118.20                                   | 9                    |
| 114.49  | 124.55                         | 105.37                        | 114.82              | 117.15   | 114.30   | 105.09 | 109.68    | 101.19             | 109.26                    | 104.71    | 120.76                    | 119.08                                   | 10                   |

| Gyeonggi | Food & non-alcoholic beverages | Alcoholic beverages & tobacco | Clothing & footwear | Housing, water, electricity, gas & other fuels | 가<br>가<br>Furnishings, household equipment and routine household maintenance | Health | Transport | Communi-<br>cation | Recreation<br>and culture | Education | Restaurants<br>and hotels | Miscellane-<br>ous goods<br>and services |                      |
|----------|--------------------------------|-------------------------------|---------------------|--|--|--------|-----------|--------------------|---------------------------|-----------|---------------------------|--|----------------------|
| 1,000.0  | 134.5                          | 14.1                          | 49.9                | 179.2  | 43.3   | 76.7   | 114.0     | 46.7               | 65.0                      | 83.2      | 143.0                     | 50.4                                     | Weight <sup>3)</sup> |
| 98.99    | 95.52                          | 98.76                         | 99.36               | 98.38  | 98.04  | 97.98  | 103.13    | 104.46             | 101.43                    | 100.93    | 97.52                     | 96.17                                    | 2018                 |
| 99.40    | 95.71                          | 99.59                         | 99.26               | 99.38  | 100.00   | 98.43  | 101.28    | 102.09             | 101.09                    | 101.76    | 99.30                     | 97.91                                    | 2019                 |
| 100.00   | 100.00                         | 100.00                        | 100.00              | 100.00   | 100.00   | 100.00 | 100.00    | 100.00             | 100.00                    | 100.00    | 100.00                    | 100.00                                   | 2020                 |
| 102.57   | 106.33                         | 100.55                        | 100.52              | 101.92   | 101.70   | 99.89  | 106.24    | 99.16              | 100.39                    | 100.82    | 102.75                    | 102.23                                   | 2021                 |
| 107.72   | 112.76                         | 102.72                        | 103.61              | 107.15   | 106.42   | 100.66 | 116.42    | 100.06             | 103.15                    | 102.42    | 110.76                    | 108.66                                   | 2022                 |
| 111.55   | 118.49                         | 103.73                        | 110.62              | 112.51   | 112.41   | 102.42 | 112.01    | 101.14             | 106.99                    | 104.67    | 117.77                    | 114.99                                   | 2023                 |
| 113.11   | 122.57                         | 103.68                        | 112.29              | 113.52   | 113.61   | 102.70 | 116.10    | 101.31             | 107.58                    | 105.05    | 118.79                    | 115.75                                   | 10. 2023             |
| 112.58   | 119.86                         | 105.16                        | 113.50              | 113.49   | 113.12   | 102.86 | 113.59    | 101.34             | 107.09                    | 105.07    | 119.13                    | 115.73                                   | 11                   |
| 112.57   | 120.12                         | 105.45                        | 113.55              | 113.66   | 113.69   | 102.88 | 111.63    | 101.34             | 107.13                    | 105.11    | 119.64                    | 115.99                                   | 12                   |
| 113.05   | 122.11                         | 104.69                        | 113.59              | 114.08   | 113.53   | 104.07 | 110.54    | 101.35             | 107.12                    | 105.75    | 119.69                    | 118.74                                   | 1. 2024              |
| 113.64   | 123.40                         | 104.59                        | 113.62              | 114.56   | 113.71   | 104.10 | 112.22    | 101.35             | 108.19                    | 105.96    | 120.10                    | 118.70                                   | 2                    |
| 113.90   | 123.82                         | 104.63                        | 113.62              | 114.66   | 114.61   | 104.28 | 112.61    | 101.35             | 107.87                    | 106.19    | 120.64                    | 118.94                                   | 3                    |
| 113.89   | 122.26                         | 105.01                        | 113.58              | 114.39   | 114.49   | 104.32 | 113.62    | 101.35             | 108.32                    | 106.33    | 121.08                    | 119.59                                   | 4                    |
| 114.01   | 121.39                         | 104.55                        | 114.33              | 114.54   | 114.25   | 104.59 | 114.40    | 101.42             | 108.80                    | 106.47    | 121.34                    | 119.46                                   | 5                    |
| 113.76   | 120.22                         | 104.66                        | 114.33              | 114.75   | 114.12   | 104.31 | 112.55    | 101.43             | 108.68                    | 106.48    | 121.82                    | 120.00                                   | 6                    |
| 114.16   | 121.42                         | 104.90                        | 114.38              | 113.64   | 115.26   | 104.24 | 114.74    | 101.42             | 109.38                    | 106.84    | 122.39                    | 120.09                                   | 7                    |
| 114.51   | 122.66                         | 104.75                        | 114.44              | 114.44   | 115.27   | 104.37 | 114.83    | 101.43             | 109.32                    | 106.99    | 122.59                    | 119.64                                   | 8                    |
| 114.65   | 124.75                         | 104.68                        | 114.38              | 115.89   | 114.82   | 104.49 | 112.41    | 101.42             | 108.86                    | 107.07    | 122.01                    | 119.38                                   | 9                    |
| 114.68   | 124.61                         | 104.91                        | 114.80              | 116.08   | 115.33   | 104.40 | 111.11    | 101.43             | 108.63                    | 107.07    | 122.54                    | 120.52                                   | 10                   |

5. 가 ( )<sup>1)2)</sup>  
( )

2020=100

|          | Gangwon | Food & non-alcoholic beverages | Alcoholic beverages & tobacco | Clothing & footwear | Housing, water, electricity, gas & other fuels | 가 가<br>Furnishings, household equipment and routine household maintenance | Health | Transport | Communication | Recreation and culture | Education | Restaurants and hotels | Miscellaneous goods and services |
|----------|---------|--------------------------------|-------------------------------|---------------------|--|---|--------|-----------|---------------|------------------------|-----------|------------------------|----------------------------------|
| 가 3)     | 1,000.0 | 156.3                          | 20.0                          | 47.4                | 149.1  | 49.6  | 93.3   | 128.2     | 50.4          | 66.4                   | 46.4      | 141.9                  | 51.0                             |
| 2018     | 98.56   | 94.78                          | 98.89                         | 98.94               | 97.96  | 98.24   | 98.34  | 102.58    | 104.52        | 100.63                 | 102.15    | 96.10                  | 95.93                            |
| 2019     | 99.38   | 95.56                          | 99.74                         | 99.88               | 99.83  | 99.64   | 98.68  | 101.70    | 102.12        | 100.73                 | 102.85    | 98.74                  | 97.53                            |
| 2020     | 100.00  | 100.00                         | 100.00                        | 100.00              | 100.00   | 100.00  | 100.00 | 100.00    | 100.00        | 100.00                 | 100.00    | 100.00                 | 100.00                           |
| 2021     | 102.80  | 106.43                         | 100.19                        | 100.52              | 102.33   | 102.08  | 99.89  | 107.90    | 98.96         | 100.41                 | 99.72     | 102.31                 | 102.82                           |
| 2022     | 108.98  | 113.45                         | 102.15                        | 103.67              | 111.27   | 107.49  | 100.79 | 121.16    | 99.92         | 103.21                 | 101.20    | 110.25                 | 109.28                           |
| 2023     | 112.99  | 119.49                         | 103.00                        | 110.69              | 117.87   | 113.14  | 102.49 | 117.28    | 101.00        | 107.22                 | 103.36    | 117.20                 | 115.88                           |
| 2023. 10 | 114.71  | 123.27                         | 103.15                        | 112.30              | 119.17   | 114.22  | 102.79 | 122.13    | 101.17        | 107.85                 | 103.36    | 118.30                 | 116.49                           |
| 11       | 114.25  | 121.17                         | 103.75                        | 113.51              | 119.47   | 113.91  | 102.92 | 119.82    | 101.19        | 107.35                 | 103.40    | 118.55                 | 116.51                           |
| 12       | 114.12  | 121.22                         | 103.63                        | 113.61              | 119.39   | 114.72  | 102.99 | 117.08    | 101.20        | 107.51                 | 103.59    | 119.30                 | 116.64                           |
| 2024. 1  | 114.51  | 122.85                         | 103.32                        | 113.61              | 119.61   | 114.23  | 104.17 | 116.02    | 101.21        | 107.33                 | 103.84    | 119.23                 | 119.77                           |
| 2        | 115.17  | 124.51                         | 103.33                        | 113.62              | 120.18   | 114.56  | 104.31 | 117.74    | 101.20        | 108.37                 | 104.32    | 119.34                 | 119.66                           |
| 3        | 115.53  | 125.27                         | 103.26                        | 113.64              | 120.34   | 115.13  | 104.23 | 118.15    | 101.20        | 108.06                 | 104.18    | 120.53                 | 120.06                           |
| 4        | 115.63  | 124.05                         | 103.73                        | 113.57              | 120.54   | 115.39  | 104.41 | 119.26    | 101.20        | 108.66                 | 104.74    | 120.34                 | 120.86                           |
| 5        | 115.67  | 123.33                         | 103.53                        | 114.31              | 120.60   | 115.15  | 104.54 | 120.03    | 101.27        | 108.75                 | 104.81    | 120.51                 | 120.49                           |
| 6        | 115.19  | 121.02                         | 103.54                        | 114.37              | 120.68   | 115.14  | 104.21 | 118.22    | 101.28        | 108.74                 | 104.83    | 121.01                 | 120.95                           |
| 7        | 115.48  | 122.34                         | 103.86                        | 114.45              | 118.32   | 116.03  | 104.47 | 119.88    | 101.27        | 109.52                 | 105.04    | 121.60                 | 121.14                           |
| 8        | 116.02  | 124.09                         | 103.68                        | 114.53              | 119.35   | 115.93  | 104.58 | 120.46    | 101.28        | 109.36                 | 105.15    | 122.14                 | 120.82                           |
| 9        | 116.19  | 125.83                         | 103.49                        | 114.53              | 121.58   | 115.54  | 104.61 | 118.21    | 101.27        | 108.85                 | 104.77    | 121.70                 | 120.41                           |
| 10       | 116.14  | 125.38                         | 103.69                        | 114.83              | 121.72   | 115.87  | 104.52 | 116.80    | 101.28        | 108.68                 | 104.84    | 122.47                 | 121.25                           |

|          | Chungnam | Food & non-alcoholic beverages | Alcoholic beverages & tobacco | Clothing & footwear | Housing, water, electricity, gas & other fuels | 가 가<br>Furnishings, household equipment and routine household maintenance | Health | Transport | Communication | Recreation and culture | Education | Restaurants and hotels | Miscellaneous goods and services |
|----------|----------|--------------------------------|-------------------------------|---------------------|--|---|--------|-----------|---------------|------------------------|-----------|------------------------|----------------------------------|
| 가 3)     | 1,000.0  | 149.9                          | 17.0                          | 45.7                | 139.5  | 45.3  | 96.1   | 135.3     | 45.2          | 65.7                   | 62.7      | 146.6                  | 51.0                             |
| 2018     | 99.44    | 94.81                          | 98.92                         | 99.52               | 98.20  | 97.46   | 98.13  | 104.14    | 104.49        | 101.20                 | 104.90    | 97.65                  | 97.14                            |
| 2019     | 99.34    | 95.20                          | 99.62                         | 99.55               | 99.54  | 99.68   | 98.69  | 101.78    | 102.10        | 100.65                 | 101.30    | 99.14                  | 98.13                            |
| 2020     | 100.00   | 100.00                         | 100.00                        | 100.00              | 100.00   | 100.00  | 100.00 | 100.00    | 100.00        | 100.00                 | 100.00    | 100.00                 | 100.00                           |
| 2021     | 102.77   | 105.79                         | 100.33                        | 100.54              | 102.23   | 101.67  | 99.59  | 107.32    | 99.15         | 100.50                 | 99.68     | 102.50                 | 102.16                           |
| 2022     | 108.74   | 112.66                         | 102.71                        | 103.65              | 110.66   | 106.77  | 100.39 | 119.02    | 100.05        | 103.44                 | 100.06    | 109.87                 | 107.52                           |
| 2023     | 112.35   | 118.58                         | 103.73                        | 110.71              | 117.76   | 112.34  | 101.96 | 113.92    | 100.89        | 106.78                 | 102.80    | 116.23                 | 112.30                           |
| 2023. 10 | 114.20   | 123.27                         | 104.04                        | 112.30              | 119.04   | 113.55  | 102.20 | 118.53    | 101.03        | 107.17                 | 103.69    | 117.16                 | 113.03                           |
| 11       | 113.33   | 119.92                         | 105.05                        | 113.47              | 119.12   | 113.14  | 102.52 | 116.12    | 101.06        | 106.76                 | 100.99    | 117.26                 | 113.06                           |
| 12       | 113.26   | 120.40                         | 105.31                        | 113.53              | 119.14   | 113.90  | 102.65 | 113.66    | 101.07        | 107.07                 | 101.04    | 117.74                 | 113.50                           |
| 2024. 1  | 113.71   | 122.06                         | 104.35                        | 113.55              | 119.21   | 113.35  | 103.59 | 112.61    | 101.07        | 107.28                 | 101.08    | 118.46                 | 116.39                           |
| 2        | 114.30   | 123.96                         | 104.28                        | 113.54              | 119.25   | 113.45  | 103.76 | 114.28    | 101.07        | 108.26                 | 101.13    | 118.63                 | 116.02                           |
| 3        | 114.39   | 123.39                         | 104.65                        | 113.55              | 119.37   | 114.43  | 104.11 | 114.66    | 101.07        | 107.84                 | 101.46    | 118.84                 | 116.20                           |
| 4        | 114.36   | 121.64                         | 104.75                        | 113.49              | 119.09   | 114.51  | 103.96 | 115.92    | 101.07        | 108.00                 | 101.76    | 119.07                 | 117.05                           |
| 5        | 114.52   | 121.74                         | 104.67                        | 114.31              | 119.41   | 114.15  | 103.85 | 116.43    | 101.15        | 108.29                 | 101.81    | 119.16                 | 116.89                           |
| 6        | 114.12   | 119.88                         | 104.93                        | 114.33              | 119.27   | 113.97  | 103.71 | 114.80    | 101.16        | 108.49                 | 101.86    | 119.58                 | 117.40                           |
| 7        | 114.41   | 120.86                         | 105.25                        | 114.34              | 117.15   | 114.82  | 103.65 | 116.38    | 101.15        | 109.05                 | 102.16    | 120.45                 | 117.70                           |
| 8        | 114.95   | 123.09                         | 104.77                        | 114.40              | 118.10   | 114.94  | 103.64 | 116.58    | 101.16        | 109.22                 | 102.19    | 121.02                 | 117.23                           |
| 9        | 115.00   | 124.10                         | 104.71                        | 114.41              | 120.12   | 114.76  | 103.71 | 114.79    | 101.15        | 108.71                 | 102.21    | 120.39                 | 116.77                           |
| 10       | 114.98   | 123.95                         | 104.82                        | 114.78              | 119.99   | 115.03  | 103.70 | 113.18    | 101.16        | 108.88                 | 102.23    | 121.20                 | 117.73                           |

### 5. CPI by Regions (Cont'd) <sup>1)2)</sup> (By Expenditure Category)

2020=100

|          |                                |                               |                     |  |   |        |           |                |                        |           |                        |                                  |                      | 2020=100 |
|----------|--------------------------------|-------------------------------|---------------------|--|---|--------|-----------|----------------|------------------------|-----------|------------------------|----------------------------------|----------------------|----------|
|          |                                |                               |                     |  |   |        |           |                |                        |           |                        |                                  |                      |          |
|          | Food & non-alcoholic beverages | Alcoholic beverages & tobacco | Clothing & footwear | Housing, water, electricity, gas & other fuels | 가 가<br>Furnishings, household equipment and routine household maintenance | Health | Transport | Communi-cation | Recreation and culture | Education | Restaurants and hotels | Miscellaneous goods and services |                      |          |
| Chungbuk |                                |                               |                     |  |   |        |           |                |                        |           |                        |                                  |                      |          |
| 1,000.0  | 143.8                          | 17.1                          | 48.6                | 159.7  | 47.8  | 87.7   | 124.5     | 49.7           | 54.0                   | 60.8      | 150.1                  | 56.2                             | Weight <sup>3)</sup> |          |
| 99.12    | 95.65                          | 98.93                         | 98.49               | 97.88  | 98.44   | 98.44  | 103.80    | 104.60         | 100.92                 | 101.32    | 98.35                  | 95.79                            | 2018                 |          |
| 99.49    | 96.06                          | 99.74                         | 99.11               | 99.51  | 100.45  | 98.71  | 101.82    | 102.18         | 100.83                 | 102.00    | 98.90                  | 98.06                            | 2019                 |          |
| 100.00   | 100.00                         | 100.00                        | 100.00              | 100.00   | 100.00  | 100.00 | 100.00    | 100.00         | 100.00                 | 100.00    | 100.00                 | 100.00                           | 2020                 |          |
| 102.69   | 105.91                         | 100.23                        | 100.53              | 102.14   | 102.20  | 100.22 | 106.07    | 99.38          | 100.31                 | 100.99    | 102.50                 | 102.03                           | 2021                 |          |
| 108.52   | 112.28                         | 101.98                        | 103.68              | 109.78   | 108.25  | 101.29 | 116.86    | 100.22         | 102.81                 | 102.72    | 109.97                 | 108.16                           | 2022                 |          |
| 112.39   | 118.15                         | 102.77                        | 110.59              | 116.50   | 113.70  | 102.90 | 112.23    | 101.13         | 106.44                 | 106.49    | 116.06                 | 114.35                           | 2023                 |          |
| 114.11   | 122.29                         | 102.90                        | 112.26              | 117.87   | 114.70  | 103.07 | 116.89    | 101.28         | 106.83                 | 107.04    | 117.05                 | 114.90                           | 10. 2023             |          |
| 113.47   | 119.14                         | 104.16                        | 113.45              | 117.54   | 114.31  | 103.30 | 114.54    | 101.31         | 106.59                 | 107.05    | 117.22                 | 115.14                           | 11                   |          |
| 113.34   | 119.85                         | 104.45                        | 113.67              | 117.43   | 114.70  | 103.27 | 111.96    | 101.32         | 106.62                 | 107.05    | 117.51                 | 115.41                           | 12                   |          |
| 113.76   | 121.21                         | 103.56                        | 113.73              | 117.25   | 114.61  | 104.63 | 110.83    | 101.32         | 106.91                 | 107.45    | 117.76                 | 118.95                           | 1. 2024              |          |
| 114.49   | 123.40                         | 103.16                        | 113.73              | 118.00   | 114.72  | 104.58 | 112.44    | 101.32         | 107.87                 | 107.48    | 118.37                 | 118.54                           | 2                    |          |
| 114.67   | 123.55                         | 103.64                        | 113.69              | 117.80   | 115.64  | 105.09 | 113.01    | 101.32         | 107.76                 | 107.61    | 118.46                 | 118.95                           | 3                    |          |
| 114.71   | 121.77                         | 103.81                        | 113.66              | 118.01   | 115.69  | 105.26 | 114.07    | 101.32         | 108.11                 | 107.99    | 118.54                 | 119.65                           | 4                    |          |
| 114.86   | 121.55                         | 103.77                        | 114.31              | 118.18   | 115.22  | 105.36 | 114.70    | 101.41         | 108.41                 | 108.07    | 118.93                 | 119.30                           | 5                    |          |
| 114.62   | 120.61                         | 103.88                        | 114.31              | 118.37   | 115.64  | 105.00 | 112.80    | 101.41         | 108.57                 | 108.07    | 119.23                 | 120.01                           | 6                    |          |
| 114.64   | 120.46                         | 103.85                        | 114.37              | 116.47   | 116.52  | 105.03 | 114.51    | 101.41         | 109.02                 | 108.29    | 119.57                 | 120.10                           | 7                    |          |
| 115.21   | 123.30                         | 103.74                        | 114.42              | 117.19   | 116.36  | 105.17 | 114.52    | 101.41         | 108.77                 | 108.42    | 120.14                 | 119.55                           | 8                    |          |
| 115.41   | 125.76                         | 103.52                        | 114.43              | 118.77   | 116.08  | 105.19 | 112.56    | 101.41         | 108.38                 | 108.46    | 119.38                 | 119.36                           | 9                    |          |
| 115.22   | 124.24                         | 103.72                        | 114.78              | 119.03   | 116.34  | 105.00 | 111.18    | 101.41         | 108.43                 | 108.46    | 119.78                 | 120.40                           | 10                   |          |
|          |                                |                               |                     |  |   |        |           |                |                        |           |                        |                                  |                      |          |
|          | Food & non-alcoholic beverages | Alcoholic beverages & tobacco | Clothing & footwear | Housing, water, electricity, gas & other fuels | 가 가<br>Furnishings, household equipment and routine household maintenance | Health | Transport | Communi-cation | Recreation and culture | Education | Restaurants and hotels | Miscellaneous goods and services |                      |          |
| Jeonbuk  |                                |                               |                     |  |   |        |           |                |                        |           |                        |                                  |                      |          |
| 1,000.0  | 159.6                          | 13.3                          | 50.6                | 146.5  | 52.4  | 104.8  | 132.9     | 49.1           | 47.7                   | 58.8      | 134.7                  | 49.6                             | Weight <sup>3)</sup> |          |
| 99.16    | 94.70                          | 99.01                         | 100.36              | 98.08  | 98.84   | 97.99  | 106.08    | 104.58         | 100.76                 | 102.09    | 96.55                  | 96.53                            | 2018                 |          |
| 99.47    | 95.17                          | 99.87                         | 99.40               | 99.75  | 100.43  | 98.42  | 103.10    | 102.16         | 100.64                 | 102.56    | 98.80                  | 98.22                            | 2019                 |          |
| 100.00   | 100.00                         | 100.00                        | 100.00              | 100.00   | 100.00  | 100.00 | 100.00    | 100.00         | 100.00                 | 100.00    | 100.00                 | 100.00                           | 2020                 |          |
| 102.59   | 105.66                         | 99.99                         | 100.56              | 101.20   | 101.80  | 99.94  | 106.78    | 98.76          | 100.47                 | 100.78    | 102.66                 | 102.06                           | 2021                 |          |
| 108.06   | 111.27                         | 101.56                        | 103.84              | 108.59   | 106.47  | 100.76 | 117.38    | 99.78          | 104.00                 | 101.90    | 110.25                 | 108.01                           | 2022                 |          |
| 111.62   | 118.41                         | 102.07                        | 110.78              | 114.95   | 111.69  | 102.43 | 112.42    | 100.70         | 107.42                 | 102.77    | 116.16                 | 113.03                           | 2023                 |          |
| 113.33   | 122.61                         | 102.10                        | 112.46              | 116.08   | 112.83  | 102.60 | 116.82    | 100.85         | 107.80                 | 103.09    | 117.03                 | 113.37                           | 10. 2023             |          |
| 112.72   | 119.69                         | 103.44                        | 113.63              | 116.25   | 112.60  | 102.80 | 114.28    | 100.87         | 107.53                 | 103.12    | 117.39                 | 113.47                           | 11                   |          |
| 112.81   | 121.52                         | 103.30                        | 113.67              | 116.19   | 113.24  | 102.92 | 111.97    | 100.88         | 107.71                 | 103.12    | 117.62                 | 113.67                           | 12                   |          |
| 113.20   | 122.59                         | 102.57                        | 113.75              | 116.08   | 112.63  | 103.94 | 111.22    | 100.88         | 107.87                 | 103.25    | 118.23                 | 116.85                           | 1. 2024              |          |
| 113.82   | 124.44                         | 102.44                        | 113.75              | 116.26   | 112.89  | 104.06 | 113.03    | 100.88         | 108.54                 | 103.38    | 118.46                 | 116.60                           | 2                    |          |
| 114.06   | 124.46                         | 102.61                        | 113.80              | 116.56   | 113.51  | 104.24 | 113.41    | 100.88         | 108.32                 | 103.89    | 119.11                 | 116.43                           | 3                    |          |
| 114.10   | 122.78                         | 102.94                        | 113.76              | 116.58   | 113.66  | 104.17 | 114.55    | 100.88         | 108.73                 | 104.23    | 119.56                 | 117.27                           | 4                    |          |
| 114.16   | 121.99                         | 102.89                        | 114.44              | 116.57   | 113.37  | 104.64 | 115.06    | 100.97         | 109.10                 | 104.41    | 119.81                 | 117.07                           | 5                    |          |
| 113.87   | 120.95                         | 102.80                        | 114.47              | 116.72   | 113.60  | 104.33 | 113.37    | 100.98         | 109.14                 | 104.41    | 120.20                 | 117.52                           | 6                    |          |
| 114.11   | 121.96                         | 102.78                        | 114.53              | 114.53   | 114.19  | 104.17 | 115.29    | 100.97         | 109.55                 | 104.65    | 120.89                 | 117.96                           | 7                    |          |
| 114.43   | 122.98                         | 102.78                        | 114.58              | 115.37   | 114.08  | 104.20 | 115.20    | 100.98         | 109.31                 | 104.79    | 121.32                 | 117.92                           | 8                    |          |
| 114.71   | 124.95                         | 102.65                        | 114.65              | 117.53   | 113.82  | 104.23 | 113.05    | 100.97         | 109.16                 | 104.86    | 121.01                 | 117.40                           | 9                    |          |
| 114.80   | 125.41                         | 102.91                        | 115.00              | 117.65   | 113.89  | 104.11 | 111.81    | 100.98         | 109.14                 | 104.92    | 121.71                 | 118.28                           | 10                   |          |

5. 가 ( )<sup>1)2)</sup>  
( )

2020=100

|          | Jeonnam | Food & non-alcoholic beverages | Alcoholic beverages & tobacco | Clothing & footwear | Housing, water, electricity, gas & other fuels | Furnishings, household equipment and routine household maintenance | Health | Transport | Communication | Recreation and culture | Education | Restaurants and hotels | Miscellaneous goods and services |
|----------|---------|--------------------------------|-------------------------------|---------------------|--|--|--------|-----------|---------------|------------------------|-----------|------------------------|----------------------------------|
| 가 3)     | 1,000.0 | 179.7                          | 18.3                          | 53.4                | 131.4  | 45.2   | 95.0   | 126.6     | 50.9          | 56.1                   | 51.0      | 135.1                  | 57.3                             |
| 2018     | 98.97   | 94.13                          | 99.45                         | 99.93               | 98.43  | 97.84  | 98.32  | 104.36    | 104.58        | 101.29                 | 104.35    | 96.32                  | 96.76                            |
| 2019     | 99.30   | 95.06                          | 99.85                         | 99.91               | 100.02   | 99.70  | 98.74  | 102.02    | 102.16        | 101.01                 | 103.57    | 98.38                  | 98.01                            |
| 2020     | 100.00  | 100.00                         | 100.00                        | 100.00              | 100.00   | 100.00   | 100.00 | 100.00    | 100.00        | 100.00                 | 100.00    | 100.00                 | 100.00                           |
| 2021     | 102.62  | 105.06                         | 100.07                        | 100.67              | 101.89   | 101.73   | 99.85  | 107.46    | 98.85         | 100.73                 | 100.45    | 102.65                 | 101.89                           |
| 2022     | 108.43  | 110.82                         | 102.36                        | 104.07              | 110.83   | 106.15   | 100.63 | 119.22    | 99.85         | 103.77                 | 101.68    | 110.56                 | 108.29                           |
| 2023     | 112.21  | 117.70                         | 103.50                        | 111.09              | 117.80   | 111.29   | 102.21 | 113.05    | 100.84        | 108.14                 | 104.77    | 116.04                 | 114.64                           |
| 2023. 10 | 114.19  | 122.65                         | 103.62                        | 112.81              | 119.24   | 112.66   | 102.36 | 117.48    | 100.99        | 108.60                 | 105.24    | 117.18                 | 115.23                           |
| 11       | 113.50  | 119.17                         | 104.42                        | 113.95              | 119.37   | 111.96   | 102.62 | 115.52    | 101.02        | 108.68                 | 105.32    | 117.48                 | 115.26                           |
| 12       | 113.38  | 119.65                         | 104.76                        | 114.00              | 119.56   | 112.63   | 102.63 | 112.77    | 101.03        | 108.65                 | 105.40    | 117.69                 | 115.55                           |
| 2024. 1  | 113.98  | 122.04                         | 104.43                        | 114.02              | 119.45   | 112.24   | 103.78 | 111.55    | 101.03        | 108.86                 | 105.64    | 117.88                 | 118.92                           |
| 2        | 114.60  | 124.05                         | 104.52                        | 114.03              | 119.49   | 112.55   | 103.87 | 112.85    | 101.03        | 109.46                 | 105.54    | 118.31                 | 118.80                           |
| 3        | 114.92  | 124.87                         | 104.59                        | 114.07              | 119.92   | 112.85   | 103.88 | 113.64    | 101.03        | 109.19                 | 105.66    | 118.37                 | 118.98                           |
| 4        | 115.01  | 123.69                         | 104.80                        | 114.07              | 119.64   | 113.07   | 104.03 | 114.81    | 101.03        | 109.74                 | 105.95    | 118.84                 | 120.12                           |
| 5        | 115.08  | 122.63                         | 104.17                        | 114.77              | 119.68   | 112.98   | 104.21 | 115.82    | 101.12        | 109.72                 | 106.11    | 119.48                 | 120.07                           |
| 6        | 114.68  | 121.00                         | 104.22                        | 114.78              | 119.86   | 112.84   | 103.87 | 114.06    | 101.12        | 110.07                 | 106.10    | 119.85                 | 120.60                           |
| 7        | 114.92  | 121.82                         | 104.44                        | 114.85              | 117.36   | 114.00   | 103.91 | 116.00    | 101.12        | 110.58                 | 106.32    | 120.42                 | 120.75                           |
| 8        | 115.34  | 123.06                         | 104.25                        | 114.90              | 118.34   | 114.09   | 104.04 | 116.18    | 101.12        | 110.41                 | 106.45    | 120.98                 | 120.27                           |
| 9        | 115.63  | 125.52                         | 104.19                        | 114.90              | 120.44   | 113.54   | 104.25 | 113.78    | 101.12        | 110.17                 | 106.53    | 120.29                 | 119.82                           |
| 10       | 115.64  | 125.20                         | 104.38                        | 115.24              | 120.48   | 113.79   | 104.23 | 112.51    | 101.12        | 110.26                 | 106.69    | 120.87                 | 121.24                           |

|          | Gyeongnam | Food & non-alcoholic beverages | Alcoholic beverages & tobacco | Clothing & footwear | Housing, water, electricity, gas & other fuels | Furnishings, household equipment and routine household maintenance | Health | Transport | Communication | Recreation and culture | Education | Restaurants and hotels | Miscellaneous goods and services |
|----------|-----------|--------------------------------|-------------------------------|---------------------|--|--|--------|-----------|---------------|------------------------|-----------|------------------------|----------------------------------|
| 가 3)     | 1,000.0   | 156.6                          | 17.5                          | 48.2                | 129.6  | 47.8   | 95.1   | 121.4     | 48.7          | 59.7                   | 64.7      | 152.4                  | 58.3                             |
| 2018     | 99.30     | 95.45                          | 99.21                         | 99.82               | 99.79  | 97.90  | 98.54  | 104.09    | 104.40        | 100.43                 | 102.31    | 98.14                  | 96.08                            |
| 2019     | 99.39     | 95.74                          | 99.50                         | 99.46               | 100.41   | 100.01   | 98.68  | 101.67    | 102.04        | 100.52                 | 102.59    | 98.76                  | 97.69                            |
| 2020     | 100.00    | 100.00                         | 100.00                        | 100.00              | 100.00   | 100.00   | 100.00 | 100.00    | 100.00        | 100.00                 | 100.00    | 100.00                 | 100.00                           |
| 2021     | 102.53    | 105.15                         | 100.27                        | 100.50              | 101.34   | 102.21   | 100.02 | 107.25    | 98.77         | 100.63                 | 100.76    | 102.87                 | 101.91                           |
| 2022     | 107.98    | 111.08                         | 102.49                        | 103.71              | 108.27   | 107.42   | 100.92 | 119.00    | 99.79         | 103.12                 | 101.35    | 110.50                 | 108.17                           |
| 2023     | 111.76    | 117.63                         | 103.48                        | 110.58              | 114.89   | 113.10   | 102.71 | 114.17    | 100.87        | 106.02                 | 103.04    | 116.53                 | 114.77                           |
| 2023. 10 | 113.66    | 122.50                         | 103.48                        | 112.22              | 116.49   | 114.36   | 102.89 | 118.61    | 101.05        | 106.39                 | 103.20    | 118.04                 | 115.41                           |
| 11       | 112.98    | 119.46                         | 104.69                        | 113.40              | 116.22   | 113.98   | 103.04 | 116.27    | 101.07        | 106.11                 | 103.24    | 118.18                 | 115.30                           |
| 12       | 112.94    | 120.12                         | 104.87                        | 113.46              | 116.12   | 114.53   | 103.01 | 113.85    | 101.08        | 106.30                 | 103.23    | 118.64                 | 115.59                           |
| 2024. 1  | 113.32    | 121.57                         | 104.22                        | 113.52              | 115.73   | 114.24   | 104.18 | 112.75    | 101.09        | 106.48                 | 103.29    | 119.06                 | 118.38                           |
| 2        | 114.10    | 124.14                         | 103.98                        | 113.52              | 116.87   | 114.23   | 104.18 | 114.50    | 101.08        | 107.24                 | 103.30    | 119.23                 | 118.00                           |
| 3        | 114.19    | 123.81                         | 104.04                        | 113.55              | 116.73   | 115.28   | 104.37 | 115.08    | 101.08        | 107.12                 | 103.40    | 119.56                 | 117.65                           |
| 4        | 113.94    | 121.27                         | 104.31                        | 113.49              | 116.18   | 115.21   | 104.28 | 116.12    | 101.08        | 107.32                 | 103.74    | 119.76                 | 118.24                           |
| 5        | 114.07    | 120.71                         | 104.22                        | 114.21              | 116.61   | 115.11   | 104.60 | 116.88    | 101.15        | 107.46                 | 103.88    | 119.72                 | 118.35                           |
| 6        | 113.86    | 119.89                         | 104.20                        | 114.21              | 116.99   | 114.59   | 104.27 | 115.16    | 101.16        | 107.43                 | 103.88    | 120.25                 | 118.84                           |
| 7        | 114.04    | 120.64                         | 104.40                        | 114.26              | 114.56   | 116.13   | 104.30 | 116.96    | 101.15        | 107.97                 | 104.24    | 120.49                 | 118.96                           |
| 8        | 114.51    | 122.18                         | 104.25                        | 114.31              | 115.72   | 116.00   | 104.37 | 117.05    | 101.16        | 107.89                 | 104.50    | 121.14                 | 118.29                           |
| 9        | 114.74    | 124.45                         | 104.15                        | 114.31              | 117.32   | 115.39   | 104.43 | 115.08    | 101.15        | 107.42                 | 104.60    | 120.80                 | 118.12                           |
| 10       | 114.74    | 123.98                         | 104.31                        | 114.64              | 117.55   | 115.99   | 104.44 | 113.58    | 101.16        | 107.57                 | 104.60    | 121.49                 | 119.09                           |



### 5. CPI by Regions (Cont'd) <sup>1)2)</sup> (By Expenditure Category)

2020=100

| Gyeongbuk | Food & non-alcoholic beverages | Alcoholic beverages & tobacco | Clothing & footwear | Housing, water, electricity, gas & other fuels | 가<br>가<br>Furnishings, household equipment and routine household maintenance | Health | Transport | Communi-<br>cation | Recreation<br>and culture | Education | Restaurants<br>and hotels | Miscellane-<br>ous goods<br>and services |                      |
|-----------|--------------------------------|-------------------------------|---------------------|--|--|--------|-----------|--------------------|---------------------------|-----------|---------------------------|--|----------------------|
| 1,000.0   | 159.6                          | 17.7                          | 49.3                | 133.5  | 52.2   | 95.5   | 127.1     | 49.5               | 56.8                      | 57.5      | 144.0                     | 57.3                                     | Weight <sup>3)</sup> |
| 99.70     | 96.46                          | 99.34                         | 98.90               | 99.02  | 98.69  | 98.50  | 106.30    | 104.56             | 100.86                    | 101.40    | 97.24                     | 97.98                                    | 2018                 |
| 99.88     | 96.09                          | 99.69                         | 99.11               | 100.07   | 100.14   | 98.84  | 103.29    | 102.15             | 100.94                    | 102.62    | 99.36                     | 98.96                                    | 2019                 |
| 100.00    | 100.00                         | 100.00                        | 100.00              | 100.00   | 100.00   | 100.00 | 100.00    | 100.00             | 100.00                    | 100.00    | 100.00                    | 100.00                                   | 2020                 |
| 102.74    | 105.65                         | 100.11                        | 100.52              | 101.48   | 101.95   | 100.12 | 108.42    | 99.26              | 100.48                    | 100.09    | 102.92                    | 101.52                                   | 2021                 |
| 108.74    | 112.40                         | 102.16                        | 103.78              | 109.84   | 107.02   | 101.05 | 121.70    | 100.13             | 103.68                    | 100.91    | 110.89                    | 107.24                                   | 2022                 |
| 112.39    | 118.56                         | 103.13                        | 110.84              | 116.42   | 112.99   | 102.52 | 115.54    | 101.10             | 107.68                    | 102.29    | 117.47                    | 113.73                                   | 2023                 |
| 114.21    | 122.95                         | 103.25                        | 112.51              | 117.87   | 114.18   | 102.73 | 120.43    | 101.25             | 108.63                    | 102.29    | 118.32                    | 114.29                                   | 10. 2023             |
| 113.50    | 119.70                         | 103.91                        | 113.79              | 117.74   | 114.08   | 102.91 | 117.74    | 101.28             | 107.93                    | 102.35    | 118.69                    | 114.58                                   | 11                   |
| 113.50    | 120.86                         | 104.09                        | 113.80              | 117.67   | 114.67   | 102.95 | 114.91    | 101.29             | 108.01                    | 102.40    | 119.21                    | 115.01                                   | 12                   |
| 113.80    | 121.96                         | 104.09                        | 113.85              | 117.64   | 113.91   | 104.11 | 113.82    | 101.29             | 107.78                    | 102.51    | 119.34                    | 117.88                                   | 1. 2024              |
| 114.49    | 123.85                         | 103.93                        | 113.84              | 117.87   | 114.41   | 104.29 | 115.86    | 101.29             | 108.94                    | 102.61    | 119.60                    | 117.59                                   | 2                    |
| 114.83    | 124.23                         | 103.84                        | 113.84              | 118.00   | 115.22   | 104.46 | 116.59    | 101.29             | 108.51                    | 103.81    | 119.99                    | 117.86                                   | 3                    |
| 114.83    | 122.35                         | 104.14                        | 113.79              | 117.96   | 115.15   | 104.51 | 117.80    | 101.29             | 109.08                    | 104.12    | 120.38                    | 118.53                                   | 4                    |
| 114.99    | 121.73                         | 104.07                        | 114.60              | 118.15   | 115.00   | 104.74 | 118.51    | 101.38             | 109.56                    | 104.23    | 120.77                    | 118.58                                   | 5                    |
| 114.56    | 120.46                         | 104.24                        | 114.62              | 118.12   | 114.78   | 104.47 | 116.36    | 101.38             | 109.30                    | 104.23    | 121.08                    | 118.93                                   | 6                    |
| 114.76    | 120.65                         | 104.25                        | 114.69              | 115.91   | 115.72   | 104.50 | 118.54    | 101.38             | 110.02                    | 104.57    | 121.73                    | 119.07                                   | 7                    |
| 115.18    | 122.07                         | 104.23                        | 114.75              | 116.66   | 115.87   | 104.71 | 118.62    | 101.38             | 110.16                    | 104.91    | 122.13                    | 118.48                                   | 8                    |
| 115.28    | 124.10                         | 104.07                        | 114.76              | 118.62   | 115.45   | 104.72 | 116.17    | 101.38             | 109.52                    | 104.96    | 121.29                    | 118.24                                   | 9                    |
| 115.33    | 124.52                         | 104.26                        | 115.06              | 118.63   | 116.11   | 104.56 | 114.55    | 101.38             | 109.46                    | 104.96    | 121.85                    | 119.24                                   | 10                   |

| Jeju    | Food & non-alcoholic beverages | Alcoholic beverages & tobacco | Clothing & footwear | Housing, water, electricity, gas & other fuels | 가<br>가<br>Furnishings, household equipment and routine household maintenance | Health | Transport | Communi-<br>cation | Recreation<br>and culture | Education | Restaurants<br>and hotels | Miscellane-<br>ous goods<br>and services |                      |
|---------|--------------------------------|-------------------------------|---------------------|--|--|--------|-----------|--------------------|---------------------------|-----------|---------------------------|--|----------------------|
| 1,000.0 | 147.5                          | 18.8                          | 46.1                | 170.4  | 53.8   | 70.0   | 109.3     | 48.0               | 59.2                      | 72.9      | 149.4                     | 54.6                                     | Weight <sup>3)</sup> |
| 99.25   | 95.93                          | 99.16                         | 100.08              | 100.18   | 97.70  | 97.86  | 103.45    | 104.45             | 100.86                    | 98.44     | 97.76                     | 97.13                                    | 2018                 |
| 99.57   | 96.68                          | 99.80                         | 100.21              | 100.77   | 99.92  | 98.23  | 101.98    | 102.10             | 100.32                    | 100.18    | 98.83                     | 98.12                                    | 2019                 |
| 100.00  | 100.00                         | 100.00                        | 100.00              | 100.00   | 100.00   | 100.00 | 100.00    | 100.00             | 100.00                    | 100.00    | 100.00                    | 100.00                                   | 2020                 |
| 102.63  | 105.99                         | 99.95                         | 100.46              | 102.02   | 102.33   | 100.40 | 105.77    | 98.76              | 100.41                    | 99.36     | 102.96                    | 102.54                                   | 2021                 |
| 108.71  | 112.66                         | 101.34                        | 103.68              | 108.86   | 107.50   | 101.02 | 119.55    | 99.78              | 103.51                    | 99.91     | 110.85                    | 109.33                                   | 2022                 |
| 111.95  | 118.60                         | 102.16                        | 110.83              | 112.07   | 112.46   | 102.69 | 114.16    | 100.84             | 106.97                    | 100.80    | 116.95                    | 116.59                                   | 2023                 |
| 113.59  | 123.42                         | 102.12                        | 112.41              | 113.21   | 113.86   | 103.06 | 118.44    | 101.00             | 107.17                    | 100.27    | 117.60                    | 118.01                                   | 10. 2023             |
| 112.80  | 119.52                         | 102.77                        | 113.65              | 113.03   | 113.29   | 103.12 | 115.89    | 101.03             | 107.06                    | 100.45    | 117.71                    | 117.79                                   | 11                   |
| 112.70  | 119.37                         | 103.25                        | 113.70              | 112.90   | 113.90   | 103.25 | 113.80    | 101.04             | 107.05                    | 100.45    | 118.22                    | 118.07                                   | 12                   |
| 113.08  | 121.31                         | 102.82                        | 113.71              | 112.81   | 113.43   | 104.48 | 112.08    | 101.04             | 106.82                    | 100.83    | 118.59                    | 121.12                                   | 1. 2024              |
| 113.77  | 123.01                         | 102.62                        | 113.72              | 113.02   | 113.92   | 104.60 | 115.38    | 101.04             | 107.86                    | 100.85    | 118.62                    | 120.74                                   | 2                    |
| 113.84  | 122.96                         | 102.74                        | 113.72              | 113.16   | 114.35   | 104.91 | 114.89    | 101.04             | 107.94                    | 100.87    | 118.84                    | 120.97                                   | 3                    |
| 114.08  | 122.56                         | 103.14                        | 113.69              | 113.27   | 114.28   | 104.81 | 116.58    | 101.04             | 108.06                    | 101.17    | 119.09                    | 121.70                                   | 4                    |
| 114.03  | 122.02                         | 103.03                        | 114.37              | 113.37   | 114.05   | 105.04 | 115.95    | 101.11             | 108.53                    | 101.42    | 119.11                    | 121.56                                   | 5                    |
| 113.73  | 120.48                         | 103.14                        | 114.37              | 113.29   | 113.87   | 104.57 | 114.28    | 101.12             | 108.54                    | 101.63    | 119.77                    | 121.99                                   | 6                    |
| 113.99  | 120.66                         | 103.32                        | 114.53              | 111.88   | 114.32   | 104.78 | 117.03    | 101.11             | 109.03                    | 101.86    | 120.42                    | 122.09                                   | 7                    |
| 114.25  | 122.48                         | 103.20                        | 114.59              | 112.06   | 114.63   | 104.90 | 117.53    | 101.12             | 108.74                    | 101.98    | 120.04                    | 121.39                                   | 8                    |
| 114.09  | 123.64                         | 103.04                        | 114.59              | 113.37   | 114.52   | 105.12 | 113.56    | 101.11             | 108.57                    | 102.02    | 119.09                    | 121.07                                   | 9                    |
| 114.34  | 125.04                         | 103.41                        | 114.93              | 113.31   | 114.90   | 105.04 | 112.27    | 101.12             | 108.50                    | 102.02    | 119.64                    | 122.43                                   | 10                   |

## 6. 가 <sup>1)</sup>

| 가        |               | 가  |                    | 가                  |                 | , GDP        |        |
|----------|---------------|--|--------------------|--------------------|-----------------|--------------|--------|
| 가        |               | 가  |                    | 가                  |                 | 가            |        |
| 2020=100 |               | 2024                                     |                    | 884                |                 | .            |        |
|          |               | Agricultural, forestry & marine products |                    |                    |                 |              |        |
|          |               | All items                                | Agricultural foods | Livestock products | Forest products | Marine foods |        |
| 가        | <sup>2)</sup> | 1,000.0                                  | 34.5               | 16.7               | 11.1            | 0.9          | 5.8    |
| 2021     |               | 106.38                                   | 108.14             | 105.76             | 118.36          | 108.27       | 98.37  |
| 2022     |               | 115.29                                   | 109.25             | 103.02             | 125.31          | 112.93       | 99.60  |
| 2023     |               | 117.11                                   | 112.55             | 108.98             | 120.67          | 125.13       | 108.89 |
| 2023.    | 9             | 118.03                                   | 121.17             | 120.73             | 129.56          | 159.73       | 104.92 |
|          | 10            | 117.86                                   | 114.29             | 113.33             | 121.87          | 111.90       | 106.18 |
|          | 11            | 117.41                                   | 111.29             | 108.03             | 119.13          | 98.52        | 110.51 |
|          | 12            | 117.56                                   | 116.23             | 117.52             | 115.91          | 127.35       | 114.90 |
| 2024.    | 1             | 118.19                                   | 121.18             | 128.50             | 114.52          | 131.49       | 115.16 |
|          | 2             | 118.55                                   | 121.96             | 132.07             | 111.55          | 123.82       | 116.37 |
|          | 3             | 118.82                                   | 123.49             | 132.62             | 113.66          | 135.03       | 118.31 |
|          | 4             | 119.16                                   | 119.75             | 126.18             | 115.46          | 118.45       | 113.33 |
|          | 5             | 119.25                                   | 114.93             | 116.67             | 114.00          | 122.40       | 113.96 |
|          | 6             | 119.23                                   | 111.73             | 109.01             | 116.87          | 110.03       | 113.02 |
|          | 7             | 119.56                                   | 113.50             | 110.62             | 117.35          | 127.62       | 115.52 |
|          | 8             | 119.38                                   | 119.47             | 118.38             | 122.30          | 195.79       | 109.88 |
|          | 9             | 119.17                                   | 125.81             | 125.14             | 132.28          | 196.92       | 108.99 |

|       |               | Manufacturing products    |           |                                   |                           |                  |                       |
|-------|---------------|---------------------------|-----------|-----------------------------------|---------------------------|------------------|-----------------------|
|       |               | Food products & beverages |           | 가                                 |                           |                  |                       |
|       |               | Beverages                 | Cigarette | Fiber products & leather products | Fiber products & apparels | 가                | Wood & paper products |
|       |               |                           |           |                                   |                           | Leather products |                       |
| 가     | <sup>2)</sup> | 5.6                       | 1.1       | 17.8                              | 15.8                      | 2.0              | 16.1                  |
| 2021  |               | 101.72                    | 100.00    | 102.10                            | 102.46                    | 99.84            | 111.40                |
| 2022  |               | 107.29                    | 100.00    | 109.70                            | 110.73                    | 103.26           | 122.13                |
| 2023  |               | 111.23                    | 100.00    | 114.18                            | 115.70                    | 104.33           | 121.89                |
| 2023. | 9             | 110.90                    | 100.00    | 114.49                            | 116.12                    | 103.88           | 121.17                |
|       | 10            | 111.94                    | 100.00    | 114.85                            | 116.45                    | 104.47           | 120.20                |
|       | 11            | 113.44                    | 100.00    | 114.78                            | 116.37                    | 104.47           | 120.30                |
|       | 12            | 113.05                    | 100.00    | 114.71                            | 116.30                    | 104.47           | 120.53                |
| 2024. | 1             | 113.82                    | 99.91     | 114.54                            | 116.24                    | 103.50           | 120.84                |
|       | 2             | 113.82                    | 99.91     | 114.68                            | 116.39                    | 103.51           | 120.84                |
|       | 3             | 113.82                    | 99.91     | 114.94                            | 116.71                    | 103.51           | 120.95                |
|       | 4             | 113.93                    | 99.91     | 114.85                            | 116.54                    | 103.87           | 121.18                |
|       | 5             | 113.93                    | 99.91     | 114.95                            | 116.67                    | 103.82           | 121.22                |
|       | 6             | 114.30                    | 99.91     | 114.99                            | 116.71                    | 103.82           | 121.24                |
|       | 7             | 115.14                    | 99.91     | 114.57                            | 116.16                    | 104.31           | 121.64                |
|       | 8             | 115.14                    | 99.91     | 114.57                            | 116.16                    | 104.31           | 123.33                |
|       | 9             | 115.83                    | 99.91     | 114.63                            | 116.22                    | 104.31           | 123.59                |

: 1)

2) 2010 가 , 2024 가

: 가

## 6. Producer Price Index <sup>1)</sup>

The Producer Price Index measures price changes in goods and services that domestic producers provide to domestic markets. The Index is used as a business indicator and a GDP deflator. Basically prices used for the Index are basic prices. As of 2024, the index covers 884 items.

2020=100

| Mining products        | 가<br>Coal, crude petroleum & natural gas | Metallic & Non-metallic mineral products | Manufacturing products | Food products & beverages | Food products                       | Weight <sup>2)</sup> |
|------------------------|--|--|------------------------|---------------------------|-------------------------------------|----------------------|
|                        |  |  |                        |                           |                                     |                      |
|                        |  |  |                        |                           |                                     | 2021                 |
|                        |  |  |                        |                           |                                     | 2022                 |
|                        |  |  |                        |                           |                                     | 2023                 |
|                        |  |  |                        |                           |                                     | 9. 2023              |
|                        |  |  |                        |                           |                                     | 10                   |
|                        |  |  |                        |                           |                                     | 11                   |
|                        |  |  |                        |                           |                                     | 12                   |
|                        |  |  |                        |                           |                                     | 1. 2024              |
|                        |  |  |                        |                           |                                     | 2                    |
|                        |  |  |                        |                           |                                     | 3                    |
|                        |  |  |                        |                           |                                     | 4                    |
|                        |  |  |                        |                           |                                     | 5                    |
|                        |  |  |                        |                           |                                     | 6                    |
|                        |  |  |                        |                           |                                     | 7                    |
|                        |  |  |                        |                           |                                     | 8                    |
|                        |  |  |                        |                           |                                     | 9                    |
| Manufacturing products |  |  |                        |                           |                                     |                      |
| Wood & wooden products | Pulp & paper products                    | Coal products & petroleum products       | Chemical products      | Basic chemicals           | Synthetic resins & synthetic rubber | Weight <sup>2)</sup> |
|                        |  |  |                        |                           |                                     |                      |
|                        |  |  |                        |                           |                                     | 2021                 |
|                        |  |  |                        |                           |                                     | 2022                 |
|                        |  |  |                        |                           |                                     | 2023                 |
|                        |  |  |                        |                           |                                     | 9. 2023              |
|                        |  |  |                        |                           |                                     | 10                   |
|                        |  |  |                        |                           |                                     | 11                   |
|                        |  |  |                        |                           |                                     | 12                   |
|                        |  |  |                        |                           |                                     | 1. 2024              |
|                        |  |  |                        |                           |                                     | 2                    |
|                        |  |  |                        |                           |                                     | 3                    |
|                        |  |  |                        |                           |                                     | 4                    |
|                        |  |  |                        |                           |                                     | 5                    |
|                        |  |  |                        |                           |                                     | 6                    |
|                        |  |  |                        |                           |                                     | 7                    |
|                        |  |  |                        |                           |                                     | 8                    |
|                        |  |  |                        |                           |                                     | 9                    |

Note: 1) This month's index is provisional and will be confirmed when the next month's index is announced.

2) Since 2010, KOSTAT has revised weights on an annual basis. The table shows weights revised in 2024.

Source: The Bank of Korea.

## 6. 가 ( )<sup>1)</sup>

2020=100

|   |         | Manufacturing products |                 |                          |                         |                  |                 |
|---|---------|------------------------|-----------------|--------------------------|-------------------------|------------------|-----------------|
|   |         | Chemical products      |                 |                          |                         |                  |                 |
|   |         | Chemical fibers        | Pharmaceuticals | Fertilizers & pesticides | Other chemical products | Plastic products | Rubber products |
| 가 | 2)      | 1.0                    | 8.0             | 2.4                      | 13.4                    | 26.1             | 4.3             |
|   |         | 108.62                 | 99.88           | 102.19                   | 105.19                  | 107.20           | 101.99          |
|   |         | 122.16                 | 99.86           | 123.15                   | 115.86                  | 115.44           | 110.47          |
|   |         | 130.51                 | 100.75          | 127.49                   | 115.93                  | 116.63           | 114.91          |
|   | 2023. 9 | 133.58                 | 100.75          | 125.49                   | 114.12                  | 117.16           | 115.00          |
|   | 10      | 134.07                 | 100.76          | 125.49                   | 114.20                  | 117.58           | 115.10          |
|   | 11      | 132.12                 | 100.79          | 125.49                   | 112.65                  | 117.29           | 115.01          |
|   | 12      | 130.07                 | 100.79          | 125.49                   | 112.83                  | 117.23           | 115.16          |
|   | 2024. 1 | 127.00                 | 100.83          | 122.98                   | 112.81                  | 117.27           | 115.31          |
|   | 2       | 130.42                 | 101.05          | 122.87                   | 112.88                  | 117.30           | 115.46          |
|   | 3       | 130.98                 | 100.77          | 122.78                   | 112.82                  | 117.25           | 115.64          |
|   | 4       | 131.66                 | 100.96          | 122.77                   | 112.84                  | 117.30           | 115.63          |
|   | 5       | 132.23                 | 101.03          | 122.13                   | 112.66                  | 117.32           | 115.63          |
|   | 6       | 134.53                 | 100.76          | 122.23                   | 112.58                  | 116.55           | 115.80          |
|   | 7       | 134.53                 | 100.59          | 121.26                   | 112.85                  | 116.44           | 115.84          |
|   | 8       | 133.49                 | 100.58          | 121.15                   | 112.84                  | 116.46           | 115.84          |
|   | 9       | 133.49                 | 100.46          | 121.15                   | 113.33                  | 116.53           | 115.87          |

|   |         | Manufacturing products |                           |   |                |                            |                             |
|---|---------|------------------------|---------------------------|---|----------------|----------------------------|-----------------------------|
|   |         | 1                      | 가                         | ,   |                |                            |                             |
|   |         | Cast metal products    | Fabricated metal products | Computers, electronic & optical equipment | Semiconductors | Electronic display devices | Other electronic components |
| 가 | 2)      | 3.4                    | 37.6                      | 47.8                                      | 6.6            | 12.1                       | 7.6                         |
|   |         | 112.32                 | 116.85                    | 102.51                                    | 98.65          | 113.52                     | 100.80                      |
|   |         | 127.19                 | 134.53                    | 100.25                                    | 99.57          | 101.41                     | 108.70                      |
|   |         | 122.98                 | 136.31                    | 95.01                                     | 81.48          | 90.32                      | 115.09                      |
|   | 2023. 9 | 121.73                 | 136.39                    | 94.50                                     | 79.41          | 89.96                      | 115.78                      |
|   | 10      | 121.88                 | 136.34                    | 95.52                                     | 83.15          | 91.32                      | 116.00                      |
|   | 11      | 121.91                 | 136.16                    | 95.04                                     | 83.94          | 90.47                      | 115.09                      |
|   | 12      | 121.91                 | 136.14                    | 95.40                                     | 85.27          | 90.08                      | 116.23                      |
|   | 2024. 1 | 122.15                 | 136.71                    | 96.00                                     | 89.40          | 90.56                      | 114.93                      |
|   | 2       | 122.29                 | 136.67                    | 96.29                                     | 89.48          | 90.56                      | 115.70                      |
|   | 3       | 122.50                 | 136.45                    | 96.17                                     | 90.45          | 90.43                      | 115.90                      |
|   | 4       | 125.84                 | 136.41                    | 97.98                                     | 96.86          | 92.44                      | 117.28                      |
|   | 5       | 126.60                 | 136.56                    | 97.75                                     | 97.01          | 92.37                      | 116.44                      |
|   | 6       | 127.70                 | 137.19                    | 97.85                                     | 97.80          | 92.48                      | 116.81                      |
|   | 7       | 129.93                 | 137.15                    | 98.73                                     | 100.00         | 92.54                      | 116.97                      |
|   | 8       | 129.77                 | 136.60                    | 98.01                                     | 98.79          | 90.70                      | 116.88                      |
|   | 9       | 129.59                 | 136.58                    | 97.32                                     | 97.63          | 89.76                      | 115.97                      |

## 6. Producer Price Index (Cont'd) <sup>1)</sup>

2020=100

| Manufacturing products        |                          |                                     |                      |                      |  |    | Weight <sup>2)</sup> |
|-------------------------------|--------------------------|-------------------------------------|----------------------|----------------------|--|----|----------------------|
| Non-metallic mineral products | Glass and glass products | Other non-metallic mineral products | 1                    |                      |  | 1  |                      |
|                               |                          |                                     | Basic metal products | Basic steel products | Non-ferrous metal bar & basic products |    |                      |
| 19.8                          | 3.4                      | 16.4                                | 54.3                 | 36.6                 | 14.3                                   |    |                      |
| 104.23                        | 102.87                   | 104.55                              | 126.00               | 128.27               | 123.49                                 |    | 2021                 |
| 117.98                        | 107.98                   | 120.49                              | 147.03               | 151.14               | 141.44                                 |    | 2022                 |
| 128.11                        | 111.59                   | 132.27                              | 139.72               | 142.97               | 135.43                                 |    | 2023                 |
| 128.77                        | 111.77                   | 133.06                              | 138.31               | 141.82               | 133.36                                 | 9. | 2023                 |
| 129.23                        | 112.18                   | 133.53                              | 136.99               | 140.10               | 132.63                                 |    | 10                   |
| 129.60                        | 112.19                   | 133.99                              | 135.44               | 137.91               | 132.25                                 |    | 11                   |
| 129.48                        | 112.19                   | 133.83                              | 134.91               | 137.11               | 132.21                                 |    | 12                   |
| 129.51                        | 111.49                   | 134.03                              | 133.47               | 134.53               | 133.14                                 | 1. | 2024                 |
| 130.52                        | 111.49                   | 135.30                              | 134.25               | 135.53               | 133.55                                 |    | 2                    |
| 130.57                        | 111.49                   | 135.36                              | 135.27               | 135.86               | 136.51                                 |    | 3                    |
| 129.82                        | 111.58                   | 134.39                              | 137.31               | 134.77               | 145.93                                 |    | 4                    |
| 129.62                        | 111.60                   | 134.15                              | 139.47               | 135.27               | 152.50                                 |    | 5                    |
| 129.58                        | 111.60                   | 134.10                              | 139.55               | 135.53               | 151.87                                 |    | 6                    |
| 129.36                        | 111.66                   | 133.82                              | 139.47               | 135.96               | 149.95                                 |    | 7                    |
| 129.07                        | 111.66                   | 133.44                              | 137.31               | 134.33               | 145.99                                 |    | 8                    |
| 128.98                        | 111.49                   | 133.37                              | 136.77               | 133.65               | 145.70                                 |    | 9                    |

| Manufacturing products                    |   |                     |                      |                       |                           |                           | Weight <sup>2)</sup> |
|---|---|---------------------|----------------------|-----------------------|---------------------------|---------------------------|----------------------|
| Computers, electronic & optical equipment |   |                     | Electrical equipment | Machinery & equipment | General purpose machinery | Special purpose machinery |                      |
| Computers & peripherals                   | Communication & broadcasting equipment, video & audio apparatus | Precision equipment |                      |                       |                           |                           |                      |
| 1.2                                       | 9.0   | 11.3                | 39.7                 | 39.8                  | 21.3                      | 18.5                      |                      |
| 101.03                                    | 96.64   | 100.80              | 105.26               | 101.17                | 101.49                    | 100.83                    | 2021                 |
| 99.10                                     | 90.32   | 106.85              | 112.62               | 106.31                | 108.96                    | 103.50                    | 2022                 |
| 95.44                                     | 82.69   | 111.91              | 119.19               | 108.76                | 113.08                    | 104.17                    | 2023                 |
| 95.11                                     | 81.55   | 112.28              | 120.50               | 109.06                | 113.46                    | 104.37                    | 9. 2023              |
| 95.93                                     | 81.12   | 113.00              | 120.69               | 109.08                | 113.45                    | 104.43                    | 10                   |
| 95.65                                     | 80.27   | 112.68              | 121.78               | 109.12                | 113.48                    | 104.49                    | 11                   |
| 95.66                                     | 80.92   | 112.50              | 121.84               | 109.25                | 113.68                    | 104.55                    | 12                   |
| 95.66                                     | 81.00   | 112.43              | 121.97               | 110.05                | 114.68                    | 105.13                    | 1. 2024              |
| 95.66                                     | 81.60   | 112.65              | 122.22               | 110.03                | 114.76                    | 105.01                    | 2                    |
| 95.66                                     | 80.64   | 112.43              | 122.96               | 109.99                | 114.69                    | 105.00                    | 3                    |
| 96.25                                     | 80.13   | 113.38              | 124.74               | 110.08                | 114.71                    | 105.17                    | 4                    |
| 96.61                                     | 79.36   | 113.57              | 126.04               | 110.20                | 114.92                    | 105.19                    | 5                    |
| 96.61                                     | 79.41   | 113.02              | 126.06               | 110.77                | 115.08                    | 106.20                    | 6                    |
| 96.31                                     | 79.87   | 115.08              | 126.09               | 110.88                | 115.21                    | 106.28                    | 7                    |
| 96.31                                     | 79.76   | 115.09              | 123.62               | 110.82                | 115.21                    | 106.17                    | 8                    |
| 96.31                                     | 79.22   | 114.93              | 123.62               | 110.91                | 115.36                    | 106.19                    | 9                    |

## 6. 가 ( )<sup>1)</sup>

2020=100

|                 | Manufacturing products |                |                           |                              | ,가 ,                               |                                   |
|-----------------|------------------------|----------------|---------------------------|------------------------------|------------------------------------|-----------------------------------|
|                 | Transport equipment    | Motor vehicles | Other transport equipment | Other manufacturing products | Electric power, gas, water & waste | ,가<br>Electric power, gas & steam |
| 가 <sup>2)</sup> | 53.0                   | 52.9           | 0.1                       | 9.8                          | 71.2                               | 57.9                              |
| 2021            | 101.23                 | 101.22         | 107.70                    | 102.72                       | 100.56                             | 99.94                             |
| 2022            | 103.47                 | 103.46         | 108.82                    | 112.73                       | 121.55                             | 125.37                            |
| 2023            | 105.27                 | 105.27         | 108.16                    | 120.93                       | 140.85                             | 150.14                            |
| 2023. 9         | 105.49                 | 105.49         | 108.94                    | 121.35                       | 140.47                             | 149.61                            |
| 10              | 106.35                 | 106.35         | 107.56                    | 121.84                       | 141.02                             | 150.25                            |
| 11              | 106.42                 | 106.42         | 107.56                    | 121.84                       | 142.01                             | 151.55                            |
| 12              | 106.75                 | 106.75         | 107.56                    | 121.83                       | 143.40                             | 153.38                            |
| 2024. 1         | 106.82                 | 106.82         | 108.95                    | 122.02                       | 144.76                             | 154.84                            |
| 2               | 106.85                 | 106.85         | 108.95                    | 122.23                       | 143.51                             | 153.10                            |
| 3               | 107.01                 | 107.01         | 108.84                    | 122.28                       | 143.92                             | 153.64                            |
| 4               | 107.01                 | 107.00         | 108.84                    | 122.50                       | 143.01                             | 152.44                            |
| 5               | 107.07                 | 107.07         | 108.84                    | 122.51                       | 143.63                             | 153.41                            |
| 6               | 107.16                 | 107.14         | 108.84                    | 122.59                       | 143.47                             | 153.04                            |
| 7               | 107.33                 | 107.33         | 107.12                    | 123.44                       | 142.87                             | 152.23                            |
| 8               | 107.40                 | 107.40         | 107.12                    | 123.44                       | 144.55                             | 154.42                            |
| 9               | 107.81                 | 107.81         | 107.12                    | 123.41                       | 145.82                             | 156.11                            |

|                 | Services | Transportation | Accommodation & food services | Information, telecommunication & broadcasting services | Financial & insurance activities | Real estate activities |
|-----------------|----------|----------------|-------------------------------|--|----------------------------------|------------------------|
| 가 <sup>2)</sup> | 387.4    | 56.0           | 69.3                          | 57.0   | 28.9                             | 65.8                   |
| 2021            | 102.32   | 103.17         | 102.52                        | 101.31   | 106.33                           | 101.04                 |
| 2022            | 105.52   | 109.91         | 110.34                        | 102.14   | 99.87                            | 101.97                 |
| 2023            | 108.13   | 110.69         | 117.19                        | 103.50   | 99.22                            | 103.03                 |
| 2023. 9         | 108.50   | 110.85         | 117.98                        | 103.54   | 100.09                           | 103.17                 |
| 10              | 108.55   | 111.21         | 118.27                        | 103.56   | 98.61                            | 103.43                 |
| 11              | 108.57   | 111.18         | 118.48                        | 103.62   | 98.91                            | 103.42                 |
| 12              | 108.80   | 111.11         | 118.99                        | 103.75   | 99.79                            | 103.71                 |
| 2024. 1         | 109.50   | 111.24         | 119.11                        | 105.33   | 99.98                            | 103.98                 |
| 2               | 109.71   | 111.17         | 119.37                        | 105.33   | 100.63                           | 104.32                 |
| 3               | 109.79   | 110.81         | 119.74                        | 105.37   | 101.33                           | 104.26                 |
| 4               | 110.00   | 111.04         | 120.14                        | 105.40   | 100.98                           | 104.30                 |
| 5               | 110.55   | 111.22         | 120.36                        | 107.93   | 101.18                           | 104.42                 |
| 6               | 110.66   | 111.40         | 120.67                        | 108.09   | 101.33                           | 104.61                 |
| 7               | 110.88   | 111.15         | 121.12                        | 108.12   | 101.53                           | 104.71                 |
| 8               | 110.92   | 111.53         | 121.39                        | 108.02   | 100.18                           | 105.01                 |
| 9               | 110.74   | 111.02         | 120.87                        | 108.06   | 99.75                            | 105.10                 |

### 6. Producer Price Index (Cont'd) <sup>1)</sup>

2020=100

| Electric power, gas, water & waste |                        |  |              |                               |  | Weight <sup>2)</sup> |
|------------------------------------|------------------------|--|--------------|-------------------------------|--|----------------------|
| Electric power                     | Gas, steam & hot water | Water, waste treatment & recycling service | Water supply | Wastewater treatment services | Waste treatment & resources recycling services |                      |
| 38.9                               | 19.0                   | 13.3                                       | 2.1          | 3.1                           | 8.1  |                      |
| 97.93                              | 102.68                 | 102.54                                     | 100.89       | 102.81                        | 102.91   | 2021                 |
| 111.11                             | 151.27                 | 107.28                                     | 104.83       | 105.40                        | 108.52   | 2022                 |
| 143.99                             | 158.81                 | 107.18                                     | 107.40       | 108.50                        | 106.58   | 2023                 |
| 146.84                             | 151.39                 | 107.30                                     | 107.60       | 108.91                        | 106.58   | 9. 2023              |
| 146.84                             | 153.33                 | 107.53                                     | 108.42       | 109.33                        | 106.58   | 10                   |
| 150.66                             | 149.47                 | 107.53                                     | 108.42       | 109.33                        | 106.58   | 11                   |
| 152.04                             | 152.16                 | 107.53                                     | 108.42       | 109.33                        | 106.58   | 12                   |
| 152.04                             | 156.54                 | 108.56                                     | 110.78       | 112.22                        | 106.58   | 1. 2024              |
| 152.04                             | 151.32                 | 108.81                                     | 110.99       | 113.13                        | 106.58   | 2                    |
| 152.04                             | 152.97                 | 108.81                                     | 110.99       | 113.13                        | 106.58   | 3                    |
| 152.04                             | 149.33                 | 108.81                                     | 110.99       | 113.17                        | 106.58   | 4                    |
| 152.04                             | 152.25                 | 108.38                                     | 110.99       | 113.17                        | 105.88   | 5                    |
| 152.04                             | 151.13                 | 108.85                                     | 112.67       | 114.11                        | 105.88   | 6                    |
| 149.47                             | 153.97                 | 108.92                                     | 112.91       | 114.20                        | 105.88   | 7                    |
| 149.47                             | 160.60                 | 108.94                                     | 112.91       | 114.27                        | 105.88   | 8                    |
| 152.04                             | 160.44                 | 108.94                                     | 112.91       | 114.27                        | 105.88   | 9                    |

| Services  |                           |           |  |                |  | Weight <sup>2)</sup> |
|---|---------------------------|-----------|--|----------------|--|----------------------|
| Professional, scientific and technical services | Business support services | Education | Arts, sports and recreation related services | Other services |  |                      |
| 32.2  | 31.9                      | 14.7      | 11.8   | 19.8           |  |                      |
| 103.14  | 101.56                    | 101.55    | 101.06                                       | 101.86         |  | 2021                 |
| 106.45  | 105.88                    | 104.09    | 106.03                                       | 106.69         |  | 2022                 |
| 108.85  | 108.69                    | 107.06    | 109.99                                       | 113.74         |  | 2023                 |
| 109.05  | 108.78                    | 107.42    | 111.20                                       | 114.52         |  | 9. 2023              |
| 109.01  | 108.76                    | 107.52    | 111.65                                       | 114.71         |  | 10                   |
| 108.95  | 108.68                    | 107.58    | 110.52                                       | 114.88         |  | 11                   |
| 108.95  | 108.76                    | 107.63    | 110.35                                       | 115.03         |  | 12                   |
| 110.65  | 110.08                    | 108.16    | 109.19                                       | 117.47         |  | 1. 2024              |
| 110.67  | 110.16                    | 108.29    | 110.53                                       | 117.70         |  | 2                    |
| 110.64  | 110.13                    | 108.58    | 110.42                                       | 117.94         |  | 3                    |
| 111.27  | 110.45                    | 109.00    | 111.49                                       | 117.92         |  | 4                    |
| 111.34  | 110.65                    | 109.17    | 112.01                                       | 118.45         |  | 5                    |
| 111.37  | 110.09                    | 109.32    | 111.76                                       | 118.49         |  | 6                    |
| 111.51  | 109.88                    | 109.65    | 112.87                                       | 120.67         |  | 7                    |
| 111.38  | 109.92                    | 109.97    | 113.12                                       | 120.77         |  | 8                    |
| 111.47  | 110.32                    | 110.11    | 112.55                                       | 119.98         |  | 9                    |

7. 가 1)

2020=100

|         | All items | Food & excluding foods |                 | Fresh foods & excluding fresh foods |                       |
|---------|-----------|------------------------|-----------------|-------------------------------------|-----------------------|
|         |           | Foods                  | Excluding foods | Fresh foods                         | Excluding fresh foods |
| 가 2)    | 1,000.0   | 72.1                   | 927.9           | 14.9                                | 985.1                 |
| 2017    | 98.58     | 94.22                  | 98.94           | 90.49                               | 98.71                 |
| 2018    | 100.43    | 96.00                  | 100.80          | 92.62                               | 100.55                |
| 2019    | 100.46    | 94.96                  | 100.90          | 87.19                               | 100.68                |
| 2020    | 100.00    | 100.00                 | 100.00          | 100.00                              | 100.00                |
| 2021    | 106.38    | 105.88                 | 106.41          | 101.89                              | 106.44                |
| 2022    | 115.29    | 110.22                 | 115.67          | 106.45                              | 115.41                |
| 2023    | 117.11    | 115.63                 | 117.20          | 116.63                              | 117.10                |
| 2022. 9 | 116.53    | 114.94                 | 116.63          | 125.17                              | 116.39                |
| 10      | 117.13    | 111.48                 | 117.56          | 104.09                              | 117.32                |
| 11      | 116.75    | 109.88                 | 117.25          | 96.06                               | 117.04                |
| 12      | 116.27    | 112.62                 | 116.53          | 108.01                              | 116.38                |
| 2023. 1 | 116.69    | 113.68                 | 116.90          | 116.72                              | 116.68                |
| 2       | 116.91    | 113.71                 | 117.14          | 119.06                              | 116.87                |
| 3       | 117.05    | 113.55                 | 117.29          | 113.08                              | 117.09                |
| 4       | 116.96    | 112.83                 | 117.25          | 107.37                              | 117.08                |
| 5       | 116.53    | 113.73                 | 116.72          | 107.50                              | 116.65                |
| 6       | 116.27    | 113.14                 | 116.48          | 104.34                              | 116.44                |
| 7       | 116.53    | 116.18                 | 116.53          | 116.05                              | 116.52                |
| 8       | 117.50    | 120.01                 | 117.28          | 132.60                              | 117.26                |
| 9       | 118.03    | 120.10                 | 117.84          | 128.76                              | 117.86                |
| 10      | 117.86    | 116.89                 | 117.92          | 115.87                              | 117.88                |
| 11      | 117.41    | 115.55                 | 117.52          | 111.93                              | 117.47                |
| 12      | 117.56    | 118.13                 | 117.50          | 126.33                              | 117.43                |
| 2024. 1 | 118.19    | 120.52                 | 118.01          | 139.94                              | 117.89                |
| 2       | 118.55    | 120.89                 | 118.36          | 143.90                              | 118.19                |
| 3       | 118.82    | 121.65                 | 118.59          | 145.52                              | 118.44                |
| 4       | 119.16    | 120.22                 | 119.06          | 134.67                              | 118.93                |
| 5       | 119.25    | 117.88                 | 119.34          | 123.94                              | 119.18                |
| 6       | 119.23    | 116.52                 | 119.43          | 114.75                              | 119.29                |
| 7       | 119.56    | 117.80                 | 119.67          | 119.53                              | 119.56                |
| 8       | 119.38    | 120.46                 | 119.29          | 131.18                              | 119.21                |
| 9       | 119.17    | 123.59                 | 118.82          | 139.70                              | 118.87                |

: 1)

2) 2010 가 , 2024 가

: 가



7. Producer Price Index for Specialized Classification <sup>1)</sup>

2020=100

| Energy & excluding energy |                  | IT<br>Information technology & excluding<br>information technology |   | Excluding foods<br>& energy | Excluding fresh<br>foods & energy | Weight <sup>2)</sup> |
|---------------------------|------------------|--|---|-----------------------------|-----------------------------------|----------------------|
| Energy                    | Excluding energy | IT<br>Information<br>technology                                    | IT<br>Excluding information<br>technology |                             |                                   |                      |
| 82.5                      | 917.5            | 101.2  | 898.8                                     | 845.4                       | 902.6                             |                      |
| 105.76                    | 98.10            | 105.22   | 97.86                                     | 98.43                       | 98.24                             | 2017                 |
| 111.10                    | 99.71            | 101.83   | 100.31                                    | 100.02                      | 99.83                             | 2018                 |
| 111.41                    | 99.71            | 99.46  | 100.59                                    | 100.12                      | 99.94                             | 2019                 |
| 100.00                    | 100.00           | 100.00   | 100.00                                    | 100.00                      | 100.00                            | 2020                 |
| 111.30                    | 106.01           | 103.36   | 106.74                                    | 106.03                      | 106.09                            | 2021                 |
| 154.57                    | 112.55           | 103.08   | 116.77                                    | 112.75                      | 112.65                            | 2022                 |
| 162.92                    | 113.92           | 101.36   | 119.02                                    | 113.77                      | 113.88                            | 2023                 |
| 161.05                    | 113.44           | 102.76   | 118.20                                    | 113.31                      | 113.26                            | 9. 2022              |
| 171.38                    | 113.38           | 103.12   | 118.83                                    | 113.55                      | 113.53                            | 10                   |
| 170.24                    | 113.04           | 102.35   | 118.48                                    | 113.31                      | 113.30                            | 11                   |
| 163.19                    | 113.01           | 101.47   | 118.06                                    | 113.04                      | 113.09                            | 12                   |
| 166.05                    | 113.28           | 101.29   | 118.56                                    | 113.24                      | 113.23                            | 1. 2023              |
| 164.38                    | 113.62           | 101.65   | 118.77                                    | 113.61                      | 113.54                            | 2                    |
| 163.03                    | 113.85           | 101.88   | 118.89                                    | 113.87                      | 113.86                            | 3                    |
| 159.36                    | 113.97           | 101.49   | 118.83                                    | 114.07                      | 114.07                            | 4                    |
| 156.58                    | 113.70           | 101.34   | 118.37                                    | 113.70                      | 113.79                            | 5                    |
| 158.02                    | 113.34           | 100.91   | 118.13                                    | 113.35                      | 113.47                            | 6                    |
| 158.65                    | 113.56           | 100.98   | 118.41                                    | 113.35                      | 113.53                            | 7                    |
| 163.22                    | 114.31           | 101.15   | 119.49                                    | 113.83                      | 114.03                            | 8                    |
| 168.15                    | 114.56           | 101.10   | 120.09                                    | 114.09                      | 114.35                            | 9                    |
| 167.81                    | 114.41           | 101.50   | 119.85                                    | 114.20                      | 114.39                            | 10                   |
| 165.65                    | 114.06           | 101.41   | 119.35                                    | 113.93                      | 114.10                            | 11                   |
| 164.14                    | 114.32           | 101.67   | 119.50                                    | 114.00                      | 114.14                            | 12                   |
| 165.22                    | 114.93           | 102.90   | 120.06                                    | 114.47                      | 114.55                            | 1. 2024              |
| 165.78                    | 115.27           | 103.10   | 120.43                                    | 114.80                      | 114.84                            | 2                    |
| 165.88                    | 115.55           | 103.22   | 120.72                                    | 115.04                      | 115.10                            | 3                    |
| 166.14                    | 115.89           | 104.52   | 120.93                                    | 115.53                      | 115.61                            | 4                    |
| 164.99                    | 116.06           | 106.16   | 120.83                                    | 115.90                      | 115.94                            | 5                    |
| 164.03                    | 116.10           | 106.14   | 120.80                                    | 116.05                      | 116.11                            | 6                    |
| 165.03                    | 116.38           | 106.45   | 121.13                                    | 116.26                      | 116.33                            | 7                    |
| 164.55                    | 116.23           | 105.84   | 121.01                                    | 115.87                      | 116.00                            | 8                    |
| 162.45                    | 116.14           | 105.47   | 120.83                                    | 115.52                      | 115.78                            | 9                    |

Note: 1) This month's index is provisional and will be confirmed when the next month's index is announced.

2) Since 2010, KOSTAT has revised weights on an annual basis. The table shows weights revised in 2024.

Source: The Bank of Korea.

# 8. 가 <sup>1)</sup>

2020=100

|                 | All items | Raw materials |        |                   |                 |                     |        |
|-----------------|-----------|---------------|--------|-------------------|-----------------|---------------------|--------|
|                 |           | Domestic      | Import | For manufacturing | For crude fuels | Other raw materials |        |
| 가 <sup>2)</sup> | 1,000.00  | 87.52         | 20.24  | 67.28             | 54.30           | 17.55               | 15.66  |
| 2008            | 98.41     | 129.43        | 68.11  | 146.09            | 132.97          | 130.02              | 79.16  |
| 2009            | 96.67     | 110.43        | 70.58  | 121.45            | 111.82          | 112.70              | 85.26  |
| 2010            | 101.34    | 127.32        | 74.66  | 141.74            | 129.45          | 134.01              | 85.54  |
| 2011            | 109.53    | 159.84        | 80.75  | 181.46            | 164.50          | 160.03              | 87.17  |
| 2012            | 110.02    | 164.61        | 83.22  | 186.81            | 169.48          | 165.25              | 87.98  |
| 2013            | 106.56    | 152.56        | 83.36  | 171.68            | 158.11          | 146.89              | 90.41  |
| 2014            | 104.43    | 142.23        | 83.51  | 158.80            | 146.85          | 137.92              | 91.87  |
| 2015            | 97.75     | 100.73        | 81.18  | 107.13            | 99.57           | 112.76              | 92.91  |
| 2016            | 95.16     | 85.34         | 83.74  | 86.86             | 84.46           | 90.43               | 91.63  |
| 2017            | 99.10     | 104.77        | 91.27  | 109.90            | 102.13          | 122.93              | 98.93  |
| 2018            | 102.12    | 120.23        | 94.81  | 129.66            | 119.61          | 132.26              | 96.62  |
| 2019            | 102.35    | 119.65        | 93.72  | 129.30            | 118.69          | 133.31              | 98.23  |
| 2020            | 100.00    | 100.00        | 100.00 | 100.00            | 100.00          | 100.00              | 100.00 |
| 2021            | 108.62    | 131.44        | 109.46 | 137.87            | 133.20          | 126.29              | 115.94 |
| 2022            | 122.52    | 188.14        | 112.08 | 212.54            | 184.55          | 231.33              | 129.17 |
| 2023            | 121.69    | 168.42        | 114.98 | 183.92            | 169.70          | 185.49              | 134.43 |
| 2022. 8         | 124.41    | 199.17        | 115.87 | 226.02            | 198.21          | 231.19              | 132.17 |
| 9               | 125.56    | 204.29        | 116.33 | 232.76            | 200.44          | 256.09              | 127.35 |
| 10              | 125.97    | 200.94        | 111.07 | 230.21            | 194.36          | 266.72              | 126.59 |
| 11              | 123.98    | 191.57        | 109.22 | 218.24            | 184.89          | 253.24              | 128.77 |
| 12              | 121.86    | 179.16        | 112.70 | 200.19            | 172.29          | 235.41              | 132.63 |
| 2023. 1         | 120.69    | 165.47        | 112.70 | 180.81            | 157.04          | 213.59              | 131.42 |
| 2               | 121.51    | 167.71        | 112.44 | 184.09            | 164.66          | 201.20              | 131.38 |
| 3               | 122.52    | 172.94        | 112.51 | 191.50            | 172.24          | 204.31              | 131.68 |
| 4               | 122.26    | 168.95        | 111.37 | 186.36            | 168.69          | 197.27              | 129.41 |
| 5               | 122.03    | 172.89        | 113.21 | 191.08            | 174.36          | 197.44              | 131.53 |
| 6               | 120.36    | 159.79        | 112.07 | 173.06            | 158.20          | 182.68              | 129.34 |
| 7               | 119.91    | 158.05        | 115.34 | 169.08            | 156.04          | 173.50              | 135.30 |
| 8               | 121.49    | 166.51        | 120.70 | 178.51            | 166.50          | 174.44              | 144.01 |
| 9               | 122.49    | 172.32        | 121.12 | 186.52            | 177.51          | 169.52              | 144.31 |
| 10              | 123.29    | 177.89        | 116.49 | 196.61            | 190.16          | 167.54              | 136.78 |
| 11              | 121.98    | 171.03        | 114.24 | 187.94            | 180.40          | 167.82              | 132.22 |
| 12              | 121.75    | 167.53        | 117.51 | 181.45            | 170.55          | 176.51              | 135.81 |
| 2024. 1         | 122.43    | 165.77        | 120.58 | 177.53            | 165.33          | 178.20              | 140.77 |
| 2               | 122.98    | 167.76        | 121.09 | 180.13            | 167.55          | 180.16              | 142.06 |
| 3               | 123.25    | 168.80        | 122.25 | 181.03            | 169.29          | 178.06              | 143.69 |
| 4               | 124.47    | 173.26        | 119.57 | 188.58            | 176.37          | 181.72              | 141.24 |
| 5               | 124.77    | 176.33        | 116.21 | 194.44            | 185.76          | 173.69              | 136.07 |
| 6               | 124.79    | 173.51        | 113.81 | 191.59            | 182.11          | 174.29              | 132.88 |
| 7               | 125.04    | 172.96        | 115.24 | 190.16            | 180.78          | 173.63              | 134.63 |
| 8               | 124.40    | 172.37        | 119.34 | 187.44            | 177.61          | 172.10              | 142.08 |
| 9               | 123.45    | 166.27        | 124.01 | 176.66            | 166.53          | 168.30              | 148.36 |

: 1)

2) 2010 가 , 2024 가

: 가

## 8. Domestic Supply Price Index <sup>1)</sup>

2020=100

| Intermediate goods and services |        |                   |                  |                              |                              |        | Weight <sup>2)</sup> |
|---------------------------------|--------|-------------------|------------------|------------------------------|------------------------------|--------|----------------------|
| Domestic                        | Import | For manufacturing | For construction | For processed fuels & energy | Other intermediate materials |        |                      |
| 619.92                          | 521.84 | 98.08             | 309.85           | 49.73                        | 59.16                        | 201.17 |                      |
| 101.88                          | 98.09  | 118.15            | 111.92           | 94.00                        | 103.97                       | 82.90  | 2008                 |
| 100.17                          | 95.83  | 118.10            | 109.67           | 94.97                        | 95.79                        | 88.62  | 2009                 |
| 104.32                          | 100.62 | 120.44            | 113.91           | 98.34                        | 105.28                       | 88.93  | 2010                 |
| 112.76                          | 109.04 | 129.04            | 124.11           | 104.97                       | 122.68                       | 92.02  | 2011                 |
| 112.16                          | 109.02 | 126.09            | 120.70           | 105.58                       | 130.88                       | 93.57  | 2012                 |
| 108.17                          | 106.35 | 116.51            | 114.19           | 102.31                       | 130.37                       | 93.03  | 2013                 |
| 105.37                          | 104.69 | 108.47            | 109.50           | 100.04                       | 128.14                       | 93.64  | 2014                 |
| 98.55                           | 98.34  | 99.56             | 101.19           | 96.01                        | 104.19                       | 94.07  | 2015                 |
| 95.39                           | 95.15  | 96.55             | 97.12            | 93.86                        | 93.85                        | 94.46  | 2016                 |
| 99.40                           | 99.37  | 99.59             | 101.71           | 98.68                        | 102.77                       | 95.88  | 2017                 |
| 102.10                          | 101.54 | 105.05            | 104.33           | 101.32                       | 111.35                       | 97.48  | 2018                 |
| 101.98                          | 101.35 | 105.30            | 103.07           | 101.26                       | 111.65                       | 98.78  | 2019                 |
| 100.00                          | 100.00 | 100.00            | 100.00           | 100.00                       | 100.00                       | 100.00 | 2020                 |
| 109.46                          | 108.43 | 114.84            | 112.47           | 119.12                       | 112.27                       | 103.12 | 2021                 |
| 122.86                          | 119.52 | 140.51            | 127.52           | 137.32                       | 156.97                       | 107.66 | 2022                 |
| 122.18                          | 120.46 | 130.86            | 122.89           | 139.92                       | 164.27                       | 109.94 | 2023                 |
| 124.01                          | 120.45 | 142.92            | 128.02           | 138.78                       | 163.53                       | 108.59 | 8. 2022              |
| 124.90                          | 120.58 | 147.99            | 129.59           | 138.62                       | 165.55                       | 108.66 | 9                    |
| 125.77                          | 121.63 | 147.80            | 129.65           | 138.94                       | 175.88                       | 108.90 | 10                   |
| 124.17                          | 121.29 | 139.33            | 126.73           | 138.80                       | 172.86                       | 108.89 | 11                   |
| 122.37                          | 120.38 | 132.59            | 123.94           | 138.05                       | 167.01                       | 108.84 | 12                   |
| 121.76                          | 120.61 | 127.22            | 122.22           | 139.06                       | 168.50                       | 109.05 | 1. 2023              |
| 122.49                          | 120.78 | 131.14            | 123.65           | 139.50                       | 167.28                       | 109.24 | 2                    |
| 123.31                          | 120.90 | 135.93            | 125.12           | 140.00                       | 167.48                       | 109.37 | 3                    |
| 123.15                          | 120.68 | 136.13            | 125.14           | 140.51                       | 162.53                       | 109.75 | 4                    |
| 122.30                          | 119.90 | 134.88            | 124.11           | 140.73                       | 156.91                       | 109.86 | 5                    |
| 121.12                          | 119.49 | 129.35            | 121.62           | 140.63                       | 157.17                       | 110.00 | 6                    |
| 120.50                          | 119.49 | 125.20            | 120.15           | 140.44                       | 157.84                       | 110.22 | 7                    |
| 121.66                          | 120.39 | 127.80            | 121.59           | 140.48                       | 163.19                       | 110.42 | 8                    |
| 122.55                          | 121.07 | 129.90            | 122.77           | 140.15                       | 168.31                       | 110.28 | 9                    |
| 123.19                          | 121.10 | 133.93            | 123.94           | 139.57                       | 169.60                       | 110.32 | 10                   |
| 122.16                          | 120.61 | 129.91            | 122.34           | 139.07                       | 167.06                       | 110.25 | 11                   |
| 121.93                          | 120.51 | 128.89            | 122.01           | 138.88                       | 165.36                       | 110.46 | 12                   |
| 122.69                          | 120.99 | 131.24            | 122.85           | 139.71                       | 166.53                       | 111.00 | 1. 2024              |
| 123.19                          | 121.38 | 132.36            | 123.56           | 140.24                       | 166.91                       | 111.22 | 2                    |
| 123.50                          | 121.72 | 132.60            | 124.11           | 140.32                       | 167.28                       | 111.28 | 3                    |
| 124.73                          | 122.28 | 137.55            | 126.22           | 140.63                       | 167.77                       | 111.62 | 4                    |
| 124.88                          | 122.44 | 137.63            | 126.48           | 140.98                       | 167.11                       | 111.71 | 5                    |
| 125.15                          | 122.52 | 138.89            | 127.12           | 140.95                       | 165.74                       | 111.82 | 6                    |
| 125.45                          | 122.82 | 139.29            | 127.37           | 140.44                       | 167.69                       | 112.08 | 7                    |
| 124.45                          | 122.11 | 136.65            | 125.78           | 139.87                       | 166.05                       | 111.91 | 8                    |
| 123.48                          | 121.43 | 133.99            | 124.54           | 139.92                       | 162.00                       | 111.71 | 9                    |

Note: 1) This month's index is provisional and will be confirmed when the next month's index is announced.

2) Since 2010, KOSTAT has revised weights on an annual basis. The table shows weights revised in 2024.

Source: The Bank of Korea.

8. 가 ( )<sup>1)</sup>

2020=100

|                 | Final goods and services |        |                   |                   |                           |                               |                |        |
|-----------------|--------------------------|--------|-------------------|-------------------|---------------------------|-------------------------------|----------------|--------|
|                 | Domestic                 | Import | Capital equipment | Consumption goods | Durable consumption goods | Non-durable consumption goods | Final services |        |
| 가 <sup>2)</sup> | 292.56                   | 244.34 | 48.22             | 68.69             | 94.14                     | 33.24                         | 60.90          | 129.73 |
| 2008            | 86.58                    | 84.80  | 97.87             | 91.56             | 92.05                     | 115.55                        | 85.27          | -      |
| 2009            | 90.33                    | 86.69  | 112.28            | 99.41             | 94.57                     | 116.69                        | 88.01          | -      |
| 2010            | 92.13                    | 90.03  | 105.36            | 96.54             | 98.26                     | 115.05                        | 92.67          | 83.81  |
| 2011            | 95.01                    | 93.34  | 104.93            | 98.56             | 102.33                    | 113.61                        | 98.15          | 85.93  |
| 2012            | 96.46                    | 95.12  | 104.21            | 99.30             | 103.65                    | 111.90                        | 100.28         | 87.73  |
| 2013            | 95.83                    | 95.06  | 99.68             | 97.12             | 101.93                    | 108.77                        | 99.03          | 88.86  |
| 2014            | 96.50                    | 96.37  | 96.61             | 95.61             | 102.45                    | 107.83                        | 100.08         | 90.82  |
| 2015            | 96.40                    | 96.06  | 97.82             | 96.38             | 100.31                    | 105.69                        | 97.95          | 92.44  |
| 2016            | 96.98                    | 96.49  | 99.29             | 97.82             | 99.48                     | 103.75                        | 97.54          | 94.09  |
| 2017            | 97.75                    | 97.90  | 96.58             | 96.80             | 100.38                    | 102.60                        | 99.27          | 95.52  |
| 2018            | 98.50                    | 99.03  | 95.24             | 96.57             | 100.62                    | 101.03                        | 100.43         | 97.26  |
| 2019            | 99.49                    | 99.49  | 99.38             | 98.90             | 100.80                    | 101.20                        | 100.61         | 98.52  |
| 2020            | 100.00                   | 100.00 | 100.00            | 100.00            | 100.00                    | 100.00                        | 100.00         | 100.00 |
| 2021            | 102.41                   | 102.89 | 99.79             | 100.83            | 103.18                    | 99.49                         | 105.00         | 102.39 |
| 2022            | 108.76                   | 108.70 | 108.91            | 107.94            | 112.18                    | 101.97                        | 117.23         | 105.95 |
| 2023            | 111.25                   | 112.13 | 106.58            | 109.30            | 114.50                    | 100.70                        | 121.61         | 109.29 |
| 2022. 8         | 110.17                   | 110.07 | 110.51            | 108.72            | 114.10                    | 102.96                        | 119.60         | 107.12 |
| 9               | 110.99                   | 110.05 | 115.77            | 111.24            | 115.47                    | 103.92                        | 121.18         | 106.78 |
| 10              | 111.37                   | 110.28 | 116.92            | 112.30            | 115.84                    | 104.21                        | 121.59         | 106.92 |
| 11              | 110.07                   | 109.92 | 110.72            | 110.11            | 113.62                    | 101.51                        | 119.60         | 106.82 |
| 12              | 109.29                   | 109.88 | 105.94            | 108.40            | 112.07                    | 100.11                        | 117.98         | 107.09 |
| 2023. 1         | 109.50                   | 110.72 | 103.15            | 107.49            | 112.46                    | 99.93                         | 118.75         | 107.74 |
| 2               | 110.22                   | 111.10 | 105.52            | 108.47            | 113.21                    | 101.02                        | 119.27         | 108.33 |
| 3               | 110.73                   | 111.24 | 107.76            | 109.49            | 113.72                    | 101.49                        | 119.77         | 108.57 |
| 4               | 111.05                   | 111.50 | 108.39            | 110.00            | 113.77                    | 101.24                        | 120.04         | 108.96 |
| 5               | 111.18                   | 111.61 | 108.62            | 110.10            | 113.96                    | 101.24                        | 120.36         | 109.07 |
| 6               | 110.83                   | 111.73 | 106.00            | 108.99            | 113.54                    | 100.31                        | 120.27         | 109.17 |
| 7               | 110.99                   | 112.24 | 104.53            | 108.61            | 113.85                    | 100.09                        | 120.95         | 109.53 |
| 8               | 112.02                   | 113.01 | 106.79            | 109.47            | 116.04                    | 101.13                        | 123.86         | 109.83 |
| 9               | 112.31                   | 113.26 | 107.20            | 109.64            | 116.89                    | 100.69                        | 125.57         | 109.77 |
| 10              | 112.40                   | 113.04 | 108.82            | 110.41            | 116.19                    | 101.17                        | 124.10         | 110.08 |
| 11              | 111.71                   | 112.82 | 105.87            | 109.31            | 114.75                    | 99.85                         | 122.60         | 110.11 |
| 12              | 112.11                   | 113.23 | 106.27            | 109.56            | 115.59                    | 100.22                        | 123.74         | 110.29 |
| 2024. 1         | 113.13                   | 114.01 | 108.46            | 110.50            | 117.22                    | 101.27                        | 125.73         | 110.93 |
| 2               | 113.48                   | 114.28 | 109.10            | 110.77            | 117.77                    | 101.68                        | 126.38         | 111.16 |
| 3               | 113.49                   | 114.36 | 108.85            | 110.72            | 117.83                    | 101.31                        | 126.70         | 111.19 |
| 4               | 114.05                   | 114.45 | 111.60            | 112.12            | 118.20                    | 101.95                        | 126.91         | 111.43 |
| 5               | 114.13                   | 114.74 | 110.74            | 111.83            | 117.06                    | 101.38                        | 125.39         | 112.54 |
| 6               | 114.24                   | 114.67 | 111.72            | 112.58            | 116.72                    | 101.66                        | 124.66         | 112.63 |
| 7               | 114.48                   | 114.96 | 111.65            | 112.87            | 116.80                    | 102.20                        | 124.41         | 112.94 |
| 8               | 114.60                   | 115.53 | 109.64            | 111.95            | 117.57                    | 101.50                        | 126.15         | 113.17 |
| 9               | 114.70                   | 115.88 | 108.59            | 111.50            | 118.58                    | 101.14                        | 128.07         | 112.94 |

## 8. Domestic Supply Price Index (Cont'd) <sup>1)</sup>

2020=100

|        | ( + )    |        | Raw & intermediate materials(raw + intermediate) |                  |                    |                                    |                             |
|--------|----------|--------|--|------------------|--------------------|------------------------------------|-----------------------------|
|        | Domestic | Import | For manufacturing                                | For construction | For fuels & energy | Other raw & intermediate materials |                             |
| 707.44 | 542.08   | 165.36 | 364.16   | 49.73            | 76.72              | 216.84                             | <b>Weight <sup>2)</sup></b> |
| 107.20 | 99.33    | 130.15 | 114.34   | 93.72            | 109.63             | 82.76                              | 2008                        |
| 102.74 | 97.23    | 120.60 | 108.48   | 94.74            | 99.98              | 88.54                              | 2009                        |
| 108.94 | 102.12   | 129.87 | 115.21   | 98.20            | 111.33             | 88.85                              | 2010                        |
| 119.28 | 110.00   | 148.29 | 129.12   | 104.79           | 130.57             | 91.91                              | 2011                        |
| 117.37 | 108.22   | 146.11 | 127.07   | 105.41           | 137.91             | 93.46                              | 2012                        |
| 112.47 | 105.62   | 134.63 | 119.84   | 102.17           | 133.41             | 92.95                              | 2013                        |
| 108.88 | 104.02   | 124.98 | 114.24   | 99.93            | 129.97             | 93.58                              | 2014                        |
| 98.76  | 97.78    | 102.25 | 100.93   | 95.93            | 105.78             | 94.04                              | 2015                        |
| 94.49  | 94.73    | 93.97  | 95.51  | 93.85            | 93.60              | 94.42                              | 2016                        |
| 99.99  | 99.06    | 103.38 | 101.91   | 98.67            | 106.11             | 95.95                              | 2017                        |
| 104.11 | 101.28   | 113.94 | 107.04   | 101.35           | 115.15             | 97.47                              | 2018                        |
| 103.94 | 101.05   | 113.97 | 105.84   | 101.28           | 115.58             | 98.77                              | 2019                        |
| 100.00 | 100.00   | 100.00 | 100.00   | 100.00           | 100.00             | 100.00                             | 2020                        |
| 112.08 | 108.48   | 123.76 | 116.33   | 119.01           | 115.16             | 103.33                             | 2021                        |
| 130.21 | 119.24   | 167.56 | 137.66   | 137.16           | 171.61             | 108.02                             | 2022                        |
| 127.67 | 120.25   | 151.40 | 131.41   | 139.76           | 167.70             | 110.37                             | 2023                        |
| 132.38 | 120.28   | 173.93 | 140.28   | 138.61           | 176.90             | 108.99                             | 8. 2022                     |
| 133.70 | 120.42   | 179.65 | 141.96   | 138.46           | 183.33             | 108.97                             | 9                           |
| 134.15 | 121.24   | 178.62 | 141.04   | 138.76           | 193.73             | 109.20                             | 10                          |
| 131.75 | 120.85   | 168.80 | 137.05   | 138.63           | 188.69             | 109.22                             | 11                          |
| 128.85 | 120.09   | 157.98 | 132.66   | 137.89           | 180.54             | 109.24                             | 12                          |
| 127.02 | 120.32   | 147.87 | 129.37   | 138.90           | 177.02             | 109.36                             | 1. 2023                     |
| 127.90 | 120.46   | 151.66 | 131.53   | 139.34           | 173.41             | 109.55                             | 2                           |
| 129.13 | 120.58   | 157.41 | 133.72   | 139.83           | 174.24             | 109.68                             | 3                           |
| 128.62 | 120.33   | 155.86 | 133.35   | 140.34           | 168.88             | 109.91                             | 4                           |
| 128.21 | 119.65   | 156.56 | 133.06   | 140.57           | 164.53             | 110.12                             | 5                           |
| 125.90 | 119.20   | 146.76 | 128.96   | 140.47           | 161.57             | 110.12                             | 6                           |
| 125.16 | 119.33   | 142.58 | 127.37   | 140.28           | 160.12             | 110.68                             | 7                           |
| 127.02 | 120.41   | 147.49 | 129.86   | 140.32           | 164.47             | 111.39                             | 8                           |
| 128.37 | 121.07   | 151.60 | 132.20   | 139.99           | 167.41             | 111.27                             | 9                           |
| 129.48 | 120.93   | 157.73 | 134.68   | 139.41           | 167.99             | 110.87                             | 10                          |
| 127.90 | 120.37   | 152.07 | 132.12   | 138.91           | 166.08             | 110.53                             | 11                          |
| 127.37 | 120.40   | 149.23 | 130.70   | 138.72           | 166.62             | 110.93                             | 12                          |
| 127.89 | 120.98   | 149.53 | 130.87   | 139.55           | 167.90             | 111.73                             | 1. 2024                     |
| 128.54 | 121.36   | 151.17 | 131.77   | 140.08           | 168.62             | 112.02                             | 2                           |
| 128.94 | 121.74   | 151.63 | 132.46   | 140.16           | 168.44             | 112.16                             | 3                           |
| 130.48 | 122.18   | 157.57 | 135.20   | 140.47           | 169.62             | 112.33                             | 4                           |
| 130.90 | 122.19   | 159.59 | 136.50   | 140.81           | 167.37             | 112.11                             | 5                           |
| 130.87 | 122.19   | 159.50 | 136.69   | 140.79           | 166.44             | 112.03                             | 6                           |
| 131.11 | 122.54   | 159.29 | 136.75   | 140.27           | 167.82             | 112.37                             | 7                           |
| 130.13 | 122.00   | 156.56 | 134.95   | 139.70           | 166.20             | 112.65                             | 8                           |
| 128.67 | 121.53   | 151.13 | 132.54   | 139.76           | 162.24             | 112.84                             | 9                           |

# 9. 가 <sup>1)</sup>

가 가 ( F.O.B, C.I.F) . 210 , 237 , 가

2020 = 100

|                 | All items | Agricultural, forestry & marine products | Mining products | 가                         |                                   |                       |                                    |        |
|-----------------|-----------|--|-----------------|---------------------------|-----------------------------------|-----------------------|------------------------------------|--------|
|                 |           |  |                 | Food products & beverages | Fiber products & leather products | Wood & paper products | Coal products & petroleum products |        |
| 가               | 1,000.0   | 3.6                                      | -               | 996.4                     | 13.6                              | 18.3                  | 7.0                                | 118.7  |
| 2021            | 114.29    | 104.31                                   | -               | 114.33                    | 98.42                             | 103.98                | 103.50                             | 161.87 |
| 2022            | 133.31    | 119.39                                   | -               | 133.38                    | 110.36                            | 122.14                | 151.47                             | 278.31 |
| 2023            | 122.37    | 107.64                                   | -               | 122.45                    | 114.54                            | 119.21                | 152.19                             | 236.80 |
| 2023. 9         | 125.53    | 104.11                                   | -               | 125.63                    | 116.49                            | 121.11                | 143.40                             | 275.38 |
| 10              | 126.37    | 103.68                                   | -               | 126.49                    | 117.93                            | 122.42                | 147.52                             | 261.52 |
| 11              | 122.08    | 105.02                                   | -               | 122.17                    | 114.74                            | 119.06                | 143.25                             | 239.31 |
| 12              | 120.84    | 106.63                                   | -               | 120.91                    | 114.90                            | 117.58                | 143.37                             | 225.02 |
| 2024. 1         | 124.59    | 107.11                                   | -               | 124.67                    | 116.62                            | 119.07                | 143.20                             | 233.57 |
| 2               | 126.54    | 106.91                                   | -               | 126.64                    | 118.88                            | 120.58                | 143.48                             | 242.01 |
| 3               | 126.94    | 103.70                                   | -               | 127.05                    | 118.96                            | 121.18                | 145.31                             | 241.13 |
| 4               | 132.55    | 101.17                                   | -               | 132.69                    | 122.30                            | 123.61                | 148.86                             | 252.74 |
| 5               | 131.78    | 102.58                                   | -               | 131.91                    | 121.21                            | 123.40                | 146.35                             | 237.89 |
| 6               | 132.88    | 103.70                                   | -               | 133.00                    | 122.15                            | 124.61                | 142.47                             | 240.61 |
| 7               | 133.88    | 103.92                                   | -               | 134.02                    | 122.43                            | 124.66                | 140.13                             | 242.37 |
| 8               | 130.08    | 103.19                                   | -               | 130.21                    | 122.45                            | 121.80                | 139.27                             | 221.60 |
| 9 <sup>p)</sup> | 127.09    | 103.42                                   | -               | 127.20                    | 121.53                            | 120.27                | 137.86                             | 204.32 |
| 가               | 1,000.0   | 42.3                                     | 286.7           | 671.0                     | 41.3                              | 38.4                  | 13.8                               | 63.2   |
| 2021            | 117.63    | 113.53                                   | 145.51          | 109.53                    | 113.70                            | 101.60                | 121.19                             | 158.48 |
| 2022            | 148.10    | 136.16                                   | 223.85          | 126.45                    | 142.51                            | 113.09                | 149.18                             | 217.32 |
| 2023            | 136.04    | 123.74                                   | 191.41          | 120.32                    | 144.97                            | 111.63                | 128.03                             | 182.51 |
| 2023. 9         | 139.83    | 125.52                                   | 205.83          | 121.22                    | 148.39                            | 113.35                | 124.57                             | 197.25 |
| 10              | 141.07    | 126.59                                   | 205.99          | 122.76                    | 150.20                            | 114.55                | 128.26                             | 197.73 |
| 11              | 135.04    | 123.61                                   | 189.84          | 119.45                    | 146.09                            | 111.52                | 126.82                             | 185.55 |
| 12              | 132.89    | 122.79                                   | 180.41          | 119.28                    | 145.22                            | 111.21                | 126.72                             | 183.53 |
| 2024. 1         | 136.27    | 125.12                                   | 188.17          | 121.46                    | 149.40                            | 112.81                | 128.61                             | 190.63 |
| 2               | 137.63    | 125.91                                   | 192.23          | 122.11                    | 149.46                            | 111.88                | 128.60                             | 193.40 |
| 3               | 138.31    | 125.95                                   | 194.01          | 122.49                    | 149.05                            | 112.24                | 129.86                             | 197.17 |
| 4               | 143.57    | 131.09                                   | 204.69          | 126.21                    | 151.45                            | 114.89                | 135.22                             | 204.64 |
| 5               | 141.77    | 130.02                                   | 197.71          | 125.82                    | 150.67                            | 113.42                | 136.08                             | 197.74 |
| 6               | 142.64    | 132.43                                   | 198.63          | 126.58                    | 151.68                            | 114.23                | 138.86                             | 198.76 |
| 7               | 143.28    | 132.99                                   | 199.84          | 127.07                    | 154.63                            | 114.51                | 136.86                             | 200.45 |
| 8               | 138.23    | 129.60                                   | 185.12          | 124.68                    | 150.07                            | 114.42                | 132.02                             | 192.10 |
| 9 <sup>p)</sup> | 135.19    | 130.87                                   | 177.78          | 122.60                    | 149.08                            | 112.96                | 129.57                             | 184.92 |

: 1) 2010 가 , 2024 가  
: 가

## 9. Export and Import Price Indexes <sup>1)</sup>

The export and import price indexes are primarily compiled to measure the influence of export and import prices on domestic prices. The number of selected commodities is 210 items for export and 237 for imports. All prices are on a contract base and the terms of delivery are defined principally as F.O.B. for exports and C.I.F for imports.

2020=100

| Manufacturing products |                               |                           |                                |  |                      |                       |                     |                              |                 |
|------------------------|-------------------------------|---------------------------|--------------------------------|--|----------------------|-----------------------|---------------------|------------------------------|-----------------|
| Chemical products      | Non-metallic mineral products | 1<br>Basic metal products | 가<br>Fabricated metal products | ,<br>Computers, electronic & optical equipment | Electrical equipment | Machinery & equipment | Transport equipment | Other manufacturing products |                 |
| Export                 |                               |                           |                                |  |                      |                       |                     |                              |                 |
| 196.2                  | 7.5                           | 94.0                      | 16.5                           | 229.7  | 60.2                 | 102.7                 | 127.5               | 4.5                          | <b>Weight</b>   |
| 129.45                 | 99.77                         | 141.00                    | 109.26                         | 106.31   | 102.49               | 98.16                 | 98.50               | 98.90                        | 2021            |
| 152.15                 | 118.46                        | 161.72                    | 139.52                         | 104.93   | 117.22               | 110.97                | 110.61              | 118.73                       | 2022            |
| 136.65                 | 123.12                        | 146.47                    | 142.82                         | 85.55  | 121.92               | 115.09                | 114.79              | 124.13                       | 2023            |
| 139.67                 | 125.94                        | 144.75                    | 145.26                         | 84.48  | 123.23               | 116.92                | 116.58              | 126.20                       | 9. 2023         |
| 140.30                 | 127.74                        | 142.83                    | 146.44                         | 87.96  | 125.22               | 118.86                | 118.70              | 128.21                       | 10              |
| 134.54                 | 124.29                        | 140.46                    | 142.56                         | 86.41  | 122.31               | 116.05                | 115.50              | 124.39                       | 11              |
| 131.28                 | 120.15                        | 141.73                    | 142.79                         | 87.46  | 121.46               | 115.88                | 115.24              | 123.60                       | 12              |
| 133.93                 | 121.78                        | 143.86                    | 145.02                         | 93.54  | 124.33               | 117.50                | 116.59              | 125.45                       | 1. 2024         |
| 136.41                 | 122.36                        | 144.27                    | 145.47                         | 95.46  | 124.11               | 118.01                | 118.13              | 126.23                       | 2               |
| 138.00                 | 122.22                        | 142.62                    | 145.36                         | 96.39  | 123.86               | 118.08                | 118.12              | 126.13                       | 3               |
| 142.91                 | 125.39                        | 148.94                    | 149.89                         | 103.90   | 128.89               | 119.99                | 120.92              | 131.15                       | 4               |
| 142.61                 | 125.32                        | 151.89                    | 150.24                         | 103.86   | 128.25               | 119.87                | 121.56              | 130.92                       | 5               |
| 144.51                 | 126.58                        | 150.40                    | 151.31                         | 104.88   | 129.57               | 120.97                | 122.49              | 132.50                       | 6               |
| 144.83                 | 125.16                        | 149.21                    | 152.31                         | 107.05   | 130.63               | 121.49                | 123.42              | 132.82                       | 7               |
| 141.18                 | 122.78                        | 144.49                    | 149.79                         | 104.75   | 129.62               | 119.44                | 121.26              | 130.01                       | 8               |
| 137.40                 | 121.54                        | 143.42                    | 148.00                         | 102.84   | 128.20               | 118.07                | 119.72              | 128.16                       | 9 <sup>p)</sup> |
| Import                 |                               |                           |                                |  |                      |                       |                     |                              |                 |
| 113.4                  | 11.9                          | 81.5                      | 8.6                            | 146.5  | 37.0                 | 67.2                  | 35.4                | 12.8                         | <b>Weight</b>   |
| 111.28                 | 106.98                        | 130.42                    | 99.80                          | 99.53  | 96.53                | 97.88                 | 99.23               | 98.65                        | 2021            |
| 133.13                 | 126.79                        | 157.59                    | 118.45                         | 105.52   | 110.60               | 103.79                | 100.56              | 107.04                       | 2022            |
| 123.00                 | 127.34                        | 147.36                    | 113.13                         | 101.65   | 110.78               | 105.27                | 101.91              | 109.95                       | 2023            |
| 121.79                 | 127.61                        | 145.75                    | 113.40                         | 101.94   | 111.62               | 105.52                | 101.51              | 110.54                       | 9. 2023         |
| 124.25                 | 129.28                        | 146.38                    | 114.48                         | 104.55   | 111.10               | 106.06                | 101.97              | 112.53                       | 10              |
| 120.34                 | 126.05                        | 141.97                    | 111.03                         | 102.79   | 108.28               | 103.70                | 101.57              | 111.38                       | 11              |
| 119.11                 | 123.77                        | 142.42                    | 110.96                         | 103.27   | 108.13               | 104.48                | 101.88              | 111.49                       | 12              |
| 120.19                 | 125.58                        | 143.00                    | 111.15                         | 106.52   | 109.16               | 105.78                | 102.61              | 114.29                       | 1. 2024         |
| 121.68                 | 126.33                        | 143.72                    | 111.56                         | 107.64   | 109.29               | 105.45                | 101.62              | 113.37                       | 2               |
| 122.02                 | 125.52                        | 144.16                    | 111.45                         | 107.98   | 109.09               | 105.58                | 100.93              | 113.37                       | 3               |
| 124.68                 | 128.23                        | 153.26                    | 113.93                         | 112.11   | 110.66               | 107.54                | 101.29              | 114.86                       | 4               |
| 124.11                 | 127.98                        | 156.45                    | 113.72                         | 112.08   | 110.26               | 107.26                | 101.27              | 114.69                       | 5               |
| 125.80                 | 127.04                        | 155.68                    | 114.80                         | 112.83   | 110.84               | 107.99                | 101.54              | 115.27                       | 6               |
| 126.30                 | 127.45                        | 153.24                    | 114.63                         | 113.59   | 111.68               | 108.88                | 102.92              | 114.41                       | 7               |
| 124.45                 | 124.74                        | 147.35                    | 113.26                         | 111.45   | 110.81               | 109.35                | 102.87              | 113.49                       | 8               |
| 122.21                 | 123.02                        | 145.68                    | 111.93                         | 108.78   | 109.46               | 108.71                | 102.66              | 112.48                       | 9 <sup>p)</sup> |

Note: 1) Since 2010, KOSTAT has revised weights on an annual basis. The table shows weights revised in 2024.

Source: The Bank of Korea.

10. 가 1)

2020 = 100

|         | All items | Foods  | Excluding foods | Energy | Excluding energy | IT                       | IT           | Foods & energy | Excluding foods & energy |
|---------|-----------|--------|-----------------|--------|------------------|--------------------------|--------------|----------------|--------------------------|
|         |           |        |                 |        |                  | Informational technology | Excluding IT |                |                          |
| 가       | 1,000.0   | 14.9   | 985.1           | 93.9   | 906.1            | 226.0                    | 774.0        | 108.8          | 891.2                    |
| 2021    | 114.29    | 101.06 | 114.48          | 160.35 | 111.87           | 106.88                   | 117.55       | 147.58         | 112.02                   |
| 2022    | 133.31    | 113.58 | 133.60          | 295.62 | 124.54           | 105.42                   | 144.20       | 255.24         | 124.70                   |
| 2023    | 122.37    | 113.46 | 122.49          | 244.94 | 115.77           | 85.70                    | 136.69       | 216.09         | 115.78                   |
| 2023. 9 | 125.53    | 113.97 | 125.69          | 290.48 | 116.71           | 84.60                    | 141.61       | 251.07         | 116.72                   |
| 10      | 126.37    | 114.86 | 126.53          | 272.87 | 118.52           | 88.12                    | 141.33       | 237.80         | 118.56                   |
| 11      | 122.08    | 112.89 | 122.21          | 247.14 | 115.37           | 86.59                    | 135.92       | 217.61         | 115.37                   |
| 12      | 120.84    | 113.54 | 120.93          | 229.90 | 114.95           | 87.66                    | 133.70       | 204.59         | 114.94                   |
| 2024. 1 | 124.59    | 114.82 | 124.72          | 240.41 | 118.34           | 93.84                    | 136.31       | 212.98         | 118.37                   |
| 2       | 126.54    | 116.69 | 126.67          | 250.52 | 119.87           | 95.79                    | 138.23       | 221.20         | 119.89                   |
| 3       | 126.94    | 115.95 | 127.09          | 247.76 | 120.42           | 96.78                    | 138.37       | 218.91         | 120.47                   |
| 4       | 132.55    | 117.81 | 132.76          | 260.13 | 125.67           | 104.42                   | 142.98       | 228.87         | 125.78                   |
| 5       | 131.78    | 117.22 | 131.98          | 241.42 | 125.84           | 104.39                   | 141.90       | 214.35         | 125.95                   |
| 6       | 132.88    | 118.15 | 133.08          | 245.42 | 126.78           | 105.40                   | 142.99       | 217.64         | 126.88                   |
| 7       | 133.88    | 118.41 | 134.10          | 248.68 | 127.66           | 107.59                   | 143.46       | 220.22         | 127.78                   |
| 8       | 130.08    | 118.64 | 130.24          | 224.61 | 124.93           | 105.26                   | 139.09       | 201.79         | 125.00                   |
| 9 P)    | 127.09    | 118.14 | 127.19          | 203.97 | 122.85           | 103.32                   | 135.65       | 185.81         | 122.89                   |
| 가       | 1,000.0   | 73.9   | 926.1           | 281.4  | 718.6            | 132.7                    | 867.3        | 355.3          | 644.7                    |
| 2021    | 117.63    | 112.52 | 118.00          | 148.57 | 109.70           | 99.90                    | 120.83       | 139.75         | 109.42                   |
| 2022    | 148.10    | 138.45 | 148.84          | 239.71 | 124.94           | 105.96                   | 155.84       | 214.18         | 123.65                   |
| 2023    | 136.04    | 133.81 | 136.19          | 203.44 | 118.89           | 101.53                   | 142.35       | 186.16         | 117.46                   |
| 2023. 9 | 139.83    | 136.67 | 140.06          | 220.04 | 119.57           | 101.75                   | 146.85       | 199.13         | 117.93                   |
| 10      | 141.07    | 137.69 | 141.31          | 220.10 | 121.10           | 104.54                   | 147.78       | 199.46         | 119.51                   |
| 11      | 135.04    | 134.45 | 135.07          | 201.89 | 118.03           | 102.77                   | 140.90       | 185.19         | 116.46                   |
| 12      | 132.89    | 133.70 | 132.80          | 191.55 | 117.86           | 103.27                   | 138.21       | 177.40         | 116.35                   |
| 2024. 1 | 136.27    | 137.36 | 136.16          | 199.84 | 120.03           | 106.66                   | 141.57       | 184.50         | 118.37                   |
| 2       | 137.63    | 137.86 | 137.59          | 205.97 | 120.24           | 107.80                   | 142.98       | 189.13         | 118.56                   |
| 3       | 138.31    | 137.56 | 138.34          | 207.93 | 120.59           | 108.23                   | 143.68       | 190.47         | 118.98                   |
| 4       | 143.57    | 141.47 | 143.72          | 220.13 | 124.17           | 112.64                   | 149.11       | 200.52         | 122.52                   |
| 5       | 141.77    | 140.39 | 141.84          | 209.27 | 124.54           | 112.60                   | 146.94       | 192.25         | 123.04                   |
| 6       | 142.64    | 142.22 | 142.65          | 209.13 | 125.66           | 113.34                   | 147.84       | 192.64         | 124.09                   |
| 7       | 143.28    | 144.20 | 143.18          | 211.38 | 125.91           | 114.12                   | 148.45       | 194.84         | 124.16                   |
| 8       | 138.23    | 140.52 | 138.03          | 196.22 | 123.33           | 111.82                   | 142.87       | 182.72         | 121.69                   |
| 9 P)    | 135.19    | 140.80 | 134.71          | 187.07 | 121.77           | 108.91                   | 139.81       | 176.09         | 119.95                   |

: 1) 2010 가 , 2024 가  
:



## 10. Export and Import Price Indexes by Special Groups <sup>1)</sup>

2020=100

| By SITC             |                     |   |   |   |                                      |  |                                 |                                     |   |                 |
|---------------------|---------------------|---|---|---|--------------------------------------|--|---------------------------------|-------------------------------------|---|-----------------|
| Food & live animals | Beverages & tobacco | ( )<br>Inedible raw materials excluding fuels | Mineral fuels, lubricants & related materials | Animal & vegetable oils, fats and waxes | Chemicals & related products, n.e.c. | Manufactured goods classified by materials | Machinery & transport equipment | Miscellaneous manufactured articles | Commodities & transactions not classified |                 |
| <b>Export</b>       |                     |   |   |   |                                      |  |                                 |                                     |   |                 |
| 14.9                | 2.3                 | 2.0   | 118.7   | -                                       | 196.2                                | 135.9                                      | 495.9                           | 32.6                                | 1.5                                       | <b>Weight</b>   |
| 101.06              | 92.95               | 144.52  | 161.87  | -                                       | 129.45                               | 128.64                                     | 102.89                          | 100.34                              | 98.63                                     | 2021            |
| 113.58              | 106.83              | 187.56  | 278.30  | -                                       | 152.14                               | 151.32                                     | 109.02                          | 115.67                              | 110.78                                    | 2022            |
| 113.46              | 111.87              | 185.49  | 236.80  | -                                       | 136.65                               | 141.28                                     | 101.72                          | 117.77                              | 121.55                                    | 2023            |
| 113.97              | 113.91              | 175.62  | 275.38  | -                                       | 139.67                               | 140.57                                     | 102.02                          | 118.74                              | 122.15                                    | 9. 2023         |
| 114.86              | 115.73              | 159.02  | 261.52  | -                                       | 140.30                               | 140.12                                     | 104.89                          | 119.94                              | 123.71                                    | 10              |
| 112.89              | 112.28              | 145.56  | 239.31  | -                                       | 134.54                               | 137.37                                     | 102.58                          | 117.62                              | 124.58                                    | 11              |
| 113.54              | 111.73              | 148.81  | 225.02  | -                                       | 131.28                               | 137.69                                     | 102.96                          | 117.23                              | 126.82                                    | 12              |
| 114.82              | 114.30              | 158.35  | 233.57  | -                                       | 133.93                               | 139.51                                     | 107.04                          | 120.06                              | 128.99                                    | 1. 2024         |
| 116.69              | 115.00              | 158.88  | 242.01  | -                                       | 136.41                               | 140.10                                     | 108.50                          | 120.49                              | 129.67                                    | 2               |
| 115.95              | 114.91              | 160.76  | 241.13  | -                                       | 138.00                               | 139.04                                     | 108.98                          | 120.47                              | 137.54                                    | 3               |
| 117.81              | 118.12              | 160.55  | 252.74  | -                                       | 142.91                               | 144.30                                     | 114.41                          | 124.64                              | 152.96                                    | 4               |
| 117.22              | 117.92              | 171.10  | 237.89  | -                                       | 142.61                               | 146.01                                     | 114.45                          | 124.58                              | 153.74                                    | 5               |
| 118.15              | 119.19              | 175.76  | 240.61  | -                                       | 144.51                               | 145.13                                     | 115.52                          | 125.47                              | 153.69                                    | 6               |
| 118.41              | 119.47              | 170.27  | 242.37  | -                                       | 144.83                               | 144.24                                     | 117.12                          | 125.73                              | 158.53                                    | 7               |
| 118.64              | 116.95              | 159.44  | 221.60  | -                                       | 141.18                               | 140.32                                     | 114.94                          | 124.08                              | 159.97                                    | 8               |
| 118.14              | 115.27              | 159.03  | 204.32  | -                                       | 137.40                               | 139.00                                     | 113.19                          | 122.96                              | 164.03                                    | 9 <sup>P)</sup> |
| <b>Import</b>       |                     |   |   |   |                                      |  |                                 |                                     |   |                 |
| 72.0                | 3.9                 | 53.2  | 314.2   | 3.7                                     | 113.4                                | 113.5                                      | 249.1                           | 76.3                                | 0.7                                       | <b>Weight</b>   |
| 111.66              | 102.91              | 131.43  | 150.50  | 150.53                                  | 111.28                               | 121.69                                     | 98.65                           | 98.50                               | 98.37                                     | 2021            |
| 138.12              | 109.15              | 140.32  | 237.79  | 189.07                                  | 133.13                               | 146.52                                     | 104.74                          | 107.38                              | 110.70                                    | 2022            |
| 134.08              | 113.51              | 126.50  | 201.22  | 155.75                                  | 123.01                               | 137.46                                     | 102.89                          | 109.28                              | 121.08                                    | 2023            |
| 136.99              | 115.49              | 127.79  | 217.69  | 155.00                                  | 121.80                               | 136.68                                     | 103.06                          | 110.29                              | 122.12                                    | 9. 2023         |
| 138.89              | 116.03              | 130.08  | 217.65  | 145.20                                  | 124.26                               | 137.47                                     | 104.59                          | 111.66                              | 123.88                                    | 10              |
| 135.23              | 114.22              | 127.43  | 199.99  | 143.56                                  | 120.35                               | 133.37                                     | 102.75                          | 109.56                              | 123.50                                    | 11              |
| 134.32              | 115.16              | 126.01  | 190.95  | 139.99                                  | 119.12                               | 133.13                                     | 103.23                          | 109.59                              | 125.12                                    | 12              |
| 137.46              | 120.78              | 130.00  | 199.10  | 141.29                                  | 120.20                               | 133.98                                     | 105.53                          | 111.18                              | 127.11                                    | 1. 2024         |
| 137.95              | 120.78              | 125.96  | 204.76  | 137.54                                  | 121.69                               | 133.96                                     | 105.91                          | 111.44                              | 127.38                                    | 2               |
| 137.56              | 121.06              | 126.12  | 207.26  | 139.44                                  | 122.03                               | 134.38                                     | 106.03                          | 111.50                              | 133.59                                    | 3               |
| 142.08              | 123.13              | 128.00  | 218.96  | 135.16                                  | 124.69                               | 141.54                                     | 108.98                          | 113.52                              | 145.65                                    | 4               |
| 141.05              | 123.57              | 137.31  | 208.38  | 134.07                                  | 124.12                               | 143.27                                     | 108.84                          | 113.21                              | 150.41                                    | 5               |
| 142.50              | 124.66              | 142.72  | 208.36  | 137.25                                  | 125.81                               | 142.90                                     | 109.52                          | 113.93                              | 150.41                                    | 6               |
| 144.35              | 125.47              | 138.35  | 210.85  | 138.38                                  | 126.31                               | 141.28                                     | 110.59                          | 113.68                              | 155.19                                    | 7               |
| 140.36              | 123.72              | 129.90  | 196.64  | 135.01                                  | 124.46                               | 136.51                                     | 109.43                          | 113.47                              | 156.54                                    | 8               |
| 140.70              | 123.01              | 129.75  | 187.70  | 135.31                                  | 122.22                               | 135.25                                     | 107.59                          | 112.48                              | 160.57                                    | 9 <sup>P)</sup> |

Note: 1) Since 2010, KOSTAT has revised weights on an annual basis. The table shows weights revised in 2024.

Source: The Bank of Korea.

# 11. 가 가

2020=100

|          | 가 가 Price index of commodities received by farmer |        |       |                     |            |        |                    |                     |
|----------|---|--------|-------|---------------------|------------|--------|--------------------|---------------------|
|          | All commodities                                   | Grains | Rice  | Fruits & vegetables | Vegetables | Fruits | Livestock products | Other farm products |
| 2018     | 92.7  | 92.7   | 87.0  | 88.5                | 93.5       | 82.2   | 95.4               | 99.7                |
| 2019     | 93.2  | 96.0   | 95.2  | 87.6                | 85.7       | 89.9   | 95.7               | 100.1               |
| 2020     | 100.0   | 100.0  | 100.0 | 100.0               | 100.0      | 100.0  | 100.0              | 100.0               |
| 2021     | 110.6   | 107.9  | 108.1 | 105.3               | 106.8      | 102.8  | 115.0              | 116.3               |
| 2022     | 107.7   | 93.5   | 90.3  | 108.4               | 113.4      | 99.6   | 109.5              | 125.1               |
| 2023     | 108.7   | 95.4   | 89.9  | 120.2               | 123.9      | 113.7  | 101.8              | 122.3               |
| 2018.3/4 | 92.0  | 88.5   | 88.4  | 87.4                | 97.0       | 75.7   | 99.4               | 91.7                |
| 4/4      | 93.3  | 95.2   | 93.3  | 87.5                | 99.2       | 73.0   | 97.0               | 98.7                |
| 2019.1/4 | 95.4  | 100.9  | 94.4  | 91.3                | 93.7       | 88.3   | 93.4               | 105.4               |
| 2/4      | 92.4  | 101.0  | 95.0  | 82.3                | 71.7       | 95.5   | 96.2               | 97.6                |
| 3/4      | 86.7  | 88.2   | 94.0  | 76.9                | 80.1       | 73.1   | 95.7               | 89.6                |
| 4/4      | 92.3  | 94.9   | 98.1  | 83.5                | 100.8      | 61.9   | 97.3               | 102.2               |
| 2020.1/4 | 95.9  | 104.0  | 109.3 | 88.8                | 95.8       | 76.5   | 95.8               | 104.6               |
| 2/4      | 97.3  | 100.0  | 96.6  | 93.2                | 80.8       | 114.9  | 100.6              | 92.7                |
| 3/4      | 104.7   | 97.1   | 95.4  | 113.5               | 117.8      | 106.0  | 101.9              | 101.2               |
| 4/4      | 102.2   | 101.0  | 101.9 | 103.0               | 117.5      | 77.6   | 101.7              | 103.3               |
| 2021.1/4 | 117.4   | 114.5  | 114.3 | 128.6               | 148.9      | 93.1   | 108.6              | 120.0               |
| 2/4      | 112.6   | 112.7  | 110.2 | 106.5               | 93.7       | 128.9  | 118.2              | 110.8               |
| 3/4      | 111.5   | 103.3  | 109.3 | 107.1               | 106.9      | 107.3  | 119.9              | 109.7               |
| 4/4      | 105.0   | 99.6   | 101.2 | 94.1                | 104.7      | 75.7   | 113.1              | 119.6               |
| 2022.1/4 | 107.9   | 104.8  | 106.4 | 102.9               | 110.5      | 89.6   | 106.6              | 135.0               |
| 2/4      | 110.5   | 95.5   | 87.2  | 112.0               | 112.2      | 111.8  | 113.5              | 122.5               |
| 3/4      | 112.6   | 88.4   | 82.7  | 125.0               | 133.5      | 110.1  | 110.2              | 126.4               |
| 4/4      | 102.4   | 89.6   | 88.5  | 100.3               | 117.0      | 71.3   | 107.6              | 113.0               |
| 2023.1/4 | 104.6   | 85.8   | 81.8  | 112.4               | 130.8      | 80.3   | 98.1               | 139.5               |
| 2/4      | 106.4   | 99.9   | 87.0  | 112.2               | 107.4      | 120.7  | 102.7              | 114.0               |
| 3/4      | 112.3   | 100.4  | 95.7  | 130.9               | 126.0      | 139.3  | 101.3              | 116.2               |
| 4/4      | 112.1   | 94.8   | 94.4  | 128.5               | 137.2      | 113.4  | 105.3              | 117.2               |
| 2024.1/4 | 124.5   | 94.6   | 90.5  | 164.5               | 162.7      | 167.8  | 100.6              | 140.9               |
| 2/4      | 115.4   | 102.7  | 94.5  | 138.1               | 121.8      | 166.4  | 102.0              | 116.8               |
| 3/4      | 113.6   | 92.2   | 90.5  | 134.9               | 134.6      | 135.4  | 104.9              | 117.4               |

:

## 11. Price Indexes of Commodities Received and Paid by Farmers

2020=100

| 가 가             |                      | Price index of commodities paid by farmer |                         |             |                               |          |  |
|-----------------|----------------------|---|-------------------------|-------------|-------------------------------|----------|--|
| All commodities | 가<br>Household goods | Material cost                             | Farm wages &<br>charges | Expenditure | Visible assets<br>expenditure |          |  |
| 96.6            | 98.6                 | 91.1                                      | 92.4                    | 99.4        | 98.6                          | 2018     |  |
| 98.1            | 98.9                 | 93.9                                      | 96.3                    | 103.2       | 99.3                          | 2019     |  |
| 100.0           | 100.0                | 100.0                                     | 100.0                   | 100.0       | 100.0                         | 2020     |  |
| 105.0           | 102.5                | 108.4                                     | 108.9                   | 107.3       | 103.4                         | 2021     |  |
| 120.1           | 107.4                | 145.8                                     | 122.9                   | 133.1       | 99.1                          | 2022     |  |
| 120.4           | 111.2                | 141.4                                     | 132.1                   | 127.3       | 98.2                          | 2023     |  |
| 96.8            | 99.0                 | 91.0                                      | 93.4                    | 99.1        | 98.5                          | 3/4.2018 |  |
| 97.5            | 98.9                 | 91.0                                      | 94.2                    | 104.3       | 99.0                          | 4/4      |  |
| 97.2            | 98.7                 | 91.7                                      | 94.6                    | 100.8       | 100.4                         | 1/4.2019 |  |
| 98.4            | 99.0                 | 94.7                                      | 96.2                    | 103.0       | 99.4                          | 2/4      |  |
| 98.3            | 98.9                 | 94.7                                      | 97.1                    | 103.1       | 99.4                          | 3/4      |  |
| 98.7            | 99.2                 | 94.7                                      | 97.3                    | 105.9       | 98.1                          | 4/4      |  |
| 100.0           | 99.8                 | 98.2                                      | 97.1                    | 106.8       | 98.0                          | 1/4.2020 |  |
| 99.3            | 99.5                 | 99.6                                      | 99.4                    | 97.0        | 101.0                         | 2/4      |  |
| 100.5           | 100.4                | 101.1                                     | 100.4                   | 99.4        | 101.3                         | 3/4      |  |
| 100.1           | 100.3                | 101.1                                     | 103.1                   | 96.8        | 99.8                          | 4/4      |  |
| 102.0           | 101.7                | 102.2                                     | 102.8                   | 101.2       | 103.3                         | 1/4.2021 |  |
| 103.8           | 102.1                | 105.4                                     | 108.1                   | 104.9       | 104.0                         | 2/4      |  |
| 106.5           | 102.8                | 112.2                                     | 111.2                   | 108.6       | 105.4                         | 3/4      |  |
| 107.8           | 103.6                | 113.9                                     | 113.4                   | 114.7       | 101.1                         | 4/4      |  |
| 115.1           | 105.2                | 137.6                                     | 113.8                   | 121.7       | 98.6                          | 1/4.2022 |  |
| 120.2           | 107.2                | 143.7                                     | 122.4                   | 137.0       | 100.8                         | 2/4      |  |
| 122.7           | 108.5                | 149.2                                     | 127.1                   | 140.4       | 99.8                          | 3/4      |  |
| 122.5           | 108.7                | 152.8                                     | 128.4                   | 133.2       | 97.3                          | 4/4      |  |
| 119.9           | 109.9                | 144.8                                     | 129.4                   | 124.6       | 95.7                          | 1/4.2023 |  |
| 119.5           | 110.5                | 140.8                                     | 132.4                   | 124.4       | 97.6                          | 2/4      |  |
| 120.6           | 111.8                | 140.9                                     | 133.0                   | 125.7       | 99.5                          | 3/4      |  |
| 121.7           | 112.6                | 139.1                                     | 133.5                   | 134.3       | 99.7                          | 4/4      |  |
| 120.5           | 113.7                | 134.9                                     | 133.8                   | 129.8       | 98.4                          | 1/4.2024 |  |
| 120.6           | 113.8                | 132.8                                     | 136.1                   | 132.6       | 99.4                          | 2/4      |  |
| 120.3           | 114.2                | 131.4                                     | 136.3                   | 131.1       | 99.6                          | 3/4      |  |

## 12. 가 가

2020=100

|          | 가                      |                                  |                        |                                  |                  |                       |               |                        |                       |  |
|----------|------------------------|----------------------------------|------------------------|----------------------------------|------------------|-----------------------|---------------|------------------------|-----------------------|--|
|          | All commodities        | Food and non-alcoholic beverages | Bread and cereals      | Meat                             | Fish and seafood | Milk, cheese and eggs | Oils and fats | Fruit                  | Vegetables & seaweeds | Sugar, jam, honey, chocolate and confectionery |
|          |                        |                                  |                        |                                  |                  |                       |               |                        |                       |  |
| 2020     | 100.0                  | 100.0                            | 100.0                  | 100.0                            | 100.0            | 100.0                 | 100.0         | 100.0                  | 100.0                 | 100.0  |
| 2021     | 105.0                  | 106.1                            | 106.3                  | 108.4                            | 101.5            | 111.4                 | 107.2         | 111.2                  | 104.7                 | 100.8  |
| 2022     | 120.1                  | 112.2                            | 110.6                  | 116.7                            | 105.4            | 114.5                 | 134.2         | 118.8                  | 110.0                 | 108.4  |
| 2023     | 120.4                  | 118.0                            | 116.9                  | 115.9                            | 111.9            | 122.9                 | 151.1         | 130.1                  | 114.4                 | 117.9  |
| 2020.4/4 | 100.1                  | 102.6                            | 102.0                  | 102.8                            | 101.0            | 100.6                 | 102.0         | 106.3                  | 103.8                 | 100.8  |
| 2021.1/4 | 102.0                  | 105.1                            | 104.3                  | 102.4                            | 102.0            | 108.5                 | 104.0         | 110.6                  | 113.9                 | 99.7   |
| 2/4      | 103.8                  | 105.4                            | 106.3                  | 106.1                            | 101.8            | 112.2                 | 106.7         | 112.5                  | 101.3                 | 99.9   |
| 3/4      | 106.5                  | 106.5                            | 107.0                  | 111.1                            | 100.4            | 113.1                 | 105.7         | 111.8                  | 101.4                 | 101.1  |
| 4/4      | 107.8                  | 107.4                            | 107.5                  | 113.9                            | 101.9            | 111.8                 | 112.2         | 110.1                  | 102.4                 | 102.6  |
| 2022.1/4 | 115.1                  | 109.4                            | 108.5                  | 112.2                            | 103.3            | 111.5                 | 121.4         | 120.8                  | 106.2                 | 103.8  |
| 2/4      | 120.2                  | 111.2                            | 109.8                  | 118.4                            | 105.0            | 113.9                 | 130.0         | 120.2                  | 99.8                  | 108.2  |
| 3/4      | 122.7                  | 114.7                            | 110.6                  | 119.0                            | 104.5            | 114.2                 | 140.6         | 121.4                  | 125.9                 | 108.9  |
| 4/4      | 122.5                  | 113.6                            | 113.6                  | 117.0                            | 109.1            | 118.2                 | 144.6         | 112.8                  | 108.2                 | 112.8  |
| 2023.1/4 | 119.9                  | 115.7                            | 115.2                  | 113.6                            | 111.7            | 120.9                 | 149.8         | 118.5                  | 115.4                 | 115.1  |
| 2/4      | 119.5                  | 115.8                            | 116.1                  | 116.0                            | 112.3            | 121.5                 | 148.0         | 119.9                  | 105.5                 | 118.5  |
| 3/4      | 120.6                  | 119.7                            | 117.2                  | 117.1                            | 111.0            | 122.0                 | 150.0         | 138.9                  | 119.8                 | 118.7  |
| 4/4      | 121.7                  | 120.9                            | 119.4                  | 116.9                            | 112.5            | 127.3                 | 156.7         | 143.0                  | 116.9                 | 119.3  |
| 2024.1/4 | 120.5                  | 123.4                            | 118.7                  | 114.2                            | 113.7            | 126.9                 | 153.9         | 162.9                  | 127.1                 | 119.4  |
| 2/4      | 120.6                  | 121.7                            | 117.9                  | 114.7                            | 111.8            | 126.5                 | 160.2         | 164.6                  | 112.2                 | 119.6  |
| 3/4      | 120.3                  | 123.1                            | 117.8                  | 118.2                            | 111.1            | 126.8                 | 159.6         | 153.0                  | 125.7                 | 120.1  |
|          | 가 Household goods      |                                  |                        |                                  |                  |                       |               |                        |                       |  |
|          | Recreation and culture | Education                        | Restaurants and hotels | Miscellaneous goods and services | Material cost    | Seeds                 | Fertilizers   | Agricultural chemicals | Feeds                 | Agricultural material                          |
| 2020     | 100.0                  | 100.0                            | 100.0                  | 100.0                            | 100.0            | 100.0                 | 100.0         | 100.0                  | 100.0                 | 100.0  |
| 2021     | 100.4                  | 100.8                            | 102.7                  | 102.0                            | 108.4            | 101.6                 | 107.5         | 101.6                  | 111.2                 | 110.1  |
| 2022     | 103.2                  | 102.1                            | 110.6                  | 108.4                            | 145.8            | 109.1                 | 249.6         | 109.5                  | 135.3                 | 141.8  |
| 2023     | 106.2                  | 104.1                            | 117.4                  | 115.1                            | 141.4            | 107.2                 | 194.7         | 122.7                  | 138.4                 | 145.6  |
| 2020.4/4 | 100.0                  | 100.0                            | 100.4                  | 100.3                            | 101.1            | 103.5                 | 100.0         | 100.0                  | 101.3                 | 100.0  |
| 2021.1/4 | 99.9                   | 100.4                            | 101.1                  | 101.4                            | 102.2            | 98.7                  | 100.9         | 101.6                  | 103.3                 | 101.9  |
| 2/4      | 100.2                  | 100.9                            | 102.1                  | 102.2                            | 105.4            | 100.9                 | 100.9         | 101.6                  | 108.7                 | 101.9  |
| 3/4      | 100.8                  | 101.0                            | 103.2                  | 102.2                            | 112.2            | 103.5                 | 114.0         | 101.6                  | 114.9                 | 118.4  |
| 4/4      | 100.5                  | 101.0                            | 104.5                  | 102.3                            | 113.9            | 103.3                 | 114.0         | 101.6                  | 118.0                 | 118.4  |
| 2022.1/4 | 101.7                  | 101.5                            | 107.1                  | 105.8                            | 137.6            | 105.8                 | 251.1         | 109.5                  | 121.2                 | 139.9  |
| 2/4      | 102.7                  | 102.1                            | 109.6                  | 107.5                            | 143.7            | 110.3                 | 251.1         | 109.5                  | 131.0                 | 140.0  |
| 3/4      | 104.2                  | 102.5                            | 112.2                  | 109.4                            | 149.2            | 110.3                 | 248.1         | 109.5                  | 141.1                 | 143.8  |
| 4/4      | 104.3                  | 102.5                            | 113.5                  | 110.8                            | 152.8            | 109.9                 | 248.1         | 109.5                  | 147.7                 | 143.8  |
| 2023.1/4 | 105.7                  | 103.5                            | 115.3                  | 113.6                            | 144.8            | 105.4                 | 211.4         | 122.5                  | 140.7                 | 145.8  |
| 2/4      | 106.2                  | 104.3                            | 117.2                  | 115.0                            | 140.8            | 105.4                 | 189.2         | 122.5                  | 139.1                 | 145.9  |
| 3/4      | 106.6                  | 104.4                            | 118.2                  | 115.8                            | 140.9            | 109.1                 | 189.2         | 123.1                  | 138.4                 | 145.9  |
| 4/4      | 106.5                  | 104.4                            | 118.8                  | 115.8                            | 139.1            | 108.8                 | 189.2         | 122.5                  | 135.4                 | 145.0  |
| 2024.1/4 | 107.1                  | 105.0                            | 119.8                  | 119.1                            | 134.9            | 114.2                 | 166.3         | 126.9                  | 132.2                 | 141.1  |
| 2/4      | 107.6                  | 105.7                            | 120.8                  | 120.1                            | 132.8            | 114.2                 | 158.1         | 126.7                  | 130.5                 | 141.1  |
| 3/4      | 107.7                  | 106.3                            | 121.5                  | 120.1                            | 131.4            | 113.8                 | 158.1         | 126.7                  | 128.1                 | 141.1  |

:

## 12. Price Indexes of Commodities Paid by Farmers (By Classification)

2020=100

| Household goods        |                          |   |                                       |                          |  |   |        |           |               |           |
|------------------------|--------------------------|---|---------------------------------------|--------------------------|--|---|--------|-----------|---------------|-----------|
| Food products<br>n.e.c | Coffee, tea<br>and cocoa | Mineral waters, soft<br>drinks, fruit and<br>vegetable juices | Alcoholic<br>beverages and<br>tobacco | Clothing<br>and footwear | Housing,<br>water,<br>electricity and<br>other fuels | 가<br>가<br>Furnishings,<br>household<br>equipment &<br>routine<br>household<br>maintenance | Health | Transport | Communication |           |
| 100.0                  | 100.0                    | 100.0   | 100.0                                 | 100.0                    | 100.0  | 100.0   | 100.0  | 100.0     | 100.0         | 2020      |
| 104.8                  | 101.1                    | 102.8   | 100.4                                 | 100.6                    | 101.6  | 101.8   | 99.9   | 106.4     | 99.1          | 2021      |
| 110.1                  | 108.8                    | 108.0   | 102.6                                 | 103.7                    | 107.2  | 106.7   | 100.8  | 116.8     | 100.0         | 2022      |
| 116.0                  | 120.7                    | 114.0   | 103.5                                 | 110.8                    | 112.8  | 112.6   | 102.4  | 112.9     | 100.9         | 2023      |
| 103.9                  | 100.2                    | 101.2   | 100.0                                 | 100.3                    | 100.3  | 100.3   | 99.5   | 99.0      | 96.1          | 4/4. 2020 |
| 104.3                  | 100.2                    | 102.5   | 100.1                                 | 100.2                    | 100.8  | 100.7   | 100.3  | 102.8     | 99.3          | 1/4. 2021 |
| 105.3                  | 100.1                    | 102.2   | 100.4                                 | 100.3                    | 101.4  | 100.7   | 99.9   | 105.0     | 99.0          | 2/4       |
| 105.0                  | 101.2                    | 102.0   | 100.7                                 | 100.4                    | 101.2  | 102.3   | 99.8   | 107.6     | 98.9          | 3/4       |
| 104.7                  | 103.0                    | 104.6   | 100.5                                 | 101.3                    | 103.1  | 103.7   | 99.7   | 110.2     | 99.2          | 4/4       |
| 106.7                  | 106.4                    | 106.4   | 101.4                                 | 102.0                    | 104.3  | 104.5   | 100.7  | 112.5     | 99.6          | 1/4. 2022 |
| 108.8                  | 109.6                    | 108.1   | 102.9                                 | 102.9                    | 106.3  | 106.5   | 100.6  | 120.9     | 99.8          | 2/4       |
| 110.4                  | 108.8                    | 108.2   | 103.1                                 | 103.6                    | 107.4  | 107.5   | 100.7  | 118.9     | 100.0         | 3/4       |
| 114.5                  | 110.6                    | 109.2   | 103.0                                 | 106.3                    | 110.7  | 108.4   | 101.1  | 114.7     | 100.7         | 4/4       |
| 115.6                  | 118.9                    | 112.7   | 103.2                                 | 108.0                    | 112.2  | 110.9   | 102.3  | 111.6     | 100.7         | 1/4. 2023 |
| 115.4                  | 120.7                    | 114.1   | 103.3                                 | 110.5                    | 112.8  | 112.5   | 102.2  | 111.1     | 100.7         | 2/4       |
| 116.1                  | 121.1                    | 114.2   | 103.4                                 | 111.7                    | 112.5  | 113.3   | 102.6  | 113.5     | 100.8         | 3/4       |
| 116.7                  | 122.1                    | 115.0   | 104.4                                 | 112.9                    | 113.8  | 113.8   | 102.7  | 115.2     | 101.2         | 4/4       |
| 116.8                  | 121.9                    | 113.8   | 104.3                                 | 113.4                    | 114.2  | 114.1   | 104.1  | 113.4     | 101.2         | 1/4. 2024 |
| 116.9                  | 122.0                    | 112.8   | 104.3                                 | 113.9                    | 114.5  | 114.4   | 104.3  | 115.1     | 101.2         | 2/4       |
| 118.3                  | 125.3                    | 113.8   | 104.3                                 | 114.2                    | 114.4  | 115.2   | 104.4  | 115.4     | 101.3         | 3/4       |

| Farm wages &<br>charges | Expenditure | Agricultural<br>lighting and<br>heating<br>expenditure | Rent  | Farm work<br>commission | Sales material | Visible assets<br>expenditure | Purchase of<br>vehicles | 가     | Purchase of<br>livestock |           |
|-------------------------|-------------|--|-------|-------------------------|----------------|-------------------------------|-------------------------|-------|--------------------------|-----------|
|                         |             |  |       |                         |                |                               |                         | 가     |                          |           |
| 100.0                   | 100.0       | 100.0  | 100.0 | 100.0                   | 100.0          | 100.0                         | 100.0                   | 100.0 | 100.0                    | 2020      |
| 108.9                   | 107.3       | 127.1  | 101.8 | 95.3                    | 98.4           | 103.4                         | 99.5                    | 113.2 | 113.2                    | 2021      |
| 122.9                   | 133.1       | 201.7  | 103.8 | 95.2                    | 121.9          | 99.1                          | 99.6                    | 98.0  | 98.0                     | 2022      |
| 132.1                   | 127.3       | 173.7  | 111.1 | 94.6                    | 126.1          | 98.2                          | 100.4                   | 92.5  | 92.5                     | 2023      |
| 103.1                   | 96.8        | 93.0   | 101.5 | 95.0                    | 98.4           | 99.8                          | 99.4                    | 100.6 | 100.6                    | 4/4. 2020 |
| 102.8                   | 101.2       | 107.4  | 101.5 | 95.1                    | 98.4           | 103.3                         | 99.6                    | 112.4 | 112.4                    | 1/4. 2021 |
| 108.1                   | 104.9       | 118.9  | 101.8 | 95.4                    | 98.4           | 104.0                         | 99.4                    | 115.5 | 115.5                    | 2/4       |
| 111.2                   | 108.6       | 130.9  | 102.1 | 95.4                    | 98.4           | 105.4                         | 99.6                    | 119.8 | 119.8                    | 3/4       |
| 113.4                   | 114.7       | 151.4  | 101.9 | 95.2                    | 98.4           | 101.1                         | 99.5                    | 104.9 | 104.9                    | 4/4       |
| 113.8                   | 121.7       | 171.0  | 102.0 | 95.2                    | 108.3          | 98.6                          | 99.8                    | 95.7  | 95.7                     | 1/4. 2022 |
| 122.4                   | 137.0       | 220.1  | 103.5 | 95.2                    | 108.3          | 100.8                         | 98.9                    | 105.6 | 105.6                    | 2/4       |
| 127.1                   | 140.4       | 219.7  | 104.9 | 95.2                    | 135.5          | 99.8                          | 99.4                    | 100.6 | 100.6                    | 3/4       |
| 128.4                   | 133.2       | 196.0  | 104.8 | 95.2                    | 135.5          | 97.3                          | 100.1                   | 90.4  | 90.4                     | 4/4       |
| 129.4                   | 124.6       | 169.3  | 105.1 | 95.2                    | 129.9          | 95.7                          | 100.3                   | 84.5  | 84.5                     | 1/4. 2023 |
| 132.4                   | 124.4       | 167.8  | 105.9 | 95.2                    | 129.9          | 97.6                          | 100.3                   | 90.9  | 90.9                     | 2/4       |
| 133.0                   | 125.7       | 174.4  | 106.5 | 95.2                    | 122.2          | 99.5                          | 100.3                   | 97.7  | 97.7                     | 3/4       |
| 133.5                   | 134.3       | 183.5  | 126.8 | 92.9                    | 122.2          | 99.7                          | 100.9                   | 96.9  | 96.9                     | 4/4       |
| 133.8                   | 129.8       | 168.4  | 126.9 | 92.9                    | 122.2          | 98.4                          | 101.1                   | 91.8  | 91.8                     | 1/4. 2024 |
| 136.1                   | 132.6       | 177.4  | 127.3 | 92.9                    | 122.2          | 99.4                          | 101.1                   | 95.3  | 95.3                     | 2/4       |
| 136.3                   | 131.1       | 171.9  | 127.6 | 92.9                    | 122.2          | 99.6                          | 101.1                   | 95.9  | 95.9                     | 3/4       |

Source: Statistics Korea.

### 13. 가 가 Price Indexes of Commodities Received by Farmers (By Classification)

2020=100

|          | All commodities | Grains |        |                        |                      | Vegetables | Leafy vegetables | Root vegetables |
|----------|-----------------|--------|--------|------------------------|----------------------|------------|------------------|-----------------|
|          |                 | Rice   | Barley | Pulses / other cereals | Root and tuber crops |            |                  |                 |
| 2020     | 100.0           | 100.0  | 100.0  | 100.0                  | 100.0                | 100.0      | 100.0            | 100.0           |
| 2021     | 110.6           | 108.1  | 89.6   | 114.5                  | 106.2                | 106.8      | 91.7             | 64.0            |
| 2022     | 107.7           | 90.3   | 90.1   | 102.0                  | 110.8                | 113.4      | 108.9            | 106.2           |
| 2023     | 108.7           | 89.9   | 89.8   | 108.4                  | 126.2                | 123.9      | 106.1            | 99.4            |
| 2020.4/4 | 102.2           | 101.9  | 92.9   | 108.7                  | 89.5                 | 117.5      | 85.6             | 96.2            |
| 2021.1/4 | 117.4           | 114.3  | 88.6   | 122.8                  | 118.3                | 148.9      | 87.0             | 62.4            |
| 2/4      | 112.6           | 110.2  | 91.1   | 131.4                  | 121.0                | 93.7       | 66.4             | 57.3            |
| 3/4      | 111.5           | 109.3  | 88.8   | 75.7                   | 93.3                 | 106.9      | 129.5            | 71.2            |
| 4/4      | 105.0           | 101.2  | 89.8   | 114.8                  | 74.9                 | 104.7      | 89.1             | 64.5            |
| 2022.1/4 | 107.9           | 106.4  | 90.7   | 110.6                  | 92.1                 | 110.5      | 98.1             | 49.2            |
| 2/4      | 110.5           | 87.2   | 88.7   | 96.6                   | 161.4                | 112.2      | 86.8             | 74.5            |
| 3/4      | 112.6           | 82.7   | 90.8   | 103.5                  | 115.3                | 133.5      | 173.1            | 162.8           |
| 4/4      | 102.4           | 88.5   | 88.9   | 101.7                  | 84.9                 | 117.0      | 84.0             | 136.9           |
| 2023.1/4 | 104.6           | 81.8   | 88.2   | 94.7                   | 105.5                | 130.8      | 102.3            | 94.0            |
| 2/4      | 106.4           | 87.0   | 90.7   | 112.9                  | 190.2                | 107.4      | 80.9             | 98.3            |
| 3/4      | 112.3           | 95.7   | 89.9   | 122.0                  | 118.0                | 126.0      | 152.7            | 138.7           |
| 4/4      | 112.1           | 94.4   | 90.0   | 101.2                  | 93.2                 | 137.2      | 89.4             | 72.5            |
| 2024.1/4 | 124.5           | 90.5   | 90.7   | 107.5                  | 114.2                | 162.7      | 120.3            | 77.2            |
| 2/4      | 115.4           | 94.5   | 94.1   | 123.6                  | 146.6                | 121.8      | 101.1            | 129.6           |
| 3/4      | 113.6           | 90.5   | 96.8   | 99.4                   | 95.5                 | 134.6      | 202.3            | 189.4           |

|           | Fruits and vegetables |                     |        | Livestock products |       |                          | Other farm products |              |                    |
|-----------|-----------------------|---------------------|--------|--------------------|-------|--------------------------|---------------------|--------------|--------------------|
|           | Condiment vegetables  | Fruiting vegetables | Fruits | 가                  |       | Other livestock products | Special crops       | Floriculture | Secondary products |
| Livestock |                       |                     |        |                    |       |                          |                     |              |                    |
| 2020      | 100.0                 | 100.0               | 100.0  | 100.0              | 100.0 | 100.0                    | 100.0               | 100.0        | 100.0              |
| 2021      | 126.2                 | 101.0               | 102.8  | 115.0              | 110.6 | 123.3                    | 115.4               | 120.0        | 98.0               |
| 2022      | 116.7                 | 113.1               | 99.6   | 109.5              | 103.7 | 120.4                    | 117.3               | 143.9        | 110.5              |
| 2023      | 131.6                 | 126.6               | 113.7  | 101.8              | 90.4  | 123.4                    | 113.4               | 142.1        | 121.8              |
| 2020.4/4  | 146.6                 | 108.5               | 77.6   | 101.7              | 101.2 | 102.6                    | 104.3               | 101.5        | 101.5              |
| 2021.1/4  | 221.8                 | 122.7               | 93.1   | 108.6              | 100.7 | 123.5                    | 116.1               | 131.1        | 95.1               |
| 2/4       | 105.6                 | 97.8                | 128.9  | 118.2              | 114.4 | 125.3                    | 107.8               | 118.8        | 95.1               |
| 3/4       | 129.4                 | 84.0                | 107.3  | 119.9              | 115.8 | 127.7                    | 117.2               | 94.6         | 95.1               |
| 4/4       | 99.8                  | 118.0               | 75.7   | 113.1              | 111.3 | 116.5                    | 113.5               | 134.6        | 106.8              |
| 2022.1/4  | 81.5                  | 143.3               | 89.6   | 106.6              | 101.6 | 115.9                    | 124.9               | 160.2        | 106.8              |
| 2/4       | 136.8                 | 105.6               | 111.8  | 113.5              | 108.4 | 123.1                    | 119.1               | 131.5        | 106.8              |
| 3/4       | 139.1                 | 111.7               | 110.1  | 110.2              | 105.1 | 119.9                    | 123.9               | 134.0        | 106.8              |
| 4/4       | 131.1                 | 116.4               | 71.3   | 107.6              | 99.6  | 122.7                    | 97.2                | 147.3        | 121.5              |
| 2023.1/4  | 120.4                 | 152.9               | 80.3   | 98.1               | 87.3  | 118.3                    | 123.4               | 177.2        | 121.5              |
| 2/4       | 117.0                 | 110.5               | 120.7  | 102.7              | 91.9  | 123.1                    | 107.9               | 126.9        | 121.5              |
| 3/4       | 129.1                 | 112.6               | 139.3  | 101.3              | 90.5  | 121.6                    | 115.0               | 118.3        | 121.5              |
| 4/4       | 158.0                 | 144.5               | 113.4  | 105.3              | 91.9  | 130.5                    | 104.4               | 145.0        | 122.9              |
| 2024.1/4  | 159.6                 | 188.5               | 167.8  | 100.6              | 86.4  | 127.4                    | 123.5               | 181.5        | 122.9              |
| 2/4       | 121.7                 | 128.9               | 166.4  | 102.0              | 88.6  | 127.4                    | 114.9               | 120.6        | 122.9              |
| 3/4       | 130.9                 | 107.3               | 135.4  | 104.9              | 93.4  | 126.5                    | 114.9               | 122.3        | 122.9              |

Source: Statistics Korea.

## XII. 국민계정

### National Accounts

1. 경제활동별 국내총생산 성장기여도  
(2020 지수기준년 연쇄가격, 원계열) ..... 271
2. 경제활동별 국내총생산 및 국민총소득  
(당해년가격, 원계열) ..... 272
3. 경제활동별 국내총생산 및 국민총소득  
(2020 지수기준년 연쇄가격, 원계열) ..... 274
4. 경제활동별 국내총생산 및 국민총소득  
(당해년가격, 계절조정) ..... 276
5. 경제활동별 국내총생산 및 국민총소득  
(2020 지수기준년 연쇄가격, 계절조정) ..... 278
6. 경제활동별 국내총생산 및 국민총소득  
(전기비, 2020 지수기준년 연쇄가격, 계절조정) ..... 280
7. 경제활동별 국내총생산(디플레이터, 지수, 원계열) ..... 282
8. 총저축과 총투자(당해년가격, 원계열) ..... 284

## 주요 용어 해설 (Explanation of Terms)

### XII-1. 국내총생산(Gross domestic product : GDP)

- 국내총생산(GDP)은 한 나라의 역 내에서 가계, 기업, 정부 등 모든 경제주체가 일정기간 동안 생산한 재화 및 서비스의 부가가치를 시장가격으로 평가하여 합산한 것으로 여기에는 비거주자가 제공한 노동, 자본 등 생산요소에 의하여 창출된 것도 포함되어 있음

### XII-1. 부가가치(Value added)

- 기업이 산업활동을 한 결과, 생산물의 원래의 가치 등에 새로 더해진 가치

### XII-2. 국민총소득(Gross national income: GNI)

- 국민총소득(GNI)은 한나라의 국민이 국내외 생산 활동에 참가한 대가로 받은 소득의 합계로서 이 지표에는 자국민(거주자)이 국외로부터 받은 소득(국외수취요소소득)은 포함되는 반면 국내 총생산 중에서 외국인(비거주자)에게 지급한 소득(국외지급요소소득)은 제외됨

### XII-2. 당해년가격(At current prices)

- 그 해 생산물에 그 해의 가격을 적용한 명목가격임. 국민소득은 각 생산물에 단위당 부가가치를 곱하여 화폐금액으로 표시한 다음 이를 합계하여 추계하고 있는데, 당해년가격의 경우 매년 가격과 생산량이 바뀌게 되어 생산물 수량과 물가의 변동이 혼합되어 나타나게 됨

### XII-7. 경제활동별 국내총생산 디플레이터(GDP by kind of economic activity deflator)

- GDP 디플레이터는 명목 GDP를 실질 GDP로 나누어 사후적으로 계산하는 값. GDP추계시에는 생산자물가지수(PPI)나 소비자물가지수(CPI) 뿐만 아니라 수출입물가지수, 임금, 환율 등 각종 가격지수가 종합적으로 이용됨. GDP 디플레이터는 국민소득에 영향을 주는 모든 물가요인을 포괄하는 종합적인 물가지수로서 GDP라는 상품의 가격수준을 나타냄. 따라서 GDP 디플레이터는 생산자물가지수나 소비자물가지수와 함께 국민경제 전체의 물가수준을 나타내는 지표로 사용됨

$$\text{GDP 디플레이터} = (\text{명목 GDP} / \text{실질 GDP}) \times 100$$

### XII-8. 국민총처분가능소득(Gross national disposable income)

- 소비율, 투자율, 저축률 등의 산정에 이용되는 지표로서 소비나 저축으로 자유로이 처분할 수 있는 총소득으로 GNI에 국외순수취경상이전을 더하여 산출하며 일반적으로 명목지표만 편제



#### XII-8. 총고정자본형성(Gross fixed capital formation)

- 회계기간중 고정자산 취득액(처분액 차감) 외에 제도단위의 생산적 활동에 의해 이루어진 유형고정자산의 가치 증가액을 포함하며 국민소득 통계상 국민총지출을 구성하는 한 항목임. 기업에서는 지속적인 생산능력을 유지하고 경쟁력을 확보하기 위해 노후설비를 새로운 설비로 대체하거나 신규사업에의 진출을 위해 공장도 짓고 기계도 구입하는데 이러한 경제활동은 당해 연도의 이익만을 위한 것이 아니고 미래의 지속적인 수입의 보장 등 장기적인 안목에서 이루어지고 있음. 이렇게 여러 회계연도에 걸쳐 생산에 이용되는 재화를 자본재라고 하며, 생산주체에 의한 자본재 구입을 총고정자본형성이라 함



1. (2020 가 , )<sup>1)</sup>  
 Contributions to Growth in Real GDP by Kind of Economic Activity  
 (At Chained 2020 Prices, Original Series)

: %p

In %p

|           | ( 가 )                                   |                                   |                      |  | , 가 <sup>2)</sup>                 |                              |   |   |                                  |
|-----------|---|-----------------------------------|----------------------|--|-----------------------------------|------------------------------|---|---|----------------------------------|
|           | Gross domestic product at market prices | Agriculture, forestry and fishing | Mining and quarrying | Manufacturing                                      | Electricity, gas and water supply | Construction                 | Wholesale and retail trade, accommodation and food services | Transportation and storage                    | Finance and insurance            |
| 2017      | 3.4                                     | 0.0                               | 0.0                  | 1.2  | 0.1                               | 0.3                          | 0.3   | 0.1   | 0.2                              |
| 2018      | 3.2                                     | 0.0                               | 0.0                  | 0.9  | 0.0                               | -0.1                         | 0.3   | 0.2   | 0.3                              |
| 2019      | 2.3                                     | 0.0                               | 0.0                  | 0.1  | 0.1                               | -0.1                         | 0.4   | 0.1   | 0.2                              |
| 2020      | -0.7                                    | -0.1                              | 0.0                  | -0.5   | 0.1                               | 0.0                          | -0.5  | -0.5  | 0.5                              |
| 2021      | 4.6                                     | 0.1                               | 0.0                  | 1.7  | 0.0                               | 0.0                          | 0.2   | 0.3   | 0.4                              |
| 2022      | 2.7                                     | 0.0                               | 0.0                  | 0.6  | 0.1                               | 0.0                          | 0.6   | 0.5   | 0.2                              |
| 2023      | 1.4                                     | 0.0                               | 0.0                  | 0.4  | 0.0                               | 0.2                          | -0.1  | 0.5   | 0.1                              |
| 2021. 4/4 | 4.3                                     | 0.1                               | 0.0                  | 0.6  | 0.0                               | 0.1                          | 0.6   | 0.4   | 0.3                              |
| 2022. 1/4 | 3.5                                     | 0.0                               | 0.0                  | 1.1  | -0.1                              | -0.1                         | 0.4   | 0.3   | 0.3                              |
| 2/4       | 3.0                                     | 0.0                               | 0.0                  | 1.0  | 0.1                               | -0.1                         | 0.6   | 0.5   | 0.2                              |
| 3/4       | 3.4                                     | 0.0                               | 0.0                  | 1.1  | 0.1                               | 0.1                          | 0.8   | 0.5   | 0.0                              |
| 4/4       | 1.1                                     | 0.0                               | 0.0                  | -0.5   | 0.1                               | 0.2                          | 0.5   | 0.5   | 0.1                              |
| 2023. 1/4 | 1.1                                     | 0.0                               | 0.0                  | -0.8   | -0.2                              | 0.2                          | 0.8   | 0.2   | 0.0                              |
| 2/4       | 1.0                                     | 0.0                               | 0.0                  | 0.2  | -0.1                              | 0.2                          | -0.2  | 0.5   | 0.1                              |
| 3/4       | 1.4                                     | 0.0                               | 0.0                  | 0.5  | 0.1                               | 0.3                          | -0.4  | 0.6   | 0.2                              |
| 4/4       | 2.1                                     | -0.2                              | 0.0                  | 1.8  | 0.1                               | 0.0                          | -0.6  | 0.6   | -0.1                             |
| 2024. 1/4 | 3.3                                     | 0.0                               | 0.0                  | 1.6  | 0.2                               | 0.1                          | -0.2  | 0.5   | 0.1                              |
| 2/4       | 2.3                                     | 0.0                               | 0.0                  | 1.2  | 0.1                               | 0.0                          | -0.1  | 0.3   | 0.2                              |
| 3/4       | 1.5                                     | 0.0                               | 0.0                  | 0.8  | 0.0                               | -0.3                         | -0.2  | 0.3   | 0.2                              |
|           | Real estate                             | Information and communication     | Business activities  | Public administration, defence and social security | Education                         | Human health and social work | Cultural and other services                                 | 가가 ( 가 )<br>Gross value added at basic prices | Taxes less subsidies on products |
| 2017      | 0.2                                     | 0.2                               | 0.1                  | 0.1  | 0.0                               | 0.3                          | 0.0   | 3.2   | 0.2                              |
| 2018      | 0.2                                     | 0.2                               | 0.3                  | 0.2  | 0.1                               | 0.4                          | 0.1   | 3.1   | 0.1                              |
| 2019      | 0.1                                     | 0.2                               | 0.3                  | 0.2  | 0.1                               | 0.5                          | 0.1   | 2.3   | 0.1                              |
| 2020      | 0.3                                     | 0.2                               | 0.0                  | 0.2  | -0.1                              | 0.1                          | -0.5  | -0.8  | 0.1                              |
| 2021      | 0.1                                     | 0.4                               | 0.1                  | 0.2  | 0.2                               | 0.3                          | 0.1   | 4.2   | 0.4                              |
| 2022      | -0.1                                    | 0.1                               | 0.2                  | 0.2  | 0.1                               | 0.3                          | 0.2   | 2.9   | -0.2                             |
| 2023      | 0.0                                     | 0.0                               | 0.1                  | 0.1  | 0.0                               | 0.2                          | 0.2   | 1.8   | -0.4                             |
| 2021. 4/4 | 0.0                                     | 0.5                               | 0.1                  | 0.2  | 0.3                               | 0.4                          | 0.2   | 3.9   | 0.4                              |
| 2022. 1/4 | -0.2                                    | 0.2                               | 0.3                  | 0.2  | 0.2                               | 0.4                          | 0.1   | 3.4   | 0.1                              |
| 2/4       | -0.2                                    | 0.2                               | 0.3                  | 0.2  | 0.2                               | 0.4                          | 0.2   | 3.4   | -0.3                             |
| 3/4       | -0.1                                    | 0.1                               | 0.1                  | 0.2  | 0.1                               | 0.2                          | 0.3   | 3.5   | -0.1                             |
| 4/4       | 0.0                                     | -0.1                              | 0.1                  | 0.2  | 0.1                               | 0.2                          | 0.1   | 1.6   | -0.4                             |
| 2023. 1/4 | 0.0                                     | 0.2                               | 0.1                  | 0.2  | 0.1                               | 0.3                          | 0.3   | 1.4   | -0.3                             |
| 2/4       | 0.0                                     | -0.1                              | 0.1                  | 0.2  | 0.1                               | 0.2                          | 0.2   | 1.4   | -0.4                             |
| 3/4       | 0.0                                     | 0.0                               | 0.1                  | 0.1  | 0.0                               | 0.2                          | 0.1   | 1.9   | -0.5                             |
| 4/4       | 0.0                                     | 0.1                               | 0.2                  | 0.1  | 0.0                               | 0.3                          | 0.1   | 2.2   | -0.1                             |
| 2024. 1/4 | 0.1                                     | 0.2                               | 0.1                  | 0.1  | 0.0                               | 0.2                          | 0.1   | 3.1   | 0.1                              |
| 2/4       | 0.2                                     | 0.0                               | 0.0                  | 0.2  | 0.0                               | 0.1                          | 0.1   | 2.2   | 0.1                              |
| 3/4       | 0.1                                     | 0.0                               | 0.0                  | 0.1  | 0.0                               | 0.2                          | 0.0   | 1.4   | 0.1                              |

: 1) 2023

2)

:

Note: 1) Since 2023, figures are preliminary.

2) Waste management and remediation activities are included.

Source: The Bank of Korea.

## 2. ( 가 , )

1)

: 10

|           | ( 가 )                                   | Agriculture, forestry and fishing | Mining and quarrying | Manufacturing | , 가 <sup>2)</sup>                 |
|-----------|---|-----------------------------------|----------------------|---------------|-----------------------------------|
|           | Gross domestic product at market prices |                                   |                      |               | Electricity, gas and water supply |
| 2016      | 1,833,026.6                             | 31,884.7                          | 2,223.6              | 504,320.5     | 46,710.1                          |
| 2017      | 1,934,233.9                             | 33,171.0                          | 2,214.1              | 542,209.1     | 41,815.5                          |
| 2018      | 2,006,974.5                             | 32,098.1                          | 1,997.7              | 557,281.1     | 36,799.1                          |
| 2019      | 2,040,594.3                             | 30,749.6                          | 1,883.9              | 538,108.3     | 38,151.4                          |
| 2020      | 2,058,466.5                             | 32,481.6                          | 1,737.2              | 529,030.9     | 45,605.3                          |
| 2021      | 2,221,912.9                             | 36,998.4                          | 1,843.5              | 583,209.6     | 37,579.5                          |
| 2022      | 2,323,781.5                             | 33,656.4                          | 1,807.8              | 615,749.6     | 16,493.8                          |
| 2023      | 2,401,189.4                             | 34,325.0                          | 2,261.3              | 614,873.4     | 42,538.6                          |
| 2021. 3/4 | 568,371.7                               | 8,842.4                           | 411.7                | 154,601.1     | 8,813.9                           |
| 4/4       | 589,685.1                               | 11,014.8                          | 503.3                | 151,010.1     | 6,994.5                           |
| 2022. 1/4 | 553,664.8                               | 6,805.0                           | 438.9                | 150,185.1     | 4,912.6                           |
| 2/4       | 581,793.9                               | 9,210.2                           | 485.3                | 156,947.9     | 4,751.9                           |
| 3/4       | 588,594.0                               | 8,009.9                           | 388.2                | 158,711.3     | 2,725.7                           |
| 4/4       | 599,728.8                               | 9,631.3                           | 495.4                | 149,905.3     | 4,103.6                           |
| 2023. 1/4 | 565,099.2                               | 6,461.7                           | 499.7                | 140,255.7     | 7,764.6                           |
| 2/4       | 592,222.8                               | 9,090.9                           | 577.8                | 151,755.9     | 9,171.3                           |
| 3/4       | 611,097.6                               | 8,075.1                           | 496.3                | 160,659.1     | 12,505.9                          |
| 4/4       | 632,769.8                               | 10,697.4                          | 687.5                | 162,202.7     | 13,096.7                          |
| 2024. 1/4 | 606,213.9                               | 7,916.8                           | 552.8                | 157,480.3     | 15,480.3                          |
| 2/4       | 634,718.4                               | 9,600.8                           | 590.9                | 174,294.8     | 14,903.4                          |

|           | Information and communication | Business activities | Public administration, defence and social security | Education | Human health and social work |
|-----------|-------------------------------|---------------------|--|-----------|------------------------------|
| 2016      | 74,082.3                      | 125,101.7           | 102,529.0  | 81,864.8  | 77,669.3                     |
| 2017      | 76,899.8                      | 131,323.7           | 109,046.7  | 84,299.8  | 84,704.0                     |
| 2018      | 80,234.8                      | 141,516.6           | 116,634.8  | 87,794.4  | 92,132.7                     |
| 2019      | 84,153.0                      | 151,040.4           | 123,791.6  | 91,337.2  | 101,960.5                    |
| 2020      | 89,215.3                      | 156,652.6           | 129,850.9  | 90,436.1  | 106,034.6                    |
| 2021      | 102,319.0                     | 166,098.7           | 138,688.7  | 96,862.5  | 114,340.0                    |
| 2022      | 103,549.3                     | 177,636.8           | 149,078.6  | 101,581.8 | 123,519.0                    |
| 2023      | 106,049.4                     | 186,753.6           | 155,208.6  | 103,917.0 | 131,995.9                    |
| 2021. 3/4 | 24,608.7                      | 40,885.3            | 36,573.1   | 24,687.4  | 28,568.3                     |
| 4/4       | 28,772.2                      | 48,395.2            | 32,363.8   | 23,551.8  | 29,967.7                     |
| 2022. 1/4 | 24,109.6                      | 39,238.4            | 38,092.2   | 25,886.5  | 30,344.5                     |
| 2/4       | 25,685.0                      | 43,968.9            | 37,426.8   | 25,575.9  | 31,043.4                     |
| 3/4       | 25,262.5                      | 43,084.4            | 38,922.8   | 25,654.6  | 30,313.8                     |
| 4/4       | 28,492.3                      | 51,345.1            | 34,636.9   | 24,464.8  | 31,817.4                     |
| 2023. 1/4 | 25,314.9                      | 41,680.4            | 39,911.8   | 26,601.6  | 32,570.3                     |
| 2/4       | 25,916.4                      | 46,082.1            | 39,411.5   | 25,851.4  | 32,885.1                     |
| 3/4       | 25,676.6                      | 45,305.7            | 40,128.1   | 26,588.6  | 32,396.8                     |
| 4/4       | 29,141.5                      | 53,685.4            | 35,757.2   | 24,875.4  | 34,143.7                     |
| 2024. 1/4 | 26,265.6                      | 43,562.6            | 40,990.7   | 27,725.6  | 34,690.8                     |
| 2/4       | 26,546.0                      | 47,175.3            | 41,363.8   | 26,477.2  | 34,464.0                     |

: 1) 2023

2)

:

## 2. GDP by Kind of Economic Activity and GNI <sup>1)</sup>

### (At Current Prices, Original Series)

In billion won

|              | Wholesale and retail trade,<br>accommodation and food<br>services | Transportation and storage | Finance and insurance | Real estate |           |
|--------------|---|----------------------------|-----------------------|-------------|-----------|
| Construction |   |                            |                       |             |           |
| 92,456.8     | 206,512.9   | 67,938.1                   | 88,838.8              | 134,699.8   | 2016      |
| 102,926.6    | 214,676.2   | 67,635.5                   | 96,140.1              | 141,383.8   | 2017      |
| 105,895.7    | 221,288.8   | 67,661.7                   | 103,141.0             | 148,298.4   | 2018      |
| 108,444.8    | 226,821.5   | 71,042.4                   | 103,072.5             | 153,138.6   | 2019      |
| 110,255.4    | 214,871.3   | 66,603.8                   | 110,016.4             | 161,030.1   | 2020      |
| 113,989.4    | 227,253.6   | 82,702.3                   | 124,021.2             | 162,658.9   | 2021      |
| 121,439.4    | 248,366.2   | 95,655.6                   | 136,404.4             | 158,314.6   | 2022      |
| 130,493.6    | 265,510.1   | 94,378.8                   | 138,566.4             | 160,025.3   | 2023      |
| 28,471.0     | 56,735.0  | 19,998.3                   | 31,667.2              | 40,566.4    | 3/4. 2021 |
| 34,815.4     | 61,744.7  | 26,515.5                   | 31,655.6              | 39,720.0    | 4/4       |
| 22,450.9     | 58,914.0  | 24,168.7                   | 33,072.7              | 40,460.8    | 1/4. 2022 |
| 30,476.1     | 61,394.8  | 22,178.7                   | 33,742.3              | 39,781.9    | 2/4       |
| 30,793.0     | 62,668.2  | 23,354.6                   | 34,333.3              | 39,116.6    | 3/4       |
| 37,719.5     | 65,389.1  | 25,953.4                   | 35,256.1              | 38,955.3    | 4/4       |
| 24,945.4     | 66,000.8  | 23,218.0                   | 35,022.5              | 40,009.7    | 1/4. 2023 |
| 33,118.9     | 63,536.4  | 23,671.4                   | 34,994.9              | 40,061.8    | 2/4       |
| 33,863.8     | 64,672.1  | 22,783.1                   | 35,282.5              | 40,092.6    | 3/4       |
| 38,565.5     | 71,300.9  | 24,706.4                   | 33,266.5              | 39,861.3    | 4/4       |
| 26,386.9     | 66,555.1  | 23,280.6                   | 35,374.8              | 41,470.7    | 1/4. 2024 |
| 33,609.1     | 65,420.8  | 23,310.6                   | 35,031.5              | 42,069.8    | 2/4       |

|                                | 가가<br>( 가 )<br>Gross value added at<br>basic prices | Taxes less subsidies on<br>products | Net factor income from the<br>rest of the world | Gross national income |           |
|--------------------------------|---|-------------------------------------|---|-----------------------|-----------|
| Cultural and other<br>services |   |                                     |   |                       |           |
| 48,497.5                       | 1,685,329.9   | 147,696.7                           | 6,363.9   | 1,839,390.5           | 2016      |
| 49,315.5                       | 1,777,761.5   | 156,472.4                           | 7,482.6   | 1,941,716.5           | 2017      |
| 52,865.4                       | 1,845,640.3   | 161,334.2                           | 7,614.0   | 2,014,588.5           | 2018      |
| 55,490.8                       | 1,879,186.5   | 161,407.8                           | 16,609.8  | 2,057,204.1           | 2019      |
| 46,954.8                       | 1,890,776.2   | 167,690.3                           | 16,943.8  | 2,075,410.3           | 2020      |
| 49,330.9                       | 2,037,896.3   | 184,016.7                           | 23,413.6  | 2,245,326.5           | 2021      |
| 55,348.1                       | 2,138,601.4   | 185,180.2                           | 28,055.4  | 2,351,837.0           | 2022      |
| 62,963.6                       | 2,229,860.7   | 171,328.7                           | 42,128.6  | 2,443,318.1           | 2023      |
| 13,667.8                       | 519,097.7   | 49,274.0                            | 4,289.1   | 572,660.8             | 3/4. 2021 |
| 12,401.1                       | 539,425.8   | 50,259.3                            | 7,507.1   | 597,192.1             | 4/4       |
| 12,795.6                       | 511,875.6   | 41,789.2                            | 4,625.7   | 558,290.5             | 1/4. 2022 |
| 12,636.4                       | 535,305.5   | 46,488.5                            | 3,402.2   | 585,196.1             | 2/4       |
| 16,088.8                       | 539,427.6   | 49,166.4                            | 9,136.1   | 597,730.1             | 3/4       |
| 13,827.3                       | 551,992.7   | 47,736.2                            | 10,891.5  | 610,620.3             | 4/4       |
| 15,331.9                       | 525,589.0   | 39,510.2                            | 15,800.0  | 580,899.2             | 1/4. 2023 |
| 14,382.9                       | 550,508.8   | 41,714.0                            | 8,517.2   | 600,740.0             | 2/4       |
| 17,967.5                       | 566,493.8   | 44,603.8                            | 9,964.9   | 621,062.5             | 3/4       |
| 15,281.3                       | 587,269.2   | 45,500.6                            | 7,846.6   | 640,616.3             | 4/4       |
| 16,840.8                       | 564,574.7   | 41,639.2                            | 8,168.3   | 614,382.2             | 1/4. 2024 |
| 15,580.1                       | 590,438.1   | 44,280.3                            | 1,859.8   | 636,578.2             | 2/4       |

Note: 1) Since 2023, figures are preliminary.

2) Waste management and remediation activities are included.

Source: The Bank of Korea.

### 3. (2020 가 , )

1)2)3)

: 10

|           | ( 가 )       | Agriculture, forestry and fishing | Mining and quarrying | Manufacturing | Electricity, gas and water supply |
|-----------|-------------|-----------------------------------|----------------------|---------------|-----------------------------------|
| 2016      | 1,898,551.1 | 33,666.1                          | 2,166.6              | 498,368.6     | 39,796.0                          |
| 2017      | 1,963,732.0 | 34,086.7                          | 2,069.4              | 519,574.2     | 42,051.9                          |
| 2018      | 2,026,102.4 | 33,822.7                          | 1,908.8              | 537,180.9     | 41,538.4                          |
| 2019      | 2,072,982.4 | 34,808.6                          | 1,794.5              | 539,843.1     | 43,128.9                          |
| 2020      | 2,058,466.5 | 32,481.6                          | 1,737.2              | 529,030.9     | 45,605.3                          |
| 2021      | 2,153,422.9 | 33,598.5                          | 1,974.8              | 563,294.8     | 46,403.2                          |
| 2022      | 2,212,158.9 | 33,866.3                          | 1,785.3              | 577,227.8     | 48,020.4                          |
| 2023      | 2,243,220.4 | 32,972.5                          | 1,808.5              | 587,008.9     | 46,648.8                          |
| 2021. 4/4 | 569,629.4   | 10,925.5                          | 527.8                | 148,424.8     | 11,375.5                          |
| 2022. 1/4 | 525,699.4   | 6,578.4                           | 323.4                | 137,160.1     | 13,008.7                          |
| 2/4       | 554,535.9   | 7,961.3                           | 480.0                | 146,754.3     | 12,304.0                          |
| 3/4       | 555,871.8   | 8,404.8                           | 504.7                | 147,836.3     | 10,813.9                          |
| 4/4       | 576,051.8   | 10,921.8                          | 477.2                | 145,477.1     | 11,893.9                          |
| 2023. 1/4 | 531,551.9   | 6,367.9                           | 326.6                | 133,034.2     | 12,111.1                          |
| 2/4       | 559,956.3   | 8,069.9                           | 468.7                | 147,949.0     | 11,683.4                          |
| 3/4       | 563,643.3   | 8,491.3                           | 489.8                | 150,394.6     | 10,753.6                          |
| 4/4       | 588,068.9   | 10,043.4                          | 523.5                | 155,631.1     | 12,100.7                          |
| 2024. 1/4 | 548,922.8   | 6,163.9                           | 329.5                | 141,714.4     | 13,011.8                          |
| 2/4       | 572,793.2   | 7,933.7                           | 451.4                | 154,752.7     | 12,128.8                          |
| 3/4       | 572,059.6   | 8,667.2                           | 460.3                | 155,190.8     | 11,394.4                          |

|           | Business activities | Public administration, defence and social security | Education | Human health and social work | Cultural and other services |
|-----------|---------------------|--|-----------|------------------------------|-----------------------------|
| 2016      | 142,039.6           | 114,482.9  | 87,578.7  | 81,842.3                     | 52,496.4                    |
| 2017      | 144,384.7           | 117,515.0  | 88,424.4  | 87,350.7                     | 52,462.7                    |
| 2018      | 150,910.8           | 121,394.9  | 90,659.2  | 94,719.3                     | 54,447.1                    |
| 2019      | 156,315.5           | 126,186.1  | 91,935.7  | 104,355.6                    | 56,331.6                    |
| 2020      | 156,652.6           | 129,850.9  | 90,436.1  | 106,034.6                    | 46,954.8                    |
| 2021      | 159,603.6           | 134,868.3  | 95,484.0  | 112,370.6                    | 48,282.6                    |
| 2022      | 163,453.3           | 139,003.2  | 98,708.1  | 119,255.3                    | 52,244.1                    |
| 2023      | 166,386.4           | 142,043.4  | 99,515.9  | 124,697.3                    | 56,119.8                    |
| 2021. 4/4 | 46,079.6            | 32,826.7   | 23,834.4  | 29,609.9                     | 12,151.7                    |
| 2022. 1/4 | 36,442.1            | 36,639.8   | 26,707.3  | 29,060.5                     | 12,251.4                    |
| 2/4       | 40,499.1            | 35,447.4   | 22,942.4  | 29,971.0                     | 11,947.9                    |
| 3/4       | 39,629.0            | 33,084.3   | 24,683.8  | 29,218.1                     | 15,115.7                    |
| 4/4       | 46,883.0            | 33,831.7   | 24,374.7  | 31,005.7                     | 12,929.0                    |
| 2023. 1/4 | 37,087.5            | 37,722.5   | 27,130.1  | 30,657.3                     | 13,972.9                    |
| 2/4       | 41,141.7            | 36,335.5   | 23,228.3  | 30,998.0                     | 12,873.0                    |
| 3/4       | 40,384.1            | 33,759.2   | 24,732.6  | 30,540.4                     | 15,821.1                    |
| 4/4       | 47,773.1            | 34,226.1   | 24,424.9  | 32,501.6                     | 13,452.9                    |
| 2024. 1/4 | 37,475.6            | 38,184.2   | 27,293.7  | 31,970.3                     | 14,289.2                    |
| 2/4       | 40,934.0            | 37,217.4   | 23,247.5  | 31,777.0                     | 13,305.7                    |
| 3/4       | 40,400.2            | 34,409.6   | 24,767.5  | 31,780.4                     | 15,957.4                    |

: 1) 2023

2) 가 GDP 가 ( )

3)

4)

:

### 3. GDP by Kind of Economic Activity and GNI <sup>1)2)3)</sup> (At Chained 2020 Prices, Original Series)

In billion won

| Construction | Wholesale and retail trade, accommodation and food services | Transportation and storage | Finance and insurance | Real estate | Information and communication |           |
|--------------|---|----------------------------|-----------------------|-------------|-------------------------------|-----------|
| 107,972.6    | 205,088.4   | 69,837.2                   | 88,582.6              | 142,830.9   | 74,395.0                      | 2016      |
| 115,097.7    | 209,812.4   | 72,165.8                   | 92,106.1              | 147,477.3   | 77,209.0                      | 2017      |
| 112,698.1    | 215,947.0   | 75,569.3                   | 97,218.3              | 152,402.8   | 81,242.5                      | 2018      |
| 110,743.8    | 224,177.1   | 77,008.3                   | 100,167.6             | 155,441.6   | 85,575.8                      | 2019      |
| 110,255.4    | 214,871.3   | 66,603.8                   | 110,016.4             | 161,030.1   | 89,215.3                      | 2020      |
| 109,318.0    | 219,693.4   | 73,634.5                   | 117,411.7             | 163,741.0   | 97,513.5                      | 2021      |
| 110,254.8    | 231,974.4   | 82,748.1                   | 120,645.5             | 160,447.8   | 99,786.9                      | 2022      |
| 113,617.9    | 228,939.2   | 92,818.6                   | 121,705.1             | 160,758.7   | 100,881.1                     | 2023      |
| 31,664.6     | 60,208.9  | 19,571.2                   | 29,325.3              | 39,803.1    | 27,098.2                      | 4/4. 2021 |
| 20,982.9     | 53,793.7  | 18,015.4                   | 30,611.6              | 40,669.2    | 23,996.5                      | 1/4. 2022 |
| 29,089.7     | 57,431.8  | 21,056.7                   | 30,191.1              | 40,568.3    | 24,640.5                      | 2/4       |
| 27,497.0     | 57,525.7  | 21,640.5                   | 29,955.4              | 39,835.5    | 24,428.0                      | 3/4       |
| 32,685.3     | 63,223.2  | 22,035.6                   | 29,887.3              | 39,374.7    | 26,721.9                      | 4/4       |
| 22,262.6     | 57,768.9  | 19,102.2                   | 30,731.5              | 40,501.4    | 24,932.6                      | 1/4. 2023 |
| 30,126.5     | 56,161.9  | 23,691.1                   | 30,530.4              | 40,683.6    | 24,253.4                      | 2/4       |
| 28,905.4     | 55,344.6  | 24,745.0                   | 30,930.7              | 40,107.2    | 24,520.3                      | 3/4       |
| 32,323.3     | 59,663.7  | 25,280.4                   | 29,512.5              | 39,466.4    | 27,174.8                      | 4/4       |
| 22,928.0     | 56,339.4  | 21,708.1                   | 31,279.1              | 41,188.6    | 25,828.0                      | 1/4. 2024 |
| 29,915.1     | 55,462.1  | 25,712.5                   | 31,559.1              | 42,033.0    | 24,436.9                      | 2/4       |
| 27,472.9     | 54,630.3  | 26,719.0                   | 32,071.1              | 40,981.9    | 24,398.4                      | 3/4       |

| 가가<br>( 가 ) | Taxes less subsidies on products | Trading gains and losses from changes in the terms of trade | Gross domestic income | Net factor income from the rest of the world | Gross national income |           |
|-------------|----------------------------------|---|-----------------------|--|-----------------------|-----------|
| 1,740,195.6 | 158,472.0                        | 51,189.6  | 1,949,740.7           | 6,715.3                                      | 1,956,501.6           | 2016      |
| 1,801,130.9 | 162,675.0                        | 48,270.7  | 2,012,002.7           | 7,673.0                                      | 2,019,723.5           | 2017      |
| 1,861,421.1 | 164,676.8                        | 25,276.6  | 2,051,379.0           | 7,683.9                                      | 2,059,131.3           | 2018      |
| 1,907,157.6 | 165,787.9                        | -17,145.8   | 2,055,836.6           | 16,485.9                                     | 2,072,357.0           | 2019      |
| 1,890,776.2 | 167,690.3                        | 0.0   | 2,058,466.5           | 16,943.8                                     | 2,075,410.3           | 2020      |
| 1,977,192.5 | 176,230.4                        | -21,620.0   | 2,131,802.9           | 22,553.7                                     | 2,154,356.5           | 2021      |
| 2,040,141.2 | 172,134.2                        | -94,623.4   | 2,117,535.5           | 25,584.2                                     | 2,143,107.5           | 2022      |
| 2,079,116.3 | 164,486.4                        | -91,400.4   | 2,151,819.9           | 38,122.9                                     | 2,189,886.8           | 2023      |
| 523,427.2   | 46,202.2                         | -13,620.1   | 556,009.3             | 7,021.3                                      | 563,030.6             | 4/4. 2021 |
| 485,635.9   | 40,101.8                         | -14,389.8   | 511,309.6             | 4,371.6                                      | 515,684.5             | 1/4. 2022 |
| 511,432.3   | 43,133.1                         | -22,126.1   | 532,409.8             | 3,017.7                                      | 535,428.7             | 2/4       |
| 510,674.3   | 45,201.3                         | -29,241.0   | 526,630.8             | 8,146.2                                      | 534,771.5             | 3/4       |
| 532,398.8   | 43,698.0                         | -28,866.5   | 547,185.3             | 10,048.7                                     | 557,222.8             | 4/4       |
| 493,202.6   | 38,453.6                         | -27,207.5   | 504,344.4             | 14,497.5                                     | 518,802.2             | 1/4. 2023 |
| 519,134.0   | 40,921.4                         | -27,641.4   | 532,314.9             | 7,781.0                                      | 540,099.5             | 2/4       |
| 521,518.4   | 42,198.1                         | -18,254.5   | 545,388.7             | 8,899.6                                      | 554,272.0             | 3/4       |
| 545,261.3   | 42,913.3                         | -18,297.0   | 569,771.9             | 6,944.9                                      | 576,713.1             | 4/4       |
| 509,840.6   | 39,143.9                         | -12,447.0   | 536,475.8             | 7,347.0                                      | 543,824.1             | 1/4. 2024 |
| 531,206.3   | 41,675.1                         | -16,195.3   | 556,597.8             | 1,639.9                                      | 558,220.7             | 2/4       |
| 529,539.8   | 42,637.2                         | -13,099.4   | 558,960.2             | ...  | ...                   | 3/4       |

Note: 1) Since 2023, figures are preliminary.

2) An aggregate (or any intermediate aggregate) valued at chained prices is not identical with the sum of its components because of non-additivity.

3) Since each component's chained-won estimates could not represent the relative importance within their relevant components accurately, users should keep in mind the characteristic when they compare a component with others relatively.

4) Waste management and remediation activities are included.

Source: The Bank of Korea.

4. ( 가 , )

1)

: 10

|           | ( 가 )                                   |                                   |                      |               | , 가 <sup>2)</sup>                 |
|-----------|---|-----------------------------------|----------------------|---------------|-----------------------------------|
|           | Gross domestic product at market prices | Agriculture, forestry and fishing | Mining and quarrying | Manufacturing | Electricity, gas and water supply |
| 2018. 4/4 | 505,826.9                               | 8,422.1                           | 500.8                | 138,539.5     | 9,051.5                           |
| 2019. 1/4 | 503,278.6                               | 7,875.8                           | 477.9                | 134,632.4     | 9,499.7                           |
| 2/4       | 509,921.7                               | 7,560.1                           | 472.9                | 135,742.5     | 9,733.5                           |
| 3/4       | 511,033.6                               | 7,351.4                           | 459.8                | 134,245.7     | 9,135.9                           |
| 4/4       | 516,360.4                               | 7,962.3                           | 473.3                | 133,487.7     | 9,782.3                           |
| 2020. 1/4 | 509,696.2                               | 8,093.2                           | 435.9                | 130,666.0     | 11,402.3                          |
| 2/4       | 504,022.6                               | 7,559.9                           | 421.2                | 127,936.7     | 10,781.6                          |
| 3/4       | 518,659.7                               | 8,606.4                           | 414.6                | 133,613.0     | 11,311.9                          |
| 4/4       | 526,088.0                               | 8,222.0                           | 465.4                | 136,815.3     | 12,109.4                          |
| 2021. 1/4 | 537,581.9                               | 9,222.9                           | 437.3                | 140,299.3     | 11,462.2                          |
| 2/4       | 550,938.1                               | 9,306.7                           | 463.1                | 142,058.0     | 10,485.6                          |
| 3/4       | 561,669.0                               | 9,291.9                           | 476.3                | 150,135.2     | 8,574.6                           |
| 4/4       | 571,723.9                               | 9,176.9                           | 466.9                | 150,717.1     | 7,057.0                           |
| 2022. 1/4 | 577,725.8                               | 8,618.1                           | 466.9                | 157,639.7     | 4,790.5                           |
| 2/4       | 584,092.2                               | 8,590.7                           | 434.3                | 154,982.2     | 4,981.4                           |
| 3/4       | 580,971.1                               | 8,413.3                           | 447.6                | 153,612.5     | 2,596.3                           |
| 4/4       | 580,992.4                               | 8,034.2                           | 459.0                | 149,515.2     | 4,125.5                           |
| 2023. 1/4 | 589,067.0                               | 8,216.7                           | 530.1                | 147,257.1     | 7,680.8                           |
| 2/4       | 595,239.6                               | 8,538.6                           | 520.3                | 150,157.8     | 9,683.9                           |
| 3/4       | 603,056.6                               | 8,568.0                           | 572.4                | 155,523.0     | 11,920.4                          |
| 4/4       | 613,826.2                               | 9,001.8                           | 638.5                | 161,935.5     | 13,253.6                          |
| 2024. 1/4 | 632,142.2                               | 10,106.8                          | 585.8                | 165,432.6     | 15,397.4                          |
| 2/4       | 638,253.4                               | 9,030.6                           | 533.4                | 172,603.9     | 15,792.6                          |

|           | Information and communication | Business activities | Public administration, defence and social security | Education | Human health and social work |
|-----------|-------------------------------|---------------------|--|-----------|------------------------------|
| 2018. 4/4 | 20,205.8                      | 35,786.0            | 29,881.7   | 22,041.1  | 24,007.3                     |
| 2019. 1/4 | 20,751.6                      | 36,151.7            | 30,163.3   | 22,254.0  | 24,592.7                     |
| 2/4       | 21,025.7                      | 37,638.5            | 30,652.2   | 22,845.5  | 25,229.6                     |
| 3/4       | 21,010.6                      | 38,221.8            | 31,258.8   | 22,940.3  | 25,806.1                     |
| 4/4       | 21,365.1                      | 39,028.4            | 31,717.3   | 23,297.4  | 26,332.1                     |
| 2020. 1/4 | 22,170.7                      | 38,894.2            | 31,955.6   | 22,264.5  | 26,246.0                     |
| 2/4       | 22,156.6                      | 38,191.1            | 31,928.9   | 22,739.6  | 25,941.9                     |
| 3/4       | 22,084.1                      | 39,534.6            | 32,572.5   | 22,539.7  | 26,812.1                     |
| 4/4       | 22,803.8                      | 40,032.6            | 33,393.9   | 22,892.3  | 27,034.5                     |
| 2021. 1/4 | 24,771.0                      | 40,382.3            | 33,671.9   | 23,618.5  | 27,319.2                     |
| 2/4       | 25,640.5                      | 41,337.0            | 34,593.0   | 24,083.8  | 28,129.8                     |
| 3/4       | 25,817.0                      | 41,755.0            | 35,342.2   | 24,377.0  | 29,208.5                     |
| 4/4       | 26,090.5                      | 42,624.3            | 35,081.7   | 24,783.3  | 29,682.5                     |
| 2022. 1/4 | 25,396.8                      | 43,583.8            | 36,494.7   | 25,154.7  | 30,198.9                     |
| 2/4       | 25,950.8                      | 44,674.4            | 37,332.9   | 25,336.4  | 30,778.8                     |
| 3/4       | 26,258.0                      | 44,122.4            | 37,577.5   | 25,354.7  | 31,001.7                     |
| 4/4       | 25,943.7                      | 45,256.1            | 37,673.5   | 25,736.1  | 31,539.7                     |
| 2023. 1/4 | 26,562.8                      | 46,233.1            | 38,264.0   | 25,764.3  | 32,339.0                     |
| 2/4       | 26,301.1                      | 46,700.8            | 39,215.8   | 25,740.1  | 32,648.3                     |
| 3/4       | 26,550.0                      | 46,474.8            | 38,747.8   | 26,252.6  | 33,145.8                     |
| 4/4       | 26,635.5                      | 47,345.0            | 38,981.0   | 26,160.0  | 33,862.7                     |
| 2024. 1/4 | 27,480.2                      | 48,294.3            | 39,308.9   | 26,805.5  | 34,405.6                     |
| 2/4       | 27,032.9                      | 47,750.8            | 41,102.0   | 26,427.6  | 34,236.6                     |

: 1) 2023

2)

:



## 4. GDP by kind of Economic Activity and GNI <sup>1)</sup>

### (At Current Prices, Seasonally Adjusted Series)

In billion won

|                             | Wholesale and retail trade, accommodation and food services | Transportation and storage       | Finance and insurance                        | Real estate           |           |
|-----------------------------|---|----------------------------------|--|-----------------------|-----------|
| Construction                |   |                                  |  |                       |           |
| 26,366.6                    | 55,838.2  | 17,872.7                         | 25,949.7                                     | 37,266.8              | 4/4. 2018 |
| 26,030.8                    | 56,599.0  | 17,475.1                         | 25,511.2                                     | 37,746.2              | 1/4. 2019 |
| 27,210.6                    | 56,301.9  | 17,598.3                         | 25,914.2                                     | 37,962.6              | 2/4       |
| 27,333.7                    | 56,603.3  | 17,739.6                         | 25,706.7                                     | 38,425.7              | 3/4       |
| 27,869.7                    | 57,317.2  | 18,229.4                         | 25,940.3                                     | 39,004.1              | 4/4       |
| 27,657.9                    | 53,470.3  | 16,265.0                         | 26,557.6                                     | 39,158.5              | 1/4. 2020 |
| 27,783.2                    | 52,556.1  | 16,293.0                         | 26,993.4                                     | 40,273.2              | 2/4       |
| 27,459.0                    | 54,078.4  | 16,637.3                         | 27,958.3                                     | 40,853.8              | 3/4       |
| 27,355.4                    | 54,766.5  | 17,408.5                         | 28,507.0                                     | 40,744.6              | 4/4       |
| 27,714.3                    | 54,683.3  | 18,354.1                         | 29,880.1                                     | 40,720.6              | 1/4. 2021 |
| 28,292.0                    | 56,146.8  | 19,568.1                         | 30,519.1                                     | 40,929.9              | 2/4       |
| 28,611.3                    | 56,868.4  | 20,493.5                         | 31,272.4                                     | 40,701.2              | 3/4       |
| 29,371.8                    | 59,555.0  | 24,286.6                         | 32,349.6                                     | 40,307.2              | 4/4       |
| 29,111.8                    | 59,828.2  | 24,744.4                         | 32,824.6                                     | 40,092.0              | 1/4. 2022 |
| 29,756.1                    | 62,638.3  | 23,494.4                         | 33,751.0                                     | 39,470.4              | 2/4       |
| 30,903.7                    | 62,918.6  | 23,746.2                         | 33,898.9                                     | 39,262.7              | 3/4       |
| 31,667.8                    | 62,981.0  | 23,670.6                         | 35,929.9                                     | 39,489.6              | 4/4       |
| 32,211.9                    | 67,019.6  | 23,670.8                         | 34,774.7                                     | 39,603.9              | 1/4. 2023 |
| 32,341.0                    | 64,814.4  | 25,026.1                         | 35,029.5                                     | 39,801.2              | 2/4       |
| 33,760.0                    | 65,027.3  | 23,137.9                         | 34,823.9                                     | 40,259.7              | 3/4       |
| 32,180.7                    | 68,648.8  | 22,544.1                         | 33,938.4                                     | 40,360.5              | 4/4       |
| 33,983.2                    | 67,592.6  | 23,721.4                         | 35,133.9                                     | 41,044.8              | 1/4. 2024 |
| 32,861.6                    | 66,726.8  | 24,636.4                         | 35,079.6                                     | 41,827.3              | 2/4       |
|                             | 가<br>(가)  |                                  |  |                       |           |
| Cultural and other services | Gross value added at basic prices                           | Taxes less subsidies on products | Net factor income from the rest of the world | Gross national income |           |
| 13,486.8                    | 465,216.6   | 40,610.3                         | 2,303.4                                      | 508,130.3             | 4/4. 2018 |
| 13,452.2                    | 463,213.7   | 40,064.9                         | 590.9  | 503,869.5             | 1/4. 2019 |
| 13,782.3                    | 469,670.5   | 40,251.2                         | 3,545.9                                      | 513,467.6             | 2/4       |
| 13,909.0                    | 470,148.5   | 40,885.1                         | 7,368.6                                      | 518,402.2             | 3/4       |
| 14,347.4                    | 476,153.7   | 40,206.6                         | 5,104.5                                      | 521,464.8             | 4/4       |
| 12,675.1                    | 467,913.0   | 41,783.2                         | 4,281.5                                      | 513,977.7             | 1/4. 2020 |
| 11,074.8                    | 462,631.3   | 41,391.3                         | 3,477.1                                      | 507,499.7             | 2/4       |
| 11,604.1                    | 476,080.0   | 42,579.7                         | 3,012.0                                      | 521,671.6             | 3/4       |
| 11,600.7                    | 484,151.9   | 41,936.1                         | 6,173.3                                      | 532,261.3             | 4/4       |
| 12,078.3                    | 494,615.4   | 42,966.5                         | 3,948.3                                      | 541,530.2             | 1/4. 2021 |
| 12,262.9                    | 503,816.5   | 47,121.7                         | 11,289.9                                     | 562,228.0             | 2/4       |
| 12,245.2                    | 515,169.6   | 46,499.4                         | 2,482.7                                      | 564,151.7             | 3/4       |
| 12,744.5                    | 524,294.9   | 47,429.0                         | 5,692.7                                      | 577,416.6             | 4/4       |
| 12,946.4                    | 531,891.5   | 45,834.3                         | 4,554.3                                      | 582,280.1             | 1/4. 2022 |
| 13,750.3                    | 535,922.5   | 48,169.7                         | 7,803.2                                      | 591,895.4             | 2/4       |
| 14,372.7                    | 534,486.9   | 46,484.2                         | 7,365.6                                      | 588,336.7             | 3/4       |
| 14,278.7                    | 536,300.5   | 44,691.9                         | 8,332.3                                      | 589,324.8             | 4/4       |
| 15,490.4                    | 545,619.0   | 43,448.0                         | 16,756.9                                     | 605,823.8             | 1/4. 2023 |
| 15,613.4                    | 552,132.1   | 43,107.5                         | 12,455.6                                     | 607,695.2             | 2/4       |
| 15,976.4                    | 560,740.0   | 42,316.6                         | 8,073.3                                      | 611,129.9             | 3/4       |
| 15,883.4                    | 571,369.6   | 42,456.6                         | 4,842.9                                      | 618,669.1             | 4/4       |
| 16,926.9                    | 586,219.8   | 45,922.4                         | 7,653.9                                      | 639,796.1             | 1/4. 2024 |
| 16,893.9                    | 592,536.0   | 45,717.4                         | 7,274.6                                      | 645,528.0             | 2/4       |

Note: 1) Since 2023, figures are preliminary.

2) Waste management and remediation activities are included.

Source: The Bank of Korea.

# 5. (2020 가 , )

1)2)3)

: 10

|           | ( 가 )                                      |   |                      |                                 |                                      | , 가 <sup>4)</sup> |
|-----------|--|---|----------------------|---------------------------------|--------------------------------------|-------------------|
|           | Gross domestic product<br>at market prices | Agriculture, forestry<br>and fishing                  | Mining and quarrying | Manufacturing                   | Electricity, gas and<br>water supply |                   |
| 2019. 1/4 | 511,286.6                                  | 8,776.9   | 458.8                | 133,140.4                       | 10,685.7                             |                   |
| 2/4       | 518,083.3                                  | 8,821.8   | 455.1                | 134,965.8                       | 11,421.8                             |                   |
| 3/4       | 519,196.8                                  | 8,744.0   | 435.7                | 135,564.8                       | 10,269.5                             |                   |
| 4/4       | 524,415.7                                  | 8,465.9   | 444.9                | 136,172.2                       | 10,751.8                             |                   |
| 2020. 1/4 | 517,669.6                                  | 8,316.0   | 452.3                | 134,505.0                       | 11,486.9                             |                   |
| 2/4       | 503,484.6                                  | 8,098.4   | 428.7                | 124,856.3                       | 11,442.5                             |                   |
| 3/4       | 514,605.8                                  | 7,944.7   | 413.6                | 132,245.0                       | 11,206.6                             |                   |
| 4/4       | 522,706.6                                  | 8,122.6   | 442.5                | 137,424.6                       | 11,469.2                             |                   |
| 2021. 1/4 | 530,771.1                                  | 8,499.2   | 461.2                | 140,443.3                       | 11,651.3                             |                   |
| 2/4       | 537,903.8                                  | 8,022.4   | 512.0                | 141,114.6                       | 11,549.2                             |                   |
| 3/4       | 538,085.7                                  | 8,488.8   | 522.5                | 140,051.7                       | 11,595.9                             |                   |
| 4/4       | 546,662.2                                  | 8,588.2   | 479.1                | 141,685.2                       | 11,606.7                             |                   |
| 2022. 1/4 | 549,303.7                                  | 8,537.4   | 438.2                | 146,255.1                       | 11,895.4                             |                   |
| 2/4       | 553,684.8                                  | 8,347.7   | 443.9                | 145,477.5                       | 12,138.1                             |                   |
| 3/4       | 555,841.5                                  | 8,445.1   | 477.0                | 145,644.7                       | 11,999.0                             |                   |
| 4/4       | 553,328.9                                  | 8,536.1   | 426.1                | 139,850.5                       | 11,987.9                             |                   |
| 2023. 1/4 | 555,761.1                                  | 8,244.8   | 450.3                | 142,078.3                       | 11,173.1                             |                   |
| 2/4       | 558,825.9                                  | 8,455.3   | 437.4                | 146,296.8                       | 11,519.4                             |                   |
| 3/4       | 563,035.7                                  | 8,448.6   | 455.6                | 148,460.2                       | 11,872.8                             |                   |
| 4/4       | 565,597.6                                  | 7,823.7   | 465.2                | 150,173.6                       | 12,083.5                             |                   |
| 2024. 1/4 | 572,951.0                                  | 7,966.5   | 458.1                | 151,597.7                       | 12,071.6                             |                   |
| 2/4       | 571,646.7                                  | 8,317.8   | 424.5                | 152,864.4                       | 11,956.8                             |                   |
| 3/4       | 572,413.3                                  | 8,596.8   | 425.4                | 153,240.5                       | 12,561.3                             |                   |
|           |  |   |                      |                                 |                                      |                   |
|           | Business activities                        | Public administration,<br>defence and social security | Education            | Human health and social<br>work | Cultural and other services          |                   |
| 2019. 1/4 | 38,055.0                                   | 31,135.3  | 22,671.5             | 25,236.0                        | 13,755.1                             |                   |
| 2/4       | 38,864.3                                   | 31,374.3  | 22,871.5             | 25,946.0                        | 14,064.9                             |                   |
| 3/4       | 39,458.4                                   | 31,699.9  | 23,118.0             | 26,418.6                        | 14,074.8                             |                   |
| 4/4       | 39,937.8                                   | 31,976.5  | 23,274.8             | 26,755.1                        | 14,436.7                             |                   |
| 2020. 1/4 | 39,277.0                                   | 32,078.2  | 22,590.8             | 26,534.2                        | 12,800.1                             |                   |
| 2/4       | 38,297.8                                   | 32,275.4  | 22,574.6             | 26,019.2                        | 11,111.0                             |                   |
| 3/4       | 39,415.8                                   | 32,591.8  | 22,484.8             | 26,697.1                        | 11,541.1                             |                   |
| 4/4       | 39,662.0                                   | 32,905.6  | 22,785.9             | 26,783.9                        | 11,502.5                             |                   |
| 2021. 1/4 | 39,508.6                                   | 33,176.4  | 23,323.7             | 27,013.3                        | 11,876.9                             |                   |
| 2/4       | 39,712.5                                   | 33,761.3  | 23,765.0             | 27,742.9                        | 12,035.3                             |                   |
| 3/4       | 40,081.7                                   | 33,869.6  | 24,118.1             | 28,658.4                        | 11,971.4                             |                   |
| 4/4       | 40,300.7                                   | 34,061.0  | 24,277.2             | 28,955.9                        | 12,399.1                             |                   |
| 2022. 1/4 | 40,906.8                                   | 34,303.4  | 24,428.6             | 29,300.3                        | 12,431.8                             |                   |
| 2/4       | 40,982.6                                   | 34,664.8  | 24,668.1             | 29,757.5                        | 13,036.4                             |                   |
| 3/4       | 40,549.8                                   | 34,898.3  | 24,767.8             | 29,875.6                        | 13,518.4                             |                   |
| 4/4       | 41,014.0                                   | 35,136.8  | 24,843.6             | 30,322.0                        | 13,257.5                             |                   |
| 2023. 1/4 | 41,572.2                                   | 35,337.1  | 24,833.8             | 30,877.8                        | 14,161.8                             |                   |
| 2/4       | 41,566.9                                   | 35,522.4  | 24,966.3             | 30,801.2                        | 14,006.5                             |                   |
| 3/4       | 41,450.2                                   | 35,612.6  | 24,819.8             | 31,232.0                        | 14,085.0                             |                   |
| 4/4       | 41,797.1                                   | 35,571.3  | 24,896.0             | 31,786.4                        | 13,866.6                             |                   |
| 2024. 1/4 | 41,985.5                                   | 35,781.2  | 24,989.3             | 32,185.0                        | 14,413.6                             |                   |
| 2/4       | 41,321.4                                   | 36,376.7  | 24,980.3             | 31,587.4                        | 14,462.1                             |                   |
| 3/4       | 41,522.0                                   | 36,295.7  | 24,855.4             | 32,501.3                        | 14,190.4                             |                   |

: 1) 2023

2) 가

3)

4)

:

## 5. GDP by Kind of Economic Activity and GNI <sup>1)2)3)</sup> (At Chained 2020 Prices, Seasonally Adjusted Series)

In billion won

| Construction                      | Wholesale and retail trade, accommodation and food services | Transportation and storage                                  | Finance and insurance | Real estate                                  | Information and communication |           |
|-----------------------------------|---|---|-----------------------|--|-------------------------------|-----------|
| 27,134.9                          | 55,405.2  | 19,147.0  | 24,566.0              | 38,627.2                                     | 21,201.0                      | 1/4. 2019 |
| 28,064.5                          | 55,850.1  | 19,114.0  | 25,017.1              | 38,588.1                                     | 21,385.3                      | 2/4       |
| 27,515.5                          | 56,134.1  | 19,169.0  | 25,067.2              | 38,814.3                                     | 21,320.3                      | 3/4       |
| 28,028.9                          | 56,787.8  | 19,578.2  | 25,517.3              | 39,412.0                                     | 21,669.2                      | 4/4       |
| 28,062.7                          | 54,254.8  | 17,717.4  | 26,380.6              | 39,623.3                                     | 22,314.3                      | 1/4. 2020 |
| 27,990.9                          | 53,290.7  | 15,770.4  | 27,279.3              | 40,178.7                                     | 22,326.8                      | 2/4       |
| 26,986.4                          | 53,781.2  | 16,462.9  | 27,892.9              | 40,679.2                                     | 21,939.6                      | 3/4       |
| 27,215.4                          | 53,544.6  | 16,653.2  | 28,463.6              | 40,548.9                                     | 22,634.6                      | 4/4       |
| 27,456.6                          | 53,364.5  | 17,821.8  | 28,674.0              | 41,061.8                                     | 23,459.6                      | 1/4. 2021 |
| 27,359.9                          | 54,647.7  | 18,455.0  | 28,864.2              | 41,296.0                                     | 24,022.1                      | 2/4       |
| 26,963.5                          | 54,666.6  | 18,347.6  | 29,759.8              | 40,788.7                                     | 24,650.8                      | 3/4       |
| 27,538.1                          | 57,014.6  | 19,010.1  | 30,113.8              | 40,594.5                                     | 25,380.9                      | 4/4       |
| 27,165.7                          | 55,478.8  | 19,634.4  | 30,164.6              | 40,270.0                                     | 24,361.4                      | 1/4. 2022 |
| 27,050.1                          | 57,794.1  | 20,857.0  | 30,022.4              | 39,995.1                                     | 25,090.0                      | 2/4       |
| 27,648.8                          | 58,792.8  | 20,825.3  | 29,765.7              | 40,064.7                                     | 25,337.6                      | 3/4       |
| 28,390.2                          | 59,908.8  | 21,431.4  | 30,692.8              | 40,117.9                                     | 24,998.0                      | 4/4       |
| 28,723.2                          | 59,095.3  | 20,922.9  | 30,268.7              | 40,088.1                                     | 25,312.3                      | 1/4. 2023 |
| 27,942.7                          | 56,827.5  | 23,438.9  | 30,403.7              | 40,182.9                                     | 24,704.3                      | 2/4       |
| 28,985.7                          | 56,414.2  | 23,836.8  | 30,721.3              | 40,278.9                                     | 25,427.1                      | 3/4       |
| 27,966.3                          | 56,602.1  | 24,620.1  | 30,311.4              | 40,208.9                                     | 25,437.3                      | 4/4       |
| 29,505.6                          | 57,229.5  | 23,830.0  | 30,801.8              | 40,756.4                                     | 26,245.3                      | 1/4. 2024 |
| 27,730.8                          | 56,327.1  | 25,412.8  | 31,449.4              | 41,554.4                                     | 24,900.8                      | 2/4       |
| 27,550.0                          | 55,781.0  | 25,735.1  | 31,844.4              | 41,130.0                                     | 25,293.5                      | 3/4       |
| 가가<br>(가)                         |   |   |                       |  |                               |           |
| Gross value added at basic prices | Taxes less subsidies on products                            | Trading gains and losses from changes in the terms of trade | Gross domestic income | Net factor income from the rest of the world | Gross national income         |           |
| 469,843.3                         | 41,440.8  | 4,394.5   | 515,681.1             | 831.6  | 516,537.2                     | 1/4. 2019 |
| 476,581.0                         | 41,493.9  | -4,605.9  | 513,477.4             | 3,468.6                                      | 516,957.4                     | 2/4       |
| 477,708.5                         | 41,478.6  | -6,870.1  | 512,326.6             | 7,256.4                                      | 519,579.9                     | 3/4       |
| 483,024.9                         | 41,374.7  | -10,064.3   | 514,351.4             | 4,929.4                                      | 519,282.5                     | 4/4       |
| 476,284.4                         | 41,375.7  | -3,032.8  | 514,636.8             | 4,511.3                                      | 519,147.4                     | 1/4. 2020 |
| 461,905.8                         | 41,585.5  | 1,057.8   | 504,542.3             | 3,176.7                                      | 507,723.0                     | 2/4       |
| 472,346.5                         | 42,263.4  | 1,608.0   | 516,213.8             | 3,128.8                                      | 519,342.0                     | 3/4       |
| 480,239.5                         | 42,465.7  | 367.1   | 523,073.7             | 6,127.0                                      | 529,197.8                     | 4/4       |
| 487,792.3                         | 42,978.9  | 2,908.4   | 533,679.5             | 3,890.6                                      | 537,570.1                     | 1/4. 2021 |
| 492,860.0                         | 45,043.9  | -4,754.8  | 533,149.1             | 10,056.1                                     | 543,205.2                     | 2/4       |
| 494,535.2                         | 43,550.5  | -6,170.8  | 531,914.9             | 2,866.7                                      | 534,781.6                     | 3/4       |
| 502,005.1                         | 44,657.1  | -13,602.8   | 533,059.3             | 5,740.4                                      | 538,799.7                     | 4/4       |
| 505,683.0                         | 43,637.9  | -12,105.0   | 537,198.8             | 3,801.4                                      | 541,004.2                     | 1/4. 2022 |
| 510,488.5                         | 43,223.6  | -23,295.5   | 530,389.3             | 5,690.0                                      | 536,078.6                     | 2/4       |
| 512,798.9                         | 43,074.2  | -31,312.1   | 524,529.3             | 7,382.2                                      | 531,905.6                     | 3/4       |
| 511,170.8                         | 42,198.4  | -27,910.8   | 525,418.1             | 8,710.5                                      | 534,119.0                     | 4/4       |
| 513,999.6                         | 41,828.0  | -25,695.0   | 530,066.1             | 14,389.3                                     | 544,420.1                     | 1/4. 2023 |
| 517,945.6                         | 40,975.6  | -28,553.2   | 530,272.7             | 9,495.3                                      | 539,754.6                     | 2/4       |
| 522,867.9                         | 40,289.9  | -20,147.6   | 542,888.1             | 8,372.4                                      | 551,251.4                     | 3/4       |
| 524,303.2                         | 41,392.9  | -17,004.7   | 548,592.9             | 5,865.9                                      | 554,460.7                     | 4/4       |
| 530,482.4                         | 42,582.7  | -11,336.3   | 561,614.6             | 5,912.3                                      | 567,524.2                     | 1/4. 2024 |
| 530,022.1                         | 41,716.2  | -16,588.1   | 555,058.6             | 4,422.4                                      | 559,480.7                     | 2/4       |
| 531,730.6                         | 40,744.9  | -14,788.0   | 557,625.3             | ...  | ...                           | 3/4       |

Note: 1) Since 2023, figures are preliminary.

2) An aggregate (or any intermediate aggregate) valued at chained prices is not identical with the sum of its components because of non-additivity.

3) Since each component's chained-won estimates could not represent the relative importance within their relevant components accurately, users should keep in mind the characteristic when they compare a component with others relatively.

4) Waste management and remediation activities are included.

Source: The Bank of Korea.

6. ( , 2020 가 , ) 1)2)3)

: %

|           | ( 가 )                                   | Agriculture, forestry and fishing | Mining and quarrying | Manufacturing | , 가 4)                            |
|-----------|---|-----------------------------------|----------------------|---------------|-----------------------------------|
|           | Gross domestic product at market prices |                                   |                      |               | Electricity, gas and water supply |
| 2019. 1/4 | 0.1                                     | 4.1                               | -1.2                 | -1.9          | -0.2                              |
| 2/4       | 1.3                                     | 0.5                               | -0.8                 | 1.4           | 6.9                               |
| 3/4       | 0.2                                     | -0.9                              | -4.3                 | 0.4           | -10.1                             |
| 4/4       | 1.0                                     | -3.2                              | 2.1                  | 0.4           | 4.7                               |
| 2020. 1/4 | -1.3                                    | -1.8                              | 1.7                  | -1.2          | 6.8                               |
| 2/4       | -2.7                                    | -2.6                              | -5.2                 | -7.2          | -0.4                              |
| 3/4       | 2.2                                     | -1.9                              | -3.5                 | 5.9           | -2.1                              |
| 4/4       | 1.6                                     | 2.2                               | 7.0                  | 3.9           | 2.3                               |
| 2021. 1/4 | 1.5                                     | 4.6                               | 4.2                  | 2.2           | 1.6                               |
| 2/4       | 1.3                                     | -5.6                              | 11.0                 | 0.5           | -0.9                              |
| 3/4       | 0.0                                     | 5.8                               | 2.1                  | -0.8          | 0.4                               |
| 4/4       | 1.6                                     | 1.2                               | -8.3                 | 1.2           | 0.1                               |
| 2022. 1/4 | 0.5                                     | -0.6                              | -8.5                 | 3.2           | 2.5                               |
| 2/4       | 0.8                                     | -2.2                              | 1.3                  | -0.5          | 2.0                               |
| 3/4       | 0.4                                     | 1.2                               | 7.5                  | 0.1           | -1.1                              |
| 4/4       | -0.5                                    | 1.1                               | -10.7                | -4.0          | -0.1                              |
| 2023. 1/4 | 0.4                                     | -3.4                              | 5.7                  | 1.6           | -6.8                              |
| 2/4       | 0.6                                     | 2.6                               | -2.9                 | 3.0           | 3.1                               |
| 3/4       | 0.8                                     | -0.1                              | 4.2                  | 1.5           | 3.1                               |
| 4/4       | 0.5                                     | -7.4                              | 2.1                  | 1.2           | 1.8                               |
| 2024. 1/4 | 1.3                                     | 1.8                               | -1.5                 | 0.9           | -0.1                              |
| 2/4       | -0.2                                    | 4.4                               | -7.3                 | 0.8           | -1.0                              |
| 3/4       | 0.1                                     | 3.4                               | 0.2                  | 0.2           | 5.1                               |

|           | Information and communication | Business activities | Public administration, defence and social security | Education | Human health and social work |
|-----------|-------------------------------|---------------------|--|-----------|------------------------------|
| 2019. 1/4 | 3.8                           | 0.8                 | 1.3  | -0.9      | 2.5                          |
| 2/4       | 0.9                           | 2.1                 | 0.8  | 0.9       | 2.8                          |
| 3/4       | -0.3                          | 1.5                 | 1.0  | 1.1       | 1.8                          |
| 4/4       | 1.6                           | 1.2                 | 0.9  | 0.7       | 1.3                          |
| 2020. 1/4 | 3.0                           | -1.7                | 0.3  | -2.9      | -0.8                         |
| 2/4       | 0.1                           | -2.5                | 0.6  | -0.1      | -1.9                         |
| 3/4       | -1.7                          | 2.9                 | 1.0  | -0.4      | 2.6                          |
| 4/4       | 3.2                           | 0.6                 | 1.0  | 1.3       | 0.3                          |
| 2021. 1/4 | 3.6                           | -0.4                | 0.8  | 2.4       | 0.9                          |
| 2/4       | 2.4                           | 0.5                 | 1.8  | 1.9       | 2.7                          |
| 3/4       | 2.6                           | 0.9                 | 0.3  | 1.5       | 3.3                          |
| 4/4       | 3.0                           | 0.5                 | 0.6  | 0.7       | 1.0                          |
| 2022. 1/4 | -4.0                          | 1.5                 | 0.7  | 0.6       | 1.2                          |
| 2/4       | 3.0                           | 0.2                 | 1.1  | 1.0       | 1.6                          |
| 3/4       | 1.0                           | -1.1                | 0.7  | 0.4       | 0.4                          |
| 4/4       | -1.3                          | 1.1                 | 0.7  | 0.3       | 1.5                          |
| 2023. 1/4 | 1.3                           | 1.4                 | 0.6  | -0.0      | 1.8                          |
| 2/4       | -2.4                          | -0.0                | 0.5  | 0.5       | -0.2                         |
| 3/4       | 2.9                           | -0.3                | 0.3  | -0.6      | 1.4                          |
| 4/4       | 0.0                           | 0.8                 | -0.1   | 0.3       | 1.8                          |
| 2024. 1/4 | 3.2                           | 0.5                 | 0.6  | 0.4       | 1.3                          |
| 2/4       | -5.1                          | -1.6                | 1.7  | -0.0      | -1.9                         |
| 3/4       | 1.6                           | 0.5                 | -0.2   | -0.5      | 2.9                          |

: 1) 2023

2) 가

3)

4)

:

**6. GDP by kind of Economic Activity and GNI <sup>1)2)3)</sup>**  
**(Percent Change from Preceding Quarter, At Chained 2020 Prices,**  
**Seasonally Adjusted Series)**

In %

| Construction | Wholesale and retail trade, accommodation and food services | Transportation and storage | Finance and insurance | Real estate |           |
|--------------|---|----------------------------|-----------------------|-------------|-----------|
| -1.0         | 1.1   | -1.3                       | 0.6                   | 1.1         | 1/4. 2019 |
| 3.4          | 0.8   | -0.2                       | 1.8                   | -0.1        | 2/4       |
| -2.0         | 0.5   | 0.3                        | 0.2                   | 0.6         | 3/4       |
| 1.9          | 1.2   | 2.1                        | 1.8                   | 1.5         | 4/4       |
| 0.1          | -4.5  | -9.5                       | 3.4                   | 0.5         | 1/4. 2020 |
| -0.3         | -1.8  | -11.0                      | 3.4                   | 1.4         | 2/4       |
| -3.6         | 0.9   | 4.4                        | 2.2                   | 1.2         | 3/4       |
| 0.8          | -0.4  | 1.2                        | 2.0                   | -0.3        | 4/4       |
| 0.9          | -0.3  | 7.0                        | 0.7                   | 1.3         | 1/4. 2021 |
| -0.4         | 2.4   | 3.6                        | 0.7                   | 0.6         | 2/4       |
| -1.4         | 0.0   | -0.6                       | 3.1                   | -1.2        | 3/4       |
| 2.1          | 4.3   | 3.6                        | 1.2                   | -0.5        | 4/4       |
| -1.4         | -2.7  | 3.3                        | 0.2                   | -0.8        | 1/4. 2022 |
| -0.4         | 4.2   | 6.2                        | -0.5                  | -0.7        | 2/4       |
| 2.2          | 1.7   | -0.2                       | -0.9                  | 0.2         | 3/4       |
| 2.7          | 1.9   | 2.9                        | 3.1                   | 0.1         | 4/4       |
| 1.2          | -1.4  | -2.4                       | -1.4                  | -0.1        | 1/4. 2023 |
| -2.7         | -3.8  | 12.0                       | 0.4                   | 0.2         | 2/4       |
| 3.7          | -0.7  | 1.7                        | 1.0                   | 0.2         | 3/4       |
| -3.5         | 0.3   | 3.3                        | -1.3                  | -0.2        | 4/4       |
| 5.5          | 1.1   | -3.2                       | 1.6                   | 1.4         | 1/4. 2024 |
| -6.0         | -1.6  | 6.6                        | 2.1                   | 2.0         | 2/4       |
| -0.7         | -1.0  | 1.3                        | 1.3                   | -1.0        | 3/4       |

| Cultural and other services | 가가 ( 가 )<br>Gross value added at basic prices | Taxes less subsidies on products | Gross domestic income | Gross national income |           |
|-----------------------------|---|----------------------------------|-----------------------|-----------------------|-----------|
| 0.5                         | 0.0   | 0.2                              | 1.0                   | 0.8                   | 1/4. 2019 |
| 2.3                         | 1.4   | 0.1                              | -0.4                  | 0.1                   | 2/4       |
| 0.1                         | 0.2   | -0.0                             | -0.2                  | 0.5                   | 3/4       |
| 2.6                         | 1.1   | -0.3                             | 0.4                   | -0.1                  | 4/4       |
| -11.3                       | -1.4  | 0.0                              | 0.1                   | -0.0                  | 1/4. 2020 |
| -13.2                       | -3.0  | 0.5                              | -2.0                  | -2.2                  | 2/4       |
| 3.9                         | 2.3   | 1.6                              | 2.3                   | 2.3                   | 3/4       |
| -0.3                        | 1.7   | 0.5                              | 1.3                   | 1.9                   | 4/4       |
| 3.3                         | 1.6   | 1.2                              | 2.0                   | 1.6                   | 1/4. 2021 |
| 1.3                         | 1.0   | 4.8                              | -0.1                  | 1.0                   | 2/4       |
| -0.5                        | 0.3   | -3.3                             | -0.2                  | -1.6                  | 3/4       |
| 3.6                         | 1.5   | 2.5                              | 0.2                   | 0.8                   | 4/4       |
| 0.3                         | 0.7   | -2.3                             | 0.8                   | 0.4                   | 1/4. 2022 |
| 4.9                         | 1.0   | -0.9                             | -1.3                  | -0.9                  | 2/4       |
| 3.7                         | 0.5   | -0.3                             | -1.1                  | -0.8                  | 3/4       |
| -1.9                        | -0.3  | -2.0                             | 0.2                   | 0.4                   | 4/4       |
| 6.8                         | 0.6   | -0.9                             | 0.9                   | 1.9                   | 1/4. 2023 |
| -1.1                        | 0.8   | -2.0                             | 0.0                   | -0.9                  | 2/4       |
| 0.6                         | 1.0   | -1.7                             | 2.4                   | 2.1                   | 3/4       |
| -1.6                        | 0.3   | 2.7                              | 1.1                   | 0.6                   | 4/4       |
| 3.9                         | 1.2   | 2.9                              | 2.4                   | 2.4                   | 1/4. 2024 |
| 0.3                         | -0.1  | -2.0                             | -1.2                  | -1.4                  | 2/4       |
| -1.9                        | 0.3   | -2.3                             | 0.5                   | ...                   | 3/4       |

Note: 1) Since 2023, figures are preliminary.

2) An aggregate (or any intermediate aggregate) valued at chained prices is not identical with the sum of its components because of non-additivity.

3) Since each component's chained-won estimates could not represent the relative importance within their relevant components accurately, users should keep in mind the the characteristic when they compare a component with others relatively.

4) Waste management and remediation activities are included.

Source: The Bank of Korea.

7. ( , , )<sup>1)</sup>

2020=100

|           | ( 가 )                                      |                                  | 가가<br>( 가 )                            |                                   |
|-----------|--|----------------------------------|--|-----------------------------------|
|           | Gross domestic product at<br>market prices | Taxes less subsidies on products | Gross value added<br>(at basic prices) | Agriculture, forestry and fishing |
| 2016      | 96.549                                     | 93.201                           | 96.847                                 | 94.709                            |
| 2017      | 98.498                                     | 96.187                           | 98.703                                 | 97.314                            |
| 2018      | 99.056                                     | 97.970                           | 99.152                                 | 94.901                            |
| 2019      | 98.438                                     | 97.358                           | 98.533                                 | 88.339                            |
| 2020      | 100.000                                    | 100.000                          | 100.000                                | 100.000                           |
| 2021      | 103.181                                    | 104.418                          | 103.070                                | 110.119                           |
| 2022      | 105.046                                    | 107.579                          | 104.826                                | 99.380                            |
| 2023      | 107.042                                    | 104.160                          | 107.250                                | 104.102                           |
| 2021. 3/4 | 105.734                                    | 107.740                          | 105.548                                | 105.363                           |
| 4/4       | 103.521                                    | 108.781                          | 103.057                                | 100.817                           |
| 2022. 1/4 | 105.320                                    | 104.208                          | 105.403                                | 103.446                           |
| 2/4       | 104.915                                    | 107.779                          | 104.668                                | 115.687                           |
| 3/4       | 105.887                                    | 108.772                          | 105.630                                | 95.302                            |
| 4/4       | 104.110                                    | 109.241                          | 103.680                                | 88.184                            |
| 2023. 1/4 | 106.311                                    | 102.748                          | 106.567                                | 101.472                           |
| 2/4       | 105.762                                    | 101.937                          | 106.044                                | 112.653                           |
| 3/4       | 108.419                                    | 105.701                          | 108.624                                | 95.099                            |
| 4/4       | 107.601                                    | 106.029                          | 107.704                                | 106.511                           |
| 2024. 1/4 | 110.437                                    | 106.375                          | 110.736                                | 128.439                           |
| 2/4       | 110.811                                    | 106.251                          | 111.150                                | 121.013                           |
|           |  |                                  |  |                                   |
|           | Transportation and storage                 | Finance and insurance            | Real estate                            | Information and communication     |
| 2016      | 97.281                                     | 100.289                          | 94.307                                 | 99.580                            |
| 2017      | 93.722                                     | 104.380                          | 95.868                                 | 99.600                            |
| 2018      | 89.536                                     | 106.092                          | 97.307                                 | 98.760                            |
| 2019      | 92.253                                     | 102.900                          | 98.518                                 | 98.337                            |
| 2020      | 100.000                                    | 100.000                          | 100.000                                | 100.000                           |
| 2021      | 112.315                                    | 105.629                          | 99.339                                 | 104.928                           |
| 2022      | 115.598                                    | 113.062                          | 98.670                                 | 103.770                           |
| 2023      | 101.681                                    | 113.854                          | 99.544                                 | 105.123                           |
| 2021. 3/4 | 105.034                                    | 105.852                          | 99.950                                 | 103.704                           |
| 4/4       | 135.482                                    | 107.946                          | 99.791                                 | 106.178                           |
| 2022. 1/4 | 134.156                                    | 108.040                          | 99.488                                 | 100.471                           |
| 2/4       | 105.329                                    | 111.762                          | 98.062                                 | 104.239                           |
| 3/4       | 107.921                                    | 114.615                          | 98.195                                 | 103.416                           |
| 4/4       | 117.780                                    | 117.964                          | 98.935                                 | 106.625                           |
| 2023. 1/4 | 121.546                                    | 113.963                          | 98.786                                 | 101.533                           |
| 2/4       | 99.917                                     | 114.623                          | 98.471                                 | 106.857                           |
| 3/4       | 92.071                                     | 114.070                          | 99.964                                 | 104.716                           |
| 4/4       | 97.729                                     | 112.720                          | 101.000                                | 107.237                           |
| 2024. 1/4 | 107.244                                    | 113.094                          | 100.685                                | 101.694                           |
| 2/4       | 90.659                                     | 111.003                          | 100.087                                | 108.631                           |

: 1) 2023

2)

:

7. GDP by Kind of Economic Activity (Deflator, Original Series) <sup>1)</sup>

2020=100

|                      |  | , 가 <sup>2)</sup>                 |                              |   |  |           |
|----------------------|--|-----------------------------------|------------------------------|---|--|-----------|
| Mining and quarrying | Manufacturing                                      | Electricity, gas and water supply | Construction                 | Wholesale and retail trade, accommodation and food services |  |           |
| 102.632              | 101.194  | 117.374                           | 85.630                       | 100.695   |  | 2016      |
| 106.994              | 104.356  | 99.438                            | 89.425                       | 102.318   |  | 2017      |
| 104.658              | 103.742  | 88.591                            | 93.964                       | 102.474   |  | 2018      |
| 104.983              | 99.679   | 88.459                            | 97.924                       | 101.180   |  | 2019      |
| 100.000              | 100.000  | 100.000                           | 100.000                      | 100.000   |  | 2020      |
| 93.354               | 103.535  | 80.985                            | 104.273                      | 103.441   |  | 2021      |
| 101.262              | 106.674  | 34.347                            | 110.144                      | 107.066   |  | 2022      |
| 125.037              | 104.747  | 91.189                            | 114.853                      | 115.974   |  | 2023      |
| 76.720               | 108.916  | 84.397                            | 105.818                      | 106.068   |  | 3/4. 2021 |
| 95.355               | 101.742  | 61.488                            | 109.950                      | 102.551   |  | 4/4       |
| 135.725              | 109.496  | 37.764                            | 106.996                      | 109.518   |  | 1/4. 2022 |
| 101.098              | 106.946  | 38.621                            | 104.766                      | 106.900   |  | 2/4       |
| 76.923               | 107.356  | 25.205                            | 111.987                      | 108.940   |  | 3/4       |
| 103.811              | 103.044  | 34.502                            | 115.402                      | 103.426   |  | 4/4       |
| 153.010              | 105.428  | 64.112                            | 112.051                      | 114.250   |  | 1/4. 2023 |
| 123.294              | 102.573  | 78.499                            | 109.933                      | 113.131   |  | 2/4       |
| 101.316              | 106.825  | 116.295                           | 117.154                      | 116.853   |  | 3/4       |
| 131.340              | 104.223  | 108.231                           | 119.312                      | 119.505   |  | 4/4       |
| 167.736              | 111.125  | 118.971                           | 115.086                      | 118.133   |  | 1/4. 2024 |
| 130.903              | 112.628  | 122.876                           | 112.348                      | 117.956   |  | 2/4       |
| Business activities  | Public administration, defence and social security | Education                         | Human health and social work | Cultural and other services                                 |  |           |
| 88.075               | 89.558   | 93.476                            | 94.901                       | 92.382  |  | 2016      |
| 90.954               | 92.794   | 95.335                            | 96.970                       | 94.001  |  | 2017      |
| 93.775               | 96.079   | 96.840                            | 97.269                       | 97.095  |  | 2018      |
| 96.625               | 98.102   | 99.349                            | 97.705                       | 98.507  |  | 2019      |
| 100.000              | 100.000  | 100.000                           | 100.000                      | 100.000   |  | 2020      |
| 104.070              | 102.833  | 101.444                           | 101.753                      | 102.171   |  | 2021      |
| 108.677              | 107.248  | 102.911                           | 103.575                      | 105.941   |  | 2022      |
| 112.241              | 109.268  | 104.423                           | 105.853                      | 112.195   |  | 2023      |
| 103.965              | 113.976  | 102.614                           | 101.967                      | 102.471   |  | 3/4. 2021 |
| 105.025              | 98.590   | 98.814                            | 101.208                      | 102.052   |  | 4/4       |
| 107.673              | 103.964  | 96.927                            | 104.418                      | 104.442   |  | 1/4. 2022 |
| 108.568              | 105.584  | 111.479                           | 103.578                      | 105.763   |  | 2/4       |
| 108.719              | 117.647  | 103.933                           | 103.750                      | 106.437   |  | 3/4       |
| 109.517              | 102.380  | 100.370                           | 102.618                      | 106.948   |  | 4/4       |
| 112.384              | 105.804  | 98.052                            | 106.240                      | 109.726   |  | 1/4. 2023 |
| 112.008              | 108.466  | 111.293                           | 106.088                      | 111.729   |  | 2/4       |
| 112.187              | 118.866  | 107.504                           | 106.079                      | 113.567   |  | 3/4       |
| 112.376              | 104.473  | 101.845                           | 105.052                      | 113.591   |  | 4/4       |
| 116.242              | 107.350  | 101.582                           | 108.510                      | 117.857   |  | 1/4. 2024 |
| 115.247              | 111.141  | 113.892                           | 108.456                      | 117.094   |  | 2/4       |

Note: 1) Since 2023, figures are preliminary.

2) Waste management and remediation activities are included.

Source: The Bank of Korea.

## 8. ( 가 , )<sup>1)</sup> Gross Saving and Gross Investment (At Current Prices, Original Series)

: 10 , %

In billion won, %

|           | 가 (A)                            |                     |                                |                  | (D=B/A*100)<br>Gross saving ratio |
|-----------|----------------------------------|---------------------|--------------------------------|------------------|-----------------------------------|
|           | Gross national disposable income | Private consumption | General government consumption | Gross saving (B) |                                   |
| 2016      | 1,834,251.4                      | 902,762.4           | 264,717.1                      | 666,771.9        | 36.4                              |
| 2017      | 1,935,277.5                      | 946,901.5           | 281,899.3                      | 706,476.8        | 36.5                              |
| 2018      | 2,007,352.8                      | 991,724.3           | 303,861.2                      | 711,767.2        | 35.5                              |
| 2019      | 2,051,307.9                      | 1,022,456.7         | 327,780.4                      | 701,070.7        | 34.2                              |
| 2020      | 2,072,253.6                      | 984,088.0           | 349,586.2                      | 738,579.4        | 35.6                              |
| 2021      | 2,240,839.7                      | 1,046,772.2         | 378,268.2                      | 815,799.2        | 36.4                              |
| 2022      | 2,349,203.9                      | 1,139,397.2         | 409,866.5                      | 799,940.2        | 34.1                              |
| 2023      | 2,438,286.4                      | 1,197,566.9         | 423,133.2                      | 817,586.3        | 33.5                              |
| 2021. 3/4 | 572,005.2                        | 264,152.2           | 92,992.1                       | 214,860.9        | 37.6                              |
| 4/4       | 596,236.6                        | 276,057.3           | 95,766.2                       | 224,413.1        | 37.6                              |
| 2022. 1/4 | 557,702.9                        | 269,390.0           | 102,846.1                      | 185,466.8        | 33.3                              |
| 2/4       | 584,133.7                        | 279,022.1           | 104,502.1                      | 200,609.5        | 34.3                              |
| 3/4       | 596,844.2                        | 292,406.5           | 98,948.5                       | 205,489.1        | 34.4                              |
| 4/4       | 610,523.1                        | 298,578.6           | 103,569.9                      | 208,374.6        | 34.1                              |
| 2023. 1/4 | 580,023.6                        | 294,079.9           | 109,553.0                      | 176,390.6        | 30.4                              |
| 2/4       | 599,948.2                        | 292,308.6           | 107,645.8                      | 199,993.8        | 33.3                              |
| 3/4       | 619,175.4                        | 301,726.5           | 101,925.6                      | 215,523.4        | 34.8                              |
| 4/4       | 639,139.2                        | 309,452.0           | 104,008.8                      | 225,678.5        | 35.3                              |
| 2024. 1/4 | 613,145.9                        | 304,191.8           | 111,363.3                      | 197,590.8        | 32.2                              |
| 2/4       | 635,532.3                        | 301,873.8           | 112,575.5                      | 221,082.9        | 34.8                              |

|           | 가 (C)                            |                               |   | (E=C/A*100)<br>Gross domestic investment ratio |
|-----------|----------------------------------|-------------------------------|---|--|
|           | Gross domestic capital formation | Gross fixed capital formation | Changes in inventories & acquisitions less disposals of valuables |  |
| 2016      | 549,585.3                        | 547,455.7                     | 2,129.6   | 30.0   |
| 2017      | 618,283.5                        | 613,123.4                     | 5,160.1   | 31.9   |
| 2018      | 627,152.5                        | 612,026.6                     | 15,125.9  | 31.2   |
| 2019      | 636,575.4                        | 614,474.5                     | 22,100.9  | 31.0   |
| 2020      | 648,928.8                        | 638,966.7                     | 9,962.1   | 31.3   |
| 2021      | 721,964.5                        | 699,630.7                     | 22,333.7  | 32.2   |
| 2022      | 774,411.5                        | 742,073.9                     | 32,337.6  | 33.0   |
| 2023      | 774,563.6                        | 770,727.2                     | 3,836.4   | 31.8   |
| 2021. 3/4 | 189,624.8                        | 172,340.9                     | 17,283.9  | 33.2   |
| 4/4       | 201,951.1                        | 191,300.0                     | 10,651.1  | 33.9   |
| 2022. 1/4 | 168,517.2                        | 160,238.7                     | 8,278.5   | 30.2   |
| 2/4       | 188,970.9                        | 191,147.5                     | -2,176.5  | 32.4   |
| 3/4       | 209,149.9                        | 187,172.5                     | 21,977.4  | 35.0   |
| 4/4       | 207,773.4                        | 203,515.2                     | 4,258.2   | 34.0   |
| 2023. 1/4 | 183,444.2                        | 170,868.5                     | 12,575.7  | 31.6   |
| 2/4       | 195,450.3                        | 200,573.9                     | -5,123.6  | 32.6   |
| 3/4       | 197,940.8                        | 193,086.4                     | 4,854.4   | 32.0   |
| 4/4       | 197,728.2                        | 206,198.5                     | -8,470.2  | 30.9   |
| 2024. 1/4 | 174,047.0                        | 177,009.7                     | -2,962.7  | 28.4   |
| 2/4       | 194,906.6                        | 203,475.4                     | -8,568.8  | 30.7   |

: 1) 2023

:

Note: 1) Since 2023, figures are preliminary.

Source: The Bank of Korea.



## XIII. 정부 · 재정 / 금융

Government Finance and Service / Finance

|                          |     |
|--------------------------|-----|
| 1. 통합재정수지                | 293 |
| 2. 예금취급기관개관표(종합표)        | 294 |
| 3. 예금취급기관개관표(중앙은행)       | 296 |
| 4. 예금취급기관개관표(기타예금취급기관)   | 298 |
| 5. 한국은행계정                | 300 |
| 6. 화폐발행잔액                | 302 |
| 7. 권화종별 화폐발행잔액           | 303 |
| 8. M2(광의통화) 상품별 구성내역(말잔) | 304 |
| 9. 예금은행 지급준비액 (신기준, 평잔)  | 305 |
| 10. 예금은행 예금주별 예금(말잔)     | 306 |
| 11. 예금은행 종별 요구불예금(말잔)    | 307 |
| 12. 예금은행 종별 저축성예금        | 308 |
| 13. 예금은행 지역별 예금(말잔)      | 309 |
| 14. 예금은행 지역별 대출금(말잔)     | 310 |
| 15. 예금은행 자금별 대출금(말잔)     | 311 |
| 16. 예금은행 산업별 대출금         | 312 |
| 17. 가계신용                 | 313 |
| 18. 시장금리                 | 314 |
| 19. 지역별 어음부도율            | 315 |
| 20. 어음 교환 및 부도           | 316 |
| 21. 증권거래                 | 317 |
| 22. 증시자금 조달              | 318 |
| 23. 주요 국공채 발행 및 잔액       | 320 |
| 24. 코스피 200 선물 거래실적      | 321 |
| 25. 생명보험 사업의 주요지표        | 322 |
| 26. 손해보험 사업의 주요지표        | 323 |
| 27. 보험사업의 경영효율           | 324 |



## 주요 용어 해설 (Explanation of Terms)

### XIII-1. 통합재정수지(Consolidated central government balance)

- 통합재정은 일반회계, 특별회계, 공공기금간의 전출금 및 전입금 등 회계 간 내부거래와 국채 발행, 차입, 채무상환 등 수지차 보전을 위한 보전거래를 세입과 세출에서 각각 제외한 순계개념의 세입과 세출을 말하며, 통합재정수지는 이러한 순계개념의 세입과 세출의 차를 의미함

### XIII-2. 금융개관표(Financial survey)

- 통화금융기관에 비통화금융기관을 포함하여 작성한 금융기관 전체의 연결대차대조표로 자산 및 부채 항목을 경제부문별(정부, 민간, 해외, 기타) 및 금융수단별로 분류한 것임. 동 개관표를 통하여 총유동성(M3)지표가 작성되고 있으며, 통화금융기관과 비통화금융기관의 유동성부채 창출과정과 유동성의 부문별 공급경로를 체계적으로 파악할 수 있음

### XIII-2. 국내신용(Domestic credit)

- 통화는 정부부문, 민간부문, 해외부문 및 기타부문을 통해 공급되는 데 이중 통화금융기관이 정부부문과 민간부문을 통해 공급한 통화규모로 금융기관의 정부 및 민간에 대한 대출금과 이들이 발행한 유가증권 보유액을 포함함
- 국내신용 = 정부신용 + 민간신용

### XIII-2. 협의통화(M1)

- 화폐의 지급결제수단으로서의 기능을 증시킨 지표로서 민간이 보유하고 있는 현금에 예금취급기관의 결제성예금을 더한 것
- 협의통화(M1) = 현금통화 + 요구불예금 + 수시입출식 저축성 예금

### XIII-2. 광의통화(M2)

- 협의통화(M1)보다 넓은 의미의 지표
- 협의통화(M1) + 정기예·적금 + 시장형상품 + 만기2년미만 실적배당형상품+ 만기2년미만 금융채+기타(CMA, 신탁형증권저축, 종금사 발행어음, 2년미만 외화예수금)

### XIII-2. 금융기관유동성(Lf)

- 광의통화(M2) + M2포함 금융상품 중 만기2년이상 정기 예·적금 및 금융채 등 + 한국증권금융(주)의 예수금 + 생명보험회사(우체국보험 포함)의 보험계약준비금 등

#### XIII-4. 요구불예금(Demand deposits)

- 예금자가 언제든지 찾아 쓸 수 있는 예금을 통틀어 이르는 말로 예금취급기관의 당좌예금, 보통예금이 있음

#### XIII-4. 저축성예금(Time and saving deposits)

- 예금납입 및 인출방법에 대해 특정 조건이 있는 기한부 예금으로 주로 장기저축이나 이자수입을 목적으로 하는 예금을 말함. 예금주의 명의 표시에 따라 기명식 정기예금 · 무기명식 정기예금으로 분리하기도 함

#### XIII-5. 양도성 예금증서(Certificate of deposit: CD)

- 단기시장의 육성 및 금리자유화 기반 조성 등에 목적을 둔 저축상품으로, 은행이 정기예금에 대하여 발행하는 예금증서이다. 무기명 할인식으로 발행되며 중도해지는 불가능하나 양도는 가능함. 기간은 30일 이상으로 1년이 넘는 것도 있으나 대개는 90~180일이다. 예금자는 이를 금융시장에서 자유롭게 매매가능하고 높은 수익성, 환금성 및 안전성이 특징임. 한국에서는 1984년부터 발행하기 시작함

#### XIII-5. RP(Repurchase agreement)

- 환매조건부 채권을 말하며, 일정기간이 지난 후에 다시 매입하는 조건으로 채권을 매도함으로써 수요자가 단기자금을 조달하는 금융거래방식의 하나

#### XIII-9. 예금은행(Deposit money banks)

- 일반은행과 특수은행을 포괄하는 개념으로 일반은행에는 시중은행, 지방은행 및 외국은행 국내지점이 포함되며, 특수은행으로는 한국의환은행, 중소기업은행, 국민은행, 한국주택은행, 농업협동조합중앙회, 수산업협동조합중앙회 등이 있음

#### XIII-18. 채권수익률(Bond yields)

- 한국증권업협회가 자본금 기준 10개 대형증권회사가 매출한 각 채권의 금액 가중평균수익률을 일별로 산출하고 있는데 '통화금융' 상의 각 채권수익률은 일별 수익률을 단순평균한 금리임

#### XIII-19. 부도율(Dishonored ratio)

- 어음교환액(장수)에 대한 부도액(장수)의 비율로 시중의 자금사정을 나타내는 지표임

#### XIII-20. 어음 교환(Cleared checks and bills)

- 다수의 은행이 일정한 시간에 일정한 장소에 모여 자행이 수납한 어음 중 타행을 지급지로 하는 어음과 타행이 수납한 어음 중 자행을 지급지로 하는 어음(타점권)을 서로 교환하고 차액은 한국은행에 개설된 당좌예금이체를 통하여 결제하는 제도

XIII-21. 상장주식회전율(Turnover ratio of based on trading volume)

- 거래량을 당해 기간 중의 평균상장주식수로 나눈 것으로 주식의 유통 상황을 판단하기 위해 산출되는 지표
- 상장주식회전율(거래량회전율) = 총 거래량 ÷ 평균 상장주식수 × 100

XIII-21. 코스피 지수(KOSPI)

- 1980년 1월 4일을 기준으로 전 상장종목 보통주에 대하여 시가 총액식 산출방법에 의하여 종합 주가지수, 산업별 주가지수, 부문별 주가지수 및 자본규모별 주가지수 등으로 작성 발표되고 있음

XIII-24. 선물(Futures)

- 특정일에 계약만 하면서 상품과 대금 인수도는 계약 이후의 특정 날짜에 하는 것으로 약속하고, 그 인수도일에 계약을 이행하는 거래로서, 미리 정한 계약일이 오면 그 사이 거래 당사자들이 거래하기로 한 상품의 시세가 오르든 내리든 거래를 이행해야 함. 농산물, 금속 등 원자재와 증권, 외환, 금융상품에 걸쳐 광범위하게 이뤄지고 있음

XIII-24. 미결제 약정수량(Open interest)

- 선물·옵션시장에 참가하는 투자자가 매수·매도 포지션을 보유한 상태에서 아직 청산되지 않고 남아있는 계약 수를 의미하며, 이는 선물시장에서 가격, 거래량과 함께 시장상황을 판단하는 중요한 지표임. 선물의 경우 신규 선물계약이 늘어나면 미결제약정은 증가하게 되지만 기존 포지션을 청산하는 계약이 증가하면 미결제약정은 감소하게 됨. 포지션을 청산하지 않은 계약 수, 즉 미결제 약정수량이 많다는 것은 선물을 통해 단기 시세차익을 노리는 예측 거래자보다는 실제 수요로 선물거래를 이용하는 투자자가 더 많다는 것을 의미함

XIII-24. 스프레드(Spread)

- 동일선물시장 혹은 관련 선물시장에서 2가지의 상이한 선물계약간의 가격차이를 말함. 스프레드거래란 이러한 상이한 두 선물계약을 동시에 매입 및 매도하는 거래를 뜻함. 스프레드 거래는 각 선물계약의 개별가격 변화보다는 두 선물계약의 가격차이 변화에서 이익을 추구함

XIII-25. 생명보험(Life insurance)

- 보험자가 사망하거나 일정한 연령에 이르면 지불할 것을 약정한 보험

XIII-25. 지급보험금(Claims paid)

- 생명보험에서는 보험사고가 생겼을 때 보험회사가 보험수익자에게 지급하는금액을 말함. 통상, 지급보험금과 보험가입금액과 같은 뜻이며, 그 내역은 만기, 사망, 고도장애 등으로 되어 있음. 손해보험에서는 보험사고가 발생하여 손해가 생겼을 경우에 보험회사가 피보험자에게 지급하는 금액을 말함

XIII-25. 사업비(Operating expenses)

- 보험사업을 수행하는 데 소요되는 비용. 따라서 투자비용은 포함되지 않는 것이 원칙이며 생명보험에서는 신계약비, 유지비, 수급비로 분류되고 손해보험에서는 손해조사비, 일반관리비, 영업비, 각종 수수료, 모집비를 총칭해서 말함

XIII-25. 운용자산(Invested assets)

- 운용자산에는 현금 및 예치금, 유가증권, 대출채권, 부동산이 있음

XIII-25. 자산(Assets)

- 보험업감독규정상 자산은 현금 및 예치금, 당기손익인식증권, 매도가능증권, 만기보유증권, 관계·종속기업투자주식, 대출채권, 부동산, 고정자산, 기타자산 및 특별계정자산으로 구분

XIII-25. 책임준비금(Policy reserve)

- 보험계약을 체결한 경우 계약자로부터 매년 납입받는 보험료 중에서 보험료 산출시 적용한 기초율로 비용(사업비, 위험보험금)을 지출하고 계약자에게 장래에 지급할 보험금, 환급금, 계약자배당금 등의 부채에 충당하기 위하여 적립하는 법정준비금으로 보험업감독규정에 의하면 책임준비금은 보험계약부채, 재보험계약부채, 투자계약부채로 구분하여 각각 적립하도록 되어 있음

XIII-25. 보험수익(Insurance revenue)

- 기업이 보험계약서비스를 제공함에 따라 지급 받는 대가인 보험료 수취액에 금융효과를 조정하고, 모든 투자요소 금액을 제외한 금액으로 인식한다. 이를 수식으로 표현하면 다음과 같다.  
총 보험수익 = 총 수취보험료 ± 보험금융비용(수익) - 투자요소 다만, IFRS17 시행 이후 포괄손익계산서 보험수익의 세부 계정과목은 예상보험금, 예상손해조사비, 예상계약유지비, 예상투자관리비, 위험조정변동, 보험계약마진상각 등으로 되어 있음

XIII-25. 발생보험금(Incurred claims)

- 보험계약 집합 측정 시 포함되는 현금흐름 중 당기에 실제로 발생한 보험금으로, 투자요소를 제외하고 손실요소배분액을 차감하기 전 금액

XIII-25. 보험계약부채(Insurance contract liabilitys)

- 보험계약대출(부(-)의 부채)\*, 계약자 배당부채 등이 있으며, 보험업감독규정에 의하면 보험계약부채는 결산시점 현재 아직 발생하지 않은 보험사고 및 지급사유가 발생하지 않은 투자요소에 대한 부채(잔여보장요소)와 발생한 보험사고 및 지급사유가 발생하였으나 지급되지 않은 투자요소에 대한 부채(발생사고요소)로 구분하여 각각 적립하도록 되어 있음

\* IFRS17 이전에는 보험약관대출금과 같은 대출채권으로 자산으로 계상함

XIII-26. 손해보험(Non-life insurance)

- 불의의 사고로 생기는 손해에 대하여 보상받을 수 있는 보험

XIII-26. 경과보험료(Earned premiums)

- 보험기간의 경과를 감안하여 당기의 수익으로 계상되는 보험료 수입. 보험계약에서는 계약연도와 보험회사의 회계연도가 일치하지 않는 것이 일반적이데, 계약연도에 해당하는 보험료 중 회계연도 말에 기간이 경과하여 당기의 수익으로 계상하는 것이 타당한 보험료가 경과보험료이고, 경과보험료를 제외한 나머지 부분은 차기 회계연도의 일부에 해당하여 미경과보험료라고 함

XIII-26. 재보험수익(Reinsurance revenue)

- 보유한 재보험계약에서 당기에 실제로 회수되는 재보험금으로 투자요소를 제외하고, 손실요소 배분액을 차감하기 전 금액을 말하는 발생재보험금과 그의 발생손해조사비, 손실회수요소관련수익, 손실회수요소배분액, 발생사고요소조정, 기타재보험수익이 있음

XIII-26. 예상재보험금(Expected reinsurance claims)

- 취득한 보험계약 집합 측정 시 포함되는 현금흐름 중 당기에 보험사고 발생 시 회수할 것으로 예상한 재보험금으로, 투자요소를 제외한 금액

XIII-27. 신계약률(Ratio of new business)

- 신계약률 = 신계약액 ÷ 연초보유계약액 × 100

XIII-27. 효력상실·해약률(Ratio of lapses & surrenders)

- 효력상실·해약률 = 효력상실·해약액 ÷ (연초보유계약액+신계약액) × 100

XIII-27. 원수손해율(Direct loss ratio)

- 원수손해율 = 원수보험금 ÷ 원수보험료 × 100

XIII-27. 경과손해율(Earned incurred loss ratio)

- 경과손해율 = 발생손해액 ÷ 경과보험료 × 100





1) )

## 1. Consolidated Central Government Balance

: 10

In billion won

|       |       | Revenues                  | Current revenue     | Capital revenue | Expenditure & net lending                  |
|-------|-------|---------------------------|---------------------|-----------------|--|
| 2023. | 2     | 86,534                    | 86,193              | 341             | 111,109                                    |
|       | 3     | 139,429                   | 138,894             | 535             | 180,854                                    |
|       | 4     | 202,775                   | 201,613             | 1,162           | 231,759                                    |
|       | 5     | 245,430                   | 243,985             | 1,445           | 276,218                                    |
|       | 6     | 282,315                   | 280,707             | 1,607           | 337,759                                    |
|       | 7     | 336,911                   | 334,984             | 1,926           | 374,798                                    |
|       | 8     | 375,951                   | 373,865             | 2,086           | 407,276                                    |
|       | 9     | 415,578                   | 413,034             | 2,543           | 446,732                                    |
|       | 10    | 468,163                   | 465,378             | 2,785           | 478,607                                    |
|       | 11    | 501,462                   | 498,325             | 3,137           | 520,917                                    |
|       | 12    | 543,586                   | 539,887             | 3,700           | 580,354                                    |
|       | 2024. | 1                         | 64,680              | 64,479          | 201  |
| 2     |       | 92,482                    | 92,133              | 349             | 122,383                                    |
| 3     |       | 138,333                   | 137,740             | 593             | 203,074                                    |
| 4     |       | 200,514                   | 199,681             | 832             | 247,595                                    |
| 5     |       | 242,902                   | 241,819             | 1,083           | 295,059                                    |
| 6     |       | 278,250                   | 276,159             | 2,090           | 354,219                                    |
| 7     |       | 336,459                   | 334,141             | 2,317           | 388,801                                    |
| 8     |       | 373,845                   | 371,337             | 2,508           | 424,198                                    |
|       |       | Expenditure & net lending |                     |                 | Consolidated central<br>government balance |
|       |       | Current expenditure       | Capital expenditure | Net lending     |  |
| 2023. | 2     | 100,345                   | 4,567               | 6,197           | -24,574                                    |
|       | 3     | 158,214                   | 10,660              | 11,980          | -41,425                                    |
|       | 4     | 200,822                   | 14,047              | 16,890          | -28,984                                    |
|       | 5     | 240,084                   | 17,250              | 18,884          | -30,789                                    |
|       | 6     | 294,152                   | 23,410              | 20,198          | -55,444                                    |
|       | 7     | 329,664                   | 24,780              | 20,353          | -37,887                                    |
|       | 8     | 360,251                   | 25,992              | 21,033          | -31,325                                    |
|       | 9     | 397,678                   | 27,948              | 21,106          | -31,154                                    |
|       | 10    | 429,052                   | 29,556              | 19,999          | -10,444                                    |
|       | 11    | 470,213                   | 31,689              | 19,014          | -19,455                                    |
|       | 12    | 523,270                   | 36,437              | 20,647          | -36,768                                    |
|       | 2024. | 1                         | 51,271              | 1,878           | 294  |
| 2     |       | 108,094                   | 7,198               | 7,092           | -29,902                                    |
| 3     |       | 173,601                   | 15,530              | 13,943          | -64,741                                    |
| 4     |       | 214,396                   | 17,864              | 15,336          | -47,082                                    |
| 5     |       | 258,818                   | 20,287              | 15,954          | -52,157                                    |
| 6     |       | 310,746                   | 25,869              | 17,604          | -75,970                                    |
| 7     |       | 344,471                   | 27,003              | 17,327          | -52,343                                    |
| 8     |       | 377,654                   | 28,571              | 17,974          | -50,354                                    |

: 1)

:

Note: 1) Monthly figures are the total amount from Jan. to the corresponding month.  
Source: Ministry of Economy and Finance.

2. ( )<sup>1)</sup>

: 10

|       |                 | Assets                           |                              |                  |  |                     |           |
|-------|-----------------|----------------------------------|------------------------------|------------------|--|---------------------|-----------|
|       |                 | ( )                              |                              |                  | (-)                                      |                     |           |
|       |                 | 가 (+)                            |                              | (-)              |  |                     |           |
|       | Domestic claims | Net claims on central government | Claims on central government | Government bonds | Less : liabilities to central government | Government deposits |           |
| 2019  |                 | 3,282,770.9                      | -186,825.3                   | 138,739.2        | 133,729.0                                | 325,564.5           | 291,945.6 |
| 2020  |                 | 3,600,072.5                      | -182,161.3                   | 165,978.6        | 160,200.8                                | 348,139.9           | 313,133.4 |
| 2021  |                 | 4,036,599.7                      | -173,584.2                   | 203,440.5        | 197,222.5                                | 377,024.9           | 340,381.3 |
| 2022  |                 | 4,357,464.0                      | -143,081.7                   | 222,774.0        | 217,320.9                                | 365,855.7           | 328,016.8 |
| 2023  |                 | 4,580,907.1                      | -102,293.2                   | 245,130.6        | 235,421.9                                | 347,423.7           | 309,782.6 |
| 2023. | 8               | 4,478,469.9                      | -128,872.4                   | 267,177.0        | 255,758.0                                | 396,049.4           | 346,938.5 |
|       | 9               | 4,525,398.6                      | -118,904.8                   | 254,049.8        | 248,560.8                                | 372,954.6           | 337,964.2 |
|       | 10              | 4,531,680.0                      | -134,173.1                   | 251,655.8        | 245,436.6                                | 385,828.9           | 347,523.9 |
|       | 11              | 4,580,451.1                      | -117,012.8                   | 248,821.6        | 242,834.8                                | 365,834.4           | 325,965.2 |
|       | 12              | 4,580,907.1                      | -102,293.2                   | 245,130.6        | 235,421.9                                | 347,423.7           | 309,782.6 |
| 2024. | 1               | 4,599,360.9                      | -112,067.4                   | 249,135.3        | 243,574.5                                | 361,202.7           | 324,165.9 |
|       | 2               | 4,626,502.5                      | -89,022.4                    | 266,478.9        | 250,769.2                                | 355,501.2           | 318,169.4 |
|       | 3               | 4,669,320.8                      | -53,354.4                    | 295,813.0        | 257,129.0                                | 349,167.4           | 310,852.0 |
|       | 4               | 4,680,561.7                      | -75,564.4                    | 283,552.8        | 271,996.6                                | 359,117.2           | 315,775.5 |
|       | 5               | 4,711,237.8                      | -65,904.8                    | 290,706.0        | 277,089.9                                | 356,610.9           | 315,031.4 |
|       | 6               | 4,740,156.9                      | -53,485.9                    | 291,819.2        | 265,824.0                                | 345,305.2           | 308,223.1 |
|       | 7               | 4,722,628.2                      | -79,237.6                    | 273,304.5        | 267,072.3                                | 352,542.2           | 314,360.7 |
|       | 8 p)            | 4,734,444.2                      | -64,667.3                    | 282,467.9        | 260,232.5                                | 347,135.2           | 308,984.4 |

|       |      | Assets  |  |          |                              |                                     |             |           |
|-------|------|---|--|----------|------------------------------|-------------------------------------|-------------|-----------|
|       |      | Domestic claims                                   |  |          |                              |                                     |             |           |
|       |      | 2)  | 3)                                     |          | 4)                           |                                     |             |           |
|       |      | Claims on local government & social security org. | Claims on other financial corporations | 가        |                              | Claims on nonfinancial corporations | 가           |           |
|       |      |   |  | Loans    | Securities other than shares |                                     |             | Loans     |
| 2019  |      | 13,581.0  | 536,822.8                              | 33,986.4 | 266,177.4                    | 1,772,942.3                         | 1,254,365.3 | 261,513.6 |
| 2020  |      | 12,481.5  | 572,067.2                              | 40,004.1 | 292,141.1                    | 1,964,038.9                         | 1,422,324.1 | 280,114.2 |
| 2021  |      | 12,672.1  | 629,979.1                              | 45,082.6 | 324,479.0                    | 2,240,900.6                         | 1,627,948.6 | 322,864.1 |
| 2022  |      | 12,671.2  | 689,263.8                              | 53,631.3 | 334,231.6                    | 2,480,263.8                         | 1,847,478.9 | 352,504.3 |
| 2023  |      | 14,576.6  | 714,968.5                              | 53,964.7 | 320,928.1                    | 2,649,714.0                         | 1,942,936.2 | 394,806.0 |
| 2023. | 8    | 13,897.7  | 692,060.1                              | 52,378.2 | 317,947.6                    | 2,603,353.9                         | 1,922,305.3 | 379,441.6 |
|       | 9    | 12,109.4  | 707,936.7                              | 54,595.5 | 319,861.3                    | 2,625,717.3                         | 1,930,596.4 | 387,075.6 |
|       | 10   | 14,176.8  | 703,424.7                              | 54,525.2 | 318,107.1                    | 2,645,415.0                         | 1,945,229.9 | 391,460.5 |
|       | 11   | 15,557.4  | 714,488.4                              | 53,695.8 | 324,232.1                    | 2,662,361.2                         | 1,956,541.6 | 395,278.7 |
|       | 12   | 14,576.6  | 714,968.5                              | 53,964.7 | 320,928.1                    | 2,649,714.0                         | 1,942,936.2 | 394,806.0 |
| 2024. | 1    | 15,548.5  | 716,617.4                              | 53,035.6 | 323,125.7                    | 2,673,848.6                         | 1,960,748.5 | 401,792.5 |
|       | 2    | 14,226.9  | 718,255.7                              | 53,283.4 | 323,972.7                    | 2,679,617.5                         | 1,969,722.9 | 399,457.6 |
|       | 3    | 14,955.8  | 722,695.6                              | 53,526.5 | 322,685.2                    | 2,686,468.0                         | 1,971,466.0 | 400,435.6 |
|       | 4    | 15,117.4  | 720,203.4                              | 53,199.4 | 317,174.6                    | 2,717,856.3                         | 1,990,931.6 | 404,052.2 |
|       | 5    | 17,203.5  | 718,226.6                              | 53,469.8 | 315,569.5                    | 2,732,874.0                         | 2,001,319.6 | 402,320.0 |
|       | 6    | 15,326.3  | 731,941.1                              | 54,670.7 | 314,208.0                    | 2,733,768.2                         | 1,997,732.7 | 403,736.5 |
|       | 7    | 15,621.7  | 727,747.0                              | 54,284.1 | 309,838.0                    | 2,740,063.6                         | 2,012,426.3 | 393,760.5 |
|       | 8 p) | 15,261.5  | 717,729.0                              | 54,360.7 | 307,869.9                    | 2,737,976.7                         | 2,020,769.9 | 387,657.1 |

: 1)

2)

3)

4)

5)

:

2. Depository Corporations Survey <sup>1)</sup>

In billion won

| Domestic claims |                      | Assets    |                    |                |                    | Total assets or liabilities & net worth |         |
|-----------------|----------------------|-----------|--------------------|----------------|--------------------|---|---------|
| 가               | Claims on households | Loans     | ( + )              |                | ( - )              |   |         |
|                 |                      |           | Net foreign assets | Foreign assets | Foreign securities | Foreign liabilities                     |         |
| 1,146,250.0     | 1,145,108.7          | 611,842.1 | 901,272.3          | 455,826.2      | 289,430.2          | 3,894,613.0                             | 2019    |
| 1,233,646.3     | 1,232,347.3          | 628,225.6 | 933,478.0          | 454,726.6      | 305,252.4          | 4,228,298.1                             | 2020    |
| 1,326,632.3     | 1,325,366.3          | 704,947.9 | 1,058,810.0        | 511,579.5      | 353,862.1          | 4,741,547.5                             | 2021    |
| 1,318,346.9     | 1,316,921.9          | 676,329.7 | 1,093,103.6        | 483,070.7      | 416,773.9          | 5,033,793.6                             | 2022    |
| 1,303,941.1     | 1,302,746.5          | 717,813.3 | 1,086,457.9        | 504,853.7      | 368,644.6          | 5,298,720.3                             | 2023    |
| 1,298,030.6     | 1,296,630.4          | 711,756.6 | 1,108,146.4        | 516,559.6      | 396,389.9          | 5,190,226.4                             | 8. 2023 |
| 1,298,539.9     | 1,297,088.4          | 692,692.7 | 1,091,620.9        | 513,289.8      | 398,928.2          | 5,218,091.2                             | 9       |
| 1,302,836.7     | 1,301,485.3          | 705,165.8 | 1,114,756.3        | 509,554.1      | 409,590.6          | 5,236,845.8                             | 10      |
| 1,305,056.9     | 1,303,821.1          | 708,478.4 | 1,088,309.5        | 507,493.6      | 379,831.1          | 5,288,929.5                             | 11      |
| 1,303,941.1     | 1,302,746.5          | 717,813.3 | 1,086,457.9        | 504,853.7      | 368,644.6          | 5,298,720.3                             | 12      |
| 1,305,413.9     | 1,304,169.8          | 720,126.8 | 1,107,659.8        | 505,304.9      | 387,533.0          | 5,319,487.7                             | 1. 2024 |
| 1,303,424.9     | 1,302,125.9          | 731,622.0 | 1,107,957.6        | 510,676.4      | 376,335.6          | 5,358,124.5                             | 2       |
| 1,298,555.8     | 1,297,148.8          | 746,251.9 | 1,133,199.0        | 509,121.8      | 386,947.1          | 5,415,572.7                             | 3       |
| 1,302,949.0     | 1,301,582.1          | 732,399.4 | 1,139,007.5        | 518,306.4      | 406,608.1          | 5,412,961.0                             | 4       |
| 1,308,838.5     | 1,307,460.8          | 738,922.3 | 1,136,953.7        | 520,692.7      | 398,031.5          | 5,450,160.1                             | 5       |
| 1,312,607.2     | 1,310,947.5          | 794,601.8 | 1,194,276.0        | 540,840.3      | 399,674.2          | 5,534,758.6                             | 6       |
| 1,318,433.5     | 1,316,960.6          | 800,899.7 | 1,198,068.6        | 545,867.6      | 397,168.9          | 5,523,527.8                             | 7       |
| 1,328,144.3     | 1,326,611.4          | 797,766.2 | 1,185,040.7        | 547,673.2      | 387,274.5          | 5,532,210.4                             | 8 p)    |

| Liabilities |                           |   |                 |                   | Shares and other equity | ( )        | Consolidation adjustment, net |  |
|-------------|---------------------------|---|-----------------|-------------------|-------------------------|------------|-------------------------------|--|
| (M2)        | M2                        | M2 가  | 5)              | ( )               |                         |            |                               |  |
| Broad money | Deposits excluded from M2 | Securities other than shares excluded from M2 | Borrowings etc. | Other items (net) |                         |            |                               |  |
| 2,913,609.6 | 558,582.4                 | 184,383.3                                     | 48,924.1        | 47,207.0          | 255,610.0               | -113,703.3 | 2019                          |  |
| 3,199,835.7 | 586,922.8                 | 171,096.1                                     | 61,387.9        | 30,380.3          | 276,972.1               | -98,296.9  | 2020                          |  |
| 3,613,687.6 | 630,791.0                 | 177,935.9                                     | 59,594.9        | 67,067.0          | 338,889.6               | -146,418.3 | 2021                          |  |
| 3,758,235.5 | 709,734.4                 | 154,561.3                                     | 92,247.8        | 68,547.1          | 337,945.3               | -87,477.6  | 2022                          |  |
| 3,904,552.6 | 769,637.6                 | 167,643.1                                     | 73,238.7        | 120,660.2         | 379,615.0               | -116,626.8 | 2023                          |  |
| 3,824,418.8 | 736,723.6                 | 155,929.0                                     | 84,400.0        | 130,705.3         | 372,342.9               | -114,293.2 | 8. 2023                       |  |
| 3,839,468.6 | 741,223.9                 | 158,241.0                                     | 85,726.4        | 135,164.1         | 369,314.7               | -111,047.5 | 9                             |  |
| 3,853,614.2 | 743,702.4                 | 157,897.9                                     | 90,800.1        | 131,884.9         | 370,386.8               | -111,440.4 | 10                            |  |
| 3,906,680.7 | 749,521.8                 | 165,752.9                                     | 80,006.7        | 131,082.6         | 375,730.8               | -119,845.9 | 11                            |  |
| 3,904,552.6 | 769,637.6                 | 167,643.1                                     | 73,238.7        | 120,660.2         | 379,615.0               | -116,626.8 | 12                            |  |
| 3,903,018.5 | 776,898.2                 | 162,607.1                                     | 77,437.9        | 119,969.2         | 387,292.1               | -107,735.3 | 1. 2024                       |  |
| 3,967,852.0 | 765,542.8                 | 162,977.2                                     | 79,677.3        | 112,989.3         | 389,431.7               | -120,345.7 | 2                             |  |
| 4,014,175.2 | 766,749.9                 | 162,417.8                                     | 77,714.4        | 119,700.1         | 389,080.5               | -114,265.0 | 3                             |  |
| 3,971,094.3 | 773,886.5                 | 162,706.2                                     | 88,113.4        | 123,409.8         | 393,884.9               | -100,134.2 | 4                             |  |
| 4,009,360.8 | 770,494.8                 | 166,200.3                                     | 85,041.0        | 139,389.3         | 402,875.6               | -123,201.7 | 5                             |  |
| 4,040,147.1 | 775,586.5                 | 167,655.7                                     | 80,266.4        | 170,527.1         | 410,310.9               | -109,735.1 | 6                             |  |
| 4,042,364.7 | 782,063.0                 | 165,322.1                                     | 79,991.4        | 180,865.7         | 415,044.2               | -142,123.2 | 7                             |  |
| 4,072,314.3 | 785,537.7                 | 171,348.6                                     | 75,497.5        | 150,000.8         | 415,352.5               | -137,841.1 | 8 p)                          |  |

Note: 1) Central bank and other depository corporations (ODCs)

2) National pension fund, unemployment insurance fund, industrial accident prevention fund, etc.

3) Life and non-life insurance corporation, securities companies, finance companies, Korea Housing Finance Corporation, etc.

4) Public and private non-financial corporations

5) Borrowings, financial derivatives, etc.

Source: The Bank of Korea.

## 3.

( )<sup>1)6)</sup>

: 10

|         | Assets          |                             |                         |              |                                     |                 |   |          |
|---------|-----------------|-----------------------------|-------------------------|--------------|-------------------------------------|-----------------|---|----------|
|         | Domestic claims | ( )                         |                         |              |                                     | 2)              |   |          |
|         |                 | Net claims on central gov't | Claims on central gov't | Gov't. bonds | Less : liabilities to central gov't | Gov't. deposits | Claims on other depository corporations | Loans    |
|         |                 |                             |                         |              |                                     |                 |   |          |
| 2019    | -157,051.0      | -223,806.5                  | 18,777.5                | 16,723.1     | 242,583.9                           | 242,583.9       | 65,697.4                                | 19,426.4 |
| 2020    | -147,793.4      | -224,911.9                  | 28,126.7                | 25,939.9     | 253,038.6                           | 253,038.6       | 74,400.4                                | 34,065.0 |
| 2021    | -148,537.0      | -243,927.4                  | 31,455.3                | 28,959.3     | 275,382.9                           | 275,382.9       | 88,379.3                                | 38,989.7 |
| 2022    | -86,165.0       | -228,491.5                  | 33,913.4                | 32,067.6     | 262,404.9                           | 262,404.9       | 133,515.8                               | 40,037.9 |
| 2023    | -102,026.0      | -210,468.4                  | 35,131.7                | 29,082.3     | 245,600.1                           | 245,600.1       | 103,778.8                               | 19,644.9 |
| 2023. 8 | -101,332.5      | -216,717.5                  | 37,660.4                | 30,761.5     | 254,377.9                           | 254,377.9       | 113,427.2                               | 29,246.9 |
| 9       | -106,456.2      | -220,424.7                  | 30,973.9                | 29,786.6     | 251,398.6                           | 251,398.6       | 108,394.9                               | 26,765.0 |
| 10      | -112,269.3      | -216,829.5                  | 31,439.5                | 29,781.9     | 248,269.0                           | 248,269.0       | 103,141.5                               | 23,546.5 |
| 11      | -116,541.4      | -210,707.5                  | 31,597.7                | 29,777.2     | 242,305.2                           | 242,305.2       | 93,062.5                                | 19,647.1 |
| 12      | -102,026.0      | -210,468.4                  | 35,131.7                | 29,082.3     | 245,600.1                           | 245,600.1       | 103,778.8                               | 19,644.9 |
| 2024. 1 | -110,690.9      | -207,662.6                  | 30,365.2                | 29,082.3     | 238,027.8                           | 238,027.8       | 96,008.0                                | 19,400.8 |
| 2       | -105,044.0      | -193,605.3                  | 40,399.4                | 29,072.7     | 234,004.6                           | 234,004.6       | 87,696.2                                | 19,079.8 |
| 3       | -85,331.8       | -165,621.7                  | 62,444.5                | 28,288.3     | 228,066.1                           | 228,066.1       | 79,424.9                                | 18,807.0 |
| 4       | -107,093.6      | -191,892.2                  | 35,630.2                | 28,284.2     | 227,522.4                           | 227,522.4       | 83,933.6                                | 21,615.1 |
| 5       | -96,537.5       | -186,199.1                  | 37,645.3                | 28,280.0     | 223,844.4                           | 223,844.4       | 88,796.6                                | 25,511.0 |
| 6       | -85,937.5       | -171,630.0                  | 48,836.7                | 27,515.5     | 220,466.7                           | 220,466.7       | 84,827.6                                | 26,637.2 |
| 7       | -107,457.1      | -189,510.6                  | 28,946.7                | 27,510.6     | 218,457.4                           | 218,457.4       | 81,188.5                                | 26,404.6 |
| 8 p)    | -88,709.4       | -167,323.2                  | 45,201.6                | 27,505.7     | 212,524.9                           | 212,524.9       | 77,748.9                                | 26,099.1 |

|         | Assets                                 |                 |                                |       |           |                    |                |                    |                     |
|---------|--|-----------------|--------------------------------|-------|-----------|--------------------|----------------|--------------------|---------------------|
|         | Claims on other financial corporations | Domestic claims |                                |       |           | Net foreign assets | (-)            |                    |                     |
|         |  | 4)              |                                | 5)    |           |                    | Foreign assets | Foreign securities | Foreign liabilities |
|         |  | Loans           | Claims on nonfin. corp. sector | Loans |           |                    |                |                    |                     |
| 2019    | 745.0                                  | 0.0             | 313.0                          | 313.0 | 529,145.4 | 578,256.5          | 375,336.8      | 49,111.1           |                     |
| 2020    | 2,505.0                                | 1,760.0         | 213.0                          | 213.0 | 548,791.3 | 594,981.6          | 374,708.1      | 46,190.3           |                     |
| 2021    | 7,011.0                                | 2,446.0         | 0.0                            | 0.0   | 619,497.8 | 693,014.4          | 406,624.9      | 73,516.6           |                     |
| 2022    | 8,810.7                                | 1,725.7         | 0.0                            | 0.0   | 575,961.4 | 644,465.6          | 361,297.6      | 68,504.2           |                     |
| 2023    | 4,663.7                                | 98.7            | 0.0                            | 0.0   | 591,130.1 | 641,074.3          | 371,449.7      | 49,944.2           |                     |
| 2023. 8 | 1,957.8                                | 1,092.8         | 0.0                            | 0.0   | 586,103.2 | 639,033.0          | 386,422.0      | 52,929.8           |                     |
| 9       | 5,573.7                                | 738.7           | 0.0                            | 0.0   | 588,081.8 | 640,034.1          | 380,379.5      | 51,952.2           |                     |
| 10      | 1,418.7                                | 553.7           | 0.0                            | 0.0   | 578,569.2 | 629,413.2          | 377,214.2      | 50,844.0           |                     |
| 11      | 1,103.7                                | 238.7           | 0.0                            | 0.0   | 584,800.6 | 635,013.3          | 376,271.5      | 50,212.8           |                     |
| 12      | 4,663.7                                | 98.7            | 0.0                            | 0.0   | 591,130.1 | 641,074.3          | 371,449.7      | 49,944.2           |                     |
| 2024. 1 | 963.7                                  | 98.7            | 0.0                            | 0.0   | 585,616.7 | 636,854.4          | 366,798.1      | 51,237.6           |                     |
| 2       | 865.0                                  | 0.0             | 0.0                            | 0.0   | 587,412.3 | 636,825.5          | 368,853.2      | 49,413.2           |                     |
| 3       | 865.0                                  | 0.0             | 0.0                            | 0.0   | 602,881.1 | 652,571.1          | 362,186.5      | 49,690.0           |                     |
| 4       | 865.0                                  | 0.0             | 0.0                            | 0.0   | 590,207.6 | 641,133.0          | 367,725.1      | 50,925.3           |                     |
| 5       | 865.0                                  | 0.0             | 0.0                            | 0.0   | 594,030.3 | 645,290.2          | 366,683.7      | 51,259.9           |                     |
| 6       | 865.0                                  | 0.0             | 0.0                            | 0.0   | 630,403.9 | 682,517.3          | 382,232.8      | 52,113.4           |                     |
| 7       | 865.0                                  | 0.0             | 0.0                            | 0.0   | 627,915.3 | 682,495.4          | 383,301.6      | 54,580.1           |                     |
| 8 p)    | 865.0                                  | 0.0             | 0.0                            | 0.0   | 624,350.3 | 677,412.4          | 382,816.6      | 53,062.2           |                     |

: 1)

2)

3)

4)

5)

6)

:

3. Depository Corporations Survey (Central Bank) <sup>1)6)</sup>

In billion won

| Total assets or liabilities & net worth | Liabilities   |                         |                     |                  |                  |                  | M2<br>가 <sup>3)</sup><br>Securities other than shares included in M2 |  |
|---|---------------|-------------------------|---------------------|------------------|------------------|------------------|--|--|
|   | Monetary base | Currency in circulation | Liabilities to ODCs | Currency in ODCs |                  | Reserve deposits |  |  |
|   |               |                         |                     | Currency in ODCs | Reserve deposits |                  |  |  |
| 372,094.3                               | 191,829.3     | 114,523.9               | 77,305.4            | 11,021.7         | 66,283.7         | 13,433.8         | 2019   |  |
| 400,997.9                               | 221,503.7     | 136,152.6               | 85,351.2            | 11,249.3         | 74,101.9         | 10,339.9         | 2020   |  |
| 470,960.5                               | 248,785.5     | 156,264.2               | 92,521.4            | 11,148.4         | 81,373.0         | 10,263.8         | 2021   |  |
| 489,796.5                               | 275,963.5     | 162,855.8               | 113,107.7           | 11,843.6         | 101,264.1        | 6,496.8          | 2022   |  |
| 489,104.1                               | 274,077.0     | 170,324.0               | 103,753.0           | 10,602.5         | 93,150.6         | 5,329.6          | 2023   |  |
| 484,770.7                               | 272,498.0     | 165,500.6               | 106,997.4           | 11,169.6         | 95,827.8         | 8,394.6          | 8. 2023  |  |
| 481,625.7                               | 265,562.9     | 169,975.6               | 95,587.2            | 11,783.8         | 83,803.4         | 7,060.2          | 9  |  |
| 466,299.9                               | 263,844.5     | 167,587.8               | 96,256.7            | 12,063.0         | 84,193.8         | 6,077.9          | 10   |  |
| 468,259.2                               | 262,299.7     | 168,221.4               | 94,078.2            | 11,205.7         | 82,872.5         | 5,620.6          | 11   |  |
| 489,104.1                               | 274,077.0     | 170,324.0               | 103,753.0           | 10,602.5         | 93,150.6         | 5,329.6          | 12   |  |
| 474,925.8                               | 269,093.6     | 171,410.1               | 97,683.5            | 13,227.7         | 84,455.8         | 5,980.7          | 1. 2024  |  |
| 482,368.3                               | 270,376.7     | 173,341.7               | 97,035.0            | 12,794.2         | 84,240.8         | 4,576.8          | 2  |  |
| 517,549.3                               | 279,877.8     | 173,576.4               | 106,301.3           | 11,092.6         | 95,208.7         | 4,809.7          | 3  |  |
| 483,114.0                               | 268,507.5     | 174,439.7               | 94,067.7            | 11,080.4         | 82,987.4         | 3,451.4          | 4  |  |
| 497,492.8                               | 277,730.5     | 175,441.6               | 102,288.9           | 11,207.0         | 91,081.9         | 3,054.6          | 5  |  |
| 544,466.5                               | 285,032.5     | 175,915.2               | 109,117.3           | 10,831.7         | 98,285.6         | 4,096.6          | 6  |  |
| 520,458.2                               | 268,519.7     | 176,368.0               | 92,151.7            | 11,084.8         | 81,066.9         | 2,755.7          | 7  |  |
| 535,640.9                               | 284,296.6     | 176,777.9               | 107,518.7           | 11,649.7         | 95,869.0         | 2,977.2          | 8 p)   |  |

| Liabilities               |                     |   |                     |                   |          |                         | ( )     |  |
|---------------------------|---------------------|---|---------------------|-------------------|----------|-------------------------|---------|--|
| M2                        |                     | 가 <sup>3)</sup>                               |                     | ( )               |          | Shares and other equity |         |  |
| Deposits excluded from M2 | Liabilities to ODCs | Securities other than shares excluded from M2 | Liabilities to ODCs | Other items (net) |          |                         |         |  |
| 17,185.0                  | 17,185.0            | 150,604.3                                     | 98,462.4            | -2,963.8          | -1,494.3 | 0.0                     | 2019    |  |
| 24,881.2                  | 24,881.2            | 148,907.4                                     | 101,695.2           | -14,630.4         | 746.1    | 0.0                     | 2020    |  |
| 29,291.1                  | 29,291.1            | 129,943.2                                     | 82,613.1            | 7,963.9           | 37,713.0 | 0.0                     | 2021    |  |
| 46,984.1                  | 46,984.1            | 105,919.2                                     | 69,759.9            | 22,770.2          | 24,382.7 | 0.0                     | 2022    |  |
| 19,204.2                  | 19,204.2            | 116,198.8                                     | 77,874.5            | 29,981.1          | 43,473.4 | 0.0                     | 2023    |  |
| 11,151.8                  | 11,151.8            | 114,531.1                                     | 78,006.9            | 34,365.9          | 41,537.8 | -708.5                  | 8. 2023 |  |
| 16,898.9                  | 16,898.9            | 118,224.5                                     | 80,856.6            | 34,147.9          | 38,939.9 | -708.6                  | 9       |  |
| 10,056.2                  | 10,056.2            | 113,906.9                                     | 78,023.5            | 33,720.4          | 37,562.7 | -708.7                  | 10      |  |
| 14,023.2                  | 14,023.2            | 114,242.4                                     | 76,259.7            | 34,139.1          | 37,868.2 | -834.0                  | 11      |  |
| 19,204.2                  | 19,204.2            | 116,198.8                                     | 77,874.5            | 29,981.1          | 43,473.4 | 0.0                     | 12      |  |
| 11,435.4                  | 11,435.4            | 110,566.2                                     | 74,476.6            | 30,006.7          | 48,997.5 | -1,854.2                | 1. 2024 |  |
| 12,363.5                  | 12,363.5            | 113,614.5                                     | 77,481.4            | 28,831.1          | 53,271.4 | -1,865.8                | 2       |  |
| 24,937.8                  | 24,937.8            | 115,090.2                                     | 79,291.5            | 28,656.1          | 57,493.7 | -1,856.1                | 3       |  |
| 11,418.4                  | 11,418.4            | 112,088.4                                     | 77,219.5            | 28,601.5          | 59,102.2 | -1,855.5                | 4       |  |
| 11,135.0                  | 11,135.0            | 113,789.1                                     | 77,980.8            | 29,263.5          | 64,103.4 | -1,983.2                | 5       |  |
| 18,109.9                  | 18,109.9            | 115,500.0                                     | 78,315.9            | 54,046.4          | 68,161.8 | -980.8                  | 6       |  |
| 14,120.6                  | 14,120.6            | 110,845.1                                     | 73,912.5            | 53,620.4          | 70,218.7 | -981.8                  | 7       |  |
| 13,476.7                  | 13,476.7            | 113,932.8                                     | 74,392.9            | 53,774.3          | 67,792.7 | -1,009.4                | 8 p)    |  |

Note: 1) Includes foreign exchange stabilization fund

2) Commercial &amp; special banks, asset management companies (Investment trust a/c), mutual saving banks, mutual credits etc.

3) Monetary stabilization bond, foreign exchange stabilization bond

4) Life and non-life insurance corporation, securities companies, finance companies, Korea Housing Finance Corporation, etc.

5) Grains management special accounts, public procurement special account, etc.

6) Due to the change of accounting rules, some series are revised.

Source: The Bank of Korea.

4.

(

1)

: 10

|         | Assets          |                        |                             |           |           |  |                                 |          |
|---------|-----------------|------------------------|-----------------------------|-----------|-----------|--|---------------------------------|----------|
|         | Domestic claims | Claims on central bank | Net claims on central gov't | ( )       |           | Claims on local gov't & social security org. | Claims on other financial corp. | Loans    |
|         |                 |                        |                             | 가 (+)     | (-)       |  |                                 |          |
| 2019    | 3,701,883.4     | 196,364.0              | 36,981.2                    | 119,961.7 | 82,980.5  | 13,581.0                                     | 536,077.8                       | 33,986.4 |
| 2020    | 4,044,749.2     | 222,482.8              | 42,750.5                    | 137,851.9 | 95,101.4  | 12,481.5                                     | 569,562.2                       | 38,244.1 |
| 2021    | 4,485,189.0     | 211,672.7              | 70,343.2                    | 171,985.2 | 101,642.0 | 12,672.1                                     | 622,968.1                       | 42,636.6 |
| 2022    | 4,815,281.5     | 238,136.8              | 85,409.8                    | 188,860.6 | 103,450.7 | 12,671.2                                     | 680,453.1                       | 51,905.6 |
| 2023    | 4,988,415.9     | 201,704.1              | 108,175.2                   | 209,998.9 | 101,823.6 | 14,576.6                                     | 710,304.8                       | 53,866.1 |
| 2023. 8 | 4,886,214.9     | 192,985.3              | 87,845.2                    | 229,516.7 | 141,671.5 | 13,897.7                                     | 690,102.4                       | 51,285.4 |
| 9       | 4,933,709.3     | 193,459.6              | 101,520.0                   | 223,075.9 | 121,556.0 | 12,109.4                                     | 702,363.1                       | 53,856.8 |
| 10      | 4,931,612.2     | 184,521.4              | 82,656.4                    | 220,216.4 | 137,560.0 | 14,176.8                                     | 702,006.0                       | 53,971.5 |
| 11      | 4,973,322.1     | 183,267.1              | 93,694.8                    | 217,223.9 | 123,529.1 | 15,557.4                                     | 713,384.8                       | 53,457.1 |
| 12      | 4,988,415.9     | 201,704.1              | 108,175.2                   | 209,998.9 | 101,823.6 | 14,576.6                                     | 710,304.8                       | 53,866.1 |
| 2024. 1 | 4,988,764.0     | 182,704.1              | 95,595.2                    | 218,770.0 | 123,174.9 | 15,548.5                                     | 715,653.7                       | 52,936.9 |
| 2       | 5,005,786.7     | 186,544.0              | 104,582.9                   | 226,079.5 | 121,496.6 | 14,226.9                                     | 717,390.7                       | 53,283.4 |
| 3       | 5,052,250.8     | 218,173.3              | 112,267.3                   | 233,368.5 | 121,101.2 | 14,955.8                                     | 721,830.6                       | 53,526.5 |
| 4       | 5,054,854.0     | 183,265.1              | 116,327.8                   | 247,922.7 | 131,594.8 | 15,117.4                                     | 719,338.4                       | 53,199.4 |
| 5       | 5,087,513.7     | 190,941.8              | 120,294.2                   | 253,060.7 | 132,766.5 | 17,203.5                                     | 717,361.6                       | 53,469.8 |
| 6       | 5,115,032.4     | 204,110.5              | 118,144.1                   | 242,982.6 | 124,838.4 | 15,326.3                                     | 731,076.1                       | 54,670.7 |
| 7       | 5,091,041.7     | 179,768.0              | 110,273.0                   | 244,357.8 | 134,084.8 | 15,621.7                                     | 726,882.0                       | 54,284.1 |
| 8 p)    | 5,094,580.1     | 193,677.7              | 102,656.0                   | 237,266.3 | 134,610.3 | 15,261.5                                     | 716,864.0                       | 54,360.7 |

|         | Assets          |                                |             |           |                              |                      |                    |           |                |
|---------|-----------------|--------------------------------|-------------|-----------|------------------------------|----------------------|--------------------|-----------|----------------|
|         | Domestic claims |                                |             |           |                              |                      | Net foreign assets | ( )       |                |
|         | 가               | Claims on nonfin. corp. sector | Loans       | 가         | Securities other than shares | Claims on households |                    | Loans     | Foreign assets |
|         |                 |                                |             |           |                              |                      | 가                  |           |                |
| 2019    | 266,177.4       | 1,772,629.3                    | 1,254,052.3 | 261,513.6 | 1,146,250.0                  | 1,145,108.7          | 82,696.7           | 323,015.8 | 240,319.1      |
| 2020    | 292,141.1       | 1,963,825.9                    | 1,422,111.1 | 280,114.2 | 1,233,646.3                  | 1,232,347.3          | 79,434.3           | 338,496.4 | 259,062.1      |
| 2021    | 324,479.0       | 2,240,900.6                    | 1,627,948.6 | 322,864.1 | 1,326,632.3                  | 1,325,366.3          | 85,450.2           | 365,795.6 | 280,345.5      |
| 2022    | 334,231.6       | 2,480,263.8                    | 1,847,478.9 | 352,504.3 | 1,318,346.9                  | 1,316,921.9          | 100,368.3          | 448,638.0 | 348,269.7      |
| 2023    | 320,928.1       | 2,649,714.0                    | 1,942,936.2 | 394,806.0 | 1,303,941.1                  | 1,302,746.5          | 126,683.2          | 445,383.6 | 318,700.4      |
| 2023. 8 | 317,947.6       | 2,603,353.9                    | 1,922,305.3 | 379,441.6 | 1,298,030.6                  | 1,296,630.4          | 125,653.4          | 469,113.5 | 343,460.1      |
| 9       | 319,861.3       | 2,625,717.3                    | 1,930,596.4 | 387,075.6 | 1,298,539.9                  | 1,297,088.4          | 104,610.8          | 451,586.8 | 346,976.0      |
| 10      | 318,107.1       | 2,645,415.0                    | 1,945,229.9 | 391,460.5 | 1,302,836.7                  | 1,301,485.3          | 126,596.5          | 485,343.1 | 358,746.6      |
| 11      | 324,232.1       | 2,662,361.2                    | 1,956,541.6 | 395,278.7 | 1,305,056.9                  | 1,303,821.1          | 123,677.8          | 453,296.2 | 329,618.4      |
| 12      | 320,928.1       | 2,649,714.0                    | 1,942,936.2 | 394,806.0 | 1,303,941.1                  | 1,302,746.5          | 126,683.2          | 445,383.6 | 318,700.4      |
| 2024. 1 | 323,125.7       | 2,673,848.6                    | 1,960,748.5 | 401,792.5 | 1,305,413.9                  | 1,304,169.8          | 134,510.0          | 470,805.4 | 336,295.4      |
| 2       | 323,972.7       | 2,679,617.5                    | 1,969,722.9 | 399,457.6 | 1,303,424.9                  | 1,302,125.9          | 144,209.7          | 471,132.1 | 326,922.4      |
| 3       | 322,685.2       | 2,686,468.0                    | 1,971,466.0 | 400,435.6 | 1,298,555.8                  | 1,297,148.8          | 143,370.8          | 480,628.0 | 337,257.2      |
| 4       | 317,174.6       | 2,717,856.3                    | 1,990,931.6 | 404,052.2 | 1,302,949.0                  | 1,301,582.1          | 142,191.8          | 497,874.5 | 355,682.7      |
| 5       | 315,569.5       | 2,732,874.0                    | 2,001,319.6 | 402,320.0 | 1,308,838.5                  | 1,307,460.8          | 144,892.0          | 491,663.5 | 346,771.6      |
| 6       | 314,208.0       | 2,733,768.2                    | 1,997,732.7 | 403,736.5 | 1,312,607.2                  | 1,310,947.5          | 164,197.8          | 511,758.6 | 347,560.8      |
| 7       | 309,838.0       | 2,740,063.6                    | 2,012,426.3 | 393,760.5 | 1,318,433.5                  | 1,316,960.6          | 172,984.4          | 515,573.3 | 342,588.8      |
| 8 p)    | 307,869.9       | 2,737,976.7                    | 2,020,769.9 | 387,657.1 | 1,328,144.3                  | 1,326,611.4          | 173,415.9          | 507,628.2 | 334,212.3      |

: 1)

2)

:

4. Depository Corporations Survey (Other Depository Corporations) <sup>1)</sup>

In billion won

| Total assets or liabilities & net worth | Liabilities                 |                               |                       |                             |                    |                                  |                          |                          |         |
|---|-----------------------------|-------------------------------|-----------------------|-----------------------------|--------------------|----------------------------------|--------------------------|--------------------------|---------|
|   | Liabilities to central bank | M2<br>Deposits included in M2 | Transferable deposits |                             | Other deposits     |                                  |                          |                          |         |
|   |                             |                               | Demand deposits       | Other transferable deposits | MMF                | 2                                | Certificates of deposits | Beneficiary certificates |         |
|   |                             |                               |                       |                             | Money market funds | Time & savings deposits below 2Y |                          |                          |         |
| 3,784,580.1                             | 60,779.3                    | 2,716,692.6                   | 260,962.1             | 577,436.8                   | 55,847.2           | 1,188,571.9                      | 14,247.3                 | 215,517.2                | 2019    |
| 4,124,183.5                             | 72,070.4                    | 2,976,223.0                   | 345,555.0             | 716,121.3                   | 76,521.1           | 1,191,837.0                      | 8,707.2                  | 207,819.1                | 2020    |
| 4,570,639.0                             | 86,930.7                    | 3,350,387.1                   | 409,524.9             | 806,547.5                   | 79,490.6           | 1,283,287.5                      | 24,397.7                 | 250,926.3                | 2021    |
| 4,915,649.8                             | 130,801.4                   | 3,466,180.0                   | 374,836.6             | 699,290.9                   | 55,536.1           | 1,594,613.2                      | 30,915.6                 | 241,472.5                | 2022    |
| 5,115,099.1                             | 97,592.7                    | 3,605,022.2                   | 363,207.4             | 712,665.0                   | 76,261.1           | 1,648,838.2                      | 54,332.5                 | 299,085.5                | 2023    |
| 5,011,868.3                             | 111,818.4                   | 3,538,208.3                   | 347,425.3             | 673,013.0                   | 75,759.6           | 1,651,688.4                      | 48,854.1                 | 274,939.9                | 8. 2023 |
| 5,038,320.1                             | 107,490.6                   | 3,547,048.3                   | 354,468.4             | 690,617.5                   | 74,737.1           | 1,652,571.4                      | 54,251.3                 | 280,538.9                | 9       |
| 5,058,208.7                             | 101,897.5                   | 3,562,282.3                   | 343,988.7             | 678,125.8                   | 87,753.6           | 1,660,776.3                      | 56,451.2                 | 276,220.8                | 10      |
| 5,096,999.9                             | 91,602.4                    | 3,609,152.5                   | 351,400.7             | 680,198.6                   | 85,529.9           | 1,671,916.9                      | 59,624.4                 | 298,309.7                | 11      |
| 5,115,099.1                             | 97,592.7                    | 3,605,022.2                   | 363,207.4             | 712,665.0                   | 76,261.1           | 1,648,838.2                      | 54,332.5                 | 299,085.5                | 12      |
| 5,123,274.0                             | 95,501.0                    | 3,598,639.9                   | 351,037.0             | 671,679.3                   | 94,415.5           | 1,663,568.6                      | 49,195.5                 | 303,737.4                | 1. 2024 |
| 5,149,996.4                             | 85,888.8                    | 3,660,681.5                   | 364,708.7             | 693,061.4                   | 95,308.8           | 1,691,083.5                      | 41,769.0                 | 309,106.7                | 2       |
| 5,195,621.6                             | 78,412.3                    | 3,705,640.1                   | 375,475.1             | 726,771.6                   | 99,325.4           | 1,685,207.0                      | 42,197.0                 | 318,300.7                | 3       |
| 5,197,045.7                             | 82,549.1                    | 3,660,060.5                   | 361,430.5             | 686,389.9                   | 102,033.4          | 1,684,837.9                      | 45,326.8                 | 322,823.1                | 4       |
| 5,232,405.6                             | 87,192.1                    | 3,694,308.7                   | 360,039.1             | 693,400.3                   | 106,075.5          | 1,702,850.7                      | 47,018.3                 | 330,751.9                | 5       |
| 5,279,230.2                             | 83,569.7                    | 3,724,767.5                   | 372,264.7             | 718,580.2                   | 98,476.6           | 1,704,031.6                      | 45,827.0                 | 337,664.5                | 6       |
| 5,264,026.1                             | 80,005.4                    | 3,731,462.6                   | 357,803.1             | 687,034.8                   | 109,317.2          | 1,722,090.3                      | 43,372.6                 | 347,064.4                | 7       |
| 5,267,996.0                             | 76,054.5                    | 3,761,715.9                   | 366,834.2             | 687,988.2                   | 104,959.5          | 1,738,730.2                      | 39,390.4                 | 350,377.3                | 8 p)    |

| Liabilities                   |   |           |                           |   |            |                  |           | Shares and other equity | Consolidation adjustment, net |  |
|-------------------------------|---|-----------|---------------------------|---|------------|------------------|-----------|-------------------------|-------------------------------|--|
| M2<br>Deposits included in M2 | M2  | 가         | M2                        | M2  | 가          | ( )              | ( )       |                         |                               |  |
| Other deposits                | Securities other than shares included in M2 | 2         | Deposits excluded from M2 | Securities other than shares excluded from M2 | Loans etc. | Other items(net) |           |                         |                               |  |
| 2                             |   |           |                           |   |            |                  |           |                         |                               |  |
| 255,705.4                     | 68,959.2                                    | 68,959.2  | 558,582.4                 | 132,241.4                                     | 48,924.1   | 50,170.8         | 257,104.3 | -108,874.0              | 2019                          |  |
| 258,779.7                     | 77,120.2                                    | 77,120.2  | 586,922.8                 | 123,883.9                                     | 61,387.9   | 45,010.7         | 276,226.0 | -94,661.5               | 2020                          |  |
| 308,870.7                     | 96,772.6                                    | 96,772.6  | 630,791.0                 | 130,605.8                                     | 59,594.9   | 59,103.1         | 301,176.6 | -144,722.6              | 2021                          |  |
| 267,881.5                     | 122,702.9                                   | 122,702.9 | 709,734.4                 | 118,402.0                                     | 92,247.8   | 45,776.9         | 313,562.6 | -83,758.1               | 2022                          |  |
| 248,121.1                     | 123,876.9                                   | 123,876.9 | 769,637.6                 | 129,318.7                                     | 73,238.7   | 90,679.1         | 336,141.6 | -110,408.3              | 2023                          |  |
| 269,468.4                     | 112,315.4                                   | 112,315.4 | 736,723.6                 | 119,404.9                                     | 84,400.0   | 96,339.4         | 330,805.1 | -118,146.7              | 8. 2023                       |  |
| 252,213.7                     | 115,384.5                                   | 115,384.5 | 741,223.9                 | 120,873.2                                     | 85,726.4   | 101,016.2        | 330,374.8 | -110,817.7              | 9                             |  |
| 262,823.6                     | 117,666.3                                   | 117,666.3 | 743,702.4                 | 122,014.5                                     | 90,800.1   | 98,164.5         | 332,824.1 | -111,142.8              | 10                            |  |
| 263,559.8                     | 123,686.2                                   | 123,686.2 | 749,521.8                 | 127,770.2                                     | 80,006.7   | 96,943.5         | 337,862.6 | -119,546.0              | 11                            |  |
| 248,121.1                     | 123,876.9                                   | 123,876.9 | 769,637.6                 | 129,318.7                                     | 73,238.7   | 90,679.1         | 336,141.6 | -110,408.3              | 12                            |  |
| 267,484.1                     | 126,987.9                                   | 126,987.9 | 776,898.2                 | 126,517.5                                     | 77,437.9   | 89,962.6         | 338,294.6 | -106,965.5              | 1. 2024                       |  |
| 267,357.1                     | 129,252.0                                   | 129,252.0 | 765,542.8                 | 126,844.1                                     | 79,677.3   | 84,158.1         | 336,160.3 | -118,208.4              | 2                             |  |
| 258,261.8                     | 130,148.9                                   | 130,148.9 | 766,749.9                 | 126,619.0                                     | 77,714.4   | 91,044.0         | 331,586.8 | -112,293.6              | 3                             |  |
| 257,736.2                     | 133,142.6                                   | 133,142.6 | 773,886.5                 | 127,837.3                                     | 88,113.4   | 94,808.3         | 334,782.6 | -98,134.7               | 4                             |  |
| 256,987.0                     | 136,555.8                                   | 136,555.8 | 770,494.8                 | 130,392.0                                     | 85,041.0   | 110,125.8        | 338,772.2 | -120,476.9              | 5                             |  |
| 246,724.3                     | 135,367.9                                   | 135,367.9 | 775,586.5                 | 130,471.6                                     | 80,266.4   | 116,480.7        | 342,149.1 | -109,429.0              | 6                             |  |
| 255,088.4                     | 131,778.5                                   | 131,778.5 | 782,063.0                 | 128,389.5                                     | 79,991.4   | 127,245.3        | 344,825.6 | -141,735.1              | 7                             |  |
| 256,959.7                     | 130,843.3                                   | 130,843.3 | 785,537.7                 | 131,808.7                                     | 75,497.5   | 96,226.5         | 347,559.8 | -137,248.0              | 8 p)                          |  |

Note: 1) Commercial &amp; specialized banks and non-bank depository corporations

2) Life and non-life insurance corporation, securities companies, finance companies, Korea Housing Finance Corporation, etc.

Source: The Bank of Korea.

5.

: 10

|       |      | Domestic assets |                   |            |                  |                     |             |         |
|-------|------|-----------------|-------------------|------------|------------------|---------------------|-------------|---------|
|       |      | 1)              | 2)                | 가 3)       |                  | 4)                  |             |         |
|       |      | Cash & checks   | Loans & discounts | Securities | Government bonds | Loans to government | Fixed asset |         |
| 2019  |      | 43,360.9        | 0.0               | 15,568.5   | 16,723.1         | 16,723.1            | 313.0       | 2,334.9 |
| 2020  |      | 84,106.8        | 0.0               | 34,272.3   | 25,939.9         | 25,939.9            | 213.0       | 2,424.7 |
| 2021  |      | 79,818.7        | 0.0               | 40,279.8   | 28,959.3         | 28,959.3            | 0.0         | 2,476.0 |
| 2022  |      | 94,992.1        | 0.0               | 40,975.0   | 32,067.6         | 32,067.6            | 0.0         | 2,824.2 |
| 2023  |      | 72,715.5        | 0.0               | 19,526.2   | 29,082.3         | 29,082.3            | 4,000.0     | 2,867.5 |
| 2023. | 8    | 73,098.4        | 0.0               | 29,966.1   | 30,761.5         | 30,761.5            | 4,400.0     | 2,869.3 |
|       | 9    | 68,998.5        | 0.0               | 27,313.5   | 29,786.6         | 29,786.6            | 0.0         | 2,865.6 |
|       | 10   | 61,259.0        | 0.0               | 23,910.0   | 29,781.9         | 29,781.9            | 0.0         | 2,867.5 |
|       | 11   | 56,863.2        | 0.0               | 19,695.6   | 29,777.2         | 29,777.2            | 0.0         | 2,862.8 |
|       | 12   | 72,715.5        | 0.0               | 19,526.2   | 29,082.3         | 29,082.3            | 4,000.0     | 2,867.5 |
| 2024. | 1    | 57,222.1        | 0.0               | 19,282.1   | 29,082.3         | 29,082.3            | 0.0         | 2,867.8 |
|       | 2    | 64,585.7        | 0.0               | 18,883.0   | 29,072.7         | 29,072.7            | 9,900.0     | 2,858.1 |
|       | 3    | 86,727.0        | 0.0               | 18,610.2   | 28,288.3         | 28,288.3            | 32,500.0    | 2,853.6 |
|       | 4    | 62,789.7        | 0.0               | 21,418.3   | 28,284.2         | 28,284.2            | 5,200.0     | 2,850.9 |
|       | 5    | 71,138.0        | 0.0               | 25,318.5   | 28,280.0         | 28,280.0            | 6,800.0     | 2,848.3 |
|       | 6    | 80,994.3        | 0.0               | 26,444.6   | 27,515.5         | 27,515.5            | 19,900.0    | 2,843.7 |
|       | 7    | 60,898.3        | 0.0               | 26,212.0   | 27,510.6         | 27,510.6            | 0.0         | 2,839.3 |
|       | 8 p) | 77,088.5        | 0.0               | 25,906.6   | 27,505.7         | 27,505.7            | 16,200.0    | 2,842.4 |

|       |      | Domestic liabilities              |           |                         |                 |                     |                                     |                       |                                |         |
|-------|------|-----------------------------------|-----------|-------------------------|-----------------|---------------------|-------------------------------------|-----------------------|--------------------------------|---------|
|       |      | Bank notes & coins in circulation | Deposits  | Reserve deposits of BFC | Deposits of NFC | 7)                  | 8)                                  | RP                    | 9)                             |         |
|       |      |                                   |           |                         |                 | Government deposits | Monetary stabilization bonds issued | Repurchase agreements | Monetary stabilization account |         |
| 2019  |      | 433,165.2                         | 125,698.9 | 124,392.1               | 63,292.1        | 1,809.1             | 3,722.0                             | 164,062.3             | 8,000.0                        | 3,500.0 |
| 2020  |      | 479,843.3                         | 147,556.9 | 143,588.8               | 71,161.8        | 2,880.0             | 6,213.6                             | 159,257.0             | 11,000.0                       | 9,250.0 |
| 2021  |      | 508,396.8                         | 167,571.9 | 149,775.7               | 77,035.7        | 4,315.3             | 22,765.0                            | 140,218.5             | 11,000.0                       | 7,000.0 |
| 2022  |      | 504,151.0                         | 174,862.3 | 155,233.2               | 98,725.6        | 1,026.2             | 8,501.4                             | 112,446.1             | 20,000.0                       | 7,280.0 |
| 2023  |      | 476,382.1                         | 181,094.7 | 129,683.7               | 86,504.8        | 1,932.9             | 6,096.6                             | 121,562.2             | 500.0                          | 840.0   |
| 2023. | 8    | 474,751.0                         | 176,836.4 | 128,057.6               | 87,445.0        | 7,340.5             | 3,498.3                             | 122,998.0             | 1,500.0                        | 3,000.0 |
|       | 9    | 473,469.7                         | 181,925.6 | 121,138.2               | 80,341.2        | 2,376.8             | 3,621.4                             | 125,346.3             | 1,000.0                        | 1,500.0 |
|       | 10   | 457,104.8                         | 179,816.9 | 112,977.4               | 82,101.3        | 790.1               | 2,491.8                             | 120,040.9             | 1,000.0                        | 1,840.0 |
|       | 11   | 458,873.8                         | 179,593.3 | 116,519.3               | 78,268.3        | 3,386.4             | 2,528.0                             | 119,911.8             | 500.0                          | 900.0   |
|       | 12   | 476,382.1                         | 181,094.7 | 129,683.7               | 86,504.8        | 1,932.9             | 6,096.6                             | 121,562.2             | 500.0                          | 840.0   |
| 2024. | 1    | 451,069.1                         | 184,806.0 | 114,803.4               | 82,978.1        | 656.1               | 2,024.3                             | 116,593.1             | 300.0                          | 700.0   |
|       | 2    | 455,932.3                         | 186,304.1 | 112,066.1               | 82,396.3        | 781.6               | 2,001.1                             | 118,227.7             | 3,000.0                        | 1,200.0 |
|       | 3    | 488,037.2                         | 184,838.2 | 132,065.0               | 93,014.1        | 330.1               | 2,529.9                             | 119,931.4             | 6,000.0                        | 8,540.0 |
|       | 4    | 450,155.7                         | 185,689.3 | 108,808.2               | 80,133.0        | 1,952.7             | 3,986.2                             | 115,575.5             | 1,000.0                        | 1,800.0 |
|       | 5    | 457,381.9                         | 186,818.4 | 115,733.9               | 86,759.0        | 3,052.7             | 3,308.1                             | 116,873.2             | 100.0                          | 400.0   |
|       | 6    | 497,003.7                         | 186,916.7 | 128,388.8               | 93,592.5        | 3,656.9             | 2,334.2                             | 119,624.9             | 500.0                          | 500.0   |
|       | 7    | 472,465.8                         | 187,622.5 | 106,800.2               | 76,748.9        | 3,405.7             | 4,324.8                             | 113,630.2             | 500.0                          | 1,360.0 |
|       | 8 p) | 487,575.2                         | 188,597.7 | 119,671.1               | 91,188.4        | 3,013.4             | 2,392.3                             | 116,936.2             | 200.0                          | 400.0   |

1) , , 8) 가 , 2009 6 .  
 2) 3) , 가  
 4) 9) (2010 10 )  
 5) ,가 , 가 ( ), 10) ,가 , 가 ( ),  
 6) 11) IMF  
 7) 12)



## 5. Accounts of the Bank of Korea

In billion won

|                              |          | Foreign assets |                       |                    |                       |                  |                            |          |           | Total assets |  |
|------------------------------|----------|----------------|-----------------------|--------------------|-----------------------|------------------|----------------------------|----------|-----------|--------------|--|
| RP                           | 5)       |                | Gold & silver bullion | Foreign securities | Due from banks abroad | IMF              | 6)                         |          |           |              |  |
| Reverse repurchase agreement | Others   |                |                       |                    |                       | Holdings of SDRs | Subs. to intl. fin. insts. | Others   |           |              |  |
| 0.0                          | 8,421.4  | 449,213.8      | 5,551.4               | 375,336.8          | 19,898.0              | 3,881.5          | 18,284.9                   | 26,261.3 | 492,574.8 | 2019         |  |
| 0.0                          | 21,257.0 | 454,623.6      | 5,216.7               | 374,708.1          | 28,872.1              | 3,667.4          | 18,857.2                   | 23,302.1 | 538,730.4 | 2020         |  |
| 4,000.0                      | 4,103.5  | 515,824.9      | 5,684.2               | 406,624.9          | 29,964.4              | 18,220.4         | 19,031.4                   | 36,299.7 | 595,643.7 | 2021         |  |
| 15,491.6                     | 3,633.6  | 487,834.1      | 6,076.4               | 361,297.6          | 52,941.7              | 18,802.6         | 20,248.7                   | 28,467.1 | 582,826.1 | 2022         |  |
| 13,000.0                     | 4,239.6  | 463,686.4      | 6,182.4               | 371,449.7          | 35,696.0              | 19,446.4         | 21,799.8                   | 9,112.2  | 536,401.9 | 2023         |  |
| 0.0                          | 5,101.4  | 464,355.8      | 6,294.6               | 386,422.0          | 18,399.7              | 19,810.4         | 21,850.5                   | 11,578.6 | 537,454.2 | 8. 2023      |  |
| 5,000.0                      | 4,032.7  | 466,849.1      | 6,294.6               | 380,379.5          | 27,234.1              | 19,730.9         | 21,882.7                   | 11,327.2 | 535,847.5 | 9            |  |
| 0.0                          | 4,699.6  | 456,991.2      | 6,294.6               | 377,214.2          | 22,093.8              | 19,714.7         | 21,882.7                   | 9,791.3  | 518,250.2 | 10           |  |
| 0.0                          | 4,527.6  | 462,607.5      | 6,294.6               | 376,271.5          | 29,367.1              | 19,783.9         | 21,882.7                   | 9,007.6  | 519,470.7 | 11           |  |
| 13,000.0                     | 4,239.6  | 463,686.4      | 6,182.4               | 371,449.7          | 35,696.0              | 19,446.4         | 21,799.8                   | 9,112.2  | 536,401.9 | 12           |  |
| 4,500.0                      | 1,489.9  | 454,061.4      | 6,182.4               | 366,798.1          | 29,537.3              | 19,424.8         | 22,063.1                   | 10,055.8 | 511,283.6 | 1. 2024      |  |
| 0.0                          | 3,871.8  | 450,869.5      | 6,182.4               | 368,853.2          | 26,559.9              | 19,655.6         | 22,063.1                   | 7,555.4  | 515,455.2 | 2            |  |
| 0.0                          | 4,474.9  | 461,561.1      | 6,182.4               | 362,186.5          | 44,800.2              | 19,210.0         | 22,063.1                   | 7,118.9  | 548,288.2 | 3            |  |
| 0.0                          | 5,036.3  | 449,441.4      | 6,182.4               | 367,725.1          | 24,427.2              | 19,210.0         | 22,082.7                   | 9,814.0  | 512,231.1 | 4            |  |
| 2,500.0                      | 5,391.2  | 449,247.6      | 6,182.4               | 366,683.7          | 25,409.0              | 19,282.9         | 22,082.7                   | 9,607.0  | 520,385.6 | 5            |  |
| 0.0                          | 4,290.5  | 482,674.9      | 6,660.9               | 382,232.8          | 39,488.4              | 20,349.2         | 22,482.1                   | 11,461.5 | 563,669.2 | 6            |  |
| 0.0                          | 4,336.4  | 479,332.1      | 6,660.9               | 383,301.6          | 33,577.1              | 20,605.6         | 22,563.6                   | 12,623.4 | 540,230.4 | 7            |  |
| 0.0                          | 4,633.8  | 477,340.6      | 6,660.9               | 382,816.6          | 32,573.3              | 20,668.6         | 22,563.6                   | 12,057.6 | 554,429.1 | 8 p)         |  |

|          |          | Foreign liabilities     |                         |   |           | Total liabilities | Net worth | Total liabilities & net worth |  |
|----------|----------|-------------------------|-------------------------|---|-----------|-------------------|-----------|-------------------------------|--|
| 10)      |          | 11)                     | IMF                     | Liabs. to intl. fin. insts. in security |           |                   |           |                               |  |
| Others   |          | Non-resident's deposits | SDRs allocated security |   |           |                   |           |                               |  |
| 3,789.9  | 40,885.0 | 4,471.1                 | 3,849.6                 | 7,711.2                                 | 474,050.2 | 18,524.6          | 492,574.8 | 2019                          |  |
| 2,977.1  | 36,715.8 | 3,697.1                 | 3,767.8                 | 7,728.6                                 | 516,559.1 | 22,171.3          | 538,730.4 | 2020                          |  |
| 10,065.8 | 62,367.8 | 2,761.3                 | 17,638.4                | 7,772.8                                 | 570,764.6 | 24,879.0          | 595,643.6 | 2021                          |  |
| 25,828.0 | 56,755.5 | 4,439.6                 | 17,929.2                | 7,802.4                                 | 560,906.5 | 21,919.6          | 582,826.1 | 2022                          |  |
| 36,604.8 | 38,520.4 | 5,179.7                 | 18,390.4                | 7,968.6                                 | 514,902.5 | 21,499.4          | 536,401.9 | 2023                          |  |
| 38,860.8 | 41,181.1 | 5,154.2                 | 18,615.4                | 8,031.2                                 | 515,932.1 | 21,522.2          | 537,454.3 | 8. 2023                       |  |
| 38,938.2 | 40,905.6 | 5,103.3                 | 18,615.4                | 8,031.2                                 | 514,375.3 | 21,472.3          | 535,847.6 | 9                             |  |
| 38,937.8 | 39,797.3 | 5,259.7                 | 18,615.4                | 7,968.7                                 | 496,902.1 | 21,348.1          | 518,250.2 | 10                            |  |
| 38,921.3 | 39,166.2 | 5,266.2                 | 18,615.4                | 7,968.7                                 | 498,040.0 | 21,430.7          | 519,470.7 | 11                            |  |
| 36,604.8 | 38,520.4 | 5,179.7                 | 18,390.4                | 7,968.6                                 | 514,902.5 | 21,499.4          | 536,401.9 | 12                            |  |
| 31,842.3 | 39,813.8 | 5,258.4                 | 18,390.4                | 8,175.6                                 | 490,882.9 | 20,400.7          | 511,283.6 | 1. 2024                       |  |
| 33,133.3 | 37,989.4 | 5,257.9                 | 18,390.4                | 8,162.5                                 | 493,921.6 | 21,533.5          | 515,455.1 | 2                             |  |
| 34,132.6 | 38,266.1 | 5,469.0                 | 18,390.4                | 8,162.5                                 | 526,303.3 | 21,984.8          | 548,288.1 | 3                             |  |
| 33,296.6 | 39,501.5 | 5,485.1                 | 18,390.4                | 8,094.8                                 | 489,657.2 | 22,573.8          | 512,231.0 | 4                             |  |
| 34,148.3 | 39,836.0 | 5,507.0                 | 18,390.4                | 8,085.4                                 | 497,218.0 | 23,167.6          | 520,385.6 | 5                             |  |
| 58,739.1 | 42,484.0 | 5,408.6                 | 19,420.0                | 8,085.5                                 | 539,487.7 | 24,181.4          | 563,669.1 | 6                             |  |
| 58,228.1 | 43,570.0 | 5,574.8                 | 19,420.0                | 8,027.0                                 | 516,035.8 | 24,194.5          | 540,230.3 | 7                             |  |
| 59,377.9 | 42,052.4 | 4,503.0                 | 19,420.0                | 8,017.7                                 | 529,627.6 | 24,801.4          | 554,429.0 | 8 p)                          |  |

Note: 1) Includes treasury checks, treasury funds pending collection, checks &amp; bills.

2) Includes foreign currency loans.

3) Includes government bonds, government-guaranteed bonds, etc.

4) Includes subscriptions to Export-Import Bank of Korea, Korea Housing Finance Corporation etc.

5) Domestic inter-office account (dr.), suspense receivables, exchange revaluation reserves (dr.), due from domestic banks in foreign currency, etc.

6) Includes subscriptions in form of securities.

Source: The Bank of Korea.

7) Includes deposits of National Investment Fund and the Bounty Fund on Worker's Property Formation.

8) Net book value.

9) Monetary stabilization account with competitive bidding process (Implemented since Oct. 2010)

10) Domestic inter-office account(cr.), suspense payable, guarantees received, exchange revaluation reserves(cr.), allowances, etc.

11) Deposits in Won of IMF and other international financial institutions.

12) Consists of legal reserves and voluntary reserves.

## 6. Bank Notes and Coins in Circulation

| : 100 |    | In million won |             |             |             |
|-------|----|----------------|-------------|-------------|-------------|
|       |    | 1)             | 2)          |             |             |
|       |    | In circulation | Average     | Highest     | Lowest      |
| 2014  |    | 74,944,785     | 68,684,323  | 74,944,785  | 63,365,910  |
| 2015  |    | 86,757,133     | 80,818,782  | 86,863,160  | 74,944,785  |
| 2016  |    | 97,382,263     | 92,462,447  | 97,676,186  | 86,757,133  |
| 2017  |    | 107,907,643    | 103,028,570 | 110,694,591 | 97,382,263  |
| 2018  |    | 115,389,473    | 111,562,544 | 116,454,729 | 107,895,457 |
| 2019  |    | 125,698,872    | 120,185,419 | 125,698,872 | 115,389,473 |
| 2020  |    | 147,556,869    | 137,178,676 | 147,556,869 | 125,698,872 |
| 2021  |    | 167,571,891    | 157,902,077 | 167,583,627 | 147,556,869 |
| 2022  |    | 174,862,272    | 175,385,395 | 181,252,715 | 167,571,891 |
| 2023  |    | 181,094,701    | 177,432,011 | 181,980,699 | 173,985,558 |
| 2022. | 8  | 178,814,510    | 176,995,341 | 178,814,510 | 176,655,342 |
|       | 9  | 179,717,915    | 180,622,340 | 181,252,715 | 179,502,308 |
|       | 10 | 178,056,332    | 178,891,733 | 179,717,915 | 178,056,332 |
|       | 11 | 176,015,918    | 177,045,898 | 178,100,299 | 176,015,918 |
|       | 12 | 174,862,272    | 175,249,433 | 175,962,714 | 174,846,314 |
| 2023. | 1  | 178,986,592    | 177,406,822 | 179,149,082 | 174,807,070 |
|       | 2  | 175,205,322    | 176,749,767 | 178,914,705 | 175,205,322 |
|       | 3  | 174,006,237    | 174,430,037 | 175,205,322 | 173,985,558 |
|       | 4  | 175,027,991    | 174,412,900 | 175,027,991 | 174,006,237 |
|       | 5  | 176,837,241    | 176,109,331 | 176,837,241 | 175,027,991 |
|       | 6  | 176,538,763    | 176,731,349 | 176,917,989 | 176,493,786 |
|       | 7  | 177,027,544    | 176,747,727 | 177,027,544 | 176,538,763 |
|       | 8  | 176,836,363    | 176,877,847 | 177,189,088 | 176,666,293 |
|       | 9  | 181,925,589    | 179,040,369 | 181,925,589 | 176,828,777 |
|       | 10 | 179,816,936    | 180,922,105 | 181,980,699 | 179,812,781 |
|       | 11 | 179,593,333    | 179,534,633 | 179,786,814 | 179,376,256 |
|       | 12 | 181,094,701    | 180,221,244 | 181,094,701 | 179,645,222 |
| 2024. | 1  | 184,806,021    | 182,035,458 | 184,806,021 | 181,094,701 |
|       | 2  | 186,304,112    | 186,865,451 | 187,393,997 | 185,713,006 |
|       | 3  | 184,838,213    | 185,327,570 | 186,304,112 | 184,745,180 |
|       | 4  | 185,689,266    | 185,140,491 | 185,689,266 | 184,832,288 |
|       | 5  | 186,818,425    | 186,536,886 | 186,949,489 | 185,689,266 |
|       | 6  | 186,916,673    | 186,868,105 | 187,009,044 | 186,750,358 |
|       | 7  | 187,622,497    | 187,173,779 | 187,622,497 | 186,894,254 |
|       | 8  | 188,597,727    | 187,794,255 | 188,597,727 | 187,482,187 |
|       | 9  | 191,623,764    | 191,515,113 | 192,344,443 | 188,597,727 |

: 1)

2)

:

Note: 1) Figures at the end of period

2) Annual averages are arithmetic averages of average monthly figures

Source: The Bank of Korea.

## 7. Bank Notes and Coins in Circulation by Denomination

: 100

In million won

|         | 1)          |             |                      |                      |                    |                    |                          | Coins     |
|---------|-------------|-------------|----------------------|----------------------|--------------------|--------------------|--------------------------|-----------|
|         | Total       | Bank notes  | 50,000<br>50,000 won | 10,000<br>10,000 won | 5,000<br>5,000 won | 1,000<br>1,000 won | 500<br>500won &<br>below |           |
| 2014    | 74,944,785  | 72,643,797  | 52,003,417           | 17,946,287           | 1,249,766          | 1,430,818          | 13,509                   | 2,179,879 |
| 2015    | 86,757,133  | 84,361,977  | 64,323,613           | 17,229,858           | 1,307,120          | 1,487,878          | 13,508                   | 2,269,391 |
| 2016    | 97,382,263  | 94,908,354  | 75,775,159           | 16,244,699           | 1,346,155          | 1,528,833          | 13,507                   | 2,345,917 |
| 2017    | 107,907,643 | 105,415,405 | 86,577,948           | 15,860,619           | 1,383,679          | 1,579,651          | 13,507                   | 2,358,070 |
| 2018    | 115,389,473 | 112,878,894 | 94,726,752           | 15,147,215           | 1,393,731          | 1,597,690          | 13,506                   | 2,375,467 |
| 2019    | 125,698,872 | 123,177,141 | 105,394,390          | 14,734,738           | 1,416,004          | 1,618,503          | 13,505                   | 2,380,224 |
| 2020    | 147,556,869 | 145,056,450 | 124,510,090          | 17,487,762           | 1,413,967          | 1,631,125          | 13,505                   | 2,357,455 |
| 2021    | 167,571,891 | 165,096,229 | 144,211,130          | 17,821,957           | 1,434,035          | 1,615,602          | 13,505                   | 2,332,172 |
| 2022    | 174,862,272 | 172,387,726 | 152,940,739          | 16,375,055           | 1,438,952          | 1,619,476          | 13,504                   | 2,328,447 |
| 2023    | 181,094,701 | 178,643,428 | 159,867,892          | 15,701,670           | 1,438,410          | 1,621,954          | 13,504                   | 2,300,773 |
| 2022. 8 | 178,814,510 | 176,340,918 | 155,532,179          | 17,682,457           | 1,469,155          | 1,643,624          | 13,504                   | 2,328,983 |
| 9       | 179,717,915 | 177,243,533 | 156,362,513          | 17,740,860           | 1,474,202          | 1,652,453          | 13,504                   | 2,329,776 |
| 10      | 178,056,332 | 175,581,557 | 155,338,279          | 17,121,006           | 1,463,428          | 1,645,339          | 13,504                   | 2,329,421 |
| 11      | 176,015,918 | 173,541,885 | 153,814,873          | 16,633,203           | 1,450,052          | 1,630,254          | 13,504                   | 2,328,680 |
| 12      | 174,862,272 | 172,387,726 | 152,940,739          | 16,375,055           | 1,438,952          | 1,619,476          | 13,504                   | 2,328,447 |
| 2023. 1 | 178,986,592 | 176,511,295 | 155,916,863          | 17,410,331           | 1,499,870          | 1,670,726          | 13,504                   | 2,329,199 |
| 2       | 175,205,322 | 172,733,764 | 153,033,649          | 16,561,972           | 1,475,238          | 1,649,400          | 13,504                   | 2,325,461 |
| 3       | 174,006,237 | 171,539,785 | 152,301,760          | 16,138,491           | 1,454,911          | 1,631,119          | 13,504                   | 2,320,356 |
| 4       | 175,027,991 | 172,563,682 | 153,391,216          | 16,096,019           | 1,442,273          | 1,620,671          | 13,504                   | 2,316,640 |
| 5       | 176,837,241 | 174,374,497 | 155,141,213          | 16,168,494           | 1,434,165          | 1,617,123          | 13,504                   | 2,315,084 |
| 6       | 176,538,763 | 174,076,217 | 155,158,707          | 15,867,712           | 1,426,077          | 1,610,217          | 13,504                   | 2,314,137 |
| 7       | 177,027,544 | 174,566,412 | 155,665,936          | 15,861,492           | 1,418,762          | 1,606,719          | 13,504                   | 2,312,725 |
| 8       | 176,836,363 | 174,377,248 | 155,743,333          | 15,601,915           | 1,415,652          | 1,602,844          | 13,504                   | 2,310,709 |
| 9       | 181,925,589 | 179,467,224 | 159,516,792          | 16,805,085           | 1,476,175          | 1,655,668          | 13,504                   | 2,309,960 |
| 10      | 179,816,936 | 177,360,501 | 158,110,893          | 16,129,487           | 1,460,754          | 1,645,863          | 13,504                   | 2,308,032 |
| 11      | 179,593,333 | 177,140,729 | 158,291,225          | 15,758,290           | 1,446,689          | 1,631,022          | 13,504                   | 2,304,204 |
| 12      | 181,094,701 | 178,643,428 | 159,867,892          | 15,701,670           | 1,438,410          | 1,621,954          | 13,504                   | 2,300,773 |
| 2024. 1 | 184,806,021 | 182,357,801 | 163,091,977          | 16,131,440           | 1,473,963          | 1,646,918          | 13,503                   | 2,297,723 |
| 2       | 186,304,112 | 183,859,251 | 164,351,456          | 16,356,585           | 1,484,055          | 1,653,652          | 13,503                   | 2,294,366 |
| 3       | 184,838,213 | 182,399,466 | 163,392,758          | 15,884,895           | 1,467,987          | 1,640,322          | 13,503                   | 2,288,253 |
| 4       | 185,689,266 | 183,256,755 | 164,381,860          | 15,771,992           | 1,457,215          | 1,632,186          | 13,503                   | 2,282,020 |
| 5       | 186,818,425 | 184,390,505 | 165,605,806          | 15,693,186           | 1,451,114          | 1,626,896          | 13,503                   | 2,277,432 |
| 6       | 186,916,673 | 184,492,415 | 165,928,541          | 15,487,328           | 1,443,327          | 1,619,716          | 13,503                   | 2,273,773 |
| 7       | 187,622,497 | 185,202,826 | 166,695,652          | 15,442,693           | 1,434,550          | 1,616,429          | 13,503                   | 2,269,192 |
| 8       | 188,597,727 | 186,180,593 | 167,534,446          | 15,550,979           | 1,455,401          | 1,626,265          | 13,503                   | 2,266,656 |
| 9       | 191,623,764 | 189,208,047 | 169,882,123          | 16,172,414           | 1,485,705          | 1,654,302          | 13,503                   | 2,265,248 |

: 1)

:

Note: 1) Include commemorative banknote, commemorative coins.

Source: The Bank of Korea.

## 8. M2( ) ( )

### M2 (Broad Money) by Type (End of)

: 10

In billion won

|         | M2( )                              |                          |                       |                                 |                           | M M F     |
|---------|------------------------------------|--------------------------|-----------------------|---------------------------------|---------------------------|-----------|
|         | Broad money                        | Currency in circulation  | Demand deposits       | Transferable savings deposits   | Money market funds        |           |
| 2018    | 2,700,362.4                        | 103,994.8                | 234,173.0             | 527,684.0                       | 62,698.1                  |           |
| 2019    | 2,913,609.6                        | 114,523.9                | 260,962.1             | 577,436.8                       | 55,847.2                  |           |
| 2020    | 3,199,835.7                        | 136,152.6                | 345,555.0             | 716,121.3                       | 76,521.1                  |           |
| 2021    | 3,613,687.6                        | 156,264.2                | 409,524.9             | 806,547.5                       | 79,490.6                  |           |
| 2022    | 3,758,235.5                        | 162,855.8                | 374,836.6             | 699,290.9                       | 55,536.1                  |           |
| 2023    | 3,904,552.6                        | 170,324.0                | 363,207.4             | 712,665.0                       | 76,261.1                  |           |
| 2023. 8 | 3,824,418.8                        | 165,500.6                | 347,425.3             | 673,013.0                       | 75,759.6                  |           |
| 9       | 3,839,468.6                        | 169,975.6                | 354,468.4             | 690,617.5                       | 74,737.1                  |           |
| 10      | 3,853,614.2                        | 167,587.8                | 343,988.7             | 678,125.8                       | 87,753.6                  |           |
| 11      | 3,906,680.7                        | 168,221.4                | 351,400.7             | 680,198.6                       | 85,529.9                  |           |
| 12      | 3,904,552.6                        | 170,324.0                | 363,207.4             | 712,665.0                       | 76,261.1                  |           |
| 2024. 1 | 3,903,018.5                        | 171,410.1                | 351,037.0             | 671,679.3                       | 94,415.5                  |           |
| 2       | 3,967,852.0                        | 173,341.7                | 364,708.7             | 693,061.4                       | 95,308.8                  |           |
| 3       | 4,014,175.2                        | 173,576.4                | 375,475.1             | 726,771.6                       | 99,325.4                  |           |
| 4       | 3,971,094.3                        | 174,439.7                | 361,430.5             | 686,389.9                       | 102,033.4                 |           |
| 5       | 4,009,360.8                        | 175,441.6                | 360,039.1             | 693,400.3                       | 106,075.5                 |           |
| 6       | 4,040,147.1                        | 175,915.2                | 372,264.7             | 718,580.2                       | 98,476.6                  |           |
| 7       | 4,042,364.7                        | 176,368.0                | 357,803.1             | 687,034.8                       | 109,317.2                 |           |
| 8 p)    | 4,072,314.3                        | 176,777.9                | 366,834.2             | 687,988.2                       | 104,959.5                 |           |
|         | 2                                  |                          | 2                     | 2                               |                           |           |
|         | Short term time & savings deposits | Beneficiary certificates | CDs, RPs, cover bills | Short term financial debentures | Short term money in trust | Others    |
| 2018    | 1,090,844.2                        | 190,655.6                | 31,335.5              | 96,261.2                        | 229,693.9                 | 133,022.1 |
| 2019    | 1,188,571.9                        | 215,517.2                | 18,989.6              | 82,393.0                        | 255,705.4                 | 143,662.5 |
| 2020    | 1,191,837.0                        | 207,819.1                | 12,874.3              | 87,460.1                        | 258,779.7                 | 166,715.5 |
| 2021    | 1,283,287.5                        | 250,926.3                | 28,465.2              | 107,036.3                       | 308,870.7                 | 183,274.4 |
| 2022    | 1,594,613.2                        | 241,472.5                | 33,361.2              | 129,199.7                       | 267,881.5                 | 199,188.0 |
| 2023    | 1,648,838.2                        | 299,085.5                | 55,897.6              | 129,206.5                       | 248,121.1                 | 200,946.2 |
| 2023. 8 | 1,651,688.4                        | 274,939.9                | 52,428.0              | 120,709.9                       | 269,468.4                 | 193,485.7 |
| 9       | 1,652,571.4                        | 280,538.9                | 56,386.9              | 122,444.7                       | 252,213.7                 | 185,514.4 |
| 10      | 1,660,776.3                        | 276,220.8                | 62,022.9              | 123,744.1                       | 262,823.6                 | 190,570.6 |
| 11      | 1,671,916.9                        | 298,309.7                | 62,197.9              | 129,306.7                       | 263,559.8                 | 196,039.1 |
| 12      | 1,648,838.2                        | 299,085.5                | 55,897.6              | 129,206.5                       | 248,121.1                 | 200,946.2 |
| 2024. 1 | 1,663,568.6                        | 303,737.4                | 51,367.2              | 132,968.5                       | 267,484.1                 | 195,350.8 |
| 2       | 1,691,083.5                        | 309,106.7                | 45,150.0              | 133,828.8                       | 267,357.1                 | 194,905.3 |
| 3       | 1,685,207.0                        | 318,300.7                | 44,042.9              | 134,958.6                       | 258,261.8                 | 198,255.7 |
| 4       | 1,684,837.9                        | 322,823.1                | 48,565.3              | 136,594.1                       | 257,736.2                 | 196,244.2 |
| 5       | 1,702,850.7                        | 330,751.9                | 50,706.2              | 139,610.4                       | 256,987.0                 | 193,498.1 |
| 6       | 1,704,031.6                        | 337,664.5                | 48,230.6              | 139,464.5                       | 246,724.3                 | 198,794.9 |
| 7       | 1,722,090.3                        | 347,064.4                | 47,249.1              | 134,534.1                       | 255,088.4                 | 205,815.3 |
| 8 p)    | 1,738,730.2                        | 350,377.3                | 43,545.1              | 133,820.5                       | 256,959.7                 | 212,321.7 |

:

Source: The Bank of Korea.

9. ( , )<sup>1)</sup>  
Reserves of Commercial & Specialized Banks (New Version, Average of)

: 10

In billion won

|         | Deposits    | (A)          |         |               | Required reserves (B) | Excess reserves (A-B) |
|---------|-------------|--------------|---------|---------------|-----------------------|-----------------------|
|         |             | Reserves (A) | Cash    | Deposits with |                       |                       |
| 2018    | 1,457,010.9 | 60,478.8     | 8,276.9 | 52,202.1      | 60,317.5              | 161.2                 |
| 2019    | 1,569,475.4 | 66,304.9     | 8,065.2 | 58,239.9      | 64,147.4              | 2,157.6               |
| 2020    | 1,719,935.5 | 77,936.2     | 8,193.3 | 69,743.1      | 74,403.6              | 3,532.6               |
| 2021    | 1,899,691.1 | 90,995.5     | 8,258.7 | 82,736.8      | 86,873.2              | 4,122.3               |
| 2022    | 2,072,692.7 | 95,697.5     | 8,296.8 | 87,400.7      | 92,253.9              | 3,443.5               |
| 2023    | 2,136,119.9 | 89,833.5     | 7,926.4 | 81,907.1      | 88,010.2              | 1,823.4               |
| 2022. 8 | 2,085,269.2 | 96,207.1     | 8,290.2 | 87,917.0      | 92,647.5              | 3,559.6               |
| 9       | 2,100,718.6 | 95,530.4     | 9,037.5 | 86,492.8      | 92,177.9              | 3,352.4               |
| 10      | 2,121,739.8 | 94,518.3     | 8,877.1 | 85,641.3      | 91,202.4              | 3,315.9               |
| 11      | 2,137,432.5 | 93,526.8     | 8,544.0 | 84,982.8      | 90,135.2              | 3,391.5               |
| 12      | 2,127,271.5 | 92,463.6     | 8,342.6 | 84,120.9      | 89,129.5              | 3,334.0               |
| 2023. 1 | 2,099,250.4 | 90,582.5     | 8,546.0 | 82,036.5      | 87,259.8              | 3,322.7               |
| 2       | 2,089,528.8 | 90,103.5     | 9,036.4 | 81,067.1      | 86,506.8              | 3,596.7               |
| 3       | 2,112,358.5 | 91,143.9     | 8,027.4 | 83,116.6      | 87,856.9              | 3,287.0               |
| 4       | 2,110,893.7 | 91,457.6     | 7,391.3 | 84,066.3      | 88,149.7              | 3,307.8               |
| 5       | 2,111,702.5 | 90,972.0     | 7,365.9 | 83,606.1      | 87,621.8              | 3,350.2               |
| 6       | 2,131,092.9 | 91,511.5     | 7,873.3 | 83,638.2      | 88,227.7              | 3,283.8               |
| 7       | 2,154,917.2 | 89,171.2     | 7,596.9 | 81,574.3      | 89,079.4              | 91.8                  |
| 8       | 2,153,837.6 | 88,524.6     | 7,741.8 | 80,782.8      | 88,249.9              | 274.7                 |
| 9       | 2,158,377.9 | 88,466.4     | 7,993.4 | 80,473.0      | 88,149.5              | 316.9                 |
| 10      | 2,159,613.0 | 88,590.4     | 8,455.5 | 80,134.9      | 88,257.7              | 332.7                 |
| 11      | 2,171,644.2 | 88,283.0     | 7,808.9 | 80,474.1      | 87,929.0              | 354.0                 |
| 12      | 2,180,222.2 | 89,195.8     | 7,280.3 | 81,915.5      | 88,833.7              | 362.1                 |
| 2024. 1 | 2,160,217.5 | 88,206.3     | 7,583.9 | 80,622.3      | 87,831.0              | 375.3                 |
| 2       | 2,181,162.1 | 89,031.4     | 8,433.4 | 80,598.1      | 88,660.4              | 371.0                 |
| 3       | 2,214,055.1 | 91,734.0     | 8,125.8 | 83,608.2      | 91,364.7              | 369.3                 |
| 4       | 2,215,962.5 | 91,894.8     | 7,397.5 | 84,497.3      | 91,526.6              | 368.2                 |
| 5       | 2,208,131.8 | 90,946.2     | 7,420.9 | 83,525.3      | 90,580.5              | 365.7                 |
| 6       | 2,228,132.2 | 91,623.8     | 7,507.0 | 84,116.8      | 91,266.2              | 357.6                 |
| 7       | 2,229,451.5 | 91,325.6     | 7,219.6 | 84,105.9      | 90,990.7              | 334.8                 |
| 8       | 2,233,766.8 | 91,103.3     | 7,567.8 | 83,535.5      | 90,743.1              | 360.3                 |

: 1)  
:Note: 1) Includes Commercial Bank.  
Source: The Bank of Korea.

## 10. ( ) Deposits at Commercial & Specialized Banks by Depositor (End of)

: 10

In billion won

|         |                |           |              |                 |           |              | Time and savings deposits |            |              |
|---------|----------------|-----------|--------------|-----------------|-----------|--------------|---------------------------|------------|--------------|
|         | Total deposits | 가         | Corporations | Demand deposits | 가         | Corporations |                           | Households | Corporations |
| 2017    | 1,305,558.4    | 600,111.5 | 398,635.4    | 194,277.7       | 71,049.5  | 75,222.6     | 1,111,280.7               | 529,062.0  | 323,412.8    |
| 2018    | 1,394,987.3    | 618,442.2 | 425,877.8    | 202,394.8       | 75,522.0  | 79,724.2     | 1,192,592.6               | 542,920.2  | 346,153.6    |
| 2019    | 1,515,519.5    | 668,953.5 | 456,856.4    | 224,547.7       | 85,753.3  | 90,380.4     | 1,290,971.8               | 583,200.2  | 366,476.0    |
| 2020    | 1,697,818.1    | 739,587.8 | 548,743.7    | 297,641.1       | 110,522.3 | 111,241.0    | 1,400,177.0               | 629,065.4  | 437,502.7    |
| 2021    | 1,869,023.7    | 787,750.6 | 613,875.5    | 357,636.7       | 141,857.1 | 129,368.4    | 1,511,387.1               | 645,893.5  | 484,507.1    |
| 2022    | 1,958,013.6    | 853,814.1 | 643,328.0    | 335,320.1       | 138,702.0 | 116,289.0    | 1,622,693.5               | 715,112.1  | 527,039.0    |
| 2023    | 1,993,056.0    | 925,981.5 | 637,501.8    | 322,962.1       | 139,662.8 | 115,061.1    | 1,670,093.9               | 786,318.7  | 522,440.6    |
| 2022. 7 | 1,925,520.4    | 836,014.5 | 605,673.5    | 365,344.0       | 158,060.2 | 119,399.1    | 1,560,176.4               | 677,954.3  | 486,274.5    |
| 8       | 1,932,799.0    | 836,379.2 | 607,630.1    | 362,312.6       | 154,481.5 | 119,772.5    | 1,570,486.5               | 681,897.8  | 487,857.6    |
| 9       | 1,958,348.3    | 840,746.7 | 623,341.2    | 363,891.9       | 149,921.3 | 120,885.1    | 1,594,456.4               | 690,825.4  | 502,456.2    |
| 10      | 1,967,290.0    | 850,206.6 | 617,323.1    | 341,103.3       | 142,555.9 | 112,091.3    | 1,626,186.7               | 707,650.7  | 505,231.8    |
| 11      | 1,970,661.1    | 847,574.7 | 628,716.0    | 330,679.0       | 135,517.7 | 110,764.9    | 1,639,982.1               | 712,057.0  | 517,951.0    |
| 12      | 1,958,013.6    | 853,814.1 | 643,328.0    | 335,320.1       | 138,702.0 | 116,289.0    | 1,622,693.5               | 715,112.1  | 527,039.0    |
| 2023. 1 | 1,905,400.8    | 853,047.7 | 608,559.8    | 314,216.3       | 135,344.1 | 102,170.1    | 1,591,184.5               | 717,703.6  | 506,389.7    |
| 2       | 1,934,319.9    | 856,585.6 | 607,281.0    | 324,648.8       | 137,298.6 | 104,525.6    | 1,609,671.0               | 719,286.9  | 502,755.5    |
| 3       | 1,941,239.7    | 871,175.9 | 622,006.9    | 328,206.9       | 137,464.4 | 110,050.3    | 1,613,032.8               | 733,711.5  | 511,956.6    |
| 4       | 1,921,118.3    | 884,266.9 | 592,767.3    | 323,450.6       | 141,721.5 | 102,874.5    | 1,597,667.7               | 742,545.5  | 489,892.8    |
| 5       | 1,926,861.5    | 879,886.8 | 591,132.0    | 327,408.3       | 136,384.4 | 107,342.0    | 1,599,453.2               | 743,502.4  | 483,790.1    |
| 6       | 1,968,232.6    | 887,662.6 | 625,939.5    | 335,260.4       | 137,585.4 | 115,766.9    | 1,632,972.1               | 750,077.2  | 510,172.5    |
| 7       | 1,944,908.0    | 900,161.2 | 596,220.6    | 322,033.0       | 139,888.4 | 102,331.2    | 1,622,875.1               | 760,272.8  | 493,889.4    |
| 8       | 1,959,811.0    | 902,036.5 | 604,002.2    | 320,862.6       | 136,663.6 | 106,503.5    | 1,638,948.4               | 765,373.0  | 497,498.7    |
| 9       | 1,976,365.2    | 913,938.9 | 615,349.0    | 323,946.8       | 140,661.7 | 106,989.4    | 1,652,418.4               | 773,277.1  | 508,359.7    |
| 10      | 1,962,956.4    | 908,786.2 | 604,836.1    | 313,353.9       | 138,498.7 | 101,827.9    | 1,649,602.5               | 770,287.5  | 503,008.2    |
| 11      | 1,981,278.7    | 911,611.0 | 612,585.3    | 317,574.7       | 136,922.5 | 104,490.7    | 1,663,704.0               | 774,688.6  | 508,094.6    |
| 12      | 1,993,056.0    | 925,981.5 | 637,501.8    | 322,962.1       | 139,662.8 | 115,061.1    | 1,670,093.9               | 786,318.7  | 522,440.6    |
| 2024. 1 | 1,964,188.4    | 926,055.8 | 608,701.4    | 315,117.3       | 136,306.5 | 106,219.2    | 1,649,071.2               | 789,749.3  | 502,482.2    |
| 2       | 2,013,610.0    | 941,265.2 | 616,783.1    | 330,390.0       | 145,324.6 | 104,656.7    | 1,683,219.9               | 795,940.6  | 512,126.5    |
| 3       | 2,049,930.9    | 956,543.3 | 649,919.7    | 346,377.2       | 150,858.1 | 111,713.7    | 1,703,553.6               | 805,685.2  | 538,206.0    |
| 4       | 2,000,338.5    | 955,759.1 | 610,446.0    | 333,683.8       | 148,607.6 | 103,656.2    | 1,666,654.7               | 807,151.4  | 506,789.8    |
| 5       | 2,015,348.6    | 956,436.6 | 618,181.9    | 330,668.3       | 146,890.1 | 105,211.7    | 1,684,680.3               | 809,546.5  | 512,970.3    |
| 6       | 2,054,718.5    | 966,974.5 | 650,545.3    | 341,892.1       | 149,497.6 | 112,255.5    | 1,712,826.4               | 817,476.9  | 538,289.9    |
| 7       | 2,026,573.5    | 964,328.4 | 631,289.6    | 327,786.5       | 146,132.1 | 103,896.5    | 1,698,787.1               | 818,196.3  | 527,393.2    |
| 8 P)    | 2,050,584.1    | 965,778.2 | 637,634.5    | 334,598.8       | 147,147.8 | 105,460.5    | 1,715,985.3               | 818,630.4  | 532,174.0    |

:

Source: The Bank of Korea.

# 11. ( )<sup>1)2)3)4)</sup> Demand Deposits at Commercial & Specialized Banks by Type (End of)

: 10

In billion won

|         | Total     | Checking | 가                  | Passbook  | Temporary | Public   | Treasury deposits | Credit control |
|---------|-----------|----------|--------------------|-----------|-----------|----------|-------------------|----------------|
|         |           |          | Household checking |           |           |          |                   |                |
| 2014    | 122,815.4 | 3,309.6  | 776.2              | 86,525.9  | 24,004.1  | 8,045.2  | 56.2              | 7.1            |
| 2015    | 155,418.6 | 3,117.5  | 905.6              | 106,176.3 | 24,518.6  | 20,556.9 | 58.1              | 3.5            |
| 2016    | 179,939.3 | 4,069.4  | 1,007.4            | 125,160.5 | 25,572.6  | 23,985.3 | 60.9              | 2.2            |
| 2017    | 194,277.7 | 4,646.7  | 1,040.7            | 143,493.5 | 25,394.6  | 19,568.7 | 69.5              | 2.4            |
| 2018    | 202,394.8 | 4,665.1  | 934.3              | 153,043.4 | 26,437.7  | 17,187.5 | 63.5              | 3.0            |
| 2019    | 224,547.7 | 4,880.7  | 1,019.8            | 176,396.2 | 25,015.5  | 17,111.7 | 63.3              | 1.1            |
| 2020    | 297,641.1 | 6,261.4  | 1,276.5            | 225,924.7 | 28,061.6  | 35,957.5 | 103.1             | 0.3            |
| 2021    | 357,636.7 | 7,673.1  | 1,300.0            | 276,133.9 | 32,381.3  | 39,791.5 | 124.0             | 0.3            |
| 2022    | 335,320.1 | 6,806.2  | 977.5              | 267,604.8 | 29,098.8  | 30,269.3 | 82.8              | 0.2            |
| 2023    | 322,962.1 | 6,578.3  | 988.2              | 264,426.8 | 24,224.5  | 24,562.0 | 77.0              | 0.3            |
| 2022. 7 | 365,344.0 | 5,675.4  | 1,203.1            | 297,438.6 | 28,894.1  | 31,007.6 | 758.7             | 0.2            |
| 8       | 362,312.6 | 5,084.2  | 1,141.4            | 292,927.8 | 28,147.9  | 34,147.5 | 571.7             | 0.9            |
| 9       | 363,891.9 | 5,700.0  | 1,094.6            | 293,309.9 | 28,188.9  | 34,814.7 | 524.0             | 0.4            |
| 10      | 341,103.3 | 4,541.1  | 1,058.3            | 273,262.6 | 27,947.1  | 33,633.7 | 426.3             | 2.7            |
| 11      | 330,679.0 | 4,751.0  | 994.0              | 264,016.2 | 27,196.8  | 33,061.7 | 316.3             | 0.7            |
| 12      | 335,320.1 | 6,806.2  | 977.5              | 267,604.8 | 29,098.8  | 30,269.3 | 82.8              | 0.2            |
| 2023. 1 | 314,216.3 | 4,850.5  | 945.6              | 253,812.7 | 25,923.8  | 27,857.3 | 428.8             | 2.1            |
| 2       | 324,648.8 | 4,593.9  | 973.8              | 260,009.9 | 25,911.8  | 32,237.0 | 424.9             | 0.8            |
| 3       | 328,206.9 | 5,698.9  | 974.8              | 269,870.5 | 26,252.8  | 24,113.8 | 661.8             | 0.4            |
| 4       | 323,450.6 | 5,194.1  | 1,004.0            | 267,197.7 | 25,653.9  | 23,120.9 | 618.0             | 0.3            |
| 5       | 327,408.3 | 5,266.2  | 977.6              | 267,320.5 | 25,229.6  | 27,469.8 | 522.9             | 0.9            |
| 6       | 335,260.4 | 5,825.7  | 980.1              | 276,583.8 | 25,699.2  | 23,932.6 | 925.8             | 0.1            |
| 7       | 322,033.0 | 4,745.4  | 979.1              | 265,661.6 | 23,821.0  | 24,080.3 | 764.2             | 1.1            |
| 8       | 320,862.6 | 4,708.3  | 982.8              | 262,309.7 | 23,874.1  | 26,474.5 | 590.6             | 0.6            |
| 9       | 323,946.8 | 6,324.3  | 979.3              | 268,227.0 | 24,278.7  | 21,672.9 | 528.8             | 2.5            |
| 10      | 313,353.9 | 4,976.5  | 967.2              | 257,884.3 | 23,882.1  | 23,344.3 | 435.8             | 0.9            |
| 11      | 317,574.7 | 4,643.0  | 961.8              | 257,828.8 | 23,808.2  | 28,279.2 | 295.4             | 0.9            |
| 12      | 322,962.1 | 6,578.3  | 988.2              | 264,426.8 | 24,224.5  | 24,562.0 | 77.0              | 0.3            |
| 2024. 1 | 315,117.3 | 4,963.4  | 957.4              | 259,091.7 | 24,071.7  | 23,764.2 | 433.1             | 0.4            |
| 2       | 330,390.0 | 4,892.3  | 980.9              | 269,254.7 | 24,842.8  | 28,152.5 | 476.8             | 0.3            |
| 3       | 346,377.2 | 6,277.2  | 999.9              | 287,933.7 | 25,864.9  | 22,553.0 | 704.0             | 0.1            |
| 4       | 333,683.8 | 4,703.3  | 988.5              | 279,832.9 | 25,297.0  | 20,230.3 | 611.0             | 0.7            |
| 5       | 330,668.3 | 4,440.7  | 980.1              | 276,266.7 | 24,635.6  | 21,730.2 | 556.2             | 0.0            |
| 6       | 341,892.1 | 6,020.5  | 1,019.1            | 287,022.4 | 25,140.5  | 19,803.0 | 745.8             | 0.1            |
| 7       | 327,786.5 | 4,185.7  | 985.2              | 277,337.0 | 23,638.9  | 18,863.0 | 651.6             | 0.5            |
| 8 P)    | 334,598.8 | 4,723.4  | 996.3              | 280,342.3 | 23,993.8  | 21,917.5 | 530.9             | 0.0            |

: 1)

2002 1

Note: 1) Includes Korea Development Bank since Jan. 2002 when it was reclassified into Commercial &amp; specialized banks.

2) Excludes foreign currency deposits &amp; interbank deposits.

3) Installment savings include household preferential installment savings deposits.

4) Housing installments includes worker's savings for housing loans.

Source: The Bank of Korea.

2)

3)

가

4)

:

## 12.

1)2)

## Time and Savings Deposits at Commercial &amp; Specialized Banks by Type

: 10

In billion won

|         | Total       | Time        | 3)<br>Installment<br>savings | Mutual<br>installments | 4)<br>Housing<br>installments | Worker's<br>preferential<br>sav. deposits | Savings   | Company<br>savings | Workman's<br>property<br>formation |
|---------|-------------|-------------|------------------------------|------------------------|-------------------------------|---|-----------|--------------------|------------------------------------|
| 2014    | 957,727.8   | 578,022.9   | 38,411.8                     | 14,941.9               | 980.7                         | 1.9                                       | 176,718.9 | 139,498.7          | 4,030.3                            |
| 2015    | 1,008,308.8 | 569,554.2   | 36,173.3                     | 14,468.0               | 910.5                         | 1.7                                       | 210,102.9 | 166,047.4          | 6,817.3                            |
| 2016    | 1,061,034.4 | 586,976.6   | 35,459.4                     | 12,662.8               | 833.9                         | 1.4                                       | 234,215.9 | 177,872.1          | 10,092.5                           |
| 2017    | 1,111,280.7 | 617,469.9   | 34,246.6                     | 10,146.2               | 761.1                         | 1.0                                       | 245,564.2 | 188,050.9          | 12,869.8                           |
| 2018    | 1,192,592.6 | 694,015.6   | 33,291.1                     | 10,371.1               | 688.3                         | 0.9                                       | 243,203.8 | 194,365.2          | 14,825.8                           |
| 2019    | 1,290,971.8 | 742,576.9   | 36,197.5                     | 12,102.2               | 625.4                         | 0.9                                       | 270,510.6 | 210,996.8          | 16,659.4                           |
| 2020    | 1,400,177.0 | 734,159.3   | 39,263.9                     | 11,983.7               | 569.8                         | 0.8                                       | 333,868.4 | 266,647.1          | 12,589.6                           |
| 2021    | 1,511,387.1 | 778,971.0   | 33,846.8                     | 9,994.2                | 537.5                         | 0.8                                       | 361,093.5 | 314,458.5          | 11,481.7                           |
| 2022    | 1,622,693.5 | 976,556.5   | 41,093.3                     | 7,248.7                | 502.5                         | 0.7                                       | 290,510.2 | 299,236.5          | 6,724.5                            |
| 2023    | 1,670,093.9 | 1,000,801.2 | 59,104.8                     | 6,815.4                | 463.8                         | 0.7                                       | 291,731.0 | 308,945.3          | 1,496.3                            |
| 2022. 7 | 1,560,176.4 | 857,881.8   | 38,758.9                     | 8,708.6                | 523.3                         | 0.7                                       | 347,347.8 | 295,619.6          | 10,392.8                           |
| 8       | 1,570,486.5 | 878,267.1   | 39,887.3                     | 8,576.6                | 519.6                         | 0.7                                       | 336,536.6 | 295,724.7          | 10,045.4                           |
| 9       | 1,594,456.4 | 909,440.0   | 41,161.8                     | 8,433.5                | 516.6                         | 0.7                                       | 327,140.9 | 297,138.1          | 9,710.7                            |
| 10      | 1,626,186.7 | 965,031.8   | 41,205.8                     | 8,095.1                | 512.5                         | 0.7                                       | 313,298.2 | 288,053.8          | 9,101.2                            |
| 11      | 1,639,982.1 | 991,939.0   | 41,339.8                     | 7,678.9                | 507.3                         | 0.7                                       | 296,920.8 | 292,438.4          | 8,301.7                            |
| 12      | 1,622,693.5 | 976,556.5   | 41,093.3                     | 7,248.7                | 502.5                         | 0.7                                       | 290,510.2 | 299,236.5          | 6,724.5                            |
| 2023. 1 | 1,591,184.5 | 976,605.8   | 41,630.0                     | 7,087.7                | 497.2                         | 0.7                                       | 284,914.0 | 273,741.9          | 5,905.7                            |
| 2       | 1,609,671.0 | 979,032.4   | 42,835.7                     | 7,082.0                | 492.5                         | 0.7                                       | 286,209.4 | 287,459.4          | 5,765.9                            |
| 3       | 1,613,032.8 | 970,909.5   | 44,423.1                     | 7,059.4                | 488.2                         | 0.7                                       | 292,903.5 | 292,888.4          | 3,571.7                            |
| 4       | 1,597,667.7 | 965,762.3   | 46,614.0                     | 7,210.0                | 485.3                         | 0.7                                       | 293,855.5 | 280,119.0          | 2,836.3                            |
| 5       | 1,599,453.2 | 978,233.5   | 48,115.4                     | 7,420.4                | 482.4                         | 0.7                                       | 288,968.3 | 273,019.5          | 2,432.3                            |
| 6       | 1,632,972.1 | 981,612.9   | 49,669.4                     | 7,548.2                | 479.4                         | 0.7                                       | 290,576.8 | 300,118.1          | 2,189.0                            |
| 7       | 1,622,875.1 | 994,250.2   | 51,600.5                     | 7,687.3                | 477.0                         | 0.7                                       | 289,933.7 | 276,128.9          | 2,021.2                            |
| 8       | 1,638,948.4 | 1,007,691.9 | 53,375.4                     | 7,764.6                | 474.3                         | 0.7                                       | 288,535.0 | 278,474.2          | 1,860.8                            |
| 9       | 1,652,418.4 | 1,003,417.0 | 55,518.9                     | 7,831.0                | 472.1                         | 0.7                                       | 291,074.8 | 291,562.2          | 1,775.0                            |
| 10      | 1,649,602.5 | 1,013,288.2 | 56,789.9                     | 7,579.8                | 469.3                         | 0.7                                       | 286,647.2 | 282,388.0          | 1,680.0                            |
| 11      | 1,663,704.0 | 1,026,836.8 | 58,080.3                     | 7,159.3                | 466.3                         | 0.7                                       | 284,741.3 | 284,076.6          | 1,592.6                            |
| 12      | 1,670,093.9 | 1,000,801.2 | 59,104.8                     | 6,815.4                | 463.8                         | 0.7                                       | 291,731.0 | 308,945.3          | 1,496.3                            |
| 2024. 1 | 1,649,071.2 | 1,017,433.9 | 59,946.5                     | 6,707.6                | 460.4                         | 0.7                                       | 289,473.3 | 272,910.9          | 1,409.5                            |
| 2       | 1,683,219.9 | 1,041,345.0 | 45,751.9                     | 6,732.7                | 457.3                         | 0.7                                       | 302,295.7 | 284,555.5          | 1,356.8                            |
| 3       | 1,703,553.6 | 1,027,000.6 | 44,465.2                     | 6,706.9                | 454.0                         | 0.6                                       | 305,754.6 | 317,135.3          | 1,316.4                            |
| 4       | 1,666,654.7 | 1,022,227.6 | 46,341.7                     | 6,802.8                | 452.4                         | 0.6                                       | 303,916.5 | 284,905.6          | 1,288.1                            |
| 5       | 1,684,680.3 | 1,038,258.0 | 48,204.0                     | 6,935.4                | 450.2                         | 0.6                                       | 300,585.1 | 288,268.7          | 1,261.8                            |
| 6       | 1,712,826.4 | 1,037,638.5 | 49,914.7                     | 7,066.2                | 448.1                         | 0.6                                       | 304,892.5 | 310,909.7          | 1,240.8                            |
| 7       | 1,698,787.1 | 1,053,190.1 | 51,839.4                     | 7,129.2                | 445.7                         | 0.6                                       | 304,082.8 | 280,180.9          | 1,203.1                            |
| 8 P)    | 1,715,985.3 | 1,067,732.8 | 52,682.4                     | 7,172.6                | 443.4                         | 0.6                                       | 304,710.5 | 281,367.5          | 1,162.3                            |

: 1)

2)

3) 가

4)

:

2002 1

Note: 1) Includes Korea Development Bank since Jan. 2002 when it was reclassified into Commercial &amp; specialized banks.

2) Excludes foreign currency deposits &amp; interbank deposits.

3) Includes household preferential installment savings deposits.

4) Includes worker's savings for housing loans.

Source: The Bank of Korea.



## 13. ( )<sup>1)</sup> Deposits at Commercial & Specialized Banks by Province (End of)

: 10

In billion won

|       |      | Total       | Seoul       | Busan     | Daegu    | Incheon  | Gwangju  | Daejeon   | Ulsan     | Sejong   |
|-------|------|-------------|-------------|-----------|----------|----------|----------|-----------|-----------|----------|
| 2019  |      | 1,515,519.5 | 791,160.6   | 90,142.9  | 52,113.4 | 46,757.3 | 25,261.5 | 33,905.4  | 16,646.3  | 11,646.8 |
| 2020  |      | 1,697,818.1 | 898,371.8   | 101,058.8 | 57,156.5 | 51,948.8 | 28,573.7 | 38,725.4  | 18,231.6  | 14,025.4 |
| 2021  |      | 1,869,023.7 | 1,025,793.2 | 96,071.3  | 60,019.8 | 57,520.5 | 30,480.8 | 40,425.1  | 19,383.7  | 14,049.4 |
| 2022  |      | 1,958,013.6 | 1,052,968.4 | 97,641.3  | 61,797.7 | 59,331.1 | 31,619.4 | 46,349.8  | 21,986.8  | 14,857.5 |
| 2023  |      | 1,993,056.0 | 1,052,486.4 | 102,757.8 | 64,813.4 | 59,325.2 | 31,247.9 | 47,843.4  | 23,085.4  | 14,276.0 |
| 2023. | 8    | 1,959,811.0 | 1,015,751.1 | 100,243.8 | 63,192.0 | 59,952.6 | 31,024.3 | 51,943.2  | 23,630.4  | 14,922.1 |
|       | 9    | 1,976,365.2 | 1,029,831.0 | 100,107.7 | 63,436.3 | 59,870.0 | 31,246.6 | 51,509.1  | 23,868.3  | 15,315.5 |
|       | 10   | 1,962,956.5 | 1,025,090.4 | 99,982.9  | 62,274.5 | 59,534.9 | 30,523.5 | 51,468.7  | 23,521.7  | 14,993.1 |
|       | 11   | 1,981,278.7 | 1,032,892.9 | 101,418.3 | 64,414.4 | 59,619.2 | 30,830.1 | 51,370.6  | 23,396.1  | 15,354.0 |
|       | 12   | 1,993,056.0 | 1,052,486.4 | 102,757.8 | 64,813.4 | 59,325.2 | 31,247.9 | 47,843.4  | 23,085.4  | 14,276.0 |
| 2024. | 1    | 1,964,188.4 | 1,031,604.8 | 101,984.3 | 64,656.4 | 58,071.0 | 30,806.6 | 48,872.8  | 22,827.0  | 15,541.8 |
|       | 2    | 2,013,610.0 | 1,055,507.0 | 104,309.7 | 67,674.1 | 60,096.0 | 31,268.0 | 53,259.3  | 23,327.6  | 16,723.8 |
|       | 3    | 2,049,930.9 | 1,080,110.5 | 106,529.7 | 67,586.1 | 61,099.2 | 31,697.4 | 53,387.4  | 23,787.8  | 15,877.2 |
|       | 4    | 2,000,338.5 | 1,042,352.9 | 105,519.4 | 67,366.4 | 59,974.0 | 31,277.4 | 52,445.3  | 23,204.5  | 15,604.8 |
|       | 5    | 2,015,348.5 | 1,043,880.3 | 106,645.9 | 68,215.4 | 60,813.8 | 31,632.2 | 54,142.8  | 23,750.0  | 16,050.1 |
|       | 6    | 2,054,718.5 | 1,067,786.2 | 108,127.2 | 69,845.4 | 61,615.0 | 32,286.3 | 56,492.8  | 24,183.4  | 17,460.2 |
|       | 7    | 2,026,573.5 | 1,052,704.1 | 107,978.3 | 68,334.0 | 60,793.1 | 31,083.7 | 55,269.6  | 23,845.3  | 17,022.7 |
|       | 8 p) | 2,050,584.1 | 1,063,358.1 | 110,153.3 | 69,265.9 | 61,693.9 | 31,497.4 | 55,771.0  | 23,891.0  | 17,275.7 |
|       |      |             |             |           |          |          |          |           |           |          |
|       |      | Gyeonggi    | Gangwon     | Chungbuk  | Chungnam | Jeonbuk  | Jeonnam  | Gyeongbuk | Gyeongnam | Jeju     |
| 2019  |      | 223,043.4   | 25,501.3    | 21,582.6  | 25,555.5 | 36,495.5 | 23,693.8 | 34,777.2  | 47,388.8  | 9,847.4  |
| 2020  |      | 251,734.3   | 24,939.5    | 23,634.2  | 27,669.5 | 38,260.0 | 25,070.1 | 36,756.8  | 51,352.9  | 10,308.9 |
| 2021  |      | 271,034.3   | 28,054.8    | 25,567.9  | 29,966.9 | 39,664.3 | 26,144.7 | 38,504.8  | 55,631.9  | 10,710.3 |
| 2022  |      | 287,943.2   | 31,030.4    | 28,913.8  | 34,212.4 | 41,468.5 | 30,052.0 | 46,034.7  | 59,099.9  | 12,706.5 |
| 2023  |      | 298,486.3   | 32,527.7    | 29,808.8  | 35,691.8 | 48,159.7 | 31,485.1 | 47,325.9  | 61,885.3  | 11,850.0 |
| 2023. | 8    | 294,392.8   | 35,637.3    | 30,353.8  | 35,843.8 | 46,926.5 | 31,955.4 | 49,492.3  | 61,690.0  | 12,859.5 |
|       | 9    | 296,564.5   | 35,105.9    | 30,596.7  | 36,892.5 | 47,674.5 | 31,227.9 | 49,366.7  | 61,918.8  | 11,833.2 |
|       | 10   | 293,245.9   | 33,798.9    | 29,630.3  | 35,424.6 | 50,169.7 | 30,933.7 | 49,136.7  | 60,678.7  | 12,548.4 |
|       | 11   | 295,323.1   | 34,437.3    | 30,249.9  | 36,672.3 | 50,640.0 | 31,797.6 | 48,908.7  | 62,045.6  | 11,908.6 |
|       | 12   | 298,486.3   | 32,527.7    | 29,808.8  | 35,691.8 | 48,159.7 | 31,485.1 | 47,325.9  | 61,885.3  | 11,850.0 |
| 2024. | 1    | 292,177.7   | 34,089.7    | 29,334.7  | 35,122.3 | 47,834.8 | 30,335.0 | 46,814.8  | 61,400.7  | 12,713.9 |
|       | 2    | 295,560.7   | 35,565.5    | 30,430.6  | 36,216.4 | 48,401.2 | 32,177.1 | 47,425.4  | 62,814.7  | 12,853.0 |
|       | 3    | 299,875.8   | 38,092.7    | 30,728.2  | 36,666.8 | 49,380.3 | 31,844.4 | 48,721.7  | 62,966.6  | 11,579.2 |
|       | 4    | 293,791.2   | 37,864.0    | 30,273.1  | 35,909.0 | 48,935.0 | 31,211.0 | 47,992.0  | 61,895.4  | 14,723.0 |
|       | 5    | 295,556.7   | 38,375.7    | 30,759.6  | 36,746.7 | 50,983.3 | 31,493.4 | 48,720.0  | 62,979.3  | 14,603.4 |
|       | 6    | 301,778.2   | 39,001.1    | 31,061.1  | 36,950.0 | 51,423.0 | 31,752.7 | 49,050.1  | 62,700.7  | 13,205.2 |
|       | 7    | 297,493.0   | 38,016.7    | 30,377.8  | 36,098.7 | 50,294.9 | 31,006.8 | 48,308.0  | 62,252.6  | 15,694.2 |
|       | 8 p) | 301,252.4   | 38,290.9    | 30,848.0  | 36,938.0 | 50,511.5 | 31,484.0 | 49,154.1  | 63,369.9  | 15,829.0 |

: 1)

:

Note: 1) Classification by province is based on the location of the handling branch (office).

Source: The Bank of Korea.

## 14. ( )<sup>1)</sup> Loans and Discounts of Commercial & Specialized Banks by Province (End of)

| : 10  |      | In billion won |           |           |           |           |          |           |           |          |
|-------|------|----------------|-----------|-----------|-----------|-----------|----------|-----------|-----------|----------|
|       |      | Total          | Seoul     | Busan     | Daegu     | Incheon   | Gwangju  | Daejeon   | Ulsan     | Sejong   |
| 2019  |      | 1,698,612.9    | 641,634.1 | 120,127.2 | 80,062.2  | 92,157.9  | 36,888.6 | 35,318.1  | 28,495.1  | 8,803.9  |
| 2020  |      | 1,893,716.2    | 726,164.1 | 132,190.5 | 88,740.3  | 102,078.5 | 42,161.3 | 39,341.3  | 30,498.2  | 9,864.7  |
| 2021  |      | 2,050,701.6    | 798,751.7 | 143,137.7 | 98,777.2  | 109,129.1 | 45,930.7 | 41,555.0  | 31,856.0  | 10,538.1 |
| 2022  |      | 2,165,861.1    | 871,746.6 | 148,637.2 | 103,005.7 | 113,533.0 | 47,386.8 | 42,121.4  | 32,268.4  | 10,777.9 |
| 2023  |      | 2,266,468.8    | 927,524.8 | 153,595.7 | 106,307.1 | 118,511.2 | 49,907.7 | 43,631.1  | 33,180.4  | 11,147.5 |
| 2023. | 8    | 2,222,860.5    | 905,017.8 | 151,648.6 | 104,429.9 | 116,289.0 | 48,837.2 | 43,010.2  | 32,861.1  | 11,093.8 |
|       | 9    | 2,238,147.8    | 913,188.2 | 152,680.0 | 105,334.9 | 116,986.0 | 49,401.6 | 43,142.2  | 33,020.8  | 11,153.6 |
|       | 10   | 2,253,613.6    | 922,133.6 | 153,354.5 | 105,757.2 | 117,668.8 | 49,640.9 | 43,663.5  | 33,119.4  | 11,107.2 |
|       | 11   | 2,266,755.9    | 928,104.5 | 153,721.5 | 106,703.9 | 118,584.3 | 49,853.7 | 43,511.3  | 33,366.1  | 11,121.3 |
|       | 12   | 2,266,468.8    | 927,524.8 | 153,595.7 | 106,307.1 | 118,511.2 | 49,907.7 | 43,631.1  | 33,180.4  | 11,147.5 |
| 2024. | 1    | 2,275,754.9    | 935,208.5 | 154,010.4 | 105,772.2 | 118,658.5 | 50,396.2 | 43,725.9  | 33,352.0  | 11,118.5 |
|       | 2    | 2,286,010.8    | 941,235.5 | 154,464.0 | 105,933.4 | 119,046.8 | 50,507.2 | 44,192.3  | 33,351.1  | 11,090.3 |
|       | 3    | 2,295,440.4    | 946,819.4 | 154,947.6 | 106,477.7 | 119,704.9 | 50,781.2 | 44,300.6  | 33,499.4  | 11,059.7 |
|       | 4    | 2,312,960.6    | 956,371.4 | 155,548.3 | 107,036.5 | 120,823.9 | 51,231.1 | 44,450.1  | 33,757.0  | 11,153.3 |
|       | 5    | 2,327,198.0    | 961,165.6 | 156,273.0 | 107,681.1 | 121,913.1 | 51,620.7 | 45,163.3  | 34,000.3  | 11,227.1 |
|       | 6    | 2,338,124.2    | 966,536.1 | 156,187.5 | 108,075.6 | 122,893.3 | 51,734.8 | 45,579.9  | 34,540.2  | 11,204.4 |
|       | 7    | 2,352,799.6    | 973,086.6 | 157,211.2 | 108,530.4 | 123,202.0 | 52,024.4 | 45,908.7  | 34,697.2  | 11,456.1 |
|       | 8 P) | 2,369,543.7    | 980,673.5 | 157,924.9 | 108,872.5 | 123,702.9 | 52,378.3 | 46,431.3  | 35,044.0  | 11,568.5 |
|       |      |                |           |           |           |           |          |           |           |          |
|       |      | Gyeonggi       | Gangwon   | Chungbuk  | Chungnam  | Jeonbuk   | Jeonnam  | Gyeongbuk | Gyeongnam | Jeju     |
| 2019  |      | 376,464.3      | 20,991.4  | 26,399.9  | 37,360.9  | 30,488.3  | 23,785.6 | 43,118.9  | 78,235.3  | 18,281.1 |
| 2020  |      | 419,831.8      | 22,831.4  | 28,669.1  | 41,097.0  | 33,132.0  | 26,806.6 | 47,189.5  | 82,937.6  | 20,182.3 |
| 2021  |      | 451,097.2      | 23,886.3  | 30,442.5  | 44,345.3  | 34,004.7  | 28,202.3 | 48,442.0  | 89,499.3  | 21,106.6 |
| 2022  |      | 464,688.9      | 24,591.1  | 31,219.6  | 45,997.8  | 34,480.8  | 31,393.6 | 50,349.7  | 92,070.4  | 21,592.3 |
| 2023  |      | 481,480.6      | 25,298.3  | 32,985.2  | 47,853.4  | 35,161.7  | 31,854.7 | 52,155.3  | 93,883.9  | 21,990.1 |
| 2023. | 8    | 474,524.6      | 25,019.2  | 32,173.1  | 46,189.8  | 34,303.0  | 30,964.7 | 51,438.4  | 93,331.1  | 21,728.9 |
|       | 9    | 476,303.2      | 25,109.7  | 32,559.0  | 46,398.6  | 34,512.9  | 31,109.0 | 51,836.7  | 93,614.8  | 21,796.5 |
|       | 10   | 478,106.3      | 25,241.7  | 32,753.9  | 46,851.7  | 34,800.6  | 31,299.8 | 52,206.7  | 94,078.2  | 21,829.7 |
|       | 11   | 481,379.2      | 25,255.1  | 33,019.8  | 47,370.5  | 34,916.9  | 31,756.2 | 51,971.6  | 94,197.8  | 21,922.3 |
|       | 12   | 481,480.6      | 25,298.3  | 32,985.2  | 47,853.4  | 35,161.7  | 31,854.7 | 52,155.3  | 93,883.9  | 21,990.1 |
| 2024. | 1    | 482,472.7      | 25,309.6  | 33,025.4  | 47,922.9  | 35,281.1  | 31,761.1 | 51,934.9  | 93,834.5  | 21,970.6 |
|       | 2    | 484,014.7      | 25,304.4  | 33,335.3  | 48,143.0  | 35,412.2  | 31,860.1 | 52,089.6  | 94,078.3  | 21,952.6 |
|       | 3    | 485,506.2      | 25,244.7  | 33,415.7  | 48,299.6  | 35,366.0  | 31,850.1 | 52,056.8  | 94,242.4  | 21,868.4 |
|       | 4    | 488,644.2      | 25,338.7  | 33,893.2  | 48,555.2  | 35,570.4  | 32,094.8 | 52,444.8  | 94,044.6  | 22,003.2 |
|       | 5    | 491,535.9      | 25,532.5  | 34,354.0  | 48,946.8  | 35,815.1  | 32,189.6 | 52,885.1  | 94,726.6  | 22,168.2 |
|       | 6    | 494,950.7      | 25,528.2  | 34,965.6  | 48,791.6  | 35,661.9  | 31,566.0 | 52,962.9  | 94,804.0  | 22,141.7 |
|       | 7    | 498,106.9      | 25,819.0  | 35,184.1  | 48,982.8  | 35,922.8  | 31,884.7 | 53,261.7  | 95,304.0  | 22,216.9 |
|       | 8 P) | 502,529.3      | 25,898.8  | 35,250.1  | 49,520.5  | 36,080.7  | 32,050.3 | 53,409.3  | 95,864.8  | 22,344.2 |

: 1) ,  
:Note: 1) Classification by province is based on the location of the handling branch(office).  
Source: The Bank of Korea.

## 15. ( ) Loans and Discounts of Commercial & Specialized Banks by Fund (End of)

: 10

In billion won

|         | Total loans & discounts | Equipment | Operation   | Loans with banking funds | Equipment | Operation   | Loans with gov't funds | Equipment | Operation |
|---------|-------------------------|-----------|-------------|--------------------------|-----------|-------------|------------------------|-----------|-----------|
| 2014    | 1,250,103.3             | 292,150.5 | 957,952.8   | 1,223,698.0              | 275,137.5 | 948,560.5   | 26,405.3               | 17,013.0  | 9,392.3   |
| 2015    | 1,346,815.8             | 337,325.7 | 1,009,490.2 | 1,320,628.9              | 322,249.3 | 998,379.7   | 26,186.9               | 15,076.4  | 11,110.5  |
| 2016    | 1,424,149.2             | 371,099.2 | 1,053,049.9 | 1,395,247.1              | 356,469.4 | 1,038,777.6 | 28,902.2               | 14,629.8  | 14,272.3  |
| 2017    | 1,504,333.3             | 404,000.0 | 1,100,333.3 | 1,472,305.7              | 389,696.9 | 1,082,608.8 | 32,027.6               | 14,303.1  | 17,724.5  |
| 2018    | 1,600,280.5             | 433,691.8 | 1,166,588.8 | 1,564,007.0              | 419,556.6 | 1,144,450.5 | 36,273.4               | 14,135.2  | 22,138.3  |
| 2019    | 1,698,612.9             | 461,367.5 | 1,237,245.4 | 1,661,219.2              | 447,630.2 | 1,213,589.0 | 37,393.7               | 13,737.3  | 23,656.4  |
| 2020    | 1,893,716.2             | 511,171.9 | 1,382,544.3 | 1,850,383.4              | 497,515.8 | 1,352,867.6 | 43,332.8               | 13,656.1  | 29,676.7  |
| 2021    | 2,050,701.6             | 576,529.8 | 1,474,171.8 | 2,002,891.3              | 562,210.9 | 1,440,680.4 | 47,810.3               | 14,319.0  | 33,491.4  |
| 2022    | 2,165,861.1             | 636,626.5 | 1,529,234.7 | 2,115,596.1              | 620,769.3 | 1,494,826.8 | 50,265.0               | 15,857.2  | 34,407.9  |
| 2023    | 2,266,468.8             | 684,802.4 | 1,581,666.4 | 2,217,619.8              | 668,905.2 | 1,548,714.6 | 48,849.0               | 15,897.2  | 32,951.7  |
| 2022. 7 | 2,121,837.3             | 619,063.2 | 1,502,774.1 | 2,069,551.6              | 603,625.2 | 1,465,926.3 | 52,285.7               | 15,437.9  | 36,847.8  |
| 8       | 2,130,684.5             | 624,894.0 | 1,505,790.5 | 2,078,057.1              | 609,241.5 | 1,468,815.6 | 52,627.4               | 15,652.5  | 36,975.0  |
| 9       | 2,140,254.9             | 628,054.0 | 1,512,200.8 | 2,088,654.7              | 612,451.0 | 1,476,203.7 | 51,600.2               | 15,603.0  | 35,997.2  |
| 10      | 2,158,295.5             | 631,739.4 | 1,526,556.0 | 2,106,867.8              | 615,998.8 | 1,490,869.0 | 51,427.7               | 15,740.7  | 35,687.0  |
| 11      | 2,173,145.2             | 635,587.8 | 1,537,557.5 | 2,121,723.6              | 619,675.7 | 1,502,047.9 | 51,421.6               | 15,912.0  | 35,509.6  |
| 12      | 2,165,861.1             | 636,626.5 | 1,529,234.7 | 2,115,596.1              | 620,769.3 | 1,494,826.8 | 50,265.0               | 15,857.2  | 34,407.9  |
| 2023. 1 | 2,168,698.3             | 637,743.2 | 1,530,955.1 | 2,118,733.0              | 621,898.3 | 1,496,834.8 | 49,965.3               | 15,845.0  | 34,120.3  |
| 2       | 2,170,233.0             | 640,165.6 | 1,530,067.4 | 2,120,559.9              | 624,318.6 | 1,496,241.3 | 49,673.1               | 15,847.0  | 33,826.1  |
| 3       | 2,171,145.4             | 643,391.3 | 1,527,754.1 | 2,122,817.4              | 627,826.4 | 1,494,991.0 | 48,328.0               | 15,564.8  | 32,763.2  |
| 4       | 2,177,578.1             | 647,653.7 | 1,529,924.4 | 2,129,296.6              | 632,075.0 | 1,497,221.6 | 48,281.6               | 15,578.7  | 32,702.8  |
| 5       | 2,187,357.9             | 651,831.1 | 1,535,526.8 | 2,138,875.0              | 636,180.8 | 1,502,694.2 | 48,482.9               | 15,650.3  | 32,832.5  |
| 6       | 2,197,685.5             | 657,072.2 | 1,540,613.3 | 2,149,550.1              | 641,489.1 | 1,508,061.0 | 48,135.4               | 15,583.1  | 32,552.3  |
| 7       | 2,210,386.9             | 661,810.4 | 1,548,576.5 | 2,161,844.2              | 646,130.5 | 1,515,713.7 | 48,542.7               | 15,679.9  | 32,862.8  |
| 8       | 2,222,860.5             | 667,937.4 | 1,554,923.1 | 2,173,743.6              | 652,091.9 | 1,521,651.6 | 49,116.9               | 15,845.5  | 33,271.4  |
| 9       | 2,238,147.8             | 673,260.7 | 1,564,887.2 | 2,188,984.1              | 657,409.1 | 1,531,575.0 | 49,163.7               | 15,851.6  | 33,312.2  |
| 10      | 2,253,613.6             | 677,768.1 | 1,575,845.5 | 2,204,247.8              | 661,823.2 | 1,542,424.7 | 49,365.8               | 15,944.9  | 33,420.8  |
| 11      | 2,266,755.9             | 683,174.0 | 1,583,582.0 | 2,217,122.0              | 667,135.1 | 1,549,986.8 | 49,634.0               | 16,038.9  | 33,595.1  |
| 12      | 2,266,468.8             | 684,802.4 | 1,581,666.4 | 2,217,619.8              | 668,905.2 | 1,548,714.6 | 48,849.0               | 15,897.2  | 32,951.7  |
| 2024. 1 | 2,275,754.9             | 687,274.4 | 1,588,480.5 | 2,227,003.3              | 671,417.5 | 1,555,585.9 | 48,751.6               | 15,856.9  | 32,894.6  |
| 2       | 2,286,010.8             | 691,310.4 | 1,594,700.4 | 2,236,811.7              | 675,462.9 | 1,561,348.8 | 49,199.1               | 15,847.5  | 33,351.6  |
| 3       | 2,295,440.4             | 697,018.1 | 1,598,422.3 | 2,246,646.2              | 681,282.7 | 1,565,363.5 | 48,794.3               | 15,735.4  | 33,058.8  |
| 4       | 2,312,960.6             | 703,499.4 | 1,609,461.2 | 2,263,673.7              | 687,721.8 | 1,575,951.9 | 49,286.9               | 15,777.6  | 33,509.3  |
| 5       | 2,327,198.0             | 709,097.4 | 1,618,100.6 | 2,277,271.4              | 692,959.2 | 1,584,312.2 | 49,926.5               | 16,138.1  | 33,788.4  |
| 6       | 2,338,124.2             | 713,428.3 | 1,624,695.9 | 2,288,903.9              | 697,549.6 | 1,591,354.3 | 49,220.3               | 15,878.7  | 33,341.6  |
| 7       | 2,352,799.6             | 717,985.7 | 1,634,813.8 | 2,303,681.4              | 702,037.6 | 1,601,643.8 | 49,118.2               | 15,948.2  | 33,170.0  |
| 8 p)    | 2,369,543.7             | 723,341.6 | 1,646,202.1 | 2,320,222.6              | 707,359.7 | 1,612,862.9 | 49,321.1               | 15,981.9  | 33,339.2  |

Source: The Bank of Korea.

## 16. Loans and Discounts of Commercial & Specialized Banks by Industry

: 10

In billion won

|           | Total       | Agriculture, forestry & fishing | Mining & quarrying | Manufacturing | Electricity, gas, steam & conditioning supply | Construction | Wholesale & retail trade | Transportation and storage | Financial & insurance activities | Real estate, activities | Others    |
|-----------|-------------|---------------------------------|--------------------|---------------|---|--------------|--------------------------|----------------------------|----------------------------------|-------------------------|-----------|
| 2014      | 730,466.5   | 18,262.6                        | 1,046.3            | 287,606.6     | 8,304.0                                       | 31,605.7     | 92,837.6                 | 23,429.2                   | 26,296.2                         | 111,725.6               | 129,352.7 |
| 2015      | 783,088.0   | 19,341.2                        | 1,107.5            | 302,617.1     | 9,906.9                                       | 30,512.5     | 97,440.3                 | 23,466.0                   | 27,449.3                         | 131,735.5               | 139,511.6 |
| 2016      | 806,728.9   | 19,951.1                        | 1,194.8            | 300,677.2     | 10,540.0                                      | 28,163.5     | 101,270.6                | 23,874.2                   | 30,222.9                         | 145,842.0               | 144,992.8 |
| 2017      | 843,655.5   | 20,777.5                        | 940.3              | 310,390.4     | 10,700.6                                      | 27,398.7     | 105,282.6                | 24,661.4                   | 32,706.8                         | 164,902.9               | 145,894.3 |
| 2018      | 887,195.6   | 22,215.6                        | 913.4              | 316,915.4     | 11,709.7                                      | 26,194.3     | 112,930.7                | 25,554.6                   | 35,478.1                         | 183,939.4               | 151,344.2 |
| 2019      | 930,894.2   | 24,203.1                        | 955.4              | 323,125.6     | 12,099.8                                      | 27,863.9     | 122,297.7                | 25,835.0                   | 36,165.8                         | 201,251.3               | 157,096.8 |
| 2020      | 1,043,846.8 | 26,078.6                        | 951.6              | 348,906.0     | 13,628.0                                      | 30,128.4     | 140,396.6                | 31,394.1                   | 40,955.8                         | 222,178.0               | 189,229.6 |
| 2021      | 1,140,596.6 | 27,566.5                        | 900.8              | 365,247.5     | 17,436.9                                      | 33,390.7     | 154,580.7                | 32,413.3                   | 47,096.2                         | 251,867.2               | 210,096.9 |
| 2022      | 1,263,286.4 | 30,430.1                        | 977.7              | 393,850.7     | 21,073.8                                      | 40,384.1     | 171,551.1                | 34,786.0                   | 61,312.5                         | 276,797.7               | 232,122.6 |
| 2023      | 1,350,510.1 | 32,241.3                        | 958.6              | 420,377.8     | 21,066.8                                      | 42,760.3     | 179,674.0                | 35,095.5                   | 70,923.4                         | 299,236.2               | 248,176.2 |
| 2019. 3/4 | 919,087.4   | 23,810.2                        | 886.6              | 324,226.7     | 11,717.8                                      | 28,420.9     | 120,288.6                | 25,912.4                   | 33,380.3                         | 196,958.5               | 153,485.5 |
| 4/4       | 930,894.2   | 24,203.1                        | 955.4              | 323,125.6     | 12,099.8                                      | 27,863.9     | 122,297.7                | 25,835.0                   | 36,165.8                         | 201,251.3               | 157,096.8 |
| 2020. 1/4 | 965,794.0   | 24,662.6                        | 842.4              | 335,077.5     | 12,247.5                                      | 28,940.9     | 127,735.4                | 27,134.6                   | 39,349.0                         | 205,860.5               | 163,943.7 |
| 2/4       | 1,010,764.4 | 25,387.3                        | 927.3              | 346,470.2     | 12,523.1                                      | 30,716.7     | 135,011.4                | 29,882.3                   | 39,724.5                         | 212,801.1               | 177,320.6 |
| 3/4       | 1,031,203.6 | 25,806.9                        | 864.4              | 351,046.0     | 12,951.3                                      | 31,469.4     | 138,434.8                | 30,455.3                   | 39,296.4                         | 217,799.1               | 183,079.9 |
| 4/4       | 1,043,846.8 | 26,078.6                        | 951.6              | 348,906.0     | 13,628.0                                      | 30,128.4     | 140,396.6                | 31,394.1                   | 40,955.8                         | 222,178.0               | 189,229.6 |
| 2021. 1/4 | 1,068,655.2 | 26,426.1                        | 919.3              | 355,329.3     | 13,697.7                                      | 31,667.5     | 144,169.5                | 31,550.5                   | 42,241.8                         | 226,840.7               | 195,812.8 |
| 2/4       | 1,090,533.3 | 26,857.9                        | 942.1              | 358,099.3     | 13,808.3                                      | 32,574.7     | 147,411.9                | 31,878.1                   | 42,306.7                         | 235,351.6               | 201,302.8 |
| 3/4       | 1,118,875.3 | 27,261.5                        | 933.6              | 363,681.0     | 14,167.8                                      | 33,726.0     | 151,692.0                | 32,649.8                   | 42,508.8                         | 245,892.5               | 206,362.2 |
| 4/4       | 1,140,596.6 | 27,566.5                        | 900.8              | 365,247.5     | 17,436.9                                      | 33,390.7     | 154,580.7                | 32,413.3                   | 47,096.2                         | 251,867.2               | 210,096.9 |
| 2022. 1/4 | 1,168,729.3 | 27,870.1                        | 946.3              | 374,013.7     | 15,780.3                                      | 34,494.6     | 159,899.6                | 33,347.6                   | 46,101.2                         | 259,068.9               | 217,207.0 |
| 2/4       | 1,204,944.4 | 28,439.5                        | 912.0              | 382,491.4     | 17,808.3                                      | 36,573.2     | 165,178.1                | 33,659.7                   | 49,574.6                         | 267,416.8               | 222,890.7 |
| 3/4       | 1,237,308.8 | 29,673.4                        | 905.1              | 390,311.1     | 18,196.9                                      | 38,792.2     | 169,664.1                | 34,288.9                   | 52,997.7                         | 273,677.3               | 228,802.3 |
| 4/4       | 1,263,286.4 | 30,430.1                        | 977.7              | 393,850.7     | 21,073.8                                      | 40,384.1     | 171,551.1                | 34,786.0                   | 61,312.5                         | 276,797.7               | 232,122.6 |
| 2023. 1/4 | 1,280,694.0 | 30,755.4                        | 1,098.8            | 403,208.6     | 19,079.1                                      | 40,405.6     | 174,841.1                | 34,719.9                   | 60,103.0                         | 280,778.9               | 235,703.7 |
| 2/4       | 1,303,185.4 | 31,675.2                        | 1,066.2            | 408,597.9     | 19,601.9                                      | 41,332.8     | 176,696.9                | 34,504.8                   | 62,284.1                         | 286,162.1               | 241,263.7 |
| 3/4       | 1,333,599.7 | 32,178.4                        | 1,063.1            | 418,966.6     | 20,248.3                                      | 43,324.9     | 178,955.3                | 34,319.3                   | 65,137.8                         | 293,275.9               | 246,130.2 |
| 4/4       | 1,350,510.1 | 32,241.3                        | 958.6              | 420,377.8     | 21,066.8                                      | 42,760.3     | 179,674.0                | 35,095.5                   | 70,923.4                         | 299,236.2               | 248,176.2 |
| 2024. 1/4 | 1,376,237.7 | 32,142.6                        | 1,062.5            | 431,952.9     | 21,191.8                                      | 45,334.6     | 182,394.1                | 35,378.0                   | 71,383.4                         | 303,480.2               | 251,917.7 |
| 2/4       | 1,401,619.3 | 33,264.4                        | 1,005.9            | 438,730.7     | 21,540.7                                      | 46,295.9     | 183,514.3                | 35,831.3                   | 73,512.4                         | 311,907.6               | 256,016.1 |

: 1)

2)

3)

:

10

Note: 1) Includes some of loans with local government funds of NACF extended by other banks.

2) Includes the policy based loans of NACF and NFCC extended by their member cooperatives.

3) Based on the 10th revision of KISC.

Source: The Bank of Korea.

## 17. 가 Credit to Households

: 10

In billion won

|              | 가                    |                     |                         |                                |                            |                                  |                            |           |                                    |
|--------------|----------------------|---------------------|-------------------------|--------------------------------|----------------------------|----------------------------------|----------------------------|-----------|------------------------------------|
|              | Credit to households | Loans to households | Depository corporations | Commercial & specialized banks |                            | Non-bank depository corporations | (Household mortgage loans) |           | Other financial corporations, etc. |
|              |                      |                     |                         | (Household mortgage loans)     | (Household mortgage loans) |                                  |                            |           |                                    |
| 2016         | 1,342,526.8          | 1,269,808.2         | 908,675.7               | 617,420.3                      | 442,564.1                  | 291,255.4                        | 103,275.4                  | 361,132.5 |                                    |
| 2017         | 1,450,627.4          | 1,369,837.2         | 974,569.5               | 660,677.8                      | 464,208.5                  | 313,891.6                        | 114,104.5                  | 395,267.7 |                                    |
| 2018         | 1,536,712.2          | 1,446,628.3         | 1,033,817.4             | 713,084.9                      | 494,265.4                  | 320,732.6                        | 110,222.3                  | 412,810.9 |                                    |
| 2019         | 1,600,600.7          | 1,504,881.6         | 1,083,982.0             | 767,718.8                      | 533,966.4                  | 316,263.2                        | 99,778.9                   | 420,899.6 |                                    |
| 2020         | 1,729,484.7          | 1,633,590.7         | 1,173,695.4             | 849,869.4                      | 583,896.8                  | 323,826.0                        | 95,744.8                   | 459,895.3 |                                    |
| 2021         | 1,862,908.4          | 1,757,065.1         | 1,261,485.9             | 910,104.9                      | 629,561.9                  | 351,380.9                        | 104,916.6                  | 495,579.2 |                                    |
| 2022 p)      | 1,867,553.3          | 1,749,813.4         | 1,248,001.1             | 902,574.8                      | 644,132.4                  | 345,426.3                        | 110,698.6                  | 501,812.3 |                                    |
| 2023 p)      | 1,885,451.2          | 1,767,252.8         | 1,233,861.3             | 915,958.7                      | 672,110.2                  | 317,902.6                        | 105,600.1                  | 533,391.5 |                                    |
| 2021. 3/4    | 1,845,539.5          | 1,744,942.0         | 1,248,662.8             | 901,963.8                      | 620,159.7                  | 346,699.0                        | 101,796.5                  | 496,279.2 |                                    |
| 4/4          | 1,862,908.4          | 1,757,065.1         | 1,261,485.9             | 910,104.9                      | 629,561.9                  | 351,380.9                        | 104,916.6                  | 495,579.2 |                                    |
| 2022. 1/4 p) | 1,862,949.5          | 1,756,294.6         | 1,254,501.2             | 905,600.2                      | 632,170.2                  | 348,901.0                        | 106,589.7                  | 501,793.4 |                                    |
| 2/4          | 1,868,426.7          | 1,757,096.9         | 1,255,249.9             | 905,484.4                      | 634,447.6                  | 349,765.5                        | 109,296.2                  | 501,847.0 |                                    |
| 3/4          | 1,871,108.0          | 1,756,763.5         | 1,252,127.4             | 902,946.1                      | 637,605.7                  | 349,181.4                        | 111,358.2                  | 504,636.0 |                                    |
| 4/4          | 1,867,553.3          | 1,749,813.4         | 1,248,001.1             | 902,574.8                      | 644,132.4                  | 345,426.3                        | 110,698.6                  | 501,812.3 |                                    |
| 2023. 1/4 p) | 1,853,067.5          | 1,738,580.2         | 1,226,067.8             | 890,451.5                      | 642,032.4                  | 335,616.3                        | 108,143.2                  | 512,512.5 |                                    |
| 2/4          | 1,861,299.6          | 1,747,352.5         | 1,223,078.9             | 894,500.1                      | 647,830.4                  | 328,578.9                        | 106,076.4                  | 524,273.6 |                                    |
| 3/4          | 1,878,427.3          | 1,761,712.5         | 1,228,284.3             | 904,548.2                      | 659,363.1                  | 323,736.1                        | 105,412.9                  | 533,428.2 |                                    |
| 4/4          | 1,885,451.2          | 1,767,252.8         | 1,233,861.3             | 915,958.7                      | 672,110.2                  | 317,902.6                        | 105,600.1                  | 533,391.5 |                                    |
| 2024. 1/4 p) | 1,882,385.4          | 1,766,449.8         | 1,229,080.1             | 919,202.8                      | 681,662.4                  | 309,877.3                        | 104,325.2                  | 537,369.8 |                                    |
| 2/4          | 1,896,209.1          | 1,779,972.1         | 1,242,464.2             | 936,505.0                      | 698,365.8                  | 305,959.2                        | 103,996.2                  | 537,507.9 |                                    |

|              | 가             |               |  |                               |                                |          |                    |  |
|--------------|---------------|---------------|--|-------------------------------|--------------------------------|----------|--------------------|--|
|              | Insurance co. | Pension funds | Specialized credit financial companies | Public financial institutions | Other financial intermediaries | Others   | Merchandise credit | Specialized credit financial companies |
|              |               |               |  |                               |                                |          |                    |  |
| 2016         | 108,445.2     | 12,961.2      | 55,249.8                               | 34,034.8                      | 137,287.6                      | 13,153.9 | 72,718.7           | 71,653.0                               |
| 2017         | 114,817.8     | 13,551.8      | 59,985.4                               | 37,206.9                      | 156,898.5                      | 12,807.2 | 80,790.3           | 79,886.0                               |
| 2018         | 119,995.1     | 14,589.3      | 64,537.0                               | 38,207.9                      | 163,008.1                      | 12,473.5 | 90,084.0           | 89,229.2                               |
| 2019         | 119,032.8     | 15,138.6      | 66,161.9                               | 41,576.5                      | 166,911.4                      | 12,078.4 | 95,719.1           | 94,883.4                               |
| 2020         | 120,612.9     | 15,556.0      | 70,679.7                               | 46,307.6                      | 195,076.3                      | 11,662.9 | 95,894.0           | 95,210.5                               |
| 2021         | 125,395.7     | 17,586.3      | 75,030.2                               | 51,163.2                      | 215,048.2                      | 11,355.6 | 105,843.4          | 104,896.8                              |
| 2022 p)      | 128,858.7     | 20,359.3      | 73,760.9                               | 54,885.7                      | 212,770.8                      | 11,176.8 | 117,739.9          | 116,524.2                              |
| 2023 p)      | 130,587.4     | 20,549.1      | 73,131.4                               | 64,535.3                      | 233,209.0                      | 11,379.3 | 118,198.5          | 116,903.1                              |
| 2021. 3/4    | 124,373.6     | 16,773.3      | 75,582.2                               | 50,362.9                      | 217,398.1                      | 11,789.0 | 100,597.5          | 99,558.1                               |
| 4/4          | 125,395.7     | 17,586.3      | 75,030.2                               | 51,163.2                      | 215,048.2                      | 11,355.6 | 105,843.4          | 104,896.8                              |
| 2022. 1/4 p) | 125,249.5     | 18,136.4      | 75,360.6                               | 52,448.8                      | 218,893.6                      | 11,704.5 | 106,654.9          | 105,339.5                              |
| 2/4          | 125,944.7     | 18,729.8      | 76,504.5                               | 53,243.8                      | 216,202.9                      | 11,221.3 | 111,329.8          | 109,994.9                              |
| 3/4          | 127,091.4     | 19,416.5      | 76,485.4                               | 53,427.4                      | 216,618.4                      | 11,596.9 | 114,344.6          | 113,062.2                              |
| 4/4          | 128,858.7     | 20,359.3      | 73,760.9                               | 54,885.7                      | 212,770.8                      | 11,176.8 | 117,739.9          | 116,524.2                              |
| 2023. 1/4 p) | 128,731.2     | 20,475.1      | 72,784.1                               | 59,899.2                      | 218,872.9                      | 11,749.8 | 114,487.3          | 112,989.2                              |
| 2/4          | 129,339.4     | 20,360.1      | 72,680.0                               | 64,607.2                      | 225,987.5                      | 11,299.4 | 113,947.1          | 112,559.3                              |
| 3/4          | 130,283.8     | 20,616.3      | 72,967.9                               | 64,628.3                      | 233,133.7                      | 11,798.2 | 116,714.8          | 115,520.9                              |
| 4/4          | 130,587.4     | 20,549.1      | 73,131.4                               | 64,535.3                      | 233,209.0                      | 11,379.3 | 118,198.5          | 116,903.1                              |
| 2024. 1/4 p) | 128,495.5     | 20,087.6      | 72,862.5                               | 69,474.6                      | 234,465.4                      | 11,984.1 | 115,935.6          | 114,794.1                              |
| 2/4          | 128,224.8     | 19,841.3      | 73,852.8                               | 68,897.3                      | 235,175.7                      | 11,516.1 | 116,237.0          | 115,074.4                              |

: 1)

2)

3)

4)

5)

6)

:

Note: 1) Comprises life insurance companies, non-life insurance companies and postal insurance.

2) Government employees pension service, pension for private school teachers, etc.

3) Credit card companies, installment financing companies, etc.

4) Korea Housing &amp; Urban Guarantee Corporation, Korea housing finance corporation, etc.

5) Securities companies, companies specializing in liquidization, loan companies, etc.

6) Korea Student Aid Foundation, etc.

Source: The Bank of Korea.

## 18. Market Interest Rates

: %

In percent per annum

|          | Bond yields                                |         |         |                   |  |                                      |  |
|----------|--|---------|---------|-------------------|--|--------------------------------------|--|
|          | Monetary stabilization bonds <sup>5)</sup> |         |         |                   | Corporate bonds (3years) <sup>5)</sup> |                                      |  |
|          | Call rates                                 | 1       |         | 2                 | (3) (3) (3)                            |                                      |  |
| 1        | 91   | 1       | 2       | AA- <sup>4)</sup> | BBB- <sup>4)</sup>                     |                                      |  |
|          | Overnight                                  | 91 days | 1 year  | 2 years           |  |                                      |  |
| 2019     | 1.590                                      | 1.535   | 1.550   | 1.547             | 2.023                                  | 8.115                                |  |
| 2020     | 0.700                                      | 0.772   | 0.828   | 0.935             | 2.128                                  | 8.410                                |  |
| 2021     | 0.610                                      | 0.650   | 0.929   | 1.232             | 2.083                                  | 8.329                                |  |
| 2022     | 2.021                                      | 2.141   | 2.638   | 3.121             | 4.155                                  | 10.006                               |  |
| 2023     | 3.508                                      | 3.502   | 3.547   | 3.620             | 4.394                                  | 10.768                               |  |
| 2023. 10 | 3.517                                      | 3.637   | 3.745   | 3.965             | 4.827                                  | 11.222                               |  |
| 11       | 3.572                                      | 3.608   | 3.687   | 3.791             | 4.583                                  | 10.978                               |  |
| 12       | 3.639                                      | 3.523   | 3.499   | 3.438             | 4.076                                  | 10.529                               |  |
| 2024. 1  | 3.470                                      | 3.416   | 3.327   | 3.328             | 4.013                                  | 10.453                               |  |
| 2        | 3.582                                      | 3.431   | 3.379   | 3.411             | 4.053                                  | 10.440                               |  |
| 3        | 3.467                                      | 3.463   | 3.365   | 3.374             | 3.944                                  | 10.210                               |  |
| 4        | 3.518                                      | 3.463   | 3.389   | 3.444             | 3.974                                  | 10.189                               |  |
| 5        | 3.530                                      | 3.447   | 3.387   | 3.444             | 3.876                                  | 10.054                               |  |
| 6        | 3.547                                      | 3.443   | 3.352   | 3.311             | 3.708                                  | 9.824                                |  |
| 7        | 3.518                                      | 3.370   | 3.210   | 3.130             | 3.542                                  | 9.614                                |  |
| 8        | 3.531                                      | 3.285   | 3.048   | 2.990             | 3.418                                  | 9.400                                |  |
| 9        | 3.529                                      | 3.202   | 2.921   | 2.937             | 3.448                                  | 9.335                                |  |
| 10       | 3.321                                      | 3.094   | 2.860   | 2.915             | 3.486                                  | 9.342                                |  |
|          | Bond yields                                |         |         |                   |  |                                      |  |
|          | Government bonds                           |         |         |                   |  | Financial debentures <sup>3)5)</sup> |  |
|          | Treasury bonds <sup>5)</sup>               |         |         |                   |  | 1                                    |  |
|          | 1  | 3       | 5       | 10                | 1                                      |                                      |  |
|          | 1 year                                     | 3 years | 5 years | 10 years          | 1 year                                 |                                      |  |
| 2019     | 1.516                                      | 1.529   | 1.589   | 1.700             | 1.638                                  |                                      |  |
| 2020     | 0.840                                      | 0.988   | 1.233   | 1.499             | 0.973                                  |                                      |  |
| 2021     | 0.917                                      | 1.392   | 1.719   | 2.067             | 1.119                                  |                                      |  |
| 2022     | 2.645                                      | 3.199   | 3.319   | 3.367             | 3.158                                  |                                      |  |
| 2023     | 3.533                                      | 3.573   | 3.589   | 3.641             | 3.790                                  |                                      |  |
| 2023. 10 | 3.741                                      | 4.031   | 4.142   | 4.272             | 4.067                                  |                                      |  |
| 11       | 3.722                                      | 3.771   | 3.818   | 3.890             | 4.033                                  |                                      |  |
| 12       | 3.516                                      | 3.350   | 3.371   | 3.415             | 3.779                                  |                                      |  |
| 2024. 1  | 3.384                                      | 3.266   | 3.302   | 3.353             | 3.576                                  |                                      |  |
| 2        | 3.434                                      | 3.351   | 3.388   | 3.429             | 3.617                                  |                                      |  |
| 3        | 3.374                                      | 3.310   | 3.342   | 3.390             | 3.598                                  |                                      |  |
| 4        | 3.440                                      | 3.439   | 3.495   | 3.567             | 3.578                                  |                                      |  |
| 5        | 3.434                                      | 3.432   | 3.467   | 3.527             | 3.602                                  |                                      |  |
| 6        | 3.341                                      | 3.262   | 3.284   | 3.337             | 3.520                                  |                                      |  |
| 7        | 3.209                                      | 3.083   | 3.107   | 3.171             | 3.315                                  |                                      |  |
| 8        | 3.073                                      | 2.924   | 2.948   | 2.999             | 3.280                                  |                                      |  |
| 9        | 2.939                                      | 2.868   | 2.918   | 3.011             | 3.252                                  |                                      |  |
| 10       | 2.857                                      | 2.911   | 2.974   | 3.070             | 3.191                                  |                                      |  |

: 1)

2) ( )

3)

4)

5)

28 )

2013 11

3

(2013 10

Note: 1) Yearly figures (except 'end of' data) are averages of the daily data.

2) Monthly average on basis of business days.

3) Industrial finance debentures of Korea development bank.

4) Nonguaranteed bonds.

5) The displayed number of decimal places has been changed from 2 to 3 digits according to the revision of KOFIA regulation since Nov. 2013.

Source: The Bank of Korea.

## 19. Dishonored Ratio by Province

1)

: %

In percent

|       |    | Total   | Seoul    | Busan    | Daegu   | Incheon | Gwangju   | Daejeon   | Ulsan | Gyeonggi |
|-------|----|---------|----------|----------|---------|---------|-----------|-----------|-------|----------|
| 2023. | 4  | 0.36    | 0.15     | 0.19     | 0.25    | 0.35    | 1.08      | 0.65      | 0.14  | 4.99     |
|       | 5  | 0.39    | 0.40     | 0.08     | 0.51    | 0.18    | 2.34      | 0.31      | 1.22  | 0.31     |
|       | 6  | 0.35    | 0.30     | 0.32     | 1.15    | 0.07    | 1.64      | 2.13      | 0.78  | 0.73     |
|       | 7  | 0.18    | 0.15     | 0.95     | 0.10    | 0.13    | 0.16      | 1.05      | 0.25  | 0.13     |
|       | 8  | 0.18    | 0.16     | 0.49     | 0.15    | 0.65    | 0.53      | 0.18      | 0.75  | 0.14     |
|       | 9  | 0.25    | 0.20     | 0.09     | 0.06    | 0.04    | 4.66      | 4.15      | 0.36  | 1.85     |
|       | 10 | 0.22    | 0.18     | 0.16     | 0.03    | 0.09    | 6.47      | 0.35      | 0.12  | 0.51     |
|       | 11 | 0.30    | 0.28     | 0.28     | 0.37    | 0.19    | 0.87      | 2.02      | 0.20  | 0.24     |
|       | 12 | 0.06    | 0.05     | 0.05     | 0.00    | 0.01    | 1.06      | 0.86      | 0.06  | 0.03     |
| 2024. | 1  | 0.07    | 0.05     | 0.05     | 0.03    | 0.78    | 0.86      | 0.11      | 0.02  | 0.37     |
|       | 2  | 0.06    | 0.06     | 0.03     | 0.03    | 0.06    | 0.70      | 0.00      | 0.04  | 0.12     |
|       | 3  | 0.27    | 0.27     | 0.12     | 0.22    | 0.05    | 0.15      | 0.00      | 0.35  | 0.69     |
|       | 4  | 0.25    | 0.22     | 0.19     | 0.51    | 0.20    | 0.27      | 0.03      | 0.00  | 0.82     |
|       | 5  | 0.24    | 0.22     | 0.62     | 0.11    | 0.94    | 0.21      | 0.10      | 0.27  | 0.21     |
|       | 6  | 0.16    | 0.14     | 0.25     | 0.37    | 0.04    | 0.28      | 0.01      | 0.19  | 0.16     |
|       | 7  | 0.07    | 0.07     | 0.05     | 0.01    | 0.08    | 0.19      | 0.00      | 0.01  | 0.07     |
|       | 8  | 0.16    | 0.16     | 0.05     | 0.14    | 0.02    | 0.11      | 0.00      | 3.83  | 0.34     |
|       | 9  | 0.21    | 0.21     | 0.03     | 0.07    | 0.17    | 0.28      | 0.22      | 0.31  | 0.32     |
|       |    |         |          |          |         |         |           |           |       |          |
|       |    | Gangwon | Chungbuk | Chungnam | Jeonbuk | Jeonnam | Gyeongbuk | Gyeongnam | Jeju  |          |
| 2023. | 4  | 0.00    | 0.25     | 0.24     | 0.00    | 0.01    | 0.05      | 0.37      | 0.46  |          |
|       | 5  | 0.01    | 0.31     | 0.96     | 0.11    | 0.08    | 0.46      | 0.10      | 0.00  |          |
|       | 6  | 0.43    | 0.20     | 0.53     | 0.00    | 0.00    | 1.28      | 0.31      | 0.02  |          |
|       | 7  | 1.56    | 0.02     | 0.00     | 0.00    | 0.00    | 0.03      | 0.10      | 0.16  |          |
|       | 8  | 0.02    | 0.10     | 0.00     | 0.22    | 0.03    | 0.53      | 0.09      | 1.07  |          |
|       | 9  | 0.24    | 0.00     | 0.02     | 0.00    | 0.01    | 0.00      | 0.16      | 1.03  |          |
|       | 10 | 0.00    | 0.84     | 1.01     | 0.15    | 0.04    | 0.82      | 0.23      | 1.77  |          |
|       | 11 | 0.07    | 6.61     | 0.33     | 0.09    | 0.02    | 0.08      | 0.23      | 1.03  |          |
|       | 12 | 0.00    | 0.06     | 0.05     | 0.17    | 0.01    | 0.01      | 0.09      | 0.66  |          |
| 2024. | 1  | 0.02    | 0.43     | 0.61     | 0.29    | 0.03    | 0.05      | 0.17      | 0.15  |          |
|       | 2  | 0.00    | 0.00     | 0.03     | 0.02    | 0.01    | 0.10      | 0.13      | 0.00  |          |
|       | 3  | 0.06    | 0.12     | 0.01     | 0.74    | 0.17    | 0.27      | 0.20      | 0.00  |          |
|       | 4  | 0.19    | 0.07     | 1.73     | 0.08    | 0.01    | 0.99      | 0.20      | 0.01  |          |
|       | 5  | 0.46    | 0.08     | 0.17     | 0.29    | 0.00    | 0.64      | 0.30      | 1.97  |          |
|       | 6  | 0.34    | 1.28     | 0.24     | 0.61    | 0.43    | 0.36      | 1.27      | 0.00  |          |
|       | 7  | 0.12    | 4.72     | 0.00     | 0.04    | 0.00    | 0.15      | 0.01      | 0.58  |          |
|       | 8  | 0.00    | 0.74     | 0.01     | 0.00    | 0.00    | 0.04      | 0.08      | 0.08  |          |
|       | 9  | 3.03    | 0.70     | 0.02     | 0.05    | 0.00    | 0.13      | 0.33      | 0.17  |          |

: 1)

:

Note: 1) Excludes electronic settlement  
Source: The Bank of Korea.

## 20. Cleared and Dishonored Checks and Bills

1)

In number-thousand bills  
value-billion won

|         | 2)        |             | 1<br>( )                                | 1                       |          | 2)         |         | ( % )            |                     |
|---------|-----------|-------------|---|-------------------------|----------|------------|---------|------------------|---------------------|
|         | Cleared   |             |   | Daily average clearings |          | Dishonored |         | Dishonored ratio |                     |
|         | Number    | Value       | Average value<br>per bill<br>(1,000won) | Number                  | Value    | Number     | Value   | Number           | Value <sup>3)</sup> |
| 2014    | 202,688.6 | 3,178,250.5 | 15,680.0                                | 824.0                   | 12,919.7 | 56.8       | 6,023.2 | 0.03             | 0.19                |
| 2015    | 164,809.3 | 2,774,317.5 | 16,833.5                                | 659.2                   | 11,097.3 | 51.2       | 4,636.1 | 0.03             | 0.17                |
| 2016    | 129,721.1 | 2,513,820.2 | 19,378.7                                | 522.0                   | 10,095.7 | 36.9       | 2,866.4 | 0.03             | 0.11                |
| 2017    | 103,392.6 | 2,311,919.1 | 22,360.6                                | 423.7                   | 9,475.1  | 35.9       | 3,430.7 | 0.03             | 0.15                |
| 2018    | 81,587.7  | 2,205,562.5 | 27,033.0                                | 331.7                   | 8,965.7  | 34.3       | 2,915.9 | 0.04             | 0.13                |
| 2019    | 63,313.5  | 2,181,973.2 | 34,463.0                                | 256.3                   | 8,833.9  | 29.0       | 1,780.0 | 0.05             | 0.08                |
| 2020    | 50,950.1  | 2,356,083.3 | 46,243.0                                | 203.8                   | 9,424.3  | 19.7       | 1,331.0 | 0.04             | 0.06                |
| 2021    | 44,566.8  | 2,697,426.6 | 60,525.5                                | 179.0                   | 10,833.0 | 15.0       | 1,903.2 | 0.03             | 0.07                |
| 2022    | 39,099.0  | 2,315,834.3 | 59,230.0                                | 158.0                   | 9,375.8  | 12.0       | 2,252.0 | 0.03             | 0.10                |
| 2023    | 29,031.5  | 2,281,549.6 | 78,588.7                                | 118.0                   | 9,274.6  | 12.8       | 5,348.4 | 0.04             | 0.23                |
| 2022. 8 | 3,123.1   | 180,102.1   | 57,091.3                                | 142.0                   | 8,186.5  | 0.8        | 37.3    | 0.02             | 0.02                |
| 9       | 3,000.5   | 179,783.7   | 59,317.8                                | 150.0                   | 8,989.2  | 0.9        | 467.8   | 0.03             | 0.26                |
| 10      | 3,389.1   | 196,079.5   | 57,277.2                                | 178.4                   | 10,320.0 | 1.1        | 392.3   | 0.03             | 0.20                |
| 11      | 3,923.8   | 191,746.5   | 48,379.1                                | 178.4                   | 8,715.7  | 1.3        | 311.2   | 0.03             | 0.16                |
| 12      | 3,347.0   | 207,455.0   | 61,363.3                                | 152.1                   | 9,429.8  | 1.3        | 228.2   | 0.04             | 0.11                |
| 2023. 1 | 3,129.7   | 160,593.7   | 50,799.6                                | 156.5                   | 8,029.7  | 1.1        | 97.6    | 0.03             | 0.06                |
| 2       | 2,708.6   | 178,327.0   | 65,179.7                                | 135.4                   | 8,916.3  | 1.0        | 476.1   | 0.04             | 0.27                |
| 3       | 2,815.2   | 179,543.5   | 63,139.7                                | 128.0                   | 8,161.1  | 1.0        | 315.5   | 0.04             | 0.18                |
| 4       | 2,328.5   | 163,148.8   | 69,365.1                                | 116.4                   | 8,157.4  | 0.8        | 591.8   | 0.03             | 0.36                |
| 5       | 2,500.7   | 204,532.3   | 80,973.0                                | 113.7                   | 9,296.9  | 1.5        | 792.9   | 0.06             | 0.39                |
| 6       | 2,187.7   | 186,565.4   | 85,278.0                                | 104.0                   | 8,884.1  | 1.2        | 656.7   | 0.05             | 0.35                |
| 7       | 2,436.7   | 217,498.7   | 89,258.7                                | 116.0                   | 10,357.1 | 0.9        | 388.0   | 0.04             | 0.18                |
| 8       | 2,117.7   | 174,236.5   | 82,275.0                                | 96.0                    | 7,919.8  | 0.9        | 309.7   | 0.04             | 0.18                |
| 9       | 1,750.2   | 207,618.7   | 118,624.0                               | 92.0                    | 10,927.3 | 0.7        | 528.6   | 0.04             | 0.25                |
| 10      | 2,394.6   | 210,902.1   | 88,073.0                                | 126.0                   | 11,100.1 | 1.5        | 466.4   | 0.06             | 0.22                |
| 11      | 2,442.8   | 206,702.0   | 84,618.0                                | 111.0                   | 9,395.5  | 1.3        | 612.1   | 0.05             | 0.30                |
| 12      | 2,219.1   | 191,880.9   | 86,468.0                                | 111.0                   | 9,594.0  | 0.9        | 113.1   | 0.04             | 0.06                |
| 2024. 1 | 2,385.4   | 195,154.4   | 81,811.0                                | 108.0                   | 8,870.7  | 0.9        | 144.1   | 0.04             | 0.07                |
| 2       | 2,099.9   | 172,289.3   | 82,045.0                                | 111.0                   | 9,067.9  | 0.7        | 102.7   | 0.03             | 0.06                |
| 3       | 1,903.3   | 187,330.3   | 98,422.0                                | 95.0                    | 9,366.5  | 0.8        | 500.2   | 0.04             | 0.27                |
| 4       | 1,974.2   | 191,175.1   | 96,834.0                                | 94.0                    | 9,103.6  | 1.1        | 477.5   | 0.05             | 0.25                |
| 5       | 1,821.6   | 169,400.1   | 92,996.0                                | 91.0                    | 8,470.0  | 1.0        | 405.8   | 0.06             | 0.24                |
| 6       | 1,499.2   | 226,130.4   | 150,836.0                               | 79.0                    | 11,901.6 | 0.8        | 360.6   | 0.05             | 0.16                |
| 7       | 1,824.1   | 227,644.6   | 124,795.0                               | 79.0                    | 9,897.6  | 0.7        | 167.6   | 0.04             | 0.07                |
| 8       | 1,491.1   | 171,596.5   | 115,077.0                               | 71.0                    | 8,171.3  | 0.5        | 275.0   | 0.04             | 0.16                |
| 9       | 1,543.1   | 170,929.0   | 110,766.0                               | 86.0                    | 9,496.1  | 0.8        | 358.9   | 0.05             | 0.21                |

: 1)

2)

3)

:

Note: 1) Excludes electronic settlement.

2) Includes electronic bills.

3) Except electronic settlement.

Source: The Bank of Korea.



## 21. Dealing in Securities

1)

: -100  
-10In number in million shares  
amount - billion won

|         | Security transaction |               |                                     |               | Turnover ratio<br>of based on<br>trading volume<br><br>% | 2)       |          | 3)       |         |
|---------|----------------------|---------------|-------------------------------------|---------------|--|----------|----------|----------|---------|
|         | Stocks               |               | 4)<br>Bonds                         |               |  | KOSPI    |          | KOSDAQ   |         |
|         | Trading volume       | Trading value | ( )<br>Trading<br>volume(Par value) | Trading value |  | Closing  | Average  | Closing  | Average |
|         |                      |               |                                     |               |  |          |          |          |         |
| 2017    | 82,731               | 1,294,160     | 2,430,466                           | 2,410,549     | 198.52   | 2,467.49 | 2,311.36 | 798.42   | 662.21  |
| 2018    | 97,105               | 1,597,864     | 2,405,920                           | 2,407,251     | 201.86   | 2,041.04 | 2,325.01 | 675.65   | 806.79  |
| 2019    | 115,798              | 1,227,493     | 2,209,957                           | 2,243,885     | 216.03   | 2,197.67 | 2,106.05 | 669.83   | 682.34  |
| 2020    | 222,024              | 3,025,703     | 2,137,549                           | 2,141,103     | 401.67   | 2,873.47 | 2,220.07 | 968.42   | 753.05  |
| 2021    | 257,791              | 3,825,208     | 1,499,574                           | 1,475,318     | 441.41   | 2,977.65 | 3,111.31 | 1,033.98 | 996.02  |
| 2022    | 146,418              | 2,216,066     | 996,958                             | 957,478       | 233.49   | 2,236.40 | 2,522.25 | 679.29   | 816.32  |
| 2023    | 131,861              | 2,352,659     | 1,111,425                           | 1,101,483     | 210.07   | 2,655.28 | 2,498.85 | 866.57   | 835.16  |
| 2022. 9 | 9,375                | 153,913       | 74,879                              | 71,570        | 14.87  | 2,155.49 | 2,333.93 | 672.65   | 748.11  |
| 10      | 11,774               | 144,142       | 62,354                              | 58,577        | 18.62  | 2,293.61 | 2,230.27 | 695.33   | 685.30  |
| 11      | 12,749               | 192,361       | 58,069                              | 55,755        | 20.14  | 2,472.53 | 2,417.56 | 729.54   | 720.14  |
| 12      | 8,437                | 139,562       | 40,331                              | 39,573        | 13.31  | 2,236.40 | 2,361.28 | 679.29   | 713.28  |
| 2023. 1 | 9,416                | 139,364       | 52,852                              | 52,925        | 14.80  | 2,425.08 | 2,362.36 | 740.49   | 709.48  |
| 2       | 9,658                | 160,375       | 76,915                              | 77,552        | 15.25  | 2,412.85 | 2,450.34 | 791.60   | 776.31  |
| 3       | 10,078               | 196,566       | 96,756                              | 97,610        | 15.89  | 2,476.86 | 2,417.56 | 847.52   | 809.03  |
| 4       | 16,701               | 251,809       | 89,118                              | 90,658        | 26.19  | 2,501.53 | 2,523.29 | 842.83   | 875.26  |
| 5       | 13,833               | 182,678       | 119,307                             | 121,242       | 22.00  | 2,577.12 | 2,524.43 | 856.94   | 840.39  |
| 6       | 12,523               | 210,622       | 134,111                             | 131,927       | 20.07  | 2,564.28 | 2,598.91 | 868.24   | 876.94  |
| 7       | 12,044               | 297,994       | 116,350                             | 113,540       | 19.25  | 2,632.58 | 2,594.39 | 935.97   | 901.09  |
| 8       | 12,289               | 238,163       | 103,935                             | 100,871       | 19.63  | 2,556.27 | 2,562.05 | 928.40   | 904.47  |
| 9       | 7,811                | 158,422       | 82,594                              | 80,159        | 12.62  | 2,465.07 | 2,543.82 | 841.02   | 888.14  |
| 10      | 9,781                | 159,350       | 83,242                              | 79,686        | 15.78  | 2,277.99 | 2,392.14 | 736.10   | 789.12  |
| 11      | 9,186                | 180,855       | 94,356                              | 92,923        | 14.81  | 2,535.29 | 2,458.95 | 831.68   | 804.81  |
| 12      | 8,541                | 176,461       | 61,888                              | 62,390        | 13.72  | 2,655.28 | 2,553.64 | 866.57   | 840.85  |
| 2024. 1 | 12,213               | 195,247       | 98,742                              | 101,744       | 19.55  | 2,497.09 | 2,518.59 | 799.24   | 851.36  |
| 2       | 10,030               | 215,352       | 85,550                              | 87,978        | 16.03  | 2,642.36 | 2,630.42 | 862.96   | 845.11  |
| 3       | 10,168               | 230,952       | 103,717                             | 105,936       | 16.26  | 2,746.63 | 2,699.59 | 905.50   | 890.64  |
| 4       | 10,642               | 234,337       | 127,343                             | 128,993       | 17.05  | 2,692.06 | 2,674.25 | 868.93   | 861.70  |
| 5       | 9,815                | 235,015       | 94,481                              | 95,878        | 15.79  | 2,636.52 | 2,710.45 | 839.98   | 854.39  |
| 6       | 12,186               | 246,335       | 102,370                             | 103,225       | 19.54  | 2,797.82 | 2,748.16 | 840.44   | 854.67  |
| 7       | 10,790               | 276,774       | 110,177                             | 111,961       | 17.29  | 2,770.69 | 2,809.19 | 803.15   | 830.51  |
| 8       | 8,693                | 223,557       | 99,098                              | 102,042       | 13.88  | 2,674.31 | 2,647.99 | 767.66   | 765.97  |
| 9       | 6,525                | 186,178       | 88,608                              | 90,017        | 10.41  | 2,593.27 | 2,593.62 | 763.88   | 743.04  |

: 1)

2) 1980. 1. 4 = 100 3) 1996.7.1 = 1,000

4)

:

Note: 1) The figures for the latest month are preliminary.

2) Jan 4, 1980 = 100 3) July 1, 1996 = 1,000

4) Foreign currency-denominated bonds have been excluded.

Source: Korea Exchange.

22.

|         | 가  |         |                    |        |          |         |   |         |   |        |                    |        |          |        |
|---------|--|---------|--------------------|--------|----------|---------|---|---------|---|--------|--------------------|--------|----------|--------|
|         | Initial public offerings in KRX stock market |         |                    |        |          |         | Paid-in capital increase by KRX stock market listed companies, ect. |         | Initial public offerings in KRX KOSDAQ market |        |                    |        |          |        |
|         | New shares                                   |         | Outstanding shares |        | Subtotal |         |   |         | New shares                                    |        | Outstanding shares |        | Subtotal |        |
|         | Numbers                                      | Amount  | Numbers            | Amount | Numbers  | Amount  | Numbers   | Amount  | Numbers                                       | Amount | Numbers            | Amount | Numbers  | Amount |
| 2014    | 3  | 6,907   | 5                  | 27,863 | 8        | 34,770  | 27  | 31,580  | 67  | 10,626 | 7                  | 1,253  | 74       | 11,879 |
| 2015    | 14   | 11,467  | 13                 | 12,575 | 27       | 24,042  | 26  | 38,083  | 101   | 20,061 | 14                 | 1,105  | 115      | 21,166 |
| 2016    | 11   | 20,217  | 13                 | 22,363 | 24       | 42,580  | 34  | 47,296  | 67  | 19,254 | 16                 | 2,677  | 83       | 21,931 |
| 2017    | 5  | 28,132  | 6                  | 16,352 | 11       | 44,484  | 21  | 29,507  | 72  | 30,761 | 23                 | 2,474  | 95       | 33,235 |
| 2018    | 7  | 5,620   | 5                  | 2,951  | 12       | 8,571   | 21  | 47,105  | 88  | 17,530 | 24                 | 2,152  | 112      | 19,682 |
| 2019    | 7  | 3,873   | 4                  | 5,280  | 11       | 9,153   | 19  | 17,256  | 98  | 22,318 | 18                 | 1,600  | 116      | 23,918 |
| 2020    | 5  | 17,075  | 4                  | 4,048  | 9        | 21,123  | 28  | 46,505  | 82  | 21,166 | 22                 | 3,452  | 104      | 24,618 |
| 2021    | 14   | 113,817 | 9                  | 45,896 | 23       | 159,713 | 36  | 120,274 | 96  | 31,408 | 26                 | 5,227  | 122      | 36,635 |
| 2022    | 4  | 105,268 | 3                  | 26,187 | 7        | 131,455 | 18  | 59,814  | 111   | 28,247 | 19                 | 1,250  | 130      | 29,497 |
| 2023    | 5  | 9,962   | 3                  | 908    | 8        | 10,870  | 16  | 52,659  | 114   | 25,843 | 17                 | 1,710  | 131      | 27,553 |
| 2023. 7 | -  | -       | -                  | -      | -        | -       | 1   | 2,278   | 12  | 2,556  | 1                  | 319    | 13       | 2,875  |
| 8       | 1  | 420     | 1                  | 385    | 2        | 805     | 1   | 245     | 13  | 3,425  | -                  | -      | 13       | 3,425  |
| 9       | 1  | 4,212   | -                  | -      | 1        | 4,212   | 3   | 16,773  | 8   | 1,761  | 2                  | 138    | 10       | 1,899  |
| 10      | -  | -       | -                  | -      | -        | -       | 1   | 1,112   | 10  | 2,259  | 2                  | 152    | 12       | 2,411  |
| 11      | 2  | 4,531   | 1                  | 103    | 3        | 4,633   | 2   | 17,024  | 19  | 4,862  | 2                  | 171    | 21       | 5,033  |
| 12      | 1  | 800     | 1                  | 420    | 2        | 1,220   | 3   | 1,094   | 4   | 1,013  | 1                  | 351    | 5        | 1,364  |
| 2024. 1 | -  | -       | -                  | -      | -        | -       | 1   | 935     | 9   | 1,842  | 1                  | 254    | 10       | 2,096  |
| 2       | 1  | 773     | 1                  | 175    | 2        | 948     | 1   | 406     | 9   | 1,146  | -                  | -      | 9        | 1,146  |
| 3       | -  | -       | -                  | -      | -        | -       | 2   | 17,550  | 5   | 1,503  | -                  | -      | 5        | 1,503  |
| 4       | 1  | 3,711   | 1                  | 3,711  | 2        | 7,423   | 1   | 826     | 9   | 1,869  | -                  | -      | 9        | 1,869  |
| 5       | -  | -       | -                  | -      | -        | -       | 1   | 234     | 4   | 795    | -                  | -      | 4        | 795    |
| 6       | -  | -       | -                  | -      | -        | -       | 1   | 558     | 16  | 4,023  | -                  | -      | 16       | 4,023  |
| 7       | 2  | 6,625   | 1                  | 385    | 3        | 7,010   | -   | -       | 6   | 5,646  | -                  | -      | 6        | 5,646  |
| 8       | -  | -       | 1                  | 508    | 1        | 508     | -   | -       | 10  | 2,352  | 2                  | 180    | 12       | 2,532  |

: 1) 가  
 2)  
 :

## 22. Proceeds from Corporate Securities Offerings

In case, 100 million won

| Paid-in capital increase<br>by KRX KOSDAQ<br>market listed<br>companies, ect. |        | Stocks                 |        |                    |        |          |        |             |         | 2)                   |           | Total   |           |         |
|---|--------|------------------------|--------|--------------------|--------|----------|--------|-------------|---------|----------------------|-----------|---------|-----------|---------|
|   |        | 1)                     |        |                    |        |          |        | Stock total |         |                      |           |         |           |         |
|   |        | Other public offerings |        |                    |        |          |        |             |         | Corporate bond total | Total     |         |           |         |
| Numbers   | Amount | New shares             |        | Outstanding shares |        | Subtotal |        | Numbers     | Amount  |                      | Numbers   | Amount  | Numbers   | Amount  |
|   |        | Numbers                | Amount | Numbers            | Amount | Numbers  | Amount | Numbers     | Amount  | Numbers              | Amount    | Numbers | Amount    |         |
| 39  | 5,838  | 9                      | 2,711  | 4                  | 53     | 13       | 2,764  | 161         | 86,831  | 2,858                | 1,161,722 | 3,019   | 1,248,553 | 2014    |
| 28  | 8,311  | 8                      | 2,258  | 4                  | 68     | 12       | 2,326  | 208         | 93,928  | 3,108                | 1,231,022 | 3,316   | 1,324,950 | 2015    |
| 53  | 15,162 | 6                      | 1,044  | 5                  | 170    | 11       | 1,214  | 205         | 128,183 | 2,934                | 1,098,578 | 3,139   | 1,226,761 | 2016    |
| 62  | 14,739 | 7                      | 644    | 4                  | 64     | 11       | 708    | 200         | 122,673 | 3,331                | 1,440,238 | 3,531   | 1,562,911 | 2017    |
| 48  | 15,046 | 6                      | 3,659  | 3                  | 48     | 9        | 3,707  | 202         | 94,111  | 3,224                | 1,609,183 | 3,426   | 1,703,294 | 2018    |
| 32  | 10,088 | 4                      | 1,184  | 4                  | 71     | 8        | 1,255  | 186         | 61,670  | 3,334                | 1,701,827 | 3,520   | 1,763,497 | 2019    |
| 33  | 14,429 | 9                      | 9,989  | 3                  | 64     | 12       | 10,053 | 186         | 116,728 | 3,420                | 1,835,668 | 3,606   | 1,952,396 | 2020    |
| 43  | 20,319 | 10                     | 5,085  | -                  | -      | 10       | 5,085  | 234         | 342,026 | 3,587                | 2,023,890 | 3,821   | 2,365,916 | 2021    |
| 37  | 22,117 | 4                      | 3,962  | -                  | -      | 4        | 3,962  | 196         | 246,845 | 3,381                | 1,826,239 | 3,577   | 2,073,084 | 2022    |
| 43  | 16,928 | 6                      | 2,983  | -                  | -      | 6        | 2,983  | 204         | 110,994 | 4,289                | 2,348,614 | 4,493   | 2,459,608 | 2023    |
| 4   | 1,558  | 2                      | 28     | -                  | -      | 2        | 28     | 20          | 6,739   | 297                  | 154,282   | 317     | 161,021   | 7. 2023 |
| 4   | 1,579  | -                      | -      | -                  | -      | -        | -      | 20          | 6,054   | 414                  | 192,256   | 434     | 198,310   | 8       |
| 7   | 3,262  | 1                      | 1,000  | -                  | -      | 1        | 1,000  | 22          | 27,147  | 396                  | 210,773   | 418     | 237,920   | 9       |
| 4   | 758    | -                      | -      | -                  | -      | -        | -      | 17          | 4,281   | 466                  | 190,022   | 483     | 194,303   | 10      |
| 7   | 4,663  | 1                      | 145    | -                  | -      | 1        | 145    | 34          | 31,499  | 431                  | 232,884   | 465     | 264,383   | 11      |
| 7   | 2,168  | 1                      | 1,496  | -                  | -      | 1        | 1,496  | 18          | 7,342   | 311                  | 150,381   | 329     | 157,723   | 12      |
| -   | -      | -                      | -      | -                  | -      | -        | -      | 11          | 3,031   | 364                  | 251,140   | 375     | 254,171   | 1. 2024 |
| 1   | 104    | -                      | -      | -                  | -      | -        | -      | 13          | 2,603   | 385                  | 262,373   | 398     | 264,976   | 2       |
| -   | -      | -                      | -      | -                  | -      | -        | -      | 7           | 19,053  | 330                  | 186,188   | 337     | 205,241   | 3       |
| 2   | 628    | -                      | -      | -                  | -      | -        | -      | 14          | 10,745  | 402                  | 239,398   | 416     | 250,143   | 4       |
| 2   | 782    | 1                      | 285    | -                  | -      | 1        | 285    | 8           | 2,096   | 320                  | 209,687   | 328     | 211,783   | 5       |
| 8   | 9,710  | 2                      | 3,075  | -                  | -      | 2        | 3,075  | 27          | 17,366  | 349                  | 183,684   | 376     | 201,050   | 6       |
| 6   | 2,838  | -                      | -      | -                  | -      | -        | -      | 15          | 15,494  | 334                  | 201,036   | 349     | 216,530   | 7       |
| 4   | 1,486  | -                      | -      | -                  | -      | -        | -      | 17          | 4,525   | 402                  | 197,182   | 419     | 201,707   | 8       |

Note: 1) In the case of public offerings of unlisted companies or incorporation by subscription

2) Corporate Bonds issued by card corporations, leasing corporations, securities firms have been added.

Source: Financial Supervisory Service.

## 23.

## Issues and Outstanding Amounts of Principal Government &amp; Public Bonds

|       |    | In billion won                |           |                                 |         |                              |         |
|-------|----|-------------------------------|-----------|---------------------------------|---------|------------------------------|---------|
|       |    | Treasury bonds                |           | National housing bonds          |         | Monetary stabilization bonds |         |
|       |    |                               |           |                                 |         |                              |         |
|       |    | Issued                        | Balance   | Issued                          | Balance | Issued                       | Balance |
| 2018  |    | 97,406                        | 567,044   | 15,116                          | 73,266  | 159,820                      | 171,640 |
| 2019  |    | 101,700                       | 611,533   | 15,418                          | 76,425  | 142,070                      | 164,060 |
| 2020  |    | 174,473                       | 726,766   | 18,705                          | 78,898  | 144,090                      | 159,260 |
| 2021  |    | 180,491                       | 843,660   | 18,805                          | 82,153  | 125,360                      | 140,320 |
| 2022  |    | 168,630                       | 937,507   | 14,446                          | 82,153  | 104,660                      | 112,650 |
| 2023  |    | 165,706                       | 998,003   | 13,372                          | 81,627  | 129,550                      | 121,610 |
| 2023. | 8  | 17,857                        | 1,018,233 | 1,168                           | 80,980  | 12,930                       | 123,120 |
|       | 9  | 10,239                        | 1,004,398 | 1,061                           | 82,038  | 9,620                        | 125,470 |
|       | 10 | 11,359                        | 1,012,457 | 1,167                           | 80,753  | 8,490                        | 120,160 |
|       | 11 | 6,991                         | 1,017,147 | 1,149                           | 80,569  | 7,950                        | 120,010 |
|       | 12 | 3,000                         | 998,003   | 1,062                           | 81,627  | 6,000                        | 121,610 |
| 2024. | 1  | 16,211                        | 1,013,714 | 1,050                           | 80,297  | 10,840                       | 116,610 |
|       | 2  | 13,734                        | 1,026,948 | 988                             | 80,279  | 6,310                        | 118,220 |
|       | 3  | 17,556                        | 1,019,995 | 1,130                           | 81,403  | 7,040                        | 119,920 |
|       | 4  | 19,695                        | 1,039,191 | 1,176                           | 80,111  | 8,460                        | 115,560 |
|       | 5  | 14,565                        | 1,053,256 | 1,235                           | 80,023  | 6,630                        | 116,860 |
|       | 6  | 18,322                        | 1,052,920 | 1,185                           | 81,204  | 6,930                        | 119,600 |
|       | 7  | 15,814                        | 1,066,234 | 1,312                           | 79,937  | 7,240                        | 113,590 |
|       | 8  | 11,846                        | 1,074,580 | 1,266                           | 79,927  | 6,560                        | 116,870 |
|       |    | Industrial finance debentures |           | Seoul metropolitan subway bonds |         |                              |         |
|       |    | Issued                        | Balance   | Issued                          | Balance |                              |         |
| 2018  |    | 52,385                        | 97,203    | 774                             | 4,812   |                              |         |
| 2019  |    | 46,598                        | 94,881    | 767                             | 5,013   |                              |         |
| 2020  |    | 62,379                        | 108,752   | 873                             | 5,306   |                              |         |
| 2021  |    | 55,660                        | 110,981   | 816                             | 5,489   |                              |         |
| 2022  |    | 68,638                        | 122,667   | 756                             | 5,527   |                              |         |
| 2023  |    | 54,516                        | 116,562   | 692                             | 5,449   |                              |         |
| 2023. | 8  | 6,054                         | 111,039   | 50                              | 5,499   |                              |         |
|       | 9  | 7,562                         | 113,060   | 50                              | 5,491   |                              |         |
|       | 10 | 7,311                         | 114,646   | 45                              | 5,475   |                              |         |
|       | 11 | 7,292                         | 116,460   | 48                              | 5,459   |                              |         |
|       | 12 | 2,284                         | 116,562   | 61                              | 5,449   |                              |         |
| 2024. | 1  | 2,505                         | 115,357   | 45                              | 5,419   |                              |         |
|       | 2  | 3,353                         | 115,411   | 40                              | 5,396   |                              |         |
|       | 3  | 1,642                         | 114,349   | 46                              | 5,365   |                              |         |
|       | 4  | 5,241                         | 117,030   | 57                              | 5,357   |                              |         |
|       | 5  | 3,502                         | 116,978   | 50                              | 5,341   |                              |         |
|       | 6  | 2,193                         | 114,068   | 50                              | 5,319   |                              |         |
|       | 7  | 4,147                         | 113,068   | 53                              | 5,312   |                              |         |
|       | 8  | 6,232                         | 114,155   | 47                              | 5,299   |                              |         |

: 1) 2015.10.16  
 2) 2014.3.27  
 3) 2015.10.16  
 :

(35)  
 (34)

Note: 1) Includes national housing bond type 2 and type 3

2) The Bank of Korea exclude from issued bonds (a total of 3.5 trillion KRW) to Korea Finance Corporation in relation to the normalization of the corporate bond market on March 27th 2014.

3) The Bank of Korea exclude from issued bonds (a total of 3.4 trillion KRW) to Korea Development Bank in relation to the normalization of the corporate bond market on October 16th 2015.

Source: The Bank of Korea.

## 24. 200 Trading Volume of KOSPI 200 Futures

: 100 , ,

In million won, days, case

|                          | Number of trading days | Trading volume |               | Trading value |               | Open interest |
|--------------------------|------------------------|----------------|---------------|---------------|---------------|---------------|
|                          |                        | Total          | Daily average | Total         | Daily average | contract      |
|                          |                        | 2)             |               |               |               |               |
| 1)                       |                        |                |               |               |               |               |
| Trading volume and value |                        |                |               |               |               |               |
| 2021                     | 248                    | 68,781,869     | 277,346       | 7,100,783,810 | 28,632,193    | 271,348       |
| 2022                     | 246                    | 74,343,849     | 302,211       | 6,128,570,775 | 24,912,889    | 365,761       |
| 2023                     | 245                    | 63,693,515     | 259,974       | 5,246,914,417 | 21,415,977    | 343,922       |
| 2023. 6                  | 21                     | 5,508,780      | 262,322       | 473,151,501   | 22,531,024    | 341,309       |
| 7                        | 21                     | 4,995,316      | 237,872       | 427,790,529   | 20,370,978    | 347,041       |
| 8                        | 22                     | 4,950,611      | 225,027       | 417,392,131   | 18,972,370    | 373,371       |
| 9                        | 19                     | 5,225,715      | 275,037       | 440,586,816   | 23,188,780    | 332,804       |
| 10                       | 19                     | 5,438,556      | 286,239       | 435,072,119   | 22,898,533    | 361,276       |
| 11                       | 22                     | 5,793,282      | 263,331       | 476,856,864   | 21,675,312    | 346,634       |
| 12                       | 19                     | 5,407,634      | 284,612       | 462,160,390   | 24,324,231    | 343,922       |
| 2024. 1                  | 22                     | 6,001,167      | 272,780       | 512,151,112   | 23,279,596    | 313,711       |
| 2                        | 19                     | 4,839,936      | 254,733       | 427,272,274   | 22,488,014    | 353,720       |
| 3                        | 20                     | 5,594,151      | 279,707       | 510,624,442   | 25,531,222    | 293,070       |
| 4                        | 21                     | 5,392,592      | 256,790       | 493,054,799   | 23,478,800    | 274,417       |
| 5                        | 20                     | 4,862,286      | 243,114       | 450,031,261   | 22,501,563    | 311,567       |
| 6                        | 19                     | 5,961,626      | 313,769       | 558,534,165   | 29,396,535    | 306,838       |
| 7                        | 23                     | 6,089,335      | 264,753       | 590,416,477   | 25,670,282    | 302,312       |
| 8                        | 21                     | 6,255,111      | 297,862       | 560,059,015   | 26,669,477    | 290,599       |
| 9                        | 18                     | 5,974,570      | 331,920       | 517,325,389   | 28,740,299    | 265,438       |
| Spread issues            |                        |                |               |               |               |               |
| 2021                     | 248                    | 3,446,342      | 13,897        | 354,684,126   | 1,430,178     | -             |
| 2022                     | 246                    | 3,843,486      | 15,624        | 316,536,452   | 1,286,734     | -             |
| 2023                     | 245                    | 3,906,672      | 15,946        | 326,549,876   | 1,332,857     | -             |
| 2023. 6                  | 21                     | 960,072        | 45,718        | 82,589,140    | 3,932,816     | -             |
| 7                        | 21                     | 1,788          | 85            | 153,686       | 7,318         | -             |
| 8                        | 22                     | 12,298         | 559           | 1,030,379     | 46,835        | -             |
| 9                        | 19                     | 871,744        | 45,881        | 73,572,743    | 3,872,250     | -             |
| 10                       | 19                     | 3,966          | 209           | 312,552       | 16,450        | -             |
| 11                       | 22                     | 10,176         | 463           | 835,884       | 37,995        | -             |
| 12                       | 19                     | 980,538        | 51,607        | 83,032,036    | 4,370,107     | -             |
| 2024. 1                  | 22                     | 7,644          | 347           | 644,627       | 29,301        | -             |
| 2                        | 19                     | 4,454          | 234           | 395,605       | 20,821        | -             |
| 3                        | 20                     | 959,386        | 47,969        | 86,858,040    | 4,342,902     | -             |
| 4                        | 21                     | 2,704          | 129           | 244,151       | 11,626        | -             |
| 5                        | 20                     | 7,326          | 366           | 681,208       | 34,060        | -             |
| 6                        | 19                     | 1,002,654      | 52,771        | 93,023,126    | 4,895,954     | -             |
| 7                        | 23                     | 6,310          | 274           | 610,548       | 26,546        | -             |
| 8                        | 21                     | 12,174         | 580           | 1,097,278     | 52,251        | -             |
| 9                        | 18                     | 950,952        | 52,831        | 80,740,319    | 4,485,573     | -             |

: 1)

2

Note: 1) Trading volume value = (Trading volume &amp; value of the Contract month issue) + (2 \* Spread issues)

2)

2) Open interests are the quantity as of the end of each year or month.

:

Source: Korea Exchange.

## 25. Principal Indicators of Life Insurance Business

In billion won

|           | Premium income    | Claims paid     | Operating expenses          | Invested assets | Total assets | Policy reserve                 | Business in force at the end of the month |
|-----------|-------------------|-----------------|-----------------------------|-----------------|--------------|--------------------------------|---|
| 2018      | 75,136.1          | 58,879.5        | 9,443.0                     | 687,092.2       | 857,198.3    | 606,089.0                      | 2,426,925.5                               |
| 2019      | 74,936.4          | 63,303.6        | 9,491.8                     | 731,989.7       | 918,161.4    | 626,791.1                      | 2,392,333.1                               |
| 2020      | 79,810.3          | 64,274.7        | 9,464.9                     | 769,238.5       | 977,283.6    | 649,784.4                      | 2,381,811.8                               |
| 2021      | 77,063.1          | 65,661.6        | 9,357.4                     | 781,888.3       | 992,404.3    | 669,465.8                      | 2,378,535.2                               |
| 2022      | 92,400.6          | 94,773.9        | 9,622.2                     | 736,547.6       | 938,269.9    | 674,201.1                      | 2,348,900.3                               |
| 2021. 2/4 | 40,590.7          | 34,101.6        | 4,574.8                     | 768,655.0       | 980,166.7    | 659,506.0                      | 2,384,210.2                               |
| 3/4       | 58,826.1          | 49,324.1        | 6,679.0                     | 773,043.3       | 980,444.0    | 665,517.5                      | 2,379,732.6                               |
| 4/4       | 77,063.1          | 65,661.6        | 9,357.4                     | 781,888.3       | 992,404.3    | 669,465.8                      | 2,378,535.2                               |
| 2022. 1/4 | 18,672.7          | 18,237.9        | 2,262.5                     | 754,889.2       | 966,659.7    | 671,488.9                      | 2,371,043.7                               |
| 2/4       | 38,016.2          | 36,130.8        | 4,531.2                     | 739,873.8       | 942,439.7    | 675,435.6                      | 2,368,024.8                               |
| 3/4       | 59,552.3          | 59,913.0        | 6,879.3                     | 736,777.0       | 937,172.4    | 675,315.9                      | 2,362,883.1                               |
| 4/4       | 92,400.6          | 94,773.9        | 9,622.2                     | 736,547.6       | 938,269.9    | 674,201.1                      | 2,348,900.3                               |
|           | Insurance revenue | Incurred claims | Incurred operating expenses | Invested assets | Total assets | Insurance contract liabilities | Business in force at the end of the month |
| 2023      | 31,417.4          | 15,523.2        | 5,732.0                     | 756,976.4       | 880,915.3    | 549,656.8                      | 2,374,029.3                               |
| 2023. 2/4 | 15,309.8          | 7,655.1         | 2,806.4                     | 728,146.2       | 845,909.5    | 516,618.4                      | 2,398,192.9                               |
| 3/4       | 23,518.0          | 11,559.9        | 4,255.9                     | 716,755.1       | 831,370.5    | 503,749.9                      | 2,387,004.7                               |
| 4/4       | 31,417.4          | 15,523.2        | 5,732.0                     | 756,976.4       | 880,915.3    | 549,656.8                      | 2,374,029.3                               |
| 2024. 1/4 | 8,173.3           | 3,967.3         | 1,395.3                     | 754,980.1       | 879,471.6    | 552,878.0                      | -   |
| 2/4       | 16,433.9          | 7,851.6         | 2,775.5                     | 766,297.1       | 891,463.9    | 571,780.3                      | -   |

: 1) 2023  
(IFRS4 IFRS17)  
:

Note: 1) Caution must be exercised when analyzing time series due to changes in international financial reporting standards(IFRS4 IFRS17) that will apply from 2023.

Source: Korea Life Insurance Association, Korea Insurance Development Institute.

## 26. Principal Indicators of Non-Life Insurance Business

1)

In billion won

| Earned premiums | Claims paid | Operating expenses | Invested assets | Total assets | Policy reserve |           |
|-----------------|-------------|--------------------|-----------------|--------------|----------------|-----------|
| 78,875.7        | 40,192.0    | 16,811.1           | 242,897.4       | 298,040.5    | 217,150.7      | 2018      |
| 81,761.0        | 45,630.0    | 18,334.2           | 260,556.6       | 320,651.7    | 230,908.5      | 2019      |
| 86,116.3        | 48,630.6    | 18,591.3           | 277,993.3       | 344,095.8    | 244,943.3      | 2020      |
| 90,371.7        | 50,336.3    | 18,687.2           | 293,432.1       | 366,307.7    | 257,870.1      | 2021      |
| 95,301.4        | 54,160.5    | 19,703.6           | 293,590.1       | 371,813.8    | 267,501.6      | 2022      |
| 44,109.3        | 23,515.6    | 9,180.9            | 283,582.3       | 351,664.3    | 252,337.1      | 2/4. 2021 |
| 66,988.5        | 35,785.4    | 13,816.0           | 289,314.6       | 357,883.9    | 256,055.6      | 3/4       |
| 90,371.7        | 50,336.3    | 18,687.2           | 293,432.1       | 366,307.7    | 257,870.1      | 4/4       |
| 22,911.4        | 11,947.1    | 4,500.5            | 289,610.1       | 364,040.3    | 260,802.4      | 1/4. 2022 |
| 46,229.9        | 24,622.2    | 9,236.4            | 288,888.8       | 364,052.9    | 264,212.1      | 2/4       |
| 70,138.0        | 38,148.3    | 14,204.7           | 291,849.7       | 368,608.2    | 267,963.2      | 3/4       |
| 95,301.4        | 54,160.5    | 19,703.6           | 293,590.1       | 371,813.8    | 267,501.6      | 4/4       |

| Insurance revenue | Incurred claims | Incurred operating expenses | Reinsurance revenue | Expected reinsurance claims | Invested assets | Total assets | Policy reserve |           |
|-------------------|-----------------|-----------------------------|---------------------|-----------------------------|-----------------|--------------|----------------|-----------|
| 47,767.8          | 30,386.4        | 4,810.9                     | 1,656.4             | 1,726.6                     | 320,057.0       | 343,704.8    | 258,743.4      | 2023      |
| 23,576.6          | 14,988.0        | 2,266.1                     | 821.0               | 755.5                       | 301,836.1       | 323,260.2    | 241,860.5      | 2/4. 2023 |
| 35,598.7          | 22,428.2        | 3,431.4                     | 1,161.6             | 1,026.3                     | 299,575.5       | 322,022.3    | 237,862.4      | 3/4       |
| 47,767.8          | 30,386.4        | 4,810.9                     | 1,656.4             | 1,726.6                     | 320,057.0       | 343,704.8    | 258,743.4      | 4/4       |
| 12,424.9          | 8,019.6         | 1,256.9                     | 293.3               | 441.4                       | 320,362.3       | 343,093.9    | 258,718.5      | 1/4. 2024 |
| 25,043.7          | 15,949.6        | 2,512.5                     | 701.8               | 871.9                       | 326,527.8       | 349,317.6    | 266,260.7      | 2/4       |

: 1) 2023  
(IFRS4 IFRS17)  
:

Note: 1) Caution must be exercised when analyzing time series due to changes in international financial reporting standards(IFRS4 IFRS17) that will apply from 2023.

Source: General Insurance Association of Korea.

## 27. Management Efficiency of Insurance Business

1)

: %

In percent

|         | Life insurance        |                              |                      |                             |                                 |
|---------|-----------------------|------------------------------|----------------------|-----------------------------|---------------------------------|
|         | Ratio of new business | Ratio of lapses & surrenders | Ratio of claims paid | Ratio of operating expenses | Ratio of invested assets profit |
| 2019    | 11.9                  | 8.8                          | 84.5                 | 8.1                         | 3.5                             |
| 2020    | 12.4                  | 8.5                          | 80.6                 | 7.9                         | 3.1                             |
| 2021    | 11.5                  | 7.6                          | 85.2                 | 7.9                         | 3.3                             |
| 2022    | 10.6                  | 7.4                          | 102.6                | 7.3                         | 3.1                             |
| 2023    | 11.3                  | 7.8                          | 106.1                | 16.5                        | 3.3                             |
| 2023. 6 | 6.2                   | 4.3                          | 116.0                | 17.0                        | 3.4                             |
| 7       | 7.1                   | 4.9                          | 114.0                | 17.4                        | -                               |
| 8       | 8.1                   | 5.5                          | 112.6                | 18.0                        | -                               |
| 9       | 8.8                   | 6.1                          | 110.1                | 18.1                        | 3.3                             |
| 10      | 9.6                   | 6.6                          | 108.8                | 18.1                        | -                               |
| 11      | 10.5                  | 7.2                          | 107.3                | 17.9                        | -                               |
| 12      | 11.3                  | 7.8                          | 106.1                | 16.5                        | 3.3                             |
| 2024. 1 | 1.5                   | 0.8                          | 88.8                 | 18.9                        | -                               |
| 2       | 2.4                   | 1.5                          | 87.7                 | 19.3                        | -                               |
| 3       | 3.5                   | 2.2                          | 89.4                 | 19.7                        | 3.0                             |
| 4       | 4.4                   | 2.8                          | 89.3                 | 19.8                        | -                               |
| 5       | 5.2                   | 3.5                          | 88.8                 | 19.9                        | -                               |
| 6       | 6.0                   | 4.1                          | 87.6                 | 19.7                        | -                               |

|         | Non-life insurance |                                  |  |                              |                                  |                                 |
|---------|--------------------|----------------------------------|--|------------------------------|----------------------------------|---------------------------------|
|         | Direct loss ratio  | (A)<br>Eamed incurred loss ratio | (B)<br>Ratio of net operating expenses | (A+B)<br>Combined loss ratio | Increase ratio of eamed premiums | Ratio of invested assets profit |
| 2019    | 45.5               | 84.9                             | 22.2                                   | 107.0                        | 3.7                              | 3.7                             |
| 2020    | 45.7               | 83.4                             | 21.2                                   | 104.7                        | 5.3                              | 3.1                             |
| 2021    | 45.9               | 82.1                             | 20.5                                   | 102.6                        | 4.9                              | 3.1                             |
| 2022    | 46.8               | 80.8                             | 20.5                                   | 101.3                        | 5.5                              | 3.2                             |
| 2023    | 50.0               | 81.5                             | 22.5                                   | 104.1                        | 7.2                              | 2.8                             |
| 2023. 6 | 47.7               | 80.4                             | 21.5                                   | 101.9                        | 4.2                              | 2.8                             |
| 7       | 46.3               | 81.5                             | 21.0                                   | 102.5                        | 7.8                              | -                               |
| 8       | 48.2               | 80.8                             | 21.8                                   | 102.6                        | 4.6                              | -                               |
| 9       | 48.6               | 80.7                             | 22.1                                   | 102.8                        | 5.0                              | 2.6                             |
| 10      | 48.6               | 80.7                             | 22.2                                   | 102.9                        | 5.3                              | -                               |
| 11      | 49.3               | 81.1                             | 22.2                                   | 103.3                        | 5.1                              | -                               |
| 12      | 50.0               | 81.5                             | 22.5                                   | 104.1                        | 7.2                              | 2.8                             |
| 2024. 1 | 55.4               | 82.9                             | 21.9                                   | 104.8                        | 6.7                              | -                               |
| 2       | 51.6               | 81.5                             | 22.2                                   | 103.7                        | 5.7                              | -                               |
| 3       | 50.3               | 81.2                             | 23.5                                   | 104.7                        | 4.8                              | 2.6                             |
| 4       | 49.8               | 80.8                             | 23.5                                   | 104.3                        | 4.6                              | -                               |
| 5       | 49.5               | 80.6                             | 23.4                                   | 104.0                        | 4.6                              | -                               |
| 6       | 48.9               | 80.0                             | 23.6                                   | 103.6                        | 5.0                              | 2.6                             |

: 1) 2023  
(IFRS4 IFRS17)

Note: 1) Caution must be exercised when analyzing time series due to changes in international financial reporting standards(IFRS4 IFRS17) that will apply from 2023.  
Source: Korea Life Insurance Association, General Insurance Association of Korea.



## XIV. 무역·국제수지

### Trade and Balance of Payments

|                    |     |
|--------------------|-----|
| 1. 수출입 총괄          | 329 |
| 2. 주요국별 수출         | 330 |
| 3. 주요국별 수입         | 333 |
| 4. 품목별 수출입         | 336 |
| 5. 국제수지            | 338 |
| 6. 무역지수 및 교역조건     | 340 |
| 7. 주요통화의 재정된 매매기준율 | 341 |
| 8. 외환보유액           | 342 |
| 9. 대미달러환율          | 343 |
| 10. 해외직접투자         | 344 |
| 11. 대외채무 및 대외채권    | 345 |
| 12. 국제투자 대조표(Ⅰ)    | 346 |
| 13. 국제투자 대조표(Ⅱ)    | 346 |

## 주요 용어 해설 (Explanation of Terms)

### XIV-4. FOB(Free on board)

- 무역거래조건 중 하나로 계약상품의 인도(引渡)가 수출항의 본선 선상에서 이루어지는 계약으로 본선인도가격이라고 함. 우리나라 수출입 화물의 가격기준은 수출시에는 FOB, 수입시에는 CIF로 함

### XIV-4. CIF(Cost insurance and freight)

- 무역거래조건 중 하나로 원가, 보험료, 운임을 합산한 가격으로 정하는 매매계약으로 운임보험료 포함가격이라고 함. 수출지에서 본선선적을 완료할 때까지의 비용(FOB 가격)을 포함하여 수입지항 항외착(輸入地港 港外着)까지의 해상운임과 해상보험료 등의 특수비용을 가산하여 산정한 수입지항 항외착 가격

### XIV-5. 국제수지(Balance of payments)

- 일정기간동안 한 나라의 거주자와 비거주자 사이에 발생한 모든 경제적 거래를 체계적으로 기록한 통계를 말함. 국제수지는 크게 상품수지, 서비스수지, 본원소득수지, 이전소득수지로 구분됨. 거래유형은 모든 경제적 거래가 대상이 되는데 상품, 서비스, 소득, 자본 및 금융 거래뿐만 아니라 대외 원조 등 대가 없이 이루어지는 이전거래도 포함함

### XIV-5. 경상수지(Current account)

- 외국과 물건(재화)이나 서비스(용역) 등을 팔고 산 결과를 종합한 것으로 외국과 실행한 거래결과 벌어들인 수입에서 지출을 차감한 금액을 말함. 이는 국가 간 상품 및 서비스의 수출입, 자본·노동 등 생산요소의 이동에 따른 대가의 수입과 지급을 종합적으로 나타낸 것으로, 국제수지를 이루는 중요한 요소임

### XIV-5. 무역수지(Trade indexes) / 상품수지(Goods)

- 무역수지와 상품수지는 상품의 수출입 거래에서 생기는 국제수지로서 상품의 수출액과 수입액의 차이임. 서비스나 자본거래를 제외하고 상품에 국한해 수출액과 수입액의 차이를 따진다는 면에서 두 수지는 같음. 하지만 발표되는 통계치를 보면 항상 다른데 그 이유는 집계 방식이 다름. 무역수지는 통관기준이어서 세관의 검사를 거쳐서 수출 또는 수입이 허가되면 수출입 집계에 포함됨. 이에 비해 상품수지는 인도기준이어서 통관을 한 다음 수입업자에게 물품이 전달돼야만 수출입 통계에 포함됨. 무역수지와 상품수지를 산출할 때는 가격 책정 방식도 다름. 무역수지는 수출의 경우 본선 인도 가격(FOB), 수입은 운임·보험료 포함 가격(CIF)으로 계산. 하지만 상품수지는 본선 인도 가격(FOB)만으로 계산. 운임과 보험료를 빼고 물건값으로만 수출입액을 계산하는 방식임. 무역수지와 상품수지는 각각 다른 기관에서 공표함. 무역수지는 매월 관세청이 발표하고 상품수지는 한국은행이 매월 발표

#### XIV-5. 서비스수지(Services)

- 거주자와 비거주자간의 서비스수출과 수입의 차이

#### XIV-5. 본원소득수지(Primary income)

- 거주자와 비거주자간에 발생하는 「급여 및 임금」, 「투자소득」의 수입(收入) 및 지급의 차이

#### XIV-5. 이진소득수지(Secondary income)

- 거주자와 비거주자간 대가없이 제공되어 반대급부가 없는 무상원조, 증여성 송금 등의 수입(收入) 및 지급의 차이

#### XIV-5. 금융계정(Financial account)

- 민간, 금융기관, 정부 및 통화당국의 대외 금융자산·부채의 소유권 변동과 관련된 거래를 계상하며 직접투자, 증권투자, 파생금융상품, 기타투자, 준비자산으로 세분

#### XIV-5. 파생금융상품(Financial derivatives)

- 거주자의 대외파생금융거래 관련 평가손익이 반영된 잔액으로서 기말현재 파생금융거래 평가이익은 파생금융상품(자산)으로, 파생금융거래 평가 손실은 파생금융상품(부채)로 분류

#### XIV-8. 특별인출권(Special drawing rights : SDR)

- 달러위기를 계기로 야기된 국제통화제도의 불안 및 국제유동성 부족에 대처하기 위하여 IMF 가맹국에 의하여 계획적으로 창출 또는 감액되는 새로운 준비자산으로써 국제유동성 부족을 보충할 필요성이 발생할 경우, IMF가 특별인출권 계정에 참가한 가맹국에 대하여 이를 배분함으로써 창출됨

#### XIV-8. 국제통화기금 포지션(IMF reserve position)

- IMF(International Monetary Fund, 국제통화기금) 가맹국이 자유롭게 IMF로부터 인출할 수 있는 잔고를 말함

#### XIV-9. 환율(Exchange rate)

- 두 나라 돈의 교환비율 또는 다른 나라의 화폐에 대비한 어느 한 나라의 화폐의 가격

#### XIV-12. 국제투자대조표(International investment position)

- 일정시점 현재 거주자의 비거주자에 대한 금융자산(대외투자) 및 금융부채(외국인투자) 잔액을 보여주는 통계



# 1.) Summary of Exports and Imports

: 100 , %

In million U.S dollars, %

|         | Total       | Over the same<br>month of last year | Exports   | Over the same<br>month of last year | Imports   | Over the same<br>month of last year | Excess of exports<br>and imports (-) |
|---------|-------------|-------------------------------------|-----------|-------------------------------------|-----------|-------------------------------------|--------------------------------------|
|         |             |                                     |           |                                     |           |                                     |                                      |
| 2010    | 891,595.9   | 29.9                                | 466,383.8 | 28.3                                | 425,212.2 | 31.6                                | 41,171.6                             |
| 2011    | 1,079,626.7 | 21.1                                | 555,213.7 | 19.0                                | 524,413.1 | 23.3                                | 30,800.6                             |
| 2012    | 1,067,454.3 | -1.1                                | 547,869.8 | -1.3                                | 519,584.5 | -0.9                                | 28,285.3                             |
| 2013    | 1,075,217.9 | 0.7                                 | 559,632.4 | 2.1                                 | 515,585.5 | -0.8                                | 44,046.9                             |
| 2014    | 1,098,179.1 | 2.1                                 | 572,664.6 | 2.3                                 | 525,514.5 | 1.9                                 | 47,150.1                             |
| 2015    | 963,255.5   | -12.3                               | 526,756.5 | -8.0                                | 436,499.0 | -16.9                               | 90,257.5                             |
| 2016    | 901,618.8   | -6.4                                | 495,425.9 | -5.9                                | 406,192.9 | -6.9                                | 89,233.1                             |
| 2017    | 1,052,172.7 | 16.7                                | 573,694.4 | 15.8                                | 478,478.3 | 17.8                                | 95,216.1                             |
| 2018    | 1,140,062.1 | 8.4                                 | 604,859.7 | 5.4                                 | 535,202.4 | 11.9                                | 69,657.2                             |
| 2019    | 1,045,575.6 | -8.3                                | 542,232.6 | -10.4                               | 503,342.9 | -6.0                                | 38,889.7                             |
| 2020    | 980,130.8   | -6.3                                | 512,498.0 | -5.5                                | 467,632.8 | -7.1                                | 44,865.3                             |
| 2021    | 1,259,493.8 | 28.5                                | 644,400.4 | 25.7                                | 615,093.4 | 31.5                                | 29,306.9                             |
| 2022    | 1,414,954.4 | 12.3                                | 683,584.8 | 6.1                                 | 731,369.7 | 18.9                                | -47,784.9                            |
| 2023    | 1,274,798.0 | -9.9                                | 632,225.8 | -7.5                                | 642,572.1 | -12.1                               | -10,346.3                            |
| 2022. 4 | 118,056.0   | 15.6                                | 57,842.8  | 12.9                                | 60,213.2  | 18.3                                | -2,370.4                             |
| 5       | 124,759.7   | 26.5                                | 61,591.3  | 21.4                                | 63,168.4  | 31.8                                | -1,577.1                             |
| 6       | 117,829.8   | 12.0                                | 57,679.9  | 5.3                                 | 60,149.9  | 19.3                                | -2,470.0                             |
| 7       | 125,501.6   | 15.0                                | 60,241.8  | 8.6                                 | 65,259.8  | 21.6                                | -5,018.1                             |
| 8       | 122,633.7   | 17.1                                | 56,606.0  | 6.5                                 | 66,027.7  | 28.0                                | -9,421.8                             |
| 9       | 118,189.1   | 9.9                                 | 57,176.3  | 2.3                                 | 61,012.8  | 18.2                                | -3,836.5                             |
| 10      | 111,595.3   | 1.9                                 | 52,428.1  | -5.8                                | 59,167.2  | 9.9                                 | -6,739.1                             |
| 11      | 110,619.5   | -6.0                                | 51,771.9  | -14.2                               | 58,847.7  | 2.6                                 | -7,075.8                             |
| 12      | 114,471.7   | -6.1                                | 54,848.7  | -9.7                                | 59,623.1  | -2.5                                | -4,774.4                             |
| 2023. 1 | 105,376.4   | -9.2                                | 46,339.1  | -16.4                               | 59,037.3  | -2.6                                | -12,698.1                            |
| 2       | 105,365.1   | -2.1                                | 49,994.6  | -7.7                                | 55,370.5  | 3.5                                 | -5,375.9                             |
| 3       | 114,518.4   | -10.3                               | 54,882.5  | -14.0                               | 59,635.9  | -6.5                                | -4,753.4                             |
| 4       | 101,371.0   | -14.1                               | 49,430.9  | -14.5                               | 51,940.1  | -13.7                               | -2,509.3                             |
| 5       | 106,305.4   | -14.8                               | 52,054.2  | -15.5                               | 54,251.2  | -14.1                               | -2,197.0                             |
| 6       | 107,353.2   | -8.9                                | 54,297.8  | -5.9                                | 53,055.5  | -11.8                               | 1,242.3                              |
| 7       | 99,195.9    | -21.0                               | 50,457.8  | -16.2                               | 48,738.1  | -25.3                               | 1,719.7                              |
| 8       | 103,003.8   | -16.0                               | 51,994.1  | -8.1                                | 51,009.8  | -22.7                               | 984.3                                |
| 9       | 105,623.2   | -10.6                               | 54,650.7  | -4.4                                | 50,972.5  | -16.5                               | 3,678.2                              |
| 10      | 108,430.5   | -2.8                                | 54,990.0  | 4.9                                 | 53,440.6  | -9.7                                | 1,549.4                              |
| 11      | 107,558.9   | -2.8                                | 55,561.1  | 7.3                                 | 51,997.8  | -11.6                               | 3,563.3                              |
| 12      | 110,696.0   | -3.3                                | 57,573.2  | 5.0                                 | 53,122.9  | -10.9                               | 4,450.3                              |
| 2024. 1 | 109,203.3   | 3.6                                 | 54,762.1  | 18.2                                | 54,441.2  | -7.8                                | 320.9                                |
| 2       | 100,259.8   | -4.8                                | 52,114.1  | 4.2                                 | 48,145.8  | -13.0                               | 3,968.3                              |
| 3       | 108,855.4   | -4.9                                | 56,520.8  | 3.0                                 | 52,334.6  | -12.2                               | 4,186.2                              |
| 4       | 110,899.5   | 9.4                                 | 56,149.6  | 13.6                                | 54,749.9  | 5.4                                 | 1,399.7                              |
| 5       | 111,152.1   | 4.6                                 | 58,012.8  | 11.4                                | 53,139.3  | -2.0                                | 4,873.4                              |
| 6       | 106,414.0   | -0.9                                | 57,349.6  | 5.6                                 | 49,064.5  | -7.5                                | 8,285.1                              |
| 7       | 111,107.7   | 12.0                                | 57,256.7  | 13.5                                | 53,850.9  | 10.5                                | 3,405.8                              |
| 8       | 111,799.5   | 8.5                                 | 57,729.7  | 11.0                                | 54,069.8  | 6.0                                 | 3,659.9                              |
| 9       | 110,893.9   | 5.0                                 | 58,774.9  | 7.5                                 | 52,119.0  | 2.2                                 | 6,656.0                              |

: 1) 2023

:

Note: 1) Since 2023, figures are preliminary.

Source: Korea Customs Service.

## 2.

1)

: 1,000

336

4

|         | 가           |                      |            |             |             |            |            |            |              |
|---------|-------------|----------------------|------------|-------------|-------------|------------|------------|------------|--------------|
|         | Total       | U.S.A.               | Japan      | Hong Kong   | China       | Germany    | Singapore  | Taiwan     | Indonesia    |
| 2017    | 573,694,421 | 68,609,728           | 26,816,141 | 39,112,281  | 142,120,000 | 8,483,847  | 11,651,939 | 14,898,398 | 8,403,680    |
| 2018    | 604,859,657 | 72,719,932           | 30,528,580 | 45,996,441  | 162,125,055 | 9,372,657  | 11,782,182 | 20,783,511 | 8,833,195    |
| 2019    | 542,232,610 | 73,343,898           | 28,420,213 | 31,912,876  | 136,202,533 | 8,685,737  | 12,768,034 | 15,666,310 | 7,650,051    |
| 2020    | 512,498,038 | 74,115,819           | 25,097,651 | 30,653,790  | 132,565,445 | 9,576,136  | 9,828,388  | 16,465,446 | 6,312,901    |
| 2021    | 644,400,368 | 95,901,955           | 30,061,806 | 37,467,077  | 162,912,974 | 11,109,894 | 14,148,511 | 24,285,275 | 8,550,335    |
| 2022    | 683,584,760 | 109,765,705          | 30,606,278 | 27,651,186  | 155,789,389 | 10,067,732 | 20,205,410 | 26,198,240 | 10,215,899   |
| 2023    | 632,225,824 | 115,696,334          | 29,000,616 | 25,193,553  | 124,817,682 | 10,317,121 | 18,751,990 | 20,178,766 | 9,140,239    |
| 2023. 9 | 54,650,691  | 10,078,334           | 2,512,162  | 2,440,824   | 10,997,619  | 939,329    | 1,604,598  | 2,145,494  | 738,417      |
| 10      | 54,989,950  | 10,059,689           | 2,492,283  | 2,430,688   | 10,993,481  | 712,267    | 2,238,050  | 1,702,460  | 652,551      |
| 11      | 55,561,090  | 10,943,600           | 2,542,677  | 2,753,504   | 11,342,928  | 858,698    | 1,684,766  | 1,691,821  | 805,859      |
| 12      | 57,573,193  | 11,280,989           | 2,486,618  | 3,341,216   | 10,864,298  | 757,206    | 1,954,859  | 2,167,143  | 665,104      |
| 2024. 1 | 54,762,079  | 10,251,959           | 2,543,338  | 2,678,331   | 10,698,527  | 759,853    | 1,757,281  | 1,773,996  | 614,603      |
| 2       | 52,114,064  | 9,810,109            | 2,374,277  | 2,983,281   | 9,644,749   | 850,542    | 1,116,607  | 1,531,947  | 681,353      |
| 3       | 56,520,783  | 10,882,206           | 2,127,715  | 3,699,084   | 10,520,927  | 797,188    | 1,950,629  | 1,988,563  | 495,889      |
| 4       | 56,149,624  | 11,401,962           | 2,438,629  | 2,933,565   | 10,475,883  | 916,502    | 1,355,768  | 2,086,983  | 650,345      |
| 5       | 58,012,786  | 10,929,788           | 2,606,088  | 2,706,674   | 11,378,144  | 910,145    | 1,773,939  | 2,517,037  | 679,144      |
| 6       | 57,349,550  | 11,296,184           | 2,382,312  | 3,430,777   | 10,707,166  | 669,738    | 1,419,621  | 3,314,421  | 715,796      |
| 7       | 57,256,734  | 10,180,236           | 2,598,712  | 2,595,549   | 11,401,097  | 626,210    | 1,442,579  | 2,773,307  | 759,145      |
| 8       | 57,729,658  | 9,939,711            | 2,510,141  | 2,966,916   | 11,359,609  | 866,175    | 1,408,457  | 3,147,316  | 761,276      |
| 9       | 58,774,937  | 10,424,041           | 2,491,980  | 3,081,713   | 11,685,893  | 696,502    | 1,304,658  | 3,723,776  | 594,234      |
|         |             |                      |            |             |             |            |            |            |              |
|         | Philippines | United Arab Emirates | India      | Netherlands | Vietnam     | France     | Denmark    | Russia     | Saudi Arabia |
| 2017    | 10,593,713  | 5,388,883            | 15,055,543 | 4,649,290   | 47,753,839  | 2,994,673  | 1,496,269  | 6,906,618  | 5,147,056    |
| 2018    | 12,037,254  | 4,588,472            | 15,606,221 | 4,775,167   | 48,622,098  | 3,540,796  | 1,094,176  | 7,320,899  | 3,951,951    |
| 2019    | 8,365,340   | 3,469,772            | 15,096,302 | 4,243,113   | 48,177,749  | 3,317,472  | 447,817    | 7,774,133  | 3,697,120    |
| 2020    | 7,126,437   | 3,653,611            | 11,937,316 | 3,987,035   | 48,510,572  | 2,983,067  | 439,173    | 6,899,968  | 3,301,896    |
| 2021    | 9,659,072   | 3,974,772            | 15,603,258 | 5,810,858   | 56,728,532  | 4,561,345  | 744,457    | 9,979,539  | 3,324,694    |
| 2022    | 12,306,078  | 3,966,846            | 18,870,071 | 7,869,100   | 60,963,680  | 5,254,910  | 510,932    | 6,328,173  | 4,865,150    |
| 2023    | 9,008,624   | 4,432,061            | 17,949,602 | 6,855,567   | 53,479,535  | 5,510,047  | 690,986    | 6,133,435  | 5,324,700    |
| 2023. 9 | 711,565     | 297,991              | 1,638,480  | 565,942     | 4,919,327   | 525,690    | 51,688     | 368,743    | 372,447      |
| 10      | 809,956     | 357,207              | 1,531,651  | 442,836     | 4,832,318   | 507,482    | 52,833     | 384,949    | 409,101      |
| 11      | 758,249     | 338,668              | 1,523,664  | 537,548     | 4,913,358   | 524,965    | 55,486     | 396,212    | 379,631      |
| 12      | 600,508     | 460,213              | 1,588,847  | 561,100     | 4,629,922   | 379,858    | 50,817     | 411,482    | 548,451      |
| 2024. 1 | 708,991     | 499,119              | 1,538,152  | 538,032     | 4,189,776   | 271,970    | 224,568    | 424,032    | 503,072      |
| 2       | 871,712     | 410,468              | 1,474,552  | 586,970     | 4,208,279   | 335,088    | 33,999     | 716,851    | 409,402      |
| 3       | 677,320     | 431,025              | 1,512,507  | 705,339     | 4,830,778   | 503,266    | 219,571    | 308,274    | 381,871      |
| 4       | 847,069     | 451,934              | 1,568,019  | 577,584     | 4,551,786   | 503,525    | 42,638     | 316,421    | 479,791      |
| 5       | 985,097     | 396,596              | 1,678,189  | 550,032     | 5,116,269   | 330,498    | 233,443    | 313,514    | 445,712      |
| 6       | 770,306     | 449,214              | 1,554,421  | 480,505     | 5,123,874   | 433,892    | 35,966     | 360,980    | 506,921      |
| 7       | 911,817     | 530,151              | 1,617,166  | 619,046     | 4,970,639   | 268,487    | 220,494    | 379,400    | 366,324      |
| 8       | 887,786     | 328,082              | 1,637,091  | 497,959     | 5,049,830   | 802,081    | 45,842     | 382,634    | 422,765      |
| 9       | 1,044,094   | 349,946              | 1,474,754  | 620,363     | 4,986,603   | 519,344    | 237,451    | 351,356    | 462,801      |

: 1) 2023

:

2. Exports by Principal Country <sup>1)</sup>

See headnote, table 4, page 337.

In thousand U.S. dollars

| Panama    | Thailand  | United Kingdom | Liberia   | Malaysia   | Canada    | Mexico     | Australia  |         |
|-----------|-----------|----------------|-----------|------------|-----------|------------|------------|---------|
| 1,642,050 | 7,467,041 | 8,121,800      | 1,305,070 | 8,044,985  | 4,717,661 | 10,932,591 | 19,861,647 | 2017    |
| 2,007,502 | 8,504,994 | 6,358,760      | 1,399,007 | 8,993,879  | 5,743,231 | 11,458,233 | 9,610,425  | 2018    |
| 1,713,357 | 7,804,095 | 5,514,842      | 1,714,137 | 8,843,499  | 5,567,589 | 10,927,016 | 7,890,566  | 2019    |
| 1,369,395 | 6,852,684 | 4,467,374      | 2,133,868 | 9,078,150  | 5,463,996 | 8,241,006  | 6,188,528  | 2020    |
| 1,570,171 | 8,524,224 | 5,962,153      | 1,992,412 | 10,107,328 | 6,714,457 | 11,290,248 | 9,750,478  | 2021    |
| 1,170,475 | 8,584,166 | 6,340,999      | 4,175,963 | 11,473,480 | 7,839,261 | 12,654,212 | 18,753,026 | 2022    |
| 1,087,489 | 7,548,179 | 5,958,440      | 4,034,086 | 9,760,076  | 8,434,491 | 12,221,993 | 17,791,354 | 2023    |
| 60,961    | 560,555   | 485,915        | 182,527   | 783,620    | 575,590   | 1,084,411  | 1,706,134  | 9. 2023 |
| 121,090   | 602,572   | 423,589        | 282,099   | 999,501    | 709,531   | 974,431    | 1,926,977  | 10      |
| 17,303    | 589,257   | 403,634        | 259,302   | 940,532    | 801,807   | 1,051,185  | 1,389,098  | 11      |
| 18,665    | 568,631   | 478,720        | 270,866   | 923,568    | 813,466   | 970,734    | 1,435,610  | 12      |
| 12,954    | 637,341   | 864,437        | 396,023   | 774,758    | 905,997   | 1,108,902  | 1,454,845  | 1. 2024 |
| 177,339   | 608,847   | 531,697        | 302,019   | 938,936    | 771,399   | 1,091,446  | 1,259,284  | 2       |
| 447,730   | 605,897   | 540,519        | 460,375   | 806,446    | 868,824   | 1,180,976  | 1,590,762  | 3       |
| 102,637   | 668,784   | 468,591        | 366,374   | 862,511    | 972,102   | 1,141,249  | 1,427,204  | 4       |
| 147,470   | 646,910   | 540,358        | 332,412   | 834,728    | 942,686   | 1,179,957  | 1,253,380  | 5       |
| 17,192    | 599,166   | 516,993        | 629,601   | 841,668    | 892,890   | 1,214,182  | 1,169,627  | 6       |
| 54,748    | 773,257   | 497,995        | 222,997   | 944,816    | 941,200   | 1,330,281  | 1,374,760  | 7       |
| 123,449   | 638,204   | 509,768        | 375,598   | 924,498    | 784,473   | 1,086,086  | 1,236,462  | 8       |
| 20,848    | 624,063   | 520,201        | 380,308   | 820,774    | 795,295   | 1,039,422  | 1,412,500  | 9       |

| Brazil    | Italy     | Spain     | Argentina | Bangladesh | Belgium   | Chile     | Pakistan  |         |
|-----------|-----------|-----------|-----------|------------|-----------|-----------|-----------|---------|
| 5,505,232 | 3,757,903 | 2,790,573 | 836,174   | 1,276,319  | 2,795,324 | 1,530,002 | 1,006,764 | 2017    |
| 4,883,693 | 4,493,008 | 3,027,371 | 536,361   | 1,238,299  | 3,246,213 | 1,807,484 | 1,018,001 | 2018    |
| 4,809,207 | 3,773,365 | 2,769,854 | 341,475   | 1,282,342  | 2,707,100 | 1,214,356 | 832,713   | 2019    |
| 3,943,638 | 3,221,111 | 2,301,058 | 331,741   | 1,033,331  | 2,753,090 | 866,536   | 1,073,230 | 2020    |
| 4,666,440 | 4,597,179 | 2,846,423 | 390,620   | 1,635,854  | 4,437,677 | 1,574,182 | 1,545,936 | 2021    |
| 4,975,562 | 5,134,155 | 3,235,876 | 528,690   | 2,356,959  | 5,029,457 | 1,510,397 | 1,199,470 | 2022    |
| 4,343,795 | 5,015,821 | 3,336,623 | 445,475   | 1,625,988  | 5,024,979 | 1,246,374 | 918,504   | 2023    |
| 372,589   | 350,526   | 258,534   | 31,803    | 87,996     | 322,558   | 112,504   | 82,868    | 9. 2023 |
| 333,798   | 306,812   | 195,633   | 24,756    | 131,269    | 344,418   | 75,784    | 80,795    | 10      |
| 333,313   | 369,346   | 275,511   | 22,776    | 144,765    | 294,121   | 79,303    | 78,979    | 11      |
| 387,538   | 405,166   | 298,751   | 20,124    | 106,911    | 359,873   | 136,719   | 84,977    | 12      |
| 421,343   | 374,933   | 266,465   | 18,261    | 156,381    | 320,396   | 167,814   | 135,220   | 1. 2024 |
| 412,914   | 397,708   | 279,535   | 20,133    | 140,816    | 380,951   | 177,127   | 94,943    | 2       |
| 453,865   | 412,726   | 345,788   | 31,736    | 83,335     | 383,877   | 107,911   | 84,916    | 3       |
| 496,115   | 492,732   | 286,309   | 36,874    | 78,287     | 362,557   | 114,374   | 90,322    | 4       |
| 452,056   | 403,600   | 277,004   | 38,631    | 79,373     | 385,331   | 80,007    | 80,246    | 5       |
| 437,419   | 353,721   | 277,192   | 26,488    | 104,273    | 403,185   | 78,569    | 65,572    | 6       |
| 482,511   | 431,149   | 293,666   | 32,805    | 101,793    | 321,442   | 89,695    | 64,538    | 7       |
| 462,694   | 471,291   | 254,300   | 36,682    | 84,106     | 361,156   | 145,720   | 63,273    | 8       |
| 440,137   | 355,164   | 227,749   | 25,095    | 147,393    | 384,969   | 163,417   | 77,644    | 9       |

Note: 1) Since 2023, figures are preliminary.

Source: The Korea International Trade Association.

## 2. ( )<sup>1)</sup> Exports by Principal Country (Cont'd)

: 1,000

In thousand U.S. dollars

|         | Egypt     | Sweden    | South Africa | Sri Lanka | Israel    | Turkiye   | Poland    | Cyprus    |
|---------|-----------|-----------|--------------|-----------|-----------|-----------|-----------|-----------|
| 2017    | 1,324,894 | 895,553   | 969,810      | 286,837   | 1,268,293 | 6,154,872 | 3,116,364 | 764,864   |
| 2018    | 1,846,769 | 1,046,596 | 1,021,977    | 281,699   | 1,448,112 | 5,980,358 | 4,333,707 | 1,390,752 |
| 2019    | 1,573,207 | 1,070,505 | 834,075      | 235,237   | 1,426,747 | 5,297,808 | 5,314,955 | 42,622    |
| 2020    | 1,215,173 | 921,242   | 666,319      | 172,017   | 1,424,646 | 5,544,537 | 5,639,354 | 30,641    |
| 2021    | 1,681,640 | 1,520,456 | 988,619      | 287,727   | 1,824,093 | 7,025,978 | 6,595,822 | 214,625   |
| 2022    | 1,468,077 | 1,416,953 | 1,144,700    | 190,613   | 2,121,809 | 7,722,957 | 7,858,159 | 205,777   |
| 2023    | 1,334,901 | 1,386,710 | 883,855      | 210,666   | 1,913,666 | 8,988,419 | 9,021,926 | 57,455    |
| 2023. 9 | 127,830   | 98,775    | 58,524       | 56,389    | 113,513   | 727,521   | 762,835   | 3,573     |
| 10      | 103,014   | 98,193    | 77,005       | 15,430    | 115,058   | 739,269   | 775,011   | 4,193     |
| 11      | 110,380   | 110,217   | 63,461       | 15,161    | 68,938    | 670,873   | 742,263   | 5,440     |
| 12      | 116,151   | 109,143   | 65,400       | 14,462    | 98,283    | 633,793   | 513,998   | 6,340     |
| 2024. 1 | 108,437   | 120,495   | 59,122       | 17,201    | 110,913   | 795,864   | 757,777   | 5,213     |
| 2       | 111,492   | 117,937   | 56,300       | 11,159    | 109,878   | 808,318   | 495,420   | 3,879     |
| 3       | 119,812   | 138,799   | 66,886       | 12,892    | 137,781   | 919,197   | 555,310   | 3,276     |
| 4       | 113,796   | 122,100   | 55,376       | 21,751    | 131,532   | 912,658   | 712,750   | 5,381     |
| 5       | 110,907   | 123,937   | 52,024       | 12,764    | 124,317   | 750,510   | 608,060   | 5,458     |
| 6       | 87,165    | 118,033   | 72,314       | 13,272    | 147,347   | 602,235   | 771,359   | 4,027     |
| 7       | 109,791   | 110,376   | 64,887       | 17,728    | 138,969   | 717,053   | 968,791   | 3,744     |
| 8       | 96,328    | 145,725   | 59,588       | 12,898    | 161,394   | 647,965   | 837,601   | 3,074     |
| 9       | 151,591   | 102,502   | 50,146       | 13,792    | 168,295   | 674,899   | 1,084,573 | 4,051     |

|         | Iran      | Uzbekistan | Colombia  | Switzerland | Austria   | Norway    | Syria   | Portugal  |
|---------|-----------|------------|-----------|-------------|-----------|-----------|---------|-----------|
| 2017    | 4,021,061 | 1,180,445  | 813,718   | 487,975     | 959,364   | 4,678,529 | 215,651 | 458,723   |
| 2018    | 2,294,784 | 2,117,451  | 1,011,626 | 496,532     | 1,077,184 | 2,874,937 | 149,346 | 579,368   |
| 2019    | 282,002   | 2,338,438  | 1,143,075 | 588,666     | 864,802   | 1,801,976 | 142,163 | 504,686   |
| 2020    | 186,342   | 1,704,234  | 593,418   | 715,875     | 1,065,983 | 1,462,299 | 51,764  | 669,355   |
| 2021    | 177,469   | 1,879,455  | 898,174   | 855,444     | 1,300,632 | 813,964   | 28,028  | 744,393   |
| 2022    | 195,461   | 2,183,539  | 939,761   | 974,269     | 1,421,087 | 964,698   | 21,467  | 705,325   |
| 2023    | 183,314   | 2,369,872  | 773,878   | 1,124,687   | 1,027,243 | 464,594   | 16,549  | 1,098,967 |
| 2023. 9 | 15,561    | 192,636    | 71,804    | 81,820      | 76,939    | 37,852    | 960     | 83,290    |
| 10      | 16,524    | 202,925    | 61,902    | 92,098      | 66,781    | 14,842    | 712     | 55,035    |
| 11      | 15,374    | 205,961    | 69,726    | 101,769     | 74,915    | 36,295    | 1,511   | 229,166   |
| 12      | 22,874    | 165,088    | 61,480    | 104,253     | 64,470    | 31,060    | 757     | 64,486    |
| 2024. 1 | 13,570    | 141,823    | 61,646    | 108,264     | 80,705    | 33,345    | 684     | 230,313   |
| 2       | 12,413    | 149,370    | 83,384    | 88,397      | 92,178    | 32,871    | 1,261   | 80,765    |
| 3       | 11,101    | 133,842    | 75,743    | 108,939     | 91,252    | 33,610    | 850     | 75,743    |
| 4       | 9,107     | 144,386    | 73,085    | 124,415     | 99,873    | 24,474    | 469     | 84,757    |
| 5       | 17,444    | 146,717    | 80,374    | 121,004     | 125,404   | 48,844    | 984     | 79,323    |
| 6       | 13,880    | 169,321    | 62,471    | 103,185     | 100,648   | 28,943    | 1,644   | 76,000    |
| 7       | 14,674    | 141,816    | 69,945    | 81,309      | 115,544   | 28,526    | 1,234   | 66,145    |
| 8       | 11,358    | 123,264    | 74,751    | 82,605      | 138,841   | 25,640    | 734     | 213,393   |
| 9       | 13,737    | 141,176    | 82,654    | 60,517      | 130,626   | 32,258    | 1,580   | 218,845   |

: 1) 2023

:

Note: 1) Since 2023, figures are preliminary.

Source: The Korea International Trade Association.



### 3. Imports by Principal Country

1)

336  
: 1,000

4

See headnote, table 4, page 337.  
In thousand U.S. dollars

|         | Total       | Japan      | U.S.A      | China       | Germany    | Saudi Arabia | Australia  | Indonesia  | Canada    |
|---------|-------------|------------|------------|-------------|------------|--------------|------------|------------|-----------|
| 2017    | 478,478,296 | 55,124,725 | 50,749,363 | 97,860,114  | 19,748,687 | 19,590,480   | 19,159,711 | 9,570,960  | 5,042,593 |
| 2018    | 535,202,428 | 54,603,749 | 58,868,313 | 106,488,592 | 20,853,971 | 26,335,761   | 20,718,640 | 11,161,192 | 5,753,279 |
| 2019    | 503,342,947 | 47,580,853 | 61,878,564 | 107,228,736 | 19,936,937 | 21,840,581   | 20,608,238 | 8,819,773  | 5,758,663 |
| 2020    | 467,632,763 | 46,023,036 | 57,492,178 | 108,884,645 | 20,680,918 | 15,979,621   | 18,707,121 | 7,594,696  | 4,414,692 |
| 2021    | 615,093,447 | 54,642,165 | 73,213,414 | 138,628,127 | 21,996,339 | 24,271,348   | 32,917,963 | 10,725,095 | 6,369,776 |
| 2022    | 731,369,657 | 54,711,795 | 81,784,723 | 154,576,314 | 23,614,856 | 41,640,268   | 44,929,397 | 15,734,850 | 8,538,968 |
| 2023    | 642,572,126 | 47,656,468 | 71,272,030 | 142,857,338 | 23,611,170 | 32,762,549   | 32,822,955 | 12,145,901 | 6,194,625 |
| 2023. 9 | 50,972,525  | 3,804,958  | 5,122,090  | 11,143,265  | 1,710,587  | 2,996,731    | 2,274,175  | 986,087    | 405,560   |
| 10      | 53,440,582  | 3,932,137  | 6,212,986  | 12,549,078  | 1,931,809  | 2,569,486    | 2,601,078  | 797,384    | 439,504   |
| 11      | 51,997,805  | 3,717,928  | 6,204,912  | 12,087,237  | 1,999,468  | 2,951,579    | 2,494,499  | 896,620    | 512,200   |
| 12      | 53,122,854  | 3,920,619  | 6,279,486  | 10,887,275  | 1,908,972  | 2,980,977    | 3,074,843  | 1,106,283  | 556,007   |
| 2024. 1 | 54,441,200  | 3,752,928  | 6,136,084  | 12,394,182  | 1,516,714  | 2,662,661    | 3,305,739  | 1,335,823  | 595,575   |
| 2       | 48,145,771  | 3,721,714  | 5,612,040  | 9,412,816   | 1,730,590  | 2,367,707    | 2,336,518  | 1,052,903  | 545,072   |
| 3       | 52,334,598  | 4,386,318  | 5,973,454  | 11,401,252  | 1,814,825  | 2,608,253    | 2,393,609  | 1,025,579  | 698,095   |
| 4       | 54,749,920  | 4,128,159  | 6,011,795  | 12,420,435  | 1,949,805  | 2,842,655    | 2,964,439  | 1,060,882  | 630,791   |
| 5       | 53,139,337  | 3,443,088  | 6,371,207  | 12,286,653  | 1,976,489  | 3,041,728    | 2,270,675  | 1,084,273  | 424,014   |
| 6       | 49,064,463  | 3,507,526  | 5,493,498  | 10,936,441  | 2,054,699  | 2,406,085    | 2,367,498  | 815,199    | 585,905   |
| 7       | 53,850,932  | 4,107,578  | 7,915,330  | 11,942,424  | 1,974,534  | 2,763,883    | 1,875,284  | 954,310    | 553,663   |
| 8       | 54,069,798  | 3,915,067  | 6,256,328  | 11,483,436  | 1,838,936  | 2,563,329    | 2,748,980  | 1,203,167  | 517,840   |
| 9       | 52,118,965  | 4,086,944  | 5,461,625  | 11,220,168  | 1,890,265  | 2,587,620    | 2,396,791  | 1,110,882  | 685,914   |

|         | Italy     | Malaysia   | France    | Taiwan     | Vietnam    | United Kingdom | 가<br>Singapore | Iran      | Russia     |
|---------|-----------|------------|-----------|------------|------------|----------------|----------------|-----------|------------|
| 2017    | 5,695,573 | 8,714,718  | 5,745,778 | 18,072,988 | 16,176,992 | 6,319,224      | 8,904,693      | 7,989,300 | 12,039,530 |
| 2018    | 6,302,771 | 10,205,684 | 5,879,163 | 16,738,374 | 19,643,385 | 6,809,491      | 7,974,345      | 4,090,548 | 17,504,050 |
| 2019    | 6,449,282 | 9,279,940  | 5,834,602 | 15,717,684 | 21,071,557 | 4,168,905      | 6,660,476      | 2,134,329 | 14,566,507 |
| 2020    | 6,650,955 | 8,892,564  | 5,880,861 | 17,837,013 | 20,578,589 | 4,370,370      | 8,437,992      | 8,605     | 10,630,194 |
| 2021    | 8,005,754 | 10,456,180 | 6,642,005 | 23,485,813 | 23,965,707 | 5,809,621      | 10,691,293     | 5,690     | 17,356,692 |
| 2022    | 8,356,299 | 15,249,061 | 7,703,991 | 28,274,594 | 26,724,717 | 5,775,250      | 10,347,783     | 11,111    | 14,817,362 |
| 2023    | 8,330,534 | 15,237,142 | 8,065,561 | 24,370,640 | 25,941,782 | 5,147,813      | 11,178,605     | 3,723     | 8,891,986  |
| 2023. 9 | 609,814   | 1,130,890  | 691,847   | 1,961,989  | 2,255,614  | 309,839        | 803,279        | 188       | 627,670    |
| 10      | 635,275   | 1,286,527  | 799,799   | 2,168,182  | 2,266,382  | 579,909        | 880,185        | 299       | 596,107    |
| 11      | 730,167   | 1,247,293  | 561,171   | 2,068,737  | 1,994,822  | 594,997        | 851,918        | 232       | 613,765    |
| 12      | 611,014   | 1,344,332  | 804,515   | 1,936,033  | 2,105,050  | 371,604        | 797,607        | 650       | 681,573    |
| 2024. 1 | 664,910   | 1,365,251  | 588,114   | 2,196,643  | 2,653,586  | 258,010        | 984,064        | 757       | 531,514    |
| 2       | 602,592   | 1,115,519  | 543,999   | 2,191,481  | 2,127,242  | 540,150        | 795,992        | 421       | 602,404    |
| 3       | 735,584   | 1,061,566  | 613,285   | 2,129,157  | 2,313,727  | 463,335        | 879,619        | 722       | 556,323    |
| 4       | 688,810   | 1,027,005  | 640,413   | 2,298,344  | 2,249,652  | 369,508        | 861,322        | 426       | 528,149    |
| 5       | 632,058   | 1,015,389  | 615,623   | 2,791,949  | 2,039,034  | 271,646        | 887,763        | 941       | 619,671    |
| 6       | 659,543   | 1,133,802  | 733,314   | 2,175,063  | 2,199,927  | 413,422        | 671,150        | 255       | 453,705    |
| 7       | 701,124   | 1,049,203  | 646,513   | 2,554,275  | 2,491,911  | 381,078        | 914,990        | 1,209     | 502,710    |
| 8       | 583,115   | 1,259,000  | 807,414   | 2,572,892  | 2,589,500  | 350,790        | 911,310        | 1,224     | 896,952    |
| 9       | 599,378   | 1,044,738  | 536,536   | 2,899,272  | 2,447,726  | 482,641        | 816,030        | 1,560     | 591,683    |

: 1) 2023  
:Note: 1) Since 2023, figures are preliminary.  
Source: The Korea International Trade Association.

3. ( )<sup>1)</sup>

: 1,000

|         | United Arab Emirates | Brazil      | Switzerland | Kuwait     | Netherlands | Oman      | South Africa | Chile            |
|---------|----------------------|-------------|-------------|------------|-------------|-----------|--------------|------------------|
| 2017    | 9,557,058            | 3,702,337   | 2,734,694   | 9,593,955  | 6,141,584   | 2,333,294 | 2,308,884    | 3,803,895        |
| 2018    | 9,287,378            | 3,908,060   | 3,037,455   | 12,794,285 | 6,896,946   | 2,775,072 | 2,356,475    | 4,474,551        |
| 2019    | 8,991,147            | 4,295,597   | 2,979,725   | 10,771,088 | 4,195,815   | 2,675,102 | 2,185,675    | 3,959,509        |
| 2020    | 5,692,741            | 4,237,366   | 2,748,948   | 5,827,875  | 6,229,994   | 2,176,821 | 1,692,102    | 3,543,256        |
| 2021    | 7,318,737            | 6,621,717   | 3,360,381   | 8,253,946  | 9,163,078   | 3,000,551 | 2,620,975    | 4,859,460        |
| 2022    | 15,492,751           | 7,930,236   | 3,243,517   | 12,401,897 | 8,130,459   | 5,306,465 | 3,769,503    | 6,801,722        |
| 2023    | 16,422,761           | 6,724,277   | 3,235,614   | 9,658,962  | 8,061,948   | 5,365,275 | 3,489,441    | 7,572,012        |
| 2023. 9 | 1,862,813            | 637,345     | 273,498     | 849,530    | 801,869     | 338,166   | 349,098      | 578,348          |
| 10      | 1,453,031            | 686,141     | 273,292     | 1,001,021  | 418,656     | 231,968   | 248,541      | 509,949          |
| 11      | 1,463,943            | 383,632     | 245,903     | 740,365    | 457,020     | 561,675   | 163,515      | 445,607          |
| 12      | 1,540,092            | 494,994     | 289,170     | 660,489    | 927,417     | 514,441   | 231,472      | 422,182          |
| 2024. 1 | 1,875,973            | 680,255     | 278,859     | 803,128    | 288,481     | 472,303   | 221,251      | 281,880          |
| 2       | 1,376,922            | 661,156     | 261,337     | 890,079    | 564,398     | 518,700   | 288,087      | 544,501          |
| 3       | 1,822,422            | 450,516     | 283,539     | 652,287    | 692,094     | 392,103   | 162,342      | 450,252          |
| 4       | 2,008,028            | 648,981     | 354,204     | 632,366    | 468,450     | 604,580   | 200,413      | 398,252          |
| 5       | 1,282,805            | 653,536     | 288,609     | 755,776    | 539,532     | 506,990   | 298,644      | 572,428          |
| 6       | 1,633,164            | 283,154     | 272,672     | 677,517    | 721,367     | 373,638   | 174,396      | 414,839          |
| 7       | 1,254,938            | 627,055     | 323,690     | 651,817    | 264,045     | 362,362   | 126,363      | 421,309          |
| 8       | 1,477,651            | 413,139     | 264,086     | 1,021,990  | 394,460     | 506,465   | 138,102      | 357,951          |
| 9       | 1,335,508            | 652,951     | 270,590     | 664,072    | 1,178,921   | 511,775   | 200,648      | 488,252          |
|         |                      |             |             |            |             |           |              |                  |
|         | Belgium              | Philippines | Finland     | Denmark    | Ecuador     | Austria   | Qatar        | Papua New Guinea |
| 2017    | 1,273,459            | 3,702,312   | 975,347     | 720,580    | 127,803     | 1,615,096 | 11,267,090   | 195,473          |
| 2018    | 1,496,229            | 3,569,396   | 1,348,951   | 793,020    | 116,893     | 1,810,162 | 16,293,627   | 319,036          |
| 2019    | 1,322,555            | 3,658,008   | 1,116,595   | 892,900    | 250,479     | 1,553,388 | 13,036,553   | 383,272          |
| 2020    | 1,551,780            | 3,085,957   | 849,481     | 935,779    | 90,561      | 1,627,717 | 7,562,141    | 535,714          |
| 2021    | 3,424,156            | 3,893,738   | 881,614     | 1,069,554  | 207,462     | 1,964,429 | 11,611,066   | 689,971          |
| 2022    | 3,129,903            | 5,177,612   | 1,166,329   | 1,056,141  | 210,303     | 2,172,558 | 16,567,203   | 1,684,405        |
| 2023    | 1,944,251            | 4,645,089   | 995,637     | 1,019,994  | 196,087     | 1,916,298 | 14,998,929   | 1,033,739        |
| 2023. 9 | 350,317              | 320,073     | 67,846      | 78,650     | 5,185       | 106,108   | 1,491,487    | 13,026           |
| 10      | 123,608              | 410,277     | 63,431      | 69,670     | 5,000       | 132,543   | 939,418      | 53,666           |
| 11      | 115,632              | 402,983     | 55,712      | 84,394     | 5,084       | 114,194   | 803,043      | 12,601           |
| 12      | 113,420              | 373,077     | 68,510      | 90,131     | 3,657       | 128,950   | 1,058,792    | 83,191           |
| 2024. 1 | 107,023              | 396,619     | 80,998      | 78,664     | 4,880       | 77,826    | 1,195,137    | 76,745           |
| 2       | 112,104              | 394,329     | 54,631      | 75,832     | 91,637      | 77,502    | 1,147,419    | 12,937           |
| 3       | 103,800              | 416,479     | 65,450      | 86,050     | 8,058       | 145,369   | 1,081,927    | 40,426           |
| 4       | 111,234              | 461,088     | 79,391      | 83,157     | 8,716       | 144,313   | 1,494,803    | 62,961           |
| 5       | 171,566              | 353,790     | 56,374      | 107,774    | 11,902      | 152,950   | 1,149,800    | 52,039           |
| 6       | 106,355              | 312,218     | 65,519      | 91,447     | 13,695      | 152,692   | 1,255,795    | 70,463           |
| 7       | 102,377              | 378,534     | 74,983      | 109,147    | 13,731      | 97,850    | 1,173,386    | 60,738           |
| 8       | 101,503              | 355,919     | 68,963      | 103,172    | 97,868      | 140,664   | 1,212,987    | 90,617           |
| 9       | 277,357              | 377,647     | 71,457      | 156,285    | 8,289       | 121,840   | 1,039,801    | 121,386          |

: 1) 2023

:

3. Imports by Principal Country (Cont'd) <sup>1)</sup>

In thousand U.S. dollars

| Spain     | New Zealand | Hong Kong | Thailand  | Sweden    | Panama    | India     | Yemen     |         |
|-----------|-------------|-----------|-----------|-----------|-----------|-----------|-----------|---------|
| 1,953,078 | 1,214,212   | 1,879,331 | 5,204,674 | 1,761,643 | 141,295   | 4,947,847 | 43,089    | 2017    |
| 2,504,152 | 1,380,038   | 1,997,322 | 5,582,443 | 1,861,577 | 153,026   | 5,884,707 | 53,330    | 2018    |
| 2,651,355 | 1,299,866   | 1,779,542 | 5,317,602 | 1,744,362 | 86,767    | 5,565,259 | 43,173    | 2019    |
| 1,929,173 | 1,181,683   | 1,540,394 | 5,196,533 | 1,722,632 | 271,541   | 4,900,726 | 39,946    | 2020    |
| 2,407,228 | 1,541,083   | 2,247,389 | 7,014,746 | 2,047,238 | 457,945   | 8,056,034 | 48,370    | 2021    |
| 2,590,359 | 1,856,416   | 1,877,605 | 7,876,692 | 1,942,882 | 593,492   | 8,897,104 | 56,531    | 2022    |
| 2,491,014 | 1,740,477   | 1,831,871 | 7,366,589 | 2,098,577 | 329,359   | 6,728,362 | 36,463    | 2023    |
| 177,866   | 145,497     | 158,123   | 563,927   | 210,195   | 23,845    | 552,159   | 2,266     | 9. 2023 |
| 163,818   | 154,948     | 193,224   | 567,663   | 166,730   | 3,078     | 598,427   | 3,109     | 10      |
| 178,642   | 136,857     | 183,056   | 536,154   | 139,770   | 23,527    | 603,715   | 4,083     | 11      |
| 282,638   | 116,687     | 130,152   | 579,304   | 206,270   | 29,112    | 540,284   | 2,672     | 12      |
| 187,001   | 152,996     | 189,115   | 551,815   | 126,788   | 12,569    | 544,119   | 1,982     | 1. 2024 |
| 165,723   | 138,876     | 223,006   | 554,572   | 149,403   | 3,776     | 557,504   | 4,126     | 2       |
| 200,770   | 103,374     | 291,266   | 601,629   | 198,428   | 2,630     | 496,522   | 1,687     | 3       |
| 246,377   | 202,421     | 376,290   | 635,068   | 131,978   | 1,995     | 519,975   | 1,995     | 4       |
| 202,936   | 145,096     | 141,276   | 608,548   | 174,533   | 1,836     | 478,528   | 6,270     | 5       |
| 207,280   | 165,726     | 91,440    | 620,308   | 182,978   | 1,581     | 518,557   | 3,013     | 6       |
| 234,578   | 153,190     | 103,876   | 683,546   | 165,846   | 16,095    | 570,861   | 3,536     | 7       |
| 210,937   | 140,619     | 235,633   | 618,160   | 144,191   | 19,606    | 585,577   | 3,588     | 8       |
| 228,086   | 103,428     | 102,208   | 571,620   | 182,617   | 50,952    | 428,203   | 5,075     | 9       |
| Pakistan  | Mexico      | Ireland   | Bahrain   | Egypt     | Israel    | Norway    | Türkiye   |         |
| 317,443   | 4,407,479   | 1,148,370 | 393,886   | 89,643    | 1,167,007 | 1,287,844 | 781,802   | 2017    |
| 379,953   | 5,090,068   | 1,171,924 | 562,955   | 312,645   | 1,271,467 | 1,629,754 | 1,188,879 | 2018    |
| 418,831   | 6,159,866   | 1,188,611 | 513,918   | 282,013   | 901,205   | 1,325,357 | 1,189,057 | 2019    |
| 226,223   | 6,355,879   | 1,145,314 | 419,215   | 345,511   | 1,077,747 | 1,543,968 | 1,317,083 | 2020    |
| 328,171   | 7,888,878   | 1,209,110 | 673,762   | 646,127   | 1,600,025 | 2,918,614 | 1,237,118 | 2021    |
| 487,122   | 8,577,372   | 1,377,224 | 914,397   | 1,691,309 | 1,603,364 | 1,954,243 | 1,389,347 | 2022    |
| 257,411   | 7,630,719   | 1,456,639 | 499,422   | 630,378   | 1,542,813 | 1,363,639 | 1,438,599 | 2023    |
| 14,431    | 818,705     | 109,124   | 87,003    | 5,916     | 86,907    | 78,281    | 122,710   | 9. 2023 |
| 21,358    | 564,996     | 131,840   | 59,247    | 6,868     | 78,658    | 81,457    | 127,096   | 10      |
| 28,878    | 538,425     | 130,767   | 75,270    | 7,582     | 81,552    | 96,884    | 141,156   | 11      |
| 16,908    | 766,125     | 142,793   | 15,809    | 4,983     | 110,017   | 112,422   | 94,465    | 12      |
| 28,211    | 761,454     | 95,349    | 12,998    | 58,402    | 120,288   | 101,698   | 132,749   | 1. 2024 |
| 29,547    | 417,448     | 108,383   | 20,543    | 88,466    | 111,069   | 144,520   | 82,503    | 2       |
| 19,350    | 426,682     | 168,754   | 18,120    | 4,967     | 89,885    | 99,655    | 112,346   | 3       |
| 43,341    | 633,707     | 97,867    | 56,422    | 5,957     | 108,919   | 103,151   | 134,792   | 4       |
| 23,454    | 662,430     | 155,010   | 10,626    | 4,666     | 102,743   | 119,541   | 97,090    | 5       |
| 23,341    | 526,669     | 88,051    | 46,038    | 4,360     | 95,753    | 89,732    | 118,296   | 6       |
| 19,338    | 880,403     | 115,519   | 59,210    | 6,932     | 89,216    | 96,284    | 95,804    | 7       |
| 15,932    | 730,040     | 157,808   | 23,914    | 5,127     | 118,846   | 160,103   | 121,759   | 8       |
| 29,533    | 529,796     | 120,329   | 45,046    | 5,466     | 96,924    | 90,980    | 103,817   | 9       |

Note: 1) Since 2023, figures are preliminary.

Source: The Korea International Trade Association.

## 4.

1)

「 4 FOB, CIF 가  
SITC」

HS

: 100

|         | Total     | Food and live animals | Beverages and tobacco | ( )<br>Crude materials, inedible<br>(except fuels) | Mineral fuels, lubricants<br>and related materials |
|---------|-----------|-----------------------|-----------------------|--|--|
| 2017    | 573,694.4 | 5,368.0               | 1,971.5               | 6,497.4  | 36,401.0   |
| 2018    | 604,859.7 | 5,697.1               | 1,778.2               | 7,075.4  | 47,989.1   |
| 2019    | 542,232.6 | 5,999.3               | 1,780.3               | 6,347.4  | 42,178.9   |
| 2020    | 512,498.0 | 6,413.9               | 1,784.5               | 6,155.0  | 25,443.6   |
| 2021    | 644,400.4 | 7,545.2               | 1,777.9               | 9,341.8  | 40,011.9   |
| 2022    | 683,584.8 | 7,892.8               | 1,873.2               | 8,834.2  | 64,751.2   |
| 2023    | 632,225.8 | 8,062.0               | 2,021.1               | 7,973.7  | 54,042.1   |
| 2023. 9 | 54,650.7  | 661.6                 | 169.7                 | 687.9  | 5,130.7  |
| 10      | 54,990.0  | 707.1                 | 179.0                 | 634.9  | 5,334.1  |
| 11      | 55,561.1  | 775.6                 | 168.3                 | 598.8  | 4,668.2  |
| 12      | 57,573.2  | 716.4                 | 145.0                 | 706.7  | 4,641.5  |
| 2024. 1 | 54,762.1  | 668.5                 | 138.0                 | 649.5  | 4,965.0  |
| 2       | 52,114.1  | 642.1                 | 160.6                 | 626.5  | 4,589.5  |
| 3       | 56,520.8  | 675.8                 | 176.4                 | 636.0  | 4,879.8  |
| 4       | 56,149.6  | 752.1                 | 203.5                 | 677.7  | 4,524.0  |
| 5       | 58,012.8  | 708.1                 | 183.7                 | 671.8  | 4,762.9  |
| 6       | 57,349.6  | 645.9                 | 201.9                 | 680.9  | 3,866.8  |
| 7       | 57,256.7  | 711.3                 | 219.4                 | 678.6  | 4,686.0  |
| 8       | 57,729.7  | 683.9                 | 182.7                 | 627.5  | 4,643.2  |
| 9       | 58,774.9  | 684.4                 | 198.9                 | 707.4  | 4,213.6  |
| 2017    | 478,478.3 | 24,556.6              | 1,327.2               | 28,638.2   | 109,952.9  |
| 2018    | 535,202.4 | 27,204.5              | 1,558.4               | 31,193.5   | 146,953.2  |
| 2019    | 503,342.9 | 27,382.8              | 1,348.5               | 29,993.3   | 127,340.9  |
| 2020    | 467,632.8 | 27,554.6              | 1,343.7               | 28,928.9   | 86,562.9   |
| 2021    | 615,093.4 | 32,592.9              | 1,597.9               | 42,944.9   | 137,572.2  |
| 2022    | 731,369.7 | 37,807.5              | 1,781.3               | 41,508.6   | 218,678.7  |
| 2023    | 642,572.1 | 34,942.7              | 1,791.8               | 35,408.7   | 171,354.4  |
| 2023. 9 | 50,972.5  | 2,663.3               | 134.8                 | 3,072.3  | 13,601.7   |
| 10      | 53,440.6  | 2,768.7               | 153.7                 | 2,710.5  | 14,288.4   |
| 11      | 51,997.8  | 2,841.4               | 136.7                 | 2,803.3  | 14,282.1   |
| 12      | 53,122.9  | 2,762.2               | 133.3                 | 2,786.3  | 15,606.7   |
| 2024. 1 | 54,441.2  | 3,238.3               | 154.2                 | 2,968.6  | 15,680.9   |
| 2       | 48,145.8  | 2,521.2               | 155.7                 | 2,489.3  | 13,923.6   |
| 3       | 52,334.6  | 2,908.8               | 147.4                 | 2,497.7  | 13,208.7   |
| 4       | 54,749.9  | 3,119.8               | 161.6                 | 3,057.4  | 14,447.3   |
| 5       | 53,139.3  | 2,957.4               | 152.7                 | 3,152.3  | 13,863.0   |
| 6       | 49,064.5  | 2,711.9               | 133.5                 | 2,799.1  | 12,244.2   |
| 7       | 53,850.9  | 2,933.1               | 148.3                 | 3,125.4  | 13,057.5   |
| 8       | 54,069.8  | 2,785.1               | 137.6                 | 2,830.8  | 14,822.6   |
| 9       | 52,119.0  | 2,605.6               | 135.8                 | 3,024.2  | 12,466.7   |

: 1) 2023

:

## 4. Exports and Imports by Item <sup>1)</sup>

Statistical counting is based on a date when imports and exports are registered. The valuation methods of FOB and CIF were used for exports and imports, respectively, which include exports or imports without exchange. Any goods that can be classified under HS is covered, which excludes monetary gold, gold bullion coins, etc. The SITC Rev. 4 was used to prepare data related to goods.

In million U.S dollars

| Animal and vegetable oils, fats and waxes | Chemicals and related products, n.e.s. | Manufactured goods classified chiefly by material | Machinery and transport equipment | Miscellaneous manufactured articles | Commodities and transactions not classified elsewhere in the SKTC |         |
|---|--|---|-----------------------------------|-------------------------------------|---|---------|
| Exports                                   |  |   |                                   |                                     |   |         |
| 78.6                                      | 70,511.6                               | 71,749.1  | 338,485.9                         | 41,908.6                            | 722.7   | 2017    |
| 61.4                                      | 80,688.1                               | 73,907.4  | 345,362.4                         | 41,597.6                            | 702.9   | 2018    |
| 67.4                                      | 74,006.8                               | 68,639.6  | 305,237.8                         | 36,933.2                            | 1,041.9   | 2019    |
| 89.9                                      | 74,197.8                               | 61,892.5  | 293,143.1                         | 41,493.7                            | 1,884.0   | 2020    |
| 109.2                                     | 101,027.9                              | 79,570.5  | 355,978.3                         | 48,221.1                            | 816.6   | 2021    |
| 126.2                                     | 106,193.4                              | 81,985.0  | 346,892.9                         | 63,621.5                            | 1,414.3   | 2022    |
| 144.6                                     | 95,226.5                               | 73,808.3  | 337,843.0                         | 51,459.3                            | 1,645.1   | 2023    |
| 27.1                                      | 7,995.5                                | 5,967.1   | 29,230.9                          | 4,718.0                             | 62.3  | 9. 2023 |
| 13.4                                      | 7,362.7                                | 5,678.1   | 29,948.4                          | 5,016.1                             | 116.3   | 10      |
| 21.1                                      | 7,682.5                                | 5,816.3   | 30,969.2                          | 4,775.5                             | 85.6  | 11      |
| 11.1                                      | 7,504.2                                | 5,813.5   | 33,495.7                          | 4,471.7                             | 67.5  | 12      |
| 4.2                                       | 7,932.0                                | 5,957.7   | 30,061.4                          | 4,294.2                             | 91.5  | 1. 2024 |
| 11.4                                      | 7,744.8                                | 5,696.1   | 28,686.3                          | 3,877.7                             | 79.0  | 2       |
| 12.3                                      | 7,881.9                                | 5,963.8   | 31,791.7                          | 4,417.7                             | 85.6  | 3       |
| 9.7                                       | 8,417.3                                | 6,082.8   | 30,612.8                          | 4,726.1                             | 143.5   | 4       |
| 16.2                                      | 8,120.3                                | 6,449.3   | 32,092.1                          | 4,811.9                             | 196.5   | 5       |
| 20.0                                      | 7,730.8                                | 5,871.5   | 33,007.8                          | 5,193.1                             | 130.9   | 6       |
| 32.2                                      | 8,083.5                                | 6,374.8   | 30,887.8                          | 5,371.9                             | 211.2   | 7       |
| 22.1                                      | 7,961.5                                | 6,030.4   | 31,711.7                          | 5,714.7                             | 152.0   | 8       |
| 22.4                                      | 7,597.7                                | 5,853.2   | 33,314.9                          | 6,070.7                             | 111.8   | 9       |
| Imports                                   |  |   |                                   |                                     |   |         |
| 1,169.7                                   | 48,753.9                               | 50,782.7  | 162,673.2                         | 48,354.4                            | 2,269.4   | 2017    |
| 1,174.0                                   | 55,153.5                               | 51,957.1  | 166,174.5                         | 52,726.6                            | 1,107.1   | 2018    |
| 1,191.0                                   | 52,064.6                               | 50,493.8  | 162,641.6                         | 49,819.5                            | 1,066.8   | 2019    |
| 1,299.1                                   | 51,007.6                               | 45,886.3  | 173,584.8                         | 50,424.1                            | 1,041.0   | 2020    |
| 2,136.1                                   | 65,649.7                               | 62,616.8  | 207,492.7                         | 59,785.6                            | 2,704.7   | 2021    |
| 2,573.8                                   | 75,968.1                               | 64,100.5  | 221,751.5                         | 66,022.0                            | 1,177.8   | 2022    |
| 2,029.0                                   | 70,857.4                               | 57,066.3  | 205,463.8                         | 62,631.8                            | 1,026.3   | 2023    |
| 139.1                                     | 5,773.8                                | 4,295.7   | 15,892.4                          | 5,275.4                             | 124.1   | 9. 2023 |
| 187.6                                     | 5,474.2                                | 4,480.6   | 17,872.0                          | 5,380.4                             | 124.4   | 10      |
| 144.6                                     | 5,302.8                                | 4,529.6   | 16,842.7                          | 4,990.9                             | 123.7   | 11      |
| 235.1                                     | 5,172.3                                | 4,340.1   | 17,004.2                          | 4,958.9                             | 123.8   | 12      |
| 125.8                                     | 5,213.7                                | 4,722.1   | 16,801.6                          | 5,382.5                             | 153.4   | 1. 2024 |
| 139.8                                     | 4,618.0                                | 4,142.1   | 15,565.1                          | 4,503.5                             | 87.5  | 2       |
| 163.7                                     | 5,744.9                                | 4,826.1   | 17,538.0                          | 5,081.3                             | 218.0   | 3       |
| 182.2                                     | 5,385.6                                | 5,112.1   | 17,557.5                          | 5,297.4                             | 429.0   | 4       |
| 167.6                                     | 5,518.1                                | 5,095.0   | 17,201.6                          | 4,892.8                             | 138.9   | 5       |
| 155.4                                     | 4,900.3                                | 4,500.3   | 16,785.2                          | 4,734.2                             | 100.5   | 6       |
| 158.8                                     | 5,353.6                                | 4,777.4   | 18,645.6                          | 5,524.9                             | 126.3   | 7       |
| 171.9                                     | 5,428.1                                | 4,661.6   | 17,398.3                          | 5,504.8                             | 329.0   | 8       |
| 142.3                                     | 5,139.9                                | 4,395.0   | 18,367.3                          | 5,660.1                             | 182.1   | 9       |

Note: 1) Since 2023, figures are preliminary.

Source: The Korea International Trade Association.

## 5.

1)2)

: 100

|       | Current account | Balance of goods |           | Imports   | Balance of services |           |           | Balance of primary income | Balance of secondary income |          |
|-------|-----------------|------------------|-----------|-----------|---------------------|-----------|-----------|---------------------------|-----------------------------|----------|
|       |                 | Exports          |           |           |                     | Credit    | Debit     |                           |                             |          |
| 2010  | 27,950.5        | 47,932.3         | 463,834.7 | 415,902.4 | -13,972.8           | 82,948.7  | 96,921.5  | -692.5                    | -5,316.5                    |          |
| 2011  | 16,638.2        | 28,014.3         | 587,213.0 | 559,198.7 | -12,056.5           | 90,559.7  | 102,616.2 | 5,396.0                   | -4,715.6                    |          |
| 2012  | 48,790.6        | 48,589.3         | 603,664.8 | 555,075.5 | -5,057.5            | 103,134.3 | 108,191.8 | 10,732.9                  | -5,474.1                    |          |
| 2013  | 77,258.9        | 80,259.0         | 618,393.3 | 538,134.3 | -6,328.8            | 103,324.2 | 109,653.0 | 7,518.0                   | -4,189.3                    |          |
| 2014  | 83,029.6        | 86,145.0         | 613,396.5 | 527,251.5 | -3,290.1            | 111,902.3 | 115,192.4 | 5,159.4                   | -4,984.7                    |          |
| 2015  | 105,118.6       | 120,275.0        | 543,082.5 | 422,807.5 | -14,625.8           | 97,498.6  | 112,124.4 | 4,454.6                   | -4,985.2                    |          |
| 2016  | 97,923.7        | 116,461.7        | 511,926.1 | 395,464.4 | -17,338.4           | 94,809.1  | 112,147.5 | 4,567.1                   | -5,766.7                    |          |
| 2017  | 75,230.9        | 113,592.9        | 580,310.2 | 466,717.3 | -36,734.1           | 89,701.3  | 126,435.4 | 5,336.9                   | -6,964.8                    |          |
| 2018  | 77,466.5        | 110,086.8        | 626,266.5 | 516,179.7 | -29,369.4           | 103,677.5 | 133,046.9 | 4,901.9                   | -8,152.8                    |          |
| 2019  | 59,676.1        | 79,812.1         | 556,667.9 | 476,855.8 | -26,845.3           | 103,838.9 | 130,684.2 | 12,856.0                  | -6,146.7                    |          |
| 2020  | 75,902.2        | 80,604.8         | 517,909.3 | 437,304.5 | -14,670.1           | 89,595.7  | 104,265.8 | 13,486.9                  | -3,519.4                    |          |
| 2021  | 85,228.2        | 75,730.9         | 649,475.2 | 573,744.3 | -5,286.7            | 119,948.5 | 125,235.2 | 19,444.9                  | -4,660.9                    |          |
| 2022  | 25,828.6        | 15,620.0         | 694,324.1 | 678,704.1 | -7,253.1            | 131,636.8 | 138,889.9 | 20,347.1                  | -2,885.4                    |          |
| 2023  | 35,488.2        | 34,092.4         | 645,048.1 | 610,955.7 | -25,660.0           | 124,486.0 | 150,146.0 | 31,605.3                  | -4,549.5                    |          |
| 2022. | 8               | -4,102.9         | -3,891.9  | 57,493.0  | 61,384.9            | -1,541.3  | 11,865.0  | 13,406.3                  | 1,444.6                     | -114.3   |
|       | 9               | 1,861.6          | 950.4     | 57,359.6  | 56,409.2            | -1,084.4  | 9,904.0   | 10,988.4                  | 2,415.3                     | -419.7   |
|       | 10              | 762.4            | -850.0    | 53,757.6  | 54,607.6            | -138.4    | 10,357.2  | 10,495.6                  | 1,688.2                     | 62.6     |
|       | 11              | -1,323.6         | -1,005.4  | 52,849.2  | 53,854.6            | -735.5    | 10,461.5  | 11,197.0                  | 567.0                       | -149.7   |
|       | 12              | 2,307.1          | -455.1    | 55,748.0  | 56,203.1            | -2,607.6  | 11,116.4  | 13,724.0                  | 5,613.2                     | -243.4   |
| 2023. | 1               | -4,204.8         | -7,349.7  | 48,128.8  | 55,478.5            | -3,357.8  | 9,249.8   | 12,607.6                  | 6,669.5                     | -166.8   |
|       | 2               | -1,325.9         | -1,250.4  | 50,662.8  | 51,913.2            | -2,263.1  | 9,874.7   | 12,137.8                  | 2,503.2                     | -315.6   |
|       | 3               | -429.4           | -1,181.0  | 56,582.6  | 57,763.6            | -1,970.5  | 9,991.2   | 11,961.7                  | 3,080.3                     | -358.2   |
|       | 4               | -1,372.7         | 612.5     | 49,284.7  | 48,672.2            | -1,165.0  | 9,759.6   | 10,924.6                  | -742.5                      | -77.7    |
|       | 5               | 2,300.8          | 1,883.6   | 53,055.4  | 51,171.8            | -907.6    | 11,487.2  | 12,394.8                  | 1,719.2                     | -394.4   |
|       | 6               | 6,177.8          | 3,913.3   | 54,133.0  | 50,219.7            | -2,638.4  | 10,374.8  | 13,013.2                  | 5,258.5                     | -355.6   |
|       | 7               | 4,113.9          | 4,427.5   | 50,247.2  | 45,819.7            | -2,572.1  | 10,172.3  | 12,744.4                  | 3,356.3                     | -1,097.8 |
|       | 8               | 5,412.7          | 5,201.4   | 53,668.9  | 48,467.5            | -1,549.5  | 11,010.6  | 12,560.1                  | 1,879.0                     | -118.2   |
|       | 9               | 6,072.7          | 7,486.3   | 56,102.5  | 48,616.2            | -3,209.9  | 9,163.7   | 12,373.6                  | 2,180.4                     | -384.1   |
|       | 10              | 7,437.8          | 5,433.3   | 57,779.9  | 52,346.6            | -1,279.8  | 11,035.3  | 12,315.1                  | 3,358.5                     | -74.2    |
|       | 11              | 3,890.7          | 6,878.2   | 56,398.4  | 49,520.2            | -2,210.9  | 10,973.7  | 13,184.6                  | -116.6                      | -660.0   |
|       | 12              | 7,414.6          | 8,037.4   | 59,003.9  | 50,966.5            | -2,535.4  | 11,393.1  | 13,928.5                  | 2,459.5                     | -546.9   |
| 2024. | 1               | 3,045.7          | 4,240.4   | 55,224.2  | 50,983.8            | -2,656.8  | 10,983.6  | 13,640.4                  | 1,616.0                     | -153.9   |
|       | 2               | 6,858.3          | 6,607.9   | 52,162.0  | 45,554.1            | -1,773.0  | 11,062.2  | 12,835.2                  | 2,439.5                     | -416.1   |
|       | 3               | 6,931.4          | 8,092.6   | 58,273.4  | 50,180.8            | -2,431.3  | 10,492.1  | 12,923.4                  | 1,827.3                     | -557.2   |
|       | 4               | -285.2           | 5,111.4   | 58,172.6  | 53,061.2            | -1,663.9  | 11,208.9  | 12,872.8                  | -3,370.6                    | -362.1   |
|       | 5               | 8,922.5          | 8,751.5   | 58,953.5  | 50,202.0            | -1,285.6  | 12,025.1  | 13,310.7                  | 1,764.3                     | -307.7   |
|       | 6               | 12,563.8         | 11,741.8  | 58,991.5  | 47,249.7            | -1,596.5  | 11,208.4  | 12,804.9                  | 2,712.0                     | -293.5   |
|       | 7               | 8,966.0          | 8,328.5   | 58,448.8  | 50,120.3            | -2,378.4  | 11,874.2  | 14,252.6                  | 3,146.5                     | -130.6   |
|       | 8               | 6,595.3          | 6,593.8   | 57,452.9  | 50,859.1            | -1,231.7  | 12,803.5  | 14,035.2                  | 1,690.2                     | -457.0   |

: 1) (BPM6) (가 , )

2) 2023

3) ( 가 (+), (-))

:

5. Balance of Payments <sup>1)2)</sup>

In million U.S. dollars

| Financial account | 3)                |                      |  |                  |                |        | Capital account |  |
|-------------------|-------------------|----------------------|--|------------------|----------------|--------|-----------------|--|
|                   | Direct investment | Portfolio investment | ( )<br>Financial derivatives, Net assets | Other investment | Reserve assets |        |                 |  |
| 21,520.5          | 18,724.2          | -42,364.7            | -828.9                                   | 19,019.3         | 26,970.6       | -63.2  | 2010            |  |
| 22,920.3          | 19,874.7          | -13,142.7            | 1,031.3                                  | 1,204.2          | 13,952.8       | -112.0 | 2011            |  |
| 48,389.3          | 21,102.8          | -6,747.8             | -2,627.8                                 | 23,477.6         | 13,184.5       | -41.7  | 2012            |  |
| 78,539.3          | 15,551.2          | 9,344.5              | -4,410.3                                 | 41,757.8         | 16,296.1       | -27.0  | 2013            |  |
| 86,507.8          | 18,724.9          | 30,608.9             | -3,826.9                                 | 23,115.1         | 17,885.8       | -8.9   | 2014            |  |
| 102,957.2         | 19,583.0          | 49,529.8             | 1,791.3                                  | 20,000.5         | 12,052.6       | -60.2  | 2015            |  |
| 99,925.3          | 17,785.2          | 66,970.2             | -3,440.1                                 | 10,994.8         | 7,615.2        | -46.2  | 2016            |  |
| 84,516.4          | 16,156.5          | 57,853.0             | -8,253.3                                 | 14,403.1         | 4,357.1        | -26.8  | 2017            |  |
| 76,473.4          | 26,037.8          | 47,420.7             | -1,502.4                                 | -12,978.4        | 17,495.7       | 316.7  | 2018            |  |
| 59,026.9          | 25,604.7          | 42,377.0             | 6,233.2                                  | -16,654.2        | 1,466.2        | -169.3 | 2019            |  |
| 81,382.7          | 26,067.5          | 41,744.8             | 4,871.3                                  | -8,692.4         | 17,391.5       | -386.3 | 2020            |  |
| 78,490.6          | 43,940.2          | 19,361.2             | -59.4                                    | 400.1            | 14,848.5       | -155.3 | 2021            |  |
| 27,062.5          | 40,754.3          | 25,825.9             | 7,441.1                                  | -19,071.7        | -27,887.1      | 0.7    | 2022            |  |
| 32,392.9          | 19,362.2          | 7,446.7              | -475.0                                   | 9,643.6          | -3,584.6       | 42.3   | 2023            |  |
| 937.8             | 1,499.0           | -1,808.4             | 227.2                                    | 348.8            | 671.2          | -2.2   | 8. 2022         |  |
| 2,027.2           | 3,369.7           | -1,289.7             | 1,486.2                                  | 13,243.7         | -14,782.7      | 78.1   | 9               |  |
| 1,287.6           | 175.2             | -5,087.2             | 2,018.5                                  | 5,787.8          | -1,606.7       | 21.7   | 10              |  |
| -268.7            | 1,541.6           | 2,578.3              | 505.4                                    | -3,251.8         | -1,642.2       | -135.4 | 11              |  |
| 2,992.1           | 1,238.9           | 7,434.6              | 60.8                                     | -9,635.1         | 3,892.9        | 15.8   | 12              |  |
| -1,594.3          | 885.3             | -3,095.4             | -1,472.5                                 | -2,324.0         | 4,412.3        | 10.7   | 1. 2023         |  |
| 3,261.3           | 3,495.8           | 1,136.1              | -1,377.6                                 | 1,598.0          | -1,591.0       | -0.6   | 2               |  |
| -1,461.0          | 3,005.1           | 6,398.3              | 1,042.7                                  | -10,760.5        | -1,146.6       | -37.8  | 3               |  |
| -5,222.2          | 1,540.3           | -3,599.2             | 386.9                                    | -3,562.4         | 12.2           | -52.5  | 4               |  |
| 2,370.3           | 1,635.6           | -11,921.5            | -138.7                                   | 16,109.2         | -3,314.3       | 74.8   | 5               |  |
| 5,126.9           | -3,897.7          | 2,468.1              | -426.1                                   | 6,619.0          | 363.6          | 46.6   | 6               |  |
| 3,677.0           | 1,036.9           | 4,274.2              | -293.6                                   | 125.7            | -1,466.2       | -32.1  | 7               |  |
| 6,286.7           | 2,112.9           | 4,246.9              | -328.8                                   | 1,847.5          | -1,591.8       | -26.5  | 8               |  |
| 4,370.2           | 2,071.5           | 5,131.1              | 665.3                                    | -2,262.2         | -1,235.5       | 23.7   | 9               |  |
| 8,773.7           | 171.3             | 4,400.9              | 430.0                                    | 3,812.2          | -40.7          | 44.0   | 10              |  |
| 1,128.1           | 2,888.1           | -2,203.0             | -229.6                                   | 54.9             | 617.7          | -11.5  | 11              |  |
| 5,676.2           | 4,417.1           | 210.2                | 1,267.0                                  | -1,613.8         | 1,395.7        | 3.5    | 12              |  |
| 2,806.3           | 1,937.8           | -12.0                | 510.1                                    | 2,557.7          | -2,187.3       | 23.9   | 1. 2024         |  |
| 6,854.7           | 4,010.6           | -1,601.8             | -277.4                                   | 4,397.7          | 325.6          | 62.0   | 2               |  |
| 11,056.5          | 1,224.8           | 9,721.6              | 778.0                                    | -4,223.9         | 3,556.0        | -5.5   | 3               |  |
| -6,603.1          | 1,570.3           | -2,116.9             | 1,045.6                                  | -1,556.9         | -5,545.2       | 40.1   | 4               |  |
| 7,583.5           | 5,531.3           | 4,776.1              | 698.8                                    | -1,218.0         | -2,204.7       | 165.0  | 5               |  |
| 12,235.0          | 5,260.6           | 9,025.2              | 2,012.6                                  | -4,211.8         | 148.4          | -1.1   | 6               |  |
| 11,031.1          | 1,345.7           | 6,187.3              | 1,660.2                                  | 1,478.7          | 359.2          | 6.0    | 7               |  |
| 4,930.4           | 3,253.2           | 6,017.6              | 826.3                                    | -3,751.8         | -1,414.9       | -2.7   | 8               |  |

Note: 1) Due to the implementation of a new international standard (BPM6) (the change in the method to calculate processing trade, the reflection of the reinvestment rate and the change in coverage, etc.), past time-series data was revised.

2) Since 2023, figures are preliminary.

3) Positive figures represent an increase of assets/liabilities, and negative figures represent a decrease of assets/liabilities.

Source: The Bank of Korea.

## 6.

## Trade Indexes and Terms of Trade Indexes

2020=100

|         | Volume index |         | Value index |         | Net barter terms of trade index | Income terms of trade index |
|---------|--------------|---------|-------------|---------|---------------------------------|-----------------------------|
|         | Exports      | Imports | Exports     | Imports |                                 |                             |
| 2021    | 108.0        | 109.9   | 126.4       | 132.2   | 97.2                            | 105.1                       |
| 2022    | 110.0        | 114.7   | 135.1       | 157.7   | 89.3                            | 98.2                        |
| 2023    | 111.1        | 110.2   | 123.7       | 137.9   | 89.0                            | 98.9                        |
| 2022. 8 | 110.3        | 122.8   | 135.1       | 170.8   | 88.1                            | 97.2                        |
| 9       | 114.1        | 115.6   | 136.5       | 157.9   | 87.6                            | 100.0                       |
| 10      | 104.7        | 115.2   | 123.6       | 153.0   | 88.9                            | 93.1                        |
| 11      | 106.1        | 116.1   | 122.8       | 152.5   | 88.1                            | 93.5                        |
| 12      | 111.7        | 118.6   | 127.1       | 154.3   | 87.5                            | 97.7                        |
| 2023. 1 | 96.6         | 119.7   | 109.4       | 152.8   | 88.7                            | 85.7                        |
| 2       | 105.0        | 111.2   | 118.2       | 142.8   | 87.7                            | 92.1                        |
| 3       | 116.7        | 119.7   | 131.3       | 154.6   | 87.1                            | 101.6                       |
| 4       | 104.3        | 105.6   | 116.5       | 134.1   | 88.0                            | 91.7                        |
| 5       | 112.0        | 110.0   | 123.8       | 139.4   | 87.3                            | 97.7                        |
| 6       | 114.4        | 111.2   | 125.3       | 136.5   | 89.2                            | 102.0                       |
| 7       | 108.4        | 104.1   | 118.8       | 125.6   | 90.9                            | 98.4                        |
| 8       | 110.4        | 107.8   | 122.6       | 130.9   | 91.5                            | 101.0                       |
| 9       | 115.7        | 106.8   | 129.8       | 131.5   | 91.1                            | 105.4                       |
| 10      | 112.6        | 109.2   | 126.3       | 136.9   | 89.5                            | 100.7                       |
| 11      | 118.5        | 106.9   | 131.5       | 133.4   | 88.9                            | 105.3                       |
| 12      | 119.1        | 110.0   | 131.2       | 136.1   | 89.0                            | 106.0                       |
| 2024. 1 | 113.6        | 114.6   | 126.8       | 140.6   | 91.0                            | 103.4                       |
| 2       | 109.1        | 100.3   | 122.7       | 123.5   | 91.3                            | 99.7                        |
| 3       | 117.2        | 108.7   | 132.8       | 134.2   | 91.8                            | 107.6                       |
| 4       | 114.3        | 113.1   | 131.8       | 140.7   | 92.7                            | 105.9                       |
| 5       | 118.8        | 109.1   | 136.3       | 137.1   | 91.4                            | 108.5                       |
| 6       | 117.3        | 101.2   | 134.5       | 126.0   | 92.1                            | 108.0                       |
| 7       | 118.2        | 109.6   | 136.4       | 135.9   | 93.0                            | 109.9                       |
| 8       | 116.0        | 110.7   | 132.7       | 137.9   | 91.8                            | 106.5                       |
| 9       | 120.2        | 109.4   | 136.2       | 134.2   | 92.3                            | 111.0                       |

: 1)

:

가

Note: 1) The figures for the latest month are preliminary.

Source: The Bank of Korea.



## 7. Arbitrated Basic Exchange Rate of Major Currencies

1)

In won per currency

|          | 가        |          |           |          |          |          |        |        |          |           |
|----------|----------|----------|-----------|----------|----------|----------|--------|--------|----------|-----------|
|          | GBP      | EUR      | JPY (100) | CAD      | SGD      | THB      | HKD    | CNH    | CHF      | AUD       |
| 2017     | 1,439.53 | 1,279.25 | 949.11    | 852.69   | 800.63   | 32.77    | 137.07 | 163.65 | 1,094.72 | 835.16    |
| 2018     | 1,420.32 | 1,279.16 | 1,013.18  | 820.35   | 818.28   | 34.35    | 142.77 | 162.76 | 1,136.22 | 787.81    |
| 2019     | 1,518.69 | 1,297.43 | 1,063.47  | 886.56   | 858.55   | 38.66    | 148.66 | 165.74 | 1,195.52 | 810.34    |
| 2020     | 1,482.40 | 1,338.24 | 1,054.26  | 853.30   | 822.22   | 36.34    | 140.35 | 166.96 | 1,234.33 | 836.56    |
| 2021     | 1,600.25 | 1,342.34 | 1,030.24  | 930.61   | 877.14   | 35.57    | 152.03 | 186.26 | 1,297.47 | 858.89    |
| 2022     | 1,527.67 | 1,351.20 | 953.18    | 935.38   | 943.11   | 36.66    | 162.55 | 181.44 | 1,372.87 | 858.41    |
| 2023     | 1,641.79 | 1,426.59 | 912.66    | 974.64   | 976.86   | 37.62    | 165.06 | 180.84 | 1,526.82 | 880.08    |
| 2023. 10 | 1,645.82 | 1,435.86 | 907.04    | 978.52   | 991.17   | 37.67    | 172.98 | 184.51 | 1,499.28 | 861.60    |
| 11       | 1,636.39 | 1,414.16 | 877.29    | 948.56   | 967.17   | 37.05    | 165.15 | 180.91 | 1,475.67 | 853.51    |
| 12       | 1,641.79 | 1,426.59 | 912.66    | 974.64   | 976.86   | 37.62    | 165.06 | 180.84 | 1,526.82 | 880.08    |
| 2024. 1  | 1,689.60 | 1,443.10 | 901.89    | 992.95   | 993.47   | 37.61    | 170.21 | 185.15 | 1,544.07 | 878.20    |
| 2        | 1,688.98 | 1,445.92 | 885.76    | 982.58   | 990.97   | 37.06    | 170.42 | 184.86 | 1,518.07 | 866.57    |
| 3        | 1,700.34 | 1,452.93 | 889.48    | 994.83   | 997.67   | 36.91    | 172.10 | 185.75 | 1,493.79 | 877.44    |
| 4        | 1,731.85 | 1,477.48 | 882.68    | 1,008.93 | 1,013.82 | 37.27    | 176.19 | 190.05 | 1,513.56 | 904.98    |
| 5        | 1,752.15 | 1,491.09 | 877.84    | 1,006.03 | 1,019.67 | 37.49    | 176.09 | 189.18 | 1,523.86 | 912.69    |
| 6        | 1,755.95 | 1,487.07 | 864.31    | 1,013.76 | 1,022.75 | 37.71    | 177.90 | 190.43 | 1,545.79 | 923.40    |
| 7        | 1,777.48 | 1,497.51 | 905.44    | 999.71   | 1,031.71 | 38.60    | 177.22 | 190.39 | 1,568.42 | 905.60    |
| 8        | 1,757.99 | 1,479.58 | 921.75    | 990.10   | 1,024.95 | 39.36    | 171.25 | 187.56 | 1,576.23 | 907.67    |
| 9        | 1,765.56 | 1,474.06 | 924.51    | 976.58   | 1,030.37 | 40.75    | 169.76 | 188.74 | 1,569.36 | 912.44    |
| 10       | 1,792.76 | 1,502.19 | 902.20    | 994.64   | 1,046.33 | 41.00    | 177.99 | 193.56 | 1,596.51 | 909.45    |
|          | SAR      | SEK      | DKK       | NOK      | KWD      | BHD      | AED    | MYR    | NZD      | IDR (100) |
| 2017     | 285.68   | 129.90   | 171.82    | 129.86   | 3,547.92 | 2,842.74 | 291.70 | 263.47 | 759.68   | 7.90      |
| 2018     | 298.03   | 124.58   | 171.31    | 128.51   | 3,685.23 | 2,965.78 | 304.40 | 269.26 | 750.64   | 7.68      |
| 2019     | 308.64   | 123.86   | 173.58    | 131.31   | 3,819.11 | 3,070.60 | 315.21 | 281.94 | 779.08   | 8.31      |
| 2020     | 290.00   | 132.77   | 179.85    | 127.48   | 3,577.18 | 2,885.71 | 296.20 | 269.51 | 784.45   | 7.74      |
| 2021     | 315.76   | 131.04   | 180.48    | 134.29   | 3,918.75 | 3,144.23 | 322.75 | 283.85 | 809.64   | 8.31      |
| 2022     | 337.07   | 121.17   | 181.70    | 128.12   | 4,139.20 | 3,361.27 | 345.06 | 286.49 | 804.23   | 8.09      |
| 2023     | 343.85   | 129.00   | 191.38    | 126.41   | 4,195.22 | 3,420.25 | 351.07 | 279.85 | 816.45   | 8.36      |
| 2023. 10 | 360.58   | 121.38   | 192.35    | 121.40   | 4,376.01 | 3,592.14 | 368.31 | 284.05 | 790.17   | 8.51      |
| 11       | 343.61   | 124.42   | 189.67    | 120.93   | 4,180.45 | 3,422.73 | 350.99 | 277.07 | 793.77   | 8.37      |
| 12       | 343.85   | 129.00   | 191.38    | 126.41   | 4,195.22 | 3,420.25 | 351.07 | 279.85 | 816.45   | 8.36      |
| 2024. 1  | 354.82   | 127.82   | 193.58    | 127.45   | 4,324.90 | 3,529.07 | 362.28 | 281.46 | 816.26   | 8.43      |
| 2        | 355.67   | 129.06   | 193.98    | 125.95   | 4,336.24 | 3,541.28 | 363.20 | 279.72 | 813.47   | 8.50      |
| 3        | 359.10   | 125.82   | 194.80    | 124.03   | 4,377.28 | 3,572.32 | 366.76 | 284.56 | 804.65   | 8.49      |
| 4        | 367.59   | 126.15   | 198.13    | 125.37   | 4,478.04 | 3,657.13 | 375.36 | 289.19 | 824.19   | 8.48      |
| 5        | 367.00   | 129.90   | 199.91    | 130.48   | 4,486.64 | 3,651.29 | 374.76 | 292.62 | 841.73   | 8.47      |
| 6        | 370.40   | 130.72   | 199.37    | 130.32   | 4,528.33 | 3,689.77 | 378.22 | 294.35 | 844.70   | 8.47      |
| 7        | 369.07   | 128.58   | 200.67    | 126.42   | 4,531.80 | 3,672.78 | 376.97 | 299.53 | 817.54   | 8.49      |
| 8        | 355.84   | 130.66   | 198.37    | 127.17   | 4,372.01 | 3,546.61 | 363.56 | 309.74 | 836.30   | 8.66      |
| 9        | 351.79   | 130.92   | 197.68    | 125.67   | 4,324.86 | 3,500.36 | 359.27 | 319.90 | 837.75   | 8.72      |
| 10       | 368.32   | 129.55   | 201.38    | 126.21   | 4,511.74 | 3,668.74 | 376.61 | 315.89 | 826.31   | 8.81      |

: 1) ,

:

( )

Note: 1) Basic exchange rate at the end of month, year.

Source: Seoul Money Brokerage Services, LTD.

## 8. International Reserves

: 100

In million US dollars

|         | Total     | Gold    | Special drawing rights | IMF reserve position | Foreign currency reserves |
|---------|-----------|---------|------------------------|----------------------|---------------------------|
| 2009    | 269,994.7 | 79.0    | 3,731.9                | 981.6                | 265,202.3                 |
| 2010    | 291,570.7 | 79.6    | 3,539.9                | 1,024.7              | 286,926.4                 |
| 2011    | 306,402.5 | 2,166.6 | 3,446.7                | 2,556.2              | 298,232.9                 |
| 2012    | 326,968.4 | 3,761.4 | 3,525.6                | 2,783.6              | 316,897.7                 |
| 2013    | 346,459.6 | 4,794.5 | 3,489.9                | 2,527.7              | 335,647.5                 |
| 2014    | 363,592.7 | 4,794.7 | 3,280.5                | 1,917.1              | 353,600.5                 |
| 2015    | 367,961.9 | 4,794.8 | 3,241.4                | 1,411.8              | 358,513.8                 |
| 2016    | 371,101.6 | 4,794.8 | 2,878.0                | 1,727.5              | 361,701.4                 |
| 2017    | 389,266.7 | 4,794.8 | 3,374.3                | 1,621.1              | 379,476.6                 |
| 2018    | 403,694.3 | 4,794.8 | 3,426.6                | 2,140.4              | 393,332.5                 |
| 2019    | 408,816.1 | 4,794.8 | 3,352.4                | 2,792.9              | 397,876.1                 |
| 2020    | 443,098.1 | 4,794.8 | 3,370.8                | 4,815.3              | 430,117.2                 |
| 2021    | 463,118.4 | 4,794.8 | 15,369.5               | 4,634.9              | 438,319.2                 |
| 2022    | 423,163.7 | 4,794.8 | 14,836.3               | 4,489.5              | 399,043.1                 |
| 2023    | 420,147.9 | 4,794.8 | 15,082.1               | 4,627.8              | 395,643.3                 |
| 2022. 7 | 438,605.4 | 4,794.8 | 14,394.9               | 4,368.8              | 415,046.9                 |
| 8       | 436,432.1 | 4,794.8 | 14,462.0               | 4,326.6              | 412,848.8                 |
| 9       | 416,766.7 | 4,794.8 | 14,148.2               | 4,227.2              | 393,596.5                 |
| 10      | 414,005.7 | 4,794.8 | 14,306.5               | 4,260.5              | 390,643.9                 |
| 11      | 416,104.9 | 4,794.8 | 14,651.1               | 4,356.3              | 392,302.8                 |
| 12      | 423,163.7 | 4,794.8 | 14,836.3               | 4,489.5              | 399,043.1                 |
| 2023. 1 | 429,967.7 | 4,794.8 | 15,049.3               | 4,535.8              | 405,587.8                 |
| 2       | 425,286.2 | 4,794.8 | 14,803.3               | 4,444.3              | 401,243.8                 |
| 3       | 426,069.3 | 4,794.8 | 14,801.3               | 4,743.2              | 401,730.0                 |
| 4       | 426,683.6 | 4,794.8 | 14,932.6               | 4,766.0              | 402,190.3                 |
| 5       | 420,983.4 | 4,794.8 | 14,705.9               | 4,694.8              | 396,787.9                 |
| 6       | 421,453.9 | 4,794.8 | 14,740.4               | 4,716.3              | 397,202.4                 |
| 7       | 421,803.8 | 4,794.8 | 14,806.1               | 4,712.2              | 397,490.8                 |
| 8       | 418,301.1 | 4,794.8 | 15,046.4               | 4,593.7              | 393,866.3                 |
| 9       | 414,117.8 | 4,794.8 | 14,798.4               | 4,536.0              | 389,988.7                 |
| 10      | 412,873.6 | 4,794.8 | 14,767.2               | 4,452.2              | 388,859.5                 |
| 11      | 417,079.9 | 4,794.8 | 15,098.5               | 4,521.5              | 392,665.1                 |
| 12      | 420,147.9 | 4,794.8 | 15,082.1               | 4,627.8              | 395,643.3                 |
| 2024. 1 | 415,758.8 | 4,794.8 | 14,935.6               | 4,561.3              | 391,467.1                 |
| 2       | 415,738.5 | 4,794.8 | 15,067.8               | 4,548.6              | 391,327.3                 |
| 3       | 419,251.3 | 4,794.8 | 14,702.9               | 4,333.4              | 395,420.3                 |
| 4       | 413,260.1 | 4,794.8 | 14,642.9               | 4,365.8              | 389,456.7                 |
| 5       | 412,832.1 | 4,794.8 | 14,747.0               | 4,381.1              | 388,909.2                 |
| 6       | 412,210.5 | 4,794.8 | 14,648.1               | 4,358.6              | 388,409.2                 |
| 7       | 413,506.7 | 4,794.8 | 14,949.1               | 4,365.1              | 389,397.8                 |
| 8       | 415,916.4 | 4,794.8 | 15,248.0               | 4,388.2              | 391,485.5                 |
| 9       | 419,969.8 | 4,794.8 | 15,329.4               | 4,266.7              | 395,578.9                 |
| 10      | 415,689.6 | 4,794.8 | 15,047.4               | 4,175.3              | 391,672.1                 |

: 1)

42.22

:

(31.1035 )  
가Note: 1) Domestic-owned gold is valued at US \$42.22 per troy ounce (31.1035 grams)  
Overseas-deposited gold is valued at purchased cost.

Source: The Bank of Korea.

## 9. Exchange Rates to US Dollars

| : 1   |    | In won per US dollar, end of year & month |  |   |
|-------|----|---|--|---|
|       |    | Basic rate                                | Foreign exchange banks T/T buying rate<br>from customers | Foreign exchange banks T/T selling rate<br>to customers |
|       |    |   | 1)   | 1)  |
| 2009  |    | 1,167.6                                   | 1,156.0  | 1,179.2   |
| 2010  |    | 1,138.9                                   | 1,127.6  | 1,150.2   |
| 2011  |    | 1,153.3                                   | 1,141.8  | 1,164.8   |
| 2012  |    | 1,071.1                                   | 1,060.8  | 1,081.4   |
| 2013  |    | 1,055.3                                   | 1,045.1  | 1,065.5   |
| 2014  |    | 1,099.2                                   | 1,088.6  | 1,109.8   |
| 2015  |    | 1,172.0                                   | 1,160.6  | 1,183.4   |
| 2016  |    | 1,208.5                                   | 1,196.7  | 1,220.3   |
| 2017  |    | 1,071.4                                   | 1,061.0  | 1,081.8   |
| 2018  |    | 1,118.1                                   | 1,107.2  | 1,129.0   |
| 2019  |    | 1,157.8                                   | 1,146.5  | 1,169.1   |
| 2020  |    | 1,088.0                                   | 1,077.4  | 1,098.6   |
| 2021  |    | 1,185.5                                   | 1,173.9  | 1,197.1   |
| 2022  |    | 1,267.3                                   | 1,254.9  | 1,279.7   |
| 2023  |    | 1,289.4                                   | 1,276.8  | 1,302.0   |
| 2022. | 7  | 1,304.0                                   | 1,291.3  | 1,316.7   |
|       | 8  | 1,347.5                                   | 1,334.3  | 1,360.7   |
|       | 9  | 1,434.8                                   | 1,420.8  | 1,448.8   |
|       | 10 | 1,419.3                                   | 1,405.4  | 1,433.2   |
|       | 11 | 1,331.5                                   | 1,318.5  | 1,344.5   |
|       | 12 | 1,267.3                                   | 1,254.9  | 1,279.7   |
| 2023. | 1  | 1,228.7                                   | 1,216.7  | 1,240.7   |
|       | 2  | 1,317.4                                   | 1,304.5  | 1,330.3   |
|       | 3  | 1,303.8                                   | 1,291.1  | 1,316.5   |
|       | 4  | 1,339.9                                   | 1,326.8  | 1,353.0   |
|       | 5  | 1,322.2                                   | 1,309.3  | 1,335.1   |
|       | 6  | 1,312.8                                   | 1,300.0  | 1,325.6   |
|       | 7  | 1,280.0                                   | 1,267.5  | 1,292.5   |
|       | 8  | 1,321.4                                   | 1,308.5  | 1,334.3   |
|       | 9  | 1,344.8                                   | 1,331.7  | 1,357.9   |
|       | 10 | 1,352.8                                   | 1,339.6  | 1,366.0   |
|       | 11 | 1,289.0                                   | 1,276.4  | 1,301.6   |
|       | 12 | 1,289.4                                   | 1,276.8  | 1,302.0   |
| 2024. | 1  | 1,330.6                                   | 1,317.6  | 1,343.6   |
|       | 2  | 1,334.0                                   | 1,321.0  | 1,347.0   |
|       | 3  | 1,346.8                                   | 1,333.7  | 1,359.9   |
|       | 4  | 1,378.7                                   | 1,365.2  | 1,392.2   |
|       | 5  | 1,376.5                                   | 1,363.1  | 1,389.9   |
|       | 6  | 1,389.2                                   | 1,375.6  | 1,402.8   |
|       | 7  | 1,384.6                                   | 1,371.1  | 1,398.1   |
|       | 8  | 1,335.3                                   | 1,322.3  | 1,348.3   |
|       | 9  | 1,319.6                                   | 1,306.7  | 1,332.5   |
|       | 10 | 1,383.3                                   | 1,369.8  | 1,396.8   |

: 1) ,  
:Note: 1) Provided by HANA Bank first notice exchange rate at  
the end of months, year.

Source: HANA Bank.

## 10. Overseas Direct Investments

1)

: 1,000

In thousand US dollars

|       | Total<br>invested |            |                  |                  |            |                |         |           |         |
|-------|-------------------|------------|------------------|------------------|------------|----------------|---------|-----------|---------|
|       |                   | Asia       | North<br>America | Latin<br>America | Europe     | Middle<br>East | Africa  | Oceania   |         |
| 2018  | 51,843,424        | 17,866,275 | 11,803,789       | 8,348,141        | 12,003,721 | 958,981        | 158,261 | 704,256   |         |
| 2019  | 65,728,966        | 20,864,195 | 16,972,063       | 10,943,872       | 14,737,680 | 589,820        | 591,584 | 1,029,753 |         |
| 2020  | 58,208,902        | 19,184,119 | 18,169,947       | 8,231,145        | 10,325,839 | 777,839        | 382,293 | 1,137,720 |         |
| 2021  | 76,908,664        | 18,626,650 | 30,676,314       | 13,018,958       | 12,366,814 | 232,850        | 311,758 | 1,675,320 |         |
| 2022  | 81,677,361        | 20,266,752 | 31,998,809       | 11,520,221       | 15,710,053 | 143,692        | 123,668 | 1,914,167 |         |
| 2023  | 65,166,618        | 11,338,739 | 31,656,383       | 9,781,531        | 11,042,475 | 136,766        | 338,256 | 872,468   |         |
| 2022. | 7                 | 7,572,300  | 1,550,301        | 2,703,537        | 1,346,054  | 1,856,905      | 1,552   | 14,571    | 99,380  |
|       | 8                 | 4,618,686  | 969,342          | 2,168,707        | 724,742    | 610,601        | 23,497  | 873       | 120,924 |
|       | 9                 | 6,288,811  | 1,236,891        | 2,937,604        | 806,869    | 1,089,417      | 6,309   | 7,792     | 203,929 |
|       | 10                | 4,421,357  | 1,070,842        | 1,796,495        | 563,209    | 919,165        | 7,737   | 10,770    | 53,139  |
|       | 11                | 4,125,523  | 787,479          | 1,769,884        | 646,442    | 843,258        | 4,020   | 3,583     | 70,858  |
|       | 12                | 6,557,974  | 1,654,885        | 2,603,497        | 1,086,441  | 1,009,379      | 16,927  | 15,376    | 171,468 |
| 2023. | 1                 | 6,299,428  | 691,127          | 4,108,103        | 406,925    | 1,053,678      | 7,048   | 11,064    | 21,482  |
|       | 2                 | 4,596,981  | 889,030          | 2,523,709        | 515,205    | 651,889        | 5,970   | 4,925     | 6,252   |
|       | 3                 | 6,802,477  | 811,360          | 3,155,915        | 2,153,768  | 633,361        | 1,845   | 13,375    | 32,854  |
|       | 4                 | 3,668,687  | 1,075,628        | 1,159,423        | 474,479    | 872,801        | 37,070  | 7,506     | 41,781  |
|       | 5                 | 7,370,071  | 1,635,790        | 4,248,124        | 650,468    | 592,820        | 3,011   | 12,095    | 227,762 |
|       | 6                 | 5,064,937  | 800,703          | 2,240,520        | 949,513    | 912,258        | 3,605   | 79,528    | 78,811  |
|       | 7                 | 5,889,818  | 688,600          | 3,125,551        | 560,075    | 1,420,849      | 3,717   | 50,453    | 40,573  |
|       | 8                 | 3,931,113  | 626,115          | 1,642,330        | 735,863    | 835,581        | 30,467  | 19,288    | 41,470  |
|       | 9                 | 5,267,340  | 895,302          | 3,042,378        | 622,766    | 612,656        | 8,412   | 8,813     | 77,013  |
|       | 10                | 4,577,044  | 855,676          | 1,485,003        | 732,822    | 1,427,604      | 5,627   | 50,254    | 20,059  |
|       | 11                | 5,509,280  | 959,413          | 2,443,974        | 1,005,100  | 1,028,963      | 10,717  | 23,418    | 37,694  |
|       | 12                | 6,189,443  | 1,409,996        | 2,481,353        | 974,545    | 1,000,016      | 19,279  | 57,537    | 246,717 |
| 2024. | 1                 | 5,137,453  | 934,318          | 1,864,995        | 314,466    | 1,869,870      | 16,797  | 33,749    | 103,257 |
|       | 2                 | 5,464,388  | 588,691          | 3,015,313        | 796,140    | 975,580        | 13,283  | 12,748    | 62,635  |
|       | 3                 | 5,766,178  | 779,958          | 2,219,035        | 1,138,893  | 1,226,146      | 76,870  | 210,857   | 114,420 |
|       | 4                 | 4,916,139  | 918,606          | 2,025,822        | 974,955    | 792,412        | 116,454 | 28,942    | 58,947  |
|       | 5                 | 6,345,018  | 1,648,276        | 3,016,049        | 357,465    | 584,807        | 4,376   | 11,805    | 722,240 |
|       | 6                 | 4,400,508  | 731,485          | 1,956,419        | 748,538    | 726,452        | 2,242   | 133,755   | 101,617 |

: 1)

:

Note: 1) The figures for the latest year, month are preliminary.

Source: The Export-Import Bank of Korea.

## 11.

1)2)

## External Debt Position and External Assets in Debt Instruments

In million US dollars

|           | In million US dollars                     |                    |              |  |               |
|-----------|---|--------------------|--------------|--|---------------|
|           | Gross external debt                       | General government | Central bank | Deposit-taking corporations, except the central bank | Other sectors |
| 2018      | 441,153.4                                 | 84,486.2           | 27,967.4     | 190,390.8  | 138,309.0     |
| 2019      | 470,735.7                                 | 92,758.3           | 25,334.2     | 206,421.2  | 146,222.0     |
| 2020      | 550,628.2                                 | 121,511.5          | 25,829.1     | 234,165.9  | 169,121.7     |
| 2021      | 630,694.3                                 | 145,990.6          | 45,597.0     | 252,316.8  | 186,789.9     |
| 2022      | 673,295.9                                 | 157,135.8          | 29,787.8     | 276,525.4  | 209,846.9     |
| 2023      | 672,547.5                                 | 172,466.3          | 26,399.1     | 249,517.7  | 224,164.4     |
| 2021. 3/4 | 616,691.0                                 | 140,206.7          | 46,000.8     | 244,707.8  | 185,775.7     |
| 4/4       | 630,694.3                                 | 145,990.6          | 45,597.0     | 252,316.8  | 186,789.9     |
| 2022. 1/4 | 651,421.4                                 | 152,413.8          | 43,097.5     | 263,105.6  | 192,804.5     |
| 2/4       | 661,817.4                                 | 147,230.1          | 38,773.4     | 281,002.2  | 194,811.7     |
| 3/4       | 646,126.0                                 | 136,710.5          | 33,208.9     | 274,614.3  | 201,592.3     |
| 4/4       | 673,295.9                                 | 157,135.8          | 29,787.8     | 276,525.4  | 209,846.9     |
| 2023. 1/4 | 672,996.5                                 | 153,907.8          | 28,478.7     | 276,838.8  | 213,771.2     |
| 2/4       | 674,243.1                                 | 166,795.0          | 31,401.7     | 262,438.2  | 213,608.2     |
| 3/4       | 659,800.0                                 | 165,083.3          | 27,183.8     | 250,687.7  | 216,845.2     |
| 4/4       | 672,547.5                                 | 172,466.3          | 26,399.1     | 249,517.7  | 224,164.4     |
| 2024. 1/4 | 667,485.3                                 | 165,319.0          | 24,864.1     | 250,178.0  | 227,124.2     |
| 2/4       | 658,284.1                                 | 160,201.8          | 23,758.4     | 247,899.0  | 226,424.9     |
|           | Gross external assets in debt instruments | General government | Central bank | Deposit-taking corporations, except the central bank | Other sectors |
| 2018      | 918,820.4                                 | 27,432.8           | 405,016.0    | 208,245.7  | 278,125.9     |
| 2019      | 957,153.0                                 | 27,514.5           | 410,217.6    | 207,724.4  | 311,696.5     |
| 2020      | 1,034,423.4                               | 38,353.2           | 444,627.1    | 217,102.3  | 334,340.8     |
| 2021      | 1,082,545.8                               | 46,341.5           | 464,440.3    | 218,325.2  | 353,438.8     |
| 2022      | 1,035,107.7                               | 42,599.5           | 424,107.5    | 233,125.1  | 335,275.6     |
| 2023      | 1,044,523.5                               | 48,797.9           | 421,074.4    | 226,708.7  | 347,942.5     |
| 2021. 3/4 | 1,079,241.4                               | 45,998.7           | 465,600.5    | 222,378.0  | 345,264.2     |
| 4/4       | 1,082,545.8                               | 46,341.5           | 464,440.3    | 218,325.2  | 353,438.8     |
| 2022. 1/4 | 1,079,164.1                               | 46,134.4           | 459,133.5    | 220,922.7  | 352,973.5     |
| 2/4       | 1,045,388.2                               | 44,446.9           | 439,712.0    | 224,565.0  | 336,664.3     |
| 3/4       | 1,017,829.4                               | 42,771.4           | 417,717.1    | 230,834.6  | 326,506.3     |
| 4/4       | 1,035,107.7                               | 42,599.5           | 424,107.5    | 233,125.1  | 335,275.6     |
| 2023. 1/4 | 1,039,079.6                               | 45,346.4           | 427,090.9    | 227,328.0  | 339,314.3     |
| 2/4       | 1,035,063.7                               | 43,992.3           | 422,400.4    | 232,221.9  | 336,449.1     |
| 3/4       | 1,017,416.7                               | 46,560.0           | 415,104.3    | 222,520.7  | 333,231.7     |
| 4/4       | 1,044,523.5                               | 48,797.9           | 421,074.4    | 226,708.7  | 347,942.5     |
| 2024. 1/4 | 1,052,064.6                               | 51,827.1           | 420,221.1    | 230,352.6  | 349,663.8     |
| 2/4       | 1,039,745.6                               | 51,461.8           | 413,142.2    | 220,978.7  | 354,162.9     |

: 1)

(BPM6)

2) 2022

:

Note: 1) Data are revised due to the implementation of BPM6(2014. 5.)

2) Since 2022, figures are preliminary.

Source: The Bank of Korea.

12. ( )<sup>1)2)</sup>

|          | Assets      | Direct investment | Portfolio investment | Equity securities | Debt securities | Long-term debt securities | Short-term debt securities |
|----------|-------------|-------------------|----------------------|-------------------|-----------------|---------------------------|----------------------------|
| 2020     | 1,980,549.1 | 515,402.7         | 708,262.5            | 463,313.5         | 244,949.0       | 241,594.2                 | 3,354.8                    |
| 2021     | 2,224,883.7 | 605,075.6         | 836,017.3            | 592,046.3         | 243,971.0       | 241,514.4                 | 2,456.6                    |
| 2022     | 2,210,374.2 | 689,158.3         | 739,459.6            | 519,081.3         | 220,378.3       | 215,402.7                 | 4,975.6                    |
| 2023     | 2,331,725.0 | 724,691.6         | 857,632.5            | 622,824.2         | 234,808.3       | 228,742.5                 | 6,065.8                    |
| 2021.3/4 | 2,153,824.0 | 573,345.0         | 794,194.0            | 555,015.5         | 239,178.5       | 236,777.8                 | 2,400.7                    |
| 4/4      | 2,224,883.7 | 605,075.6         | 836,017.3            | 592,046.3         | 243,971.0       | 241,514.4                 | 2,456.6                    |
| 2022.1/4 | 2,240,295.4 | 633,899.9         | 810,942.4            | 575,364.3         | 235,578.1       | 232,455.0                 | 3,123.1                    |
| 2/4      | 2,181,109.2 | 641,599.1         | 742,711.0            | 519,865.1         | 222,845.9       | 219,753.4                 | 3,092.5                    |
| 3/4      | 2,149,877.5 | 643,664.0         | 707,408.5            | 491,907.7         | 215,500.8       | 212,061.3                 | 3,439.5                    |
| 4/4      | 2,210,374.2 | 689,158.3         | 739,459.6            | 519,081.3         | 220,378.3       | 215,402.7                 | 4,975.6                    |
| 2023.1/4 | 2,246,266.3 | 706,360.7         | 776,285.8            | 552,910.0         | 223,375.8       | 218,919.1                 | 4,456.7                    |
| 2/4      | 2,268,742.1 | 699,901.9         | 805,674.5            | 581,569.7         | 224,104.8       | 219,231.1                 | 4,873.7                    |
| 3/4      | 2,246,989.4 | 698,870.9         | 798,173.6            | 575,450.5         | 222,723.1       | 216,329.8                 | 6,393.3                    |
| 4/4      | 2,331,725.0 | 724,691.6         | 857,632.5            | 622,824.2         | 234,808.3       | 228,742.5                 | 6,065.8                    |
| 2024.1/4 | 2,372,528.9 | 722,040.5         | 904,484.0            | 664,420.3         | 240,063.7       | 233,399.6                 | 6,664.1                    |
| 2/4      | 2,395,195.3 | 732,010.1         | 932,358.9            | 692,012.4         | 240,346.5       | 235,308.5                 | 5,038.0                    |

: 1) (BPM6)

2) 2022

:

13. ( )<sup>1)2)</sup>

|          | Liabilities | Direct investment | Portfolio investment | Equity securities | Debt securities | Long-term debt securities | Short-term debt securities | Financial derivatives |
|----------|-------------|-------------------|----------------------|-------------------|-----------------|---------------------------|----------------------------|-----------------------|
| 2020     | 1,493,354.0 | 260,801.1         | 975,037.7            | 685,512.8         | 289,524.9       | 273,983.0                 | 15,541.9                   | 41,340.1              |
| 2021     | 1,539,633.2 | 280,084.7         | 994,726.9            | 646,042.0         | 348,684.9       | 332,619.6                 | 16,065.3                   | 31,819.1              |
| 2022     | 1,409,863.3 | 277,034.9         | 814,533.5            | 445,479.6         | 369,053.9       | 350,238.5                 | 18,815.4                   | 67,122.0              |
| 2023     | 1,521,434.9 | 289,185.1         | 955,841.4            | 565,525.2         | 390,316.2       | 381,629.9                 | 8,686.3                    | 48,693.0              |
| 2021.3/4 | 1,508,779.1 | 273,442.1         | 966,480.9            | 629,626.9         | 336,854.0       | 320,123.4                 | 16,730.6                   | 37,476.0              |
| 4/4      | 1,539,633.2 | 280,084.7         | 994,726.9            | 646,042.0         | 348,684.9       | 332,619.6                 | 16,065.3                   | 31,819.1              |
| 2022.1/4 | 1,513,182.1 | 280,478.9         | 943,148.5            | 583,877.8         | 359,270.7       | 341,432.4                 | 17,838.3                   | 47,756.1              |
| 2/4      | 1,398,376.5 | 263,263.4         | 805,147.8            | 449,166.5         | 355,981.3       | 337,944.7                 | 18,036.6                   | 74,239.7              |
| 3/4      | 1,321,606.9 | 247,135.6         | 719,237.8            | 376,741.4         | 342,496.4       | 327,308.6                 | 15,187.8                   | 105,829.2             |
| 4/4      | 1,409,863.3 | 277,034.9         | 814,533.5            | 445,479.6         | 369,053.9       | 350,238.5                 | 18,815.4                   | 67,122.0              |
| 2023.1/4 | 1,439,622.1 | 274,960.0         | 851,939.2            | 490,482.7         | 361,456.5       | 344,516.8                 | 16,939.7                   | 55,144.2              |
| 2/4      | 1,475,492.2 | 275,789.2         | 900,652.0            | 519,238.2         | 381,413.8       | 360,094.9                 | 21,318.9                   | 59,291.2              |
| 3/4      | 1,433,697.6 | 273,558.6         | 864,474.5            | 486,151.9         | 378,322.6       | 366,767.9                 | 11,554.7                   | 66,283.3              |
| 4/4      | 1,521,434.9 | 289,185.1         | 955,841.4            | 565,525.2         | 390,316.2       | 381,629.9                 | 8,686.3                    | 48,693.0              |
| 2024.1/4 | 1,541,548.1 | 280,254.1         | 984,033.8            | 598,886.9         | 385,146.9       | 376,576.5                 | 8,570.4                    | 48,247.3              |
| 2/4      | 1,536,744.9 | 274,966.3         | 984,206.8            | 607,756.8         | 376,450.0       | 369,474.6                 | 6,975.4                    | 48,894.4              |

: 1) (BPM6)

2) 2022

:

12. International Investment Position ( I ) <sup>1)2)</sup>

In million US dollars

| Financial derivatives | Other investment | Trade credits | Loans     | Currency and deposits | Other assets | Other equity | Reserve assets |           |
|-----------------------|------------------|---------------|-----------|-----------------------|--------------|--------------|----------------|-----------|
|                       |                  |               |           |                       |              |              |                |           |
| 46,429.5              | 267,356.3        | 29,659.8      | 131,447.5 | 59,171.5              | 42,708.1     | 4,369.4      | 443,098.1      | 2020      |
| 27,307.4              | 293,365.0        | 40,348.5      | 129,719.9 | 74,347.8              | 44,507.5     | 4,441.3      | 463,118.4      | 2021      |
| 64,072.5              | 294,520.1        | 36,417.7      | 142,249.2 | 79,433.5              | 31,923.2     | 4,496.5      | 423,163.7      | 2022      |
| 44,730.8              | 284,522.2        | 35,587.9      | 137,191.7 | 78,059.5              | 28,809.6     | 4,873.5      | 420,147.9      | 2023      |
| 30,096.5              | 292,216.2        | 36,121.7      | 128,746.7 | 74,801.2              | 48,140.9     | 4,405.7      | 463,972.3      | 3/4. 2021 |
| 27,307.4              | 293,365.0        | 40,348.5      | 129,719.9 | 74,347.8              | 44,507.5     | 4,441.3      | 463,118.4      | 4/4       |
| 39,211.8              | 298,431.0        | 41,727.1      | 129,826.6 | 76,117.4              | 46,185.3     | 4,574.6      | 457,810.3      | 1/4. 2022 |
| 58,887.8              | 299,633.0        | 40,688.6      | 130,441.9 | 81,794.8              | 42,302.3     | 4,405.4      | 438,278.3      | 2/4       |
| 79,562.9              | 302,475.4        | 40,196.7      | 133,117.0 | 88,958.5              | 36,055.3     | 4,147.9      | 416,766.7      | 3/4       |
| 64,072.5              | 294,520.1        | 36,417.7      | 142,249.2 | 79,433.5              | 31,923.2     | 4,496.5      | 423,163.7      | 4/4       |
| 46,672.2              | 290,878.3        | 35,298.7      | 140,979.5 | 74,182.8              | 35,831.9     | 4,585.4      | 426,069.3      | 1/4. 2023 |
| 50,482.2              | 291,229.6        | 33,900.9      | 138,557.9 | 81,870.4              | 32,113.8     | 4,786.6      | 421,453.9      | 2/4       |
| 54,501.7              | 281,325.4        | 33,975.7      | 133,871.1 | 78,577.6              | 30,166.1     | 4,734.9      | 414,117.8      | 3/4       |
| 44,730.8              | 284,522.2        | 35,587.9      | 137,191.7 | 78,059.5              | 28,809.6     | 4,873.5      | 420,147.9      | 4/4       |
| 38,449.4              | 288,303.7        | 33,879.8      | 137,915.7 | 79,829.1              | 31,746.8     | 4,932.3      | 419,251.3      | 1/4. 2024 |
| 37,780.4              | 280,835.4        | 35,641.5      | 128,366.1 | 79,925.1              | 32,055.2     | 4,847.5      | 412,210.5      | 2/4       |

Note: 1) Data are revised due to the implementation of BPM6(2014. 5.)

2) Since 2022, figures are preliminary.

Source: The Bank of Korea.

13. International Investment Position ( II ) <sup>1)2)</sup>

In million US dollars

| Other investment | Trade credits | Loans     | Currency and deposits | Other liabilities | Other equity | SDRs     | Special drawing rights | Net international investment position |  |
|------------------|---------------|-----------|-----------------------|-------------------|--------------|----------|------------------------|---------------------------------------|--|
|                  |               |           |                       |                   |              |          |                        |                                       |  |
| 216,175.1        | 8,175.5       | 146,220.9 | 40,033.3              | 18,282.3          | 0.0          | 3,463.1  | 487,195.1              | 2020                                  |  |
| 233,002.5        | 14,866.7      | 148,179.6 | 41,931.9              | 13,145.7          | 0.0          | 14,878.6 | 685,250.5              | 2021                                  |  |
| 251,172.9        | 20,569.4      | 154,856.4 | 45,195.5              | 16,404.4          | 0.0          | 14,147.2 | 800,510.9              | 2022                                  |  |
| 227,715.4        | 17,913.1      | 141,970.6 | 37,794.2              | 15,774.5          | 0.0          | 14,263.0 | 810,290.1              | 2023                                  |  |
| 231,380.1        | 11,868.9      | 143,351.3 | 44,595.9              | 16,537.7          | 0.0          | 15,026.3 | 645,044.9              | 3/4. 2021                             |  |
| 233,002.5        | 14,866.7      | 148,179.6 | 41,931.9              | 13,145.7          | 0.0          | 14,878.6 | 685,250.5              | 4/4                                   |  |
| 241,798.6        | 15,482.2      | 152,507.2 | 42,452.4              | 16,651.5          | 0.0          | 14,705.3 | 727,113.3              | 1/4. 2022                             |  |
| 255,725.6        | 15,308.2      | 170,665.8 | 39,743.5              | 15,838.6          | 0.0          | 14,169.5 | 782,732.7              | 2/4                                   |  |
| 249,404.3        | 19,408.0      | 160,025.8 | 40,563.6              | 15,843.3          | 0.0          | 13,563.6 | 828,270.6              | 3/4                                   |  |
| 251,172.9        | 20,569.4      | 154,856.4 | 45,195.5              | 16,404.4          | 0.0          | 14,147.2 | 800,510.9              | 4/4                                   |  |
| 257,578.7        | 20,213.5      | 162,131.3 | 43,076.8              | 17,851.5          | 0.0          | 14,305.6 | 806,644.2              | 1/4. 2023                             |  |
| 239,759.8        | 18,684.7      | 147,394.3 | 43,068.5              | 16,432.2          | 0.0          | 14,180.1 | 793,249.9              | 2/4                                   |  |
| 229,381.2        | 17,289.2      | 146,808.1 | 35,403.0              | 15,918.7          | 0.0          | 13,962.2 | 813,291.8              | 3/4                                   |  |
| 227,715.4        | 17,913.1      | 141,970.6 | 37,794.2              | 15,774.5          | 0.0          | 14,263.0 | 810,290.1              | 4/4                                   |  |
| 229,012.9        | 17,079.0      | 143,274.8 | 38,178.0              | 16,412.6          | 0.0          | 14,068.5 | 830,980.8              | 1/4. 2024                             |  |
| 228,677.4        | 16,233.9      | 144,449.0 | 38,413.4              | 15,601.9          | 0.0          | 13,979.2 | 858,450.4              | 2/4                                   |  |

Note: 1) Data are revised due to the implementation of BPM6(2014. 5.)

2) Since 2022, figures are preliminary.

Source: The Bank of Korea.





## XV. 에너지

Energy

1. 에너지원별 생산·공급 및 수출입 ..... 353
2. 에너지 수급 ..... 355
3. 에너지 소비 ..... 356
4. 에너지 가격 ..... 357
5. 판매 전력량 ..... 358
6. 전력총괄 ..... 360

## 주요 용어 해설 (Explanation of Terms)

### XV-1. TOE(Ton of oil equivalent)

- 각각 다른 종류의 에너지원들을 원유 1톤이 가지고 있는 열량을 기준으로 표준화한 단위를 말함  
1TOE =  $10^7$ kcal

### XV-1. 원자력(Nuclear)

- 핵분열 에너지를 이용하는 발전방식으로 화력발전소의 보일러 부분이 원자로 계통으로 치환되어 포화 증기를 발생하고 그 이외는 화력발전소와 유사함

### XV-1. 수력(Hydro)

- 물의 낙차를 이용하여 물의 위치에너지가 운동에너지로 전환하는 과정에서 수차를 구동하여 발전하는 방식

### XV-1. 1차에너지공급(Total primary energy supply)

- 국내 자연자원에서의 생산을 비롯하여 경제 외부로부터 공급된 에너지 상품 흐름의 합계를 말함. 여기서 일차는 '초기' 공급의 개념으로 일차에너지 상품과 이차에너지 상품을 모두 포함함. 에너지 상품은 국내생산, 수입, 수출, 국제해운병커링, 국제항공병커링, 재고증감 등의 '공급원(Source of supply)'을 통해 한 국가에 공급되며 이들의 합계가 바로 일차에너지공급이 됨

### XV-2. 원유(Crude oil)

- 지하 유층에서 액체 상태로 얻어지며 상당한 휘발성을 가진 탄화수소의 혼합물임. 정제 공정을 거쳐 생산되는 각종 석유제품의 원료로 사용되며, 원유가스화, 원유연소 등 직접 공업 원료나 연료로 사용되기도 함

### XV-3. 최종소비(TFC : Total final consumption)

- 최종소비 부분은 에너지 상품이 아닌 제품의 생산 또는 활동을 위해 에너지 상품이 연료 또는 비에너지의 목적으로 최종소비되는 부분임. 에너지 상품은 최종소비 부분에서 모두 소비되는 것으로 간주되기 때문에 에너지 계정에서 사라짐

### XV-5. 판매 전력량(Electric power sold)

- 총소비전력량에서 자가 발전 수용가의 자가소비량을 제외한 전력회사의 판매량

### XV-6. 공급능력(Capacity)

- 총 발전 설비능력에서 장비의 고장, 노후화, 보수 등으로 인한 능력 감소분을 제외시킨 능력

XV-6. 최대전력(Peak load)

- 어느 기간 중에 부하가 가장 많이 걸렸을 때의 전력치로써 우리나라에서는 전 발전소에서 생산·공급한 전력량을 매 시간별로 기록하여 이 중 가장 큰 전력치를 말함

XV-6. 평균전력(Average load)

- 일정한 기간 중의 전력량을 그 기간의 총시간으로 나눈 것

XV-6. 기력(Steam)

- 터빈 또는 증기 기관과 같이 증기를 작업 유체로 하는 원동기로 발전기를 구동하는 화력발전. 연료를 화로에서 연소하여 고온연소가스의 열에너지에 따라 고온, 고압의 증기를 보일러에서 발생시키고 이것을 증기터빈으로 보내어 터빈을 회전시킴

XV-6. 신재생에너지(New & renewable energy)

- 석유, 석탄, 원자력, 천연가스, 수력등 종래 사용되어온 에너지 이외에 장차 기술개발에 의하여 공급이 가능하게 될 태양에너지, 바이오매스, 동력, 소수력, 지열, 해양에너지, 수소에너지, 석탄 전환연료 등을 말함



# 1. Energy Production, Supply and Import & Export by Source

|            | Energy production | Anthracite | 가   | 2)  | Nuclear      | Hydro | Biofuels and waste |
|------------|-------------------|------------|-----|-----|--------------|-------|--------------------|
|            |                   |            | 1)  | Oil |              |       |                    |
|            |                   | 1,000 TOE  |     |     | Thousand TOE |       |                    |
| 2018       | 41,133            | 569        | 305 | 28  | 28,437       | 719   | 7,984              |
| 2019       | 44,078            | 513        | 259 | 23  | 31,079       | 594   | 7,604              |
| 2020       | 48,325            | 482        | 185 | 15  | 34,119       | 826   | 7,478              |
| 2021       | 49,234            | 425        | 55  | 5   | 33,657       | 651   | 8,053              |
| 2022       | 54,621            | 386        | -   | 2   | 37,500       | 755   | 8,251              |
| 2023 p)    | 56,517            | 304        | -   | -   | 38,445       | 792   | 8,942              |
| 2023. 7 p) | 5,008             | 24         | -   | -   | 3,370        | 145   | 836                |
| 8          | 5,091             | 21         | -   | -   | 3,381        | 90    | 814                |
| 9          | 4,723             | 22         | -   | -   | 3,193        | 97    | 760                |
| 10         | 4,643             | 22         | -   | -   | 3,224        | 61    | 676                |
| 11         | 4,840             | 29         | -   | -   | 3,348        | 49    | 703                |
| 12         | 4,918             | 23         | -   | -   | 3,472        | 59    | 779                |
| 2024. 1    | 4,695             | 25         | -   | -   | 3,187        | 47    | 823                |
| 2          | 4,423             | 19         | -   | -   | 3,135        | 53    | 746                |
| 3          | 4,870             | 23         | -   | -   | 3,320        | 61    | 792                |
| 4          | 4,888             | 23         | -   | -   | 3,113        | 123   | 779                |
| 5          | 5,148             | 21         | -   | -   | 3,413        | 111   | 762                |
| 6          | 4,915             | 20         | -   | -   | 3,212        | 101   | 788                |
| 7          | 5,320             | 21         | -   | -   | 3,511        | 136   | 924                |

|            | Geothermal, solar, etc. | Heat      | 1                           | Coal   | 가            | Oil     |
|------------|-------------------------|-----------|-----------------------------|--------|--------------|---------|
|            |                         |           | Total Primary Energy Supply |        | Gas          |         |
|            |                         | 1,000 TOE |                             |        | Thousand TOE |         |
| 2018       | 3,024                   | 68        | 300,738                     | 90,965 | 55,090       | 114,450 |
| 2019       | 3,940                   | 66        | 297,612                     | 85,048 | 53,875       | 115,408 |
| 2020       | 5,146                   | 73        | 285,512                     | 75,983 | 53,915       | 107,970 |
| 2021       | 6,320                   | 68        | 300,515                     | 76,968 | 59,594       | 115,204 |
| 2022       | 7,657                   | 69        | 303,954                     | 75,869 | 59,176       | 114,676 |
| 2023 p)    | 7,960                   | 73        | 297,599                     | 73,700 | 56,648       | 111,037 |
| 2023. 7 p) | 627                     | 6         | 25,270                      | 6,536  | 4,261        | 9,489   |
| 8          | 778                     | 7         | 25,415                      | 7,469  | 3,970        | 8,911   |
| 9          | 645                     | 6         | 23,216                      | 5,912  | 3,747        | 8,855   |
| 10         | 656                     | 5         | 24,286                      | 5,917  | 4,347        | 9,396   |
| 11         | 707                     | 5         | 24,705                      | 5,502  | 4,789        | 9,604   |
| 12         | 578                     | 6         | 27,781                      | 6,797  | 6,360        | 9,728   |
| 2024. 1    | 606                     | 8         | 29,016                      | 6,952  | 7,046        | 10,351  |
| 2          | 467                     | 5         | 25,711                      | 6,169  | 6,354        | 8,786   |
| 3          | 668                     | 6         | 24,428                      | 4,850  | 5,192        | 9,537   |
| 4          | 844                     | 6         | 24,269                      | 5,320  | 4,700        | 9,390   |
| 5          | 836                     | 6         | 24,073                      | 5,300  | 4,226        | 9,424   |
| 6          | 789                     | 6         | 23,055                      | 4,925  | 3,771        | 9,453   |
| 7          | 721                     | 6         | 25,285                      | 6,364  | 4,749        | 8,878   |

: 1) -1 가 (2021 12 31 ) Note: 1) Production at Donghae-1 gas field(End of production on December 31, 2021).  
2) Crude oil and refinery feedstocks  
3) Heat production by autoproducer plants  
4) Crude oil and refinery feedstocks and petroleum products  
5) Coal and coal products including coke oven cake  
: Source: Korea Energy Economics Institute.

# 1. ( ) Energy Production, Supply and Import & Export by Source (Cont'd)

|            | 1 Total Primary Energy Supply |       |                    |                         |      | (A)                |        |
|------------|-------------------------------|-------|--------------------|-------------------------|------|--------------------|--------|
|            | Nuclear                       | Hydro | Biofuels and waste | Geothermal, solar, etc. | Heat | Energy Imports (A) | Coal   |
|            |                               |       |                    |                         |      |                    |        |
| 2018       | 28,437                        | 719   | 7,985              | 3,024                   | 68   | 354,196            | 89,484 |
| 2019       | 31,079                        | 594   | 7,601              | 3,940                   | 66   | 338,899            | 85,586 |
| 2020       | 34,119                        | 826   | 7,479              | 5,146                   | 73   | 313,504            | 74,875 |
| 2021       | 33,657                        | 651   | 8,052              | 6,320                   | 68   | 326,861            | 76,172 |
| 2022       | 37,500                        | 755   | 8,252              | 7,657                   | 69   | 336,443            | 75,794 |
| 2023 p)    | 38,445                        | 792   | 8,943              | 7,960                   | 73   | 326,759            | 72,434 |
| 2023. 7 p) | 3,370                         | 145   | 837                | 627                     | 6    | 25,604             | 6,436  |
| 8          | 3,381                         | 90    | 809                | 778                     | 7    | 27,076             | 7,126  |
| 9          | 3,193                         | 97    | 761                | 645                     | 6    | 26,691             | 5,905  |
| 10         | 3,224                         | 61    | 681                | 656                     | 5    | 26,599             | 5,545  |
| 11         | 3,348                         | 49    | 702                | 707                     | 5    | 27,488             | 5,417  |
| 12         | 3,472                         | 59    | 780                | 578                     | 6    | 30,175             | 6,511  |
| 2024. 1    | 3,187                         | 47    | 820                | 606                     | 8    | 31,334             | 7,076  |
| 2          | 3,135                         | 53    | 742                | 467                     | 5    | 28,760             | 6,219  |
| 3          | 3,320                         | 61    | 794                | 668                     | 6    | 26,292             | 5,025  |
| 4          | 3,113                         | 123   | 774                | 844                     | 6    | 28,149             | 5,540  |
| 5          | 3,413                         | 111   | 757                | 836                     | 6    | 27,517             | 5,375  |
| 6          | 3,212                         | 101   | 799                | 789                     | 6    | 24,812             | 5,156  |
| 7          | 3,511                         | 136   | 920                | 721                     | 6    | 26,791             | 6,122  |

|            | 가           |         | (B)                |      |        | (A-B)       |
|------------|-------------|---------|--------------------|------|--------|-------------|
|            | Natural gas | Oil     | Energy Exports (B) | Coal | Oil    | Net imports |
|            |             |         |                    |      |        |             |
| 2018       | 57,484      | 207,227 | 74,878             | 47   | 74,831 | 279,318     |
| 2019       | 53,217      | 200,097 | 72,526             | 12   | 72,514 | 266,374     |
| 2020       | 52,217      | 186,412 | 65,399             | 110  | 65,288 | 248,106     |
| 2021       | 59,987      | 190,702 | 62,376             | 217  | 62,159 | 264,486     |
| 2022       | 60,683      | 199,966 | 69,338             | 19   | 69,318 | 267,105     |
| 2023 p)    | 57,705      | 196,620 | 68,756             | 0    | 68,756 | 258,003     |
| 2023. 7 p) | 3,419       | 15,749  | 5,316              | 0    | 5,316  | 20,288      |
| 8          | 4,457       | 15,493  | 5,416              | 0    | 5,416  | 21,660      |
| 9          | 3,817       | 16,969  | 5,823              | 0    | 5,823  | 20,867      |
| 10         | 4,439       | 16,614  | 6,216              | 0    | 6,216  | 20,383      |
| 11         | 4,863       | 17,208  | 6,047              | 0    | 6,047  | 21,442      |
| 12         | 6,500       | 17,165  | 6,187              | 0    | 6,187  | 23,988      |
| 2024. 1    | 6,347       | 17,911  | 6,131              | 0    | 6,131  | 25,204      |
| 2          | 5,496       | 17,046  | 5,843              | 0    | 5,843  | 22,917      |
| 3          | 4,678       | 16,589  | 6,454              | 0    | 6,454  | 19,838      |
| 4          | 5,439       | 17,170  | 5,765              | 0    | 5,765  | 22,384      |
| 5          | 4,689       | 17,453  | 6,302              | 0    | 6,302  | 21,215      |
| 6          | 4,021       | 15,634  | 5,137              | 0    | 5,137  | 19,674      |
| 7          | 3,981       | 16,688  | 6,169              | 0    | 6,169  | 20,622      |

## 2. Energy Supply and Demand

|            | Anthracite |         |        | 1)<br>Bituminous and other coal |        | Crude oil & refinery feedstocks |           |        |              |  |
|------------|------------|---------|--------|---------------------------------|--------|---------------------------------|-----------|--------|--------------|--|
|            | Production | Imports | Stocks | Imports                         | Stocks | Production                      | Imports   | Stocks |              |  |
|            | 1,000      |         |        | Thousand ton                    |        | 1,000                           |           |        | Thousand bbl |  |
|            |            |         |        |                                 |        |                                 |           |        |              |  |
| 2018       | 1,202      | 8,201   | 2,589  | 140,969                         | 6,266  | 189                             | 1,126,403 | 59,367 |              |  |
| 2019       | 1,084      | 6,858   | 2,650  | 134,933                         | 7,836  | 155                             | 1,075,973 | 52,761 |              |  |
| 2020       | 1,019      | 6,286   | 2,772  | 117,600                         | 6,455  | 103                             | 987,422   | 50,884 |              |  |
| 2021       | 898        | 6,475   | 2,810  | 119,625                         | 5,399  | 36                              | 973,734   | 48,956 |              |  |
| 2022       | 820        | 5,384   | 2,807  | 120,179                         | 5,886  | 17                              | 1,047,685 | 52,246 |              |  |
| 2023 p)    | 646        | 4,639   | 2,696  | 115,122                         | 4,497  | -                               | 1,018,299 | 47,558 |              |  |
| 2023. 7 p) | 50         | 363     | 2,885  | 10,347                          | 5,956  | -                               | 82,989    | 50,883 |              |  |
| 8          | 45         | 483     | 2,875  | 11,301                          | 5,453  | -                               | 76,766    | 47,485 |              |  |
| 9          | 47         | 418     | 2,847  | 9,357                           | 5,496  | -                               | 86,338    | 51,988 |              |  |
| 10         | 46         | 410     | 2,772  | 8,711                           | 4,959  | -                               | 84,496    | 48,787 |              |  |
| 11         | 61         | 435     | 2,741  | 8,507                           | 4,885  | -                               | 86,447    | 48,444 |              |  |
| 12         | 48         | 227     | 2,696  | 10,518                          | 4,497  | -                               | 90,691    | 47,558 |              |  |
| 2024. 1    | 53         | 413     | 2,637  | 11,148                          | 4,804  | -                               | 90,430    | 47,697 |              |  |
| 2          | 40         | 359     | 2,620  | 9,911                           | 4,918  | -                               | 89,808    | 53,761 |              |  |
| 3          | 49         | 393     | 2,622  | 7,864                           | 5,234  | -                               | 83,417    | 49,193 |              |  |
| 4          | 49         | 471     | 2,622  | 8,492                           | 5,574  | -                               | 90,854    | 52,542 |              |  |
| 5          | 44         | 198     | 2,641  | 8,748                           | 5,750  | -                               | 88,994    | 51,504 |              |  |
| 6          | 42         | 277     | 2,650  | 8,201                           | 6,162  | -                               | 78,932    | 48,481 |              |  |
| 7          | 45         | 496     | 2,661  | 9,642                           | 5,812  | -                               | 84,997    | 46,962 |              |  |

|            | Petroleum products |              | 가<br>Natural gas |              |        | 가<br>City gas  |                   |                          |
|------------|--------------------|--------------|------------------|--------------|--------|----------------|-------------------|--------------------------|
|            | Imports            | Stocks       | Production       | Imports      | Stocks | Supply         |                   |                          |
|            |                    |              |                  |              |        | (A)<br>Propane | LNG<br>(B)<br>LNG | 가<br>(A+B)<br>Production |
|            | 1,000              | Thousand bbl | 1,000            | Thousand ton | TJ     |                |                   |                          |
| 2018       | 341,628            | 62,772       | 234              | 44,015       | 4,374  | 4,493          | 1,073,038         | 1,077,531                |
| 2019       | 352,147            | 54,709       | 198              | 40,748       | 4,069  | 988            | 1,018,825         | 1,019,813                |
| 2020       | 347,302            | 53,557       | 142              | 39,982       | 2,886  | 1,033          | 986,708           | 987,742                  |
| 2021       | 392,317            | 52,402       | 42               | 45,932       | 3,207  | 6,808          | 1,045,368         | 1,052,176                |
| 2022       | 367,072            | 52,353       | -                | 46,394       | 4,351  | 13,998         | 1,075,739         | 1,089,737                |
| 2023 p)    | 372,054            | 58,528       | -                | 44,117       | 5,156  | 10,854         | 992,784           | 1,003,638                |
| 2023. 7 p) | 27,444             | 54,629       | -                | 2,614        | 4,490  | -              | 49,460            | 49,460                   |
| 8          | 33,337             | 56,784       | -                | 3,407        | 4,868  | -              | 47,380            | 47,380                   |
| 9          | 33,513             | 57,988       | -                | 2,918        | 4,922  | -              | 47,865            | 47,865                   |
| 10         | 33,051             | 58,023       | -                | 3,394        | 4,995  | 377            | 60,637            | 61,014                   |
| 11         | 35,765             | 59,474       | -                | 3,718        | 5,055  | 649            | 101,252           | 101,901                  |
| 12         | 30,855             | 58,528       | -                | 4,969        | 5,156  | 1,696          | 144,932           | 146,628                  |
| 2024. 1    | 35,947             | 56,751       | -                | 4,852        | 4,622  | 1,986          | 152,589           | 154,575                  |
| 2          | 30,423             | 57,125       | -                | 4,202        | 3,969  | 1,576          | 120,605           | 122,182                  |
| 3          | 34,353             | 55,025       | -                | 3,576        | 3,575  | 830            | 113,376           | 114,206                  |
| 4          | 30,984             | 55,572       | -                | 4,159        | 4,144  | -              | 67,529            | 67,529                   |
| 5          | 34,572             | 58,408       | -                | 3,585        | 4,499  | -              | 60,554            | 60,554                   |
| 6          | 31,820             | 57,891       | -                | 3,074        | 4,687  | -              | 52,049            | 52,049                   |
| 7          | 33,178             | 60,247       | -                | 3,043        | 4,100  | -              | 52,010            | 52,010                   |

: 1)

:

Note: 1) Bituminous and other coal includes coking coal, other bituminous coal, sub-bituminous coal, lignite/brown coal, peat, patent fuel and coke oven coke.  
Source: Korea Energy Economics Institute.

### 3. Energy Consumption

|            | Anthracite    |                  |                   | 2) Bituminous coal     |                  |          | Petroleum products        |                        |         |
|------------|---------------|------------------|-------------------|------------------------|------------------|----------|---------------------------|------------------------|---------|
|            | 1)            |                  |                   | 1)                     | 3)               |          |                           |                        |         |
|            | Total         | Power generation | TFC               | Total                  | Power generation | Industry | Power generation & others | Transformation own use | TFC     |
|            | 1,000         |                  |                   | Thousand ton           |                  |          | 1,000                     | Thousand bbl           |         |
| 2018       | 9,269         | 992              | 8,277             | 136,681                | 90,764           | 45,917   | 9,706                     | 41,509                 | 788,210 |
| 2019       | 7,902         | 1,165            | 6,737             | 128,434                | 83,637           | 44,797   | 7,396                     | 41,642                 | 796,132 |
| 2020       | 7,193         | 971              | 6,221             | 112,511                | 69,772           | 42,740   | 5,420                     | 41,306                 | 752,269 |
| 2021       | 7,324         | 900              | 6,424             | 112,435                | 68,040           | 44,395   | 5,961                     | 38,312                 | 809,098 |
| 2022       | 6,209         | 912              | 5,297             | 108,376                | 66,212           | 42,164   | 6,706                     | 38,981                 | 798,903 |
| 2023 p)    | 5,430         | 917              | 4,512             | 102,568                | 59,793           | 42,775   | 4,595                     | 39,205                 | 766,182 |
| 2023. 7 p) | 405           | 62               | 343               | 9,521                  | 5,841            | 3,680    | 318                       | 3,148                  | 66,069  |
| 8          | 501           | 118              | 383               | 9,717                  | 6,215            | 3,502    | 232                       | 2,974                  | 63,793  |
| 9          | 500           | 113              | 388               | 8,176                  | 4,641            | 3,535    | 202                       | 3,291                  | 62,101  |
| 10         | 533           | 78               | 455               | 7,771                  | 4,226            | 3,545    | 361                       | 3,446                  | 63,060  |
| 11         | 513           | 36               | 477               | 8,136                  | 4,537            | 3,599    | 336                       | 3,332                  | 64,720  |
| 12         | 341           | 63               | 278               | 9,231                  | 5,531            | 3,700    | 468                       | 3,646                  | 67,358  |
| 2024. 1    | 527           | 125              | 402               | 9,433                  | 5,760            | 3,673    | 419                       | 3,784                  | 70,836  |
| 2          | 417           | 51               | 366               | 8,299                  | 4,887            | 3,412    | 339                       | 3,467                  | 61,601  |
| 3          | 438           | 49               | 389               | 7,747                  | 4,122            | 3,625    | 347                       | 3,524                  | 67,440  |
| 4          | 478           | 56               | 422               | 7,106                  | 3,756            | 3,350    | 252                       | 3,317                  | 65,112  |
| 5          | 287           | 87               | 200               | 6,863                  | 3,520            | 3,343    | 191                       | 3,491                  | 66,045  |
| 6          | 345           | 83               | 262               | 7,708                  | 4,319            | 3,389    | 224                       | 3,244                  | 67,445  |
| 7          | 501           | 84               | 417               | 9,125                  | 5,752            | 3,373    | 274                       | 3,453                  | 61,478  |
|            | 가 Natural gas |                  |                   |                        |                  |          | 가 City gas                |                        |         |
|            | 1)            |                  | 가                 |                        |                  |          | 4)                        |                        |         |
|            | Total         | Power generation | Gas manufacturing | Transformation own use | Industry         |          | Power generation          | Transformation own use | TFC     |
|            | 1,000         |                  |                   | Thousand ton           |                  |          | TJ                        |                        |         |
| 2018       | 42,283        | 20,364           | 19,624            | 919                    | 1,357            |          | 42,067                    | 49,625                 | 996,177 |
| 2019       | 41,002        | 19,406           | 18,633            | 1,487                  | 1,479            |          | 29,645                    | 35,525                 | 966,918 |
| 2020       | 41,489        | 19,979           | 18,045            | 1,848                  | 1,623            |          | 24,364                    | 19,591                 | 947,573 |
| 2021       | 45,807        | 23,249           | 19,118            | 1,817                  | 1,632            |          | 26,533                    | 37,892                 | 978,944 |
| 2022       | 45,562        | 22,707           | 19,643            | 1,514                  | 1,703            |          | 28,846                    | 34,698                 | 998,003 |
| 2023 p)    | 43,921        | 21,618           | 18,129            | 2,020                  | 2,162            |          | 22,748                    | 24,352                 | 925,489 |
| 2023. 7 p) | 3,167         | 1,876            | 903               | 180                    | 207              |          | 489                       | 1,334                  | 46,885  |
| 8          | 3,188         | 1,966            | 865               | 172                    | 187              |          | 665                       | 1,202                  | 44,231  |
| 9          | 2,969         | 1,725            | 874               | 179                    | 191              |          | 568                       | 1,515                  | 43,742  |
| 10         | 2,989         | 1,510            | 1,107             | 194                    | 179              |          | 997                       | 1,885                  | 51,350  |
| 11         | 3,898         | 1,675            | 1,849             | 196                    | 179              |          | 2,791                     | 2,767                  | 80,492  |
| 12         | 5,016         | 1,936            | 2,647             | 191                    | 242              |          | 5,036                     | 5,159                  | 122,054 |
| 2024. 1    | 5,438         | 2,200            | 2,786             | 188                    | 264              |          | 4,978                     | 4,109                  | 135,896 |
| 2          | 4,451         | 1,801            | 2,202             | 200                    | 247              |          | 3,615                     | 3,641                  | 117,153 |
| 3          | 4,479         | 2,019            | 2,070             | 196                    | 194              |          | 2,235                     | 2,188                  | 104,897 |
| 4          | 3,292         | 1,605            | 1,233             | 190                    | 265              |          | 876                       | 2,164                  | 71,506  |
| 5          | 3,224         | 1,649            | 1,106             | 196                    | 274              |          | 1,143                     | 1,982                  | 56,547  |
| 6          | 3,193         | 1,770            | 950               | 176                    | 297              |          | 614                       | 1,757                  | 48,062  |
| 7          | 3,499         | 2,077            | 950               | 182                    | 291              |          | 457                       | 1,646                  | 47,983  |

: 1)

2)

3)

4)

:

Note: 1) Total primary energy consumption

2) Bituminous coal includes coking coal and other bituminous coal.

3) Includes sub-bituminous coal.

4) Includes CHP and heat-only plants.

Source: Korea Energy Economics Institute.



## 4. 가 Retail Price of Energy

|            | 1)       |          | 1)             | 2)       | 3)         |                            | Butane    |             | Coal         |    |
|------------|----------|----------|----------------|----------|------------|----------------------------|-----------|-------------|--------------|----|
|            | Gasoline | Kerosene | Gas/Diesel oil | Bunker-C | Propane    | Residential/<br>commercial | Transport | Anthracite  | Briquette    |    |
|            |          | Kerosene |                |          |            |                            |           |             |              | 4) |
|            | (won) /  |          |                |          | (won) / kg |                            | (won) /   | (won) / ton | (won) / each |    |
| 2018       | 1,581.4  | 942.3    | 1,391.9        | 724.3    | 1,920.4    | 2,177.4                    | 874.5     | 167,164     | 561          |    |
| 2019       | 1,472.4  | 961.7    | 1,340.5        | 733.6    | 1,869.9    | 2,140.4                    | 806.3     | 179,380     | 657          |    |
| 2020       | 1,381.4  | 853.8    | 1,189.7        | 570.1    | 1,851.2    | 2,148.0                    | 790.8     | 179,380     | 657          |    |
| 2021       | 1,590.6  | 946.8    | 1,391.4        | 731.6    | 2,092.3    | 2,415.1                    | 932.2     | 179,380     | 657          |    |
| 2022       | 1,812.8  | 1,473.9  | 1,842.9        | 1,082.2  | 2,478.1    | 2,854.7                    | 1,081.8   | 179,380     | 657          |    |
| 2023 p)    | 1,643.0  | 1,403.0  | 1,558.3        | 924.4    | 2,372.7    | 2,774.2                    | 957.4     | 179,380     | 657          |    |
| 2023. 7 p) | 1,585.5  | 1,317.6  | 1,396.5        | 883.3    | 2,287.5    | 2,648.4                    | 905.3     | 179,380     | 657          |    |
| 8          | 1,716.8  | 1,339.6  | 1,573.2        | 880.5    | 2,242.8    | 2,591.2                    | 870.4     | 179,380     | 657          |    |
| 9          | 1,769.2  | 1,389.1  | 1,666.5        | 963.7    | 2,285.0    | 2,631.6                    | 895.5     | 179,380     | 657          |    |
| 10         | 1,775.9  | 1,432.9  | 1,690.3        | 992.6    | 2,367.9    | 2,728.4                    | 940.3     | 179,380     | 657          |    |
| 11         | 1,684.1  | 1,426.3  | 1,628.2        | 1,024.1  | 2,416.6    | 2,826.6                    | 970.9     | 179,380     | 657          |    |
| 12         | 1,600.6  | 1,389.5  | 1,526.3        | 994.7    | 2,420.1    | 2,858.0                    | 970.8     | 179,380     | 657          |    |
| 2024. 1    | 1,569.3  | 1,359.5  | 1,480.1        | 900.9    | 2,418.8    | 2,857.3                    | 970.5     | 179,380     | 657          |    |
| 2          | 1,614.5  | 1,360.8  | 1,517.8        | 909.5    | 2,418.9    | 2,860.0                    | 970.5     | 179,380     | 657          |    |
| 3          | 1,639.1  | 1,365.6  | 1,539.0        | 938.2    | 2,418.5    | 2,854.5                    | 970.2     | 179,380     | 657          |    |
| 4          | 1,687.8  | 1,367.4  | 1,557.8        | 947.8    | 2,419.3    | 2,843.4                    | 970.1     | 179,380     | 657          |    |
| 5          | 1,697.5  | 1,364.0  | 1,539.6        | 979.4    | 2,418.7    | 2,833.3                    | 970.0     | 179,380     | 657          |    |
| 6          | 1,657.4  | 1,351.8  | 1,487.5        | 959.8    | 2,417.5    | 2,826.1                    | 969.5     | 179,380     | 657          |    |
| 7          | 1,707.1  | 1,352.9  | 1,542.5        | 942.9    | 2,423.1    | 2,825.5                    | 982.6     | 179,380     | 657          |    |

|             | 6)          |          |          | 가 7)         |                        | 가 8)     |            |            |          |
|-------------|-------------|----------|----------|--------------|------------------------|----------|------------|------------|----------|
|             | Electricity |          |          | LNG          |                        | City gas |            |            |          |
|             | Average     | ( )      | ( )      | Import value | Unit Price             | 가 9)     | 10)        | Industrial | Business |
|             |             | Lighting | Power    |              |                        |          |            |            |          |
| (won) / kwh |             |          | (mil.\$) | \$/ ton      | (won) / m <sup>3</sup> |          | (won) / MJ |            |          |
| 2018        | 108.7       | 111.5    | 108.0    | 23,188.9     | 526.8                  | 15.1     | 15.4       | 13.0       | 14.8     |
| 2019        | 108.7       | 111.7    | 107.8    | 20,566.6     | 504.7                  | 15.5     | 16.0       | 13.7       | 15.4     |
| 2020        | 109.8       | 113.3    | 108.8    | 15,716.3     | 393.1                  | 15.1     | 15.1       | 12.6       | 14.9     |
| 2021        | 108.1       | 112.2    | 107.0    | 25,452.8     | 554.1                  | 14.2     | 17.2       | 14.3       | 13.7     |
| 2022        | 120.5       | 124.0    | 119.6    | 50,022.2     | 1,078.2                | 16.6     | 28.7       | 25.9       | 16.3     |
| 2023 p)     | 152.8       | 152.6    | 152.9    | 36,048.9     | 817.1                  | 20.4     | 26.0       | 23.2       | 20.1     |
| 2023. 7 p)  | 165.7       | 169.0    | 164.9    | 1,622.5      | 620.6                  | 20.7     | 24.0       | 21.1       | 20.4     |
| 8           | 166.0       | 166.6    | 165.9    | 2,248.8      | 660.0                  | 20.7     | 22.8       | 19.9       | 20.4     |
| 9           | 149.5       | 158.7    | 146.9    | 1,979.0      | 678.2                  | 20.7     | 22.7       | 19.7       | 20.4     |
| 10          | 144.5       | 150.3    | 143.0    | 2,133.1      | 628.5                  | 20.7     | 23.4       | 20.5       | 20.4     |
| 11          | 163.3       | 151.2    | 166.5    | 2,395.3      | 644.3                  | 20.7     | 21.8       | 18.9       | 20.4     |
| 12          | 166.1       | 158.5    | 168.2    | 3,820.6      | 768.8                  | 20.7     | 23.0       | 21.0       | 20.6     |
| 2024. 1     | 165.6       | 157.2    | 168.2    | 3,454.8      | 712.0                  | 19.7     | 34.3       | 22.9       | 20.6     |
| 2           | 165.5       | 157.4    | 168.2    | 2,707.1      | 644.3                  | 20.7     | 23.0       | 20.9       | 20.6     |
| 3           | 151.1       | 153.5    | 150.4    | 2,183.5      | 610.6                  | 20.7     | 23.5       | 21.5       | 20.6     |
| 4           | 149.9       | 148.6    | 150.3    | 2,549.2      | 613.0                  | 20.7     | 22.0       | 19.1       | 20.4     |
| 5           | 150.7       | 154.2    | 149.9    | 2,086.2      | 582.0                  | 20.7     | 23.3       | 20.1       | 20.4     |
| 6           | 166.2       | 161.6    | 167.3    | 1,841.5      | 599.1                  | 20.7     | 23.3       | 19.5       | 20.4     |
| 7           | 172.5       | 170.7    | 172.9    | 1,844.2      | 606.0                  | 20.7     | 23.3       | 20.1       | 20.4     |

: 1) / 가 ( 가 가 )  
 2) 가 ( 가 가 )  
 3) 가 ( 가 가 )  
 4) 5 (4,400~4,599 kcal/kg) 가  
 5) ( 12.75 ) ( 5 ) 가  
 6) 2004 1 가  
 7) CIF  
 8) 가 ( 가 ), 2013 가  
 9) 가 10) 가  
 11) ( )  
 :  
 Note: 1) Gas station sales prices(All the prices include VAT.)  
 2) Agent sales price(All the prices include VAT.)  
 3) Sales prices at general-purpose propane and butane stores.(All the prices include VAT.)  
 4) Based on the top price of Grade 5 (4,400-4,599 kcal/kg) of domestic coal.  
 5) Store prices include transport expenses and the store commission.  
 6) The lighting and power of households and sales volume after January 2004 were changed to low tension and high tension.  
 7) Based on CIF.  
 8) Average price in the Seoul area (excluding VAT), based on mega joule from 2013  
 9) Prices for cooking purpose. 10) Prices for heating of the building.  
 11) Price for business(except public bathroom)  
 Source: Korea Energy Economics Institute.

5.

1)

: MWh

|         | Total       | 가           |            | 3)          | Agri., forestry & fishery | Mining    |                |                |
|---------|-------------|-------------|------------|-------------|---------------------------|-----------|----------------|----------------|
|         |             | Residential | Public     |             |                           |           | Services, etc. | Food, beverage |
| 2021    | 533,430,811 | 77,558,386  | 25,025,912 | 148,181,597 | 18,496,161                | 1,806,892 | 262,361,863    | 13,342,985     |
| 2022    | 547,932,742 | 78,557,569  | 26,218,458 | 155,219,784 | 19,285,373                | 1,758,985 | 266,892,573    | 13,705,942     |
| 2023    | 545,965,955 | 79,885,924  | 26,604,249 | 157,770,852 | 18,777,187                | 1,709,275 | 261,218,468    | 13,787,137     |
| 2023. 8 | 50,433,601  | 9,130,797   | 2,352,846  | 14,909,755  | 1,732,403                 | 135,848   | 22,171,951     | 1,284,831      |
| 9       | 48,055,771  | 8,086,253   | 2,304,796  | 13,915,471  | 1,679,316                 | 134,766   | 21,935,168     | 1,254,831      |
| 10      | 41,750,178  | 6,108,630   | 1,873,348  | 11,585,121  | 1,286,891                 | 133,358   | 20,762,830     | 1,104,997      |
| 11      | 42,906,251  | 5,984,497   | 2,019,130  | 11,833,139  | 1,652,694                 | 151,115   | 21,265,676     | 1,122,208      |
| 12      | 46,215,483  | 6,399,533   | 2,530,336  | 13,757,371  | 1,573,187                 | 150,313   | 21,804,744     | 1,117,115      |
| 2024. 1 | 49,630,014  | 6,984,837   | 2,710,922  | 15,415,708  | 1,846,259                 | 151,966   | 22,520,321     | 1,185,008      |
| 2       | 46,697,821  | 6,867,134   | 2,436,775  | 14,683,199  | 1,833,812                 | 135,372   | 20,741,529     | 1,115,938      |
| 3       | 45,368,404  | 6,200,284   | 2,305,768  | 13,077,690  | 1,618,986                 | 144,702   | 22,020,975     | 1,107,469      |
| 4       | 42,771,101  | 6,129,916   | 2,063,474  | 12,059,141  | 1,416,755                 | 143,711   | 20,958,104     | 1,127,853      |
| 5       | 41,200,280  | 5,704,121   | 1,857,086  | 11,277,878  | 1,245,157                 | 135,244   | 20,980,794     | 1,108,809      |
| 6       | 42,815,600  | 6,044,247   | 2,019,929  | 12,300,321  | 1,398,895                 | 133,759   | 20,918,450     | 1,157,815      |
| 7       | 47,096,107  | 7,272,650   | 2,317,524  | 13,825,934  | 1,391,313                 | 134,569   | 22,154,117     | 1,298,744      |
| 8       | 52,419,907  | 10,078,980  | 2,466,747  | 15,739,654  | 1,842,298                 | 128,956   | 22,163,272     | 1,338,324      |
|         | 5,471,951   | 1,870,297   | 357,817    | 3,113,656   | 1,737                     | 160       | 128,283        | 25,067         |
|         | 2,223,218   | 652,074     | 125,241    | 855,135     | 9,559                     | 1,358     | 579,853        | 67,561         |
|         | 1,676,723   | 475,459     | 88,570     | 623,049     | 15,562                    | 2,006     | 472,077        | 26,227         |
|         | 2,567,706   | 640,905     | 107,596    | 866,245     | 17,339                    | 5,862     | 929,760        | 60,437         |
|         | 951,516     | 284,499     | 57,616     | 357,235     | 7,319                     | 226       | 244,622        | 17,248         |
|         | 1,029,036   | 269,568     | 102,839    | 457,072     | 3,922                     | 67        | 195,567        | 15,972         |
|         | 2,862,345   | 214,873     | 51,123     | 383,858     | 10,402                    | 976       | 2,201,112      | 19,870         |
|         | 388,732     | 78,363      | 36,009     | 100,533     | 10,428                    | 808       | 162,591        | 13,784         |
|         | 13,898,059  | 2,740,572   | 597,699    | 4,081,325   | 263,068                   | 17,935    | 6,197,461      | 319,907        |
|         | 1,476,780   | 269,836     | 138,634    | 573,943     | 80,802                    | 33,093    | 380,473        | 62,318         |
|         | 2,430,148   | 302,282     | 123,432    | 501,611     | 105,495                   | 9,254     | 1,388,074      | 147,168        |
|         | 4,505,712   | 415,729     | 108,088    | 672,095     | 258,100                   | 26,127    | 3,025,573      | 141,242        |
|         | 1,989,855   | 313,922     | 104,537    | 502,527     | 174,022                   | 4,948     | 889,900        | 162,160        |
|         | 3,056,775   | 322,395     | 122,691    | 591,331     | 344,987                   | 5,717     | 1,669,653      | 66,152         |
|         | 3,906,038   | 461,605     | 162,481    | 824,920     | 247,914                   | 14,927    | 2,194,191      | 65,112         |
|         | 3,349,276   | 626,568     | 145,857    | 917,398     | 179,375                   | 4,841     | 1,475,237      | 108,606        |
|         | 636,037     | 140,033     | 36,518     | 317,720     | 112,268                   | 651       | 28,846         | 19,491         |
| 2)      | -           | -           | -          | -           | -                         | -         | -              | -              |

: 1)

10

3)

A.

,

B.

, C.

2)

, O.

, C.

34.

:

5. Electric Power Sold <sup>1)</sup>

| Manufacturing |                                |                                 |             |  |   |            | In MWh                       |
|---------------|--------------------------------|---------------------------------|-------------|--|---|------------|------------------------------|
| Textiles      | Pulp, paper and paper products | Chemicals and chemical products | Basic metal | Electronic, visual, sounding, computer and communication equipment | Motor vehicles, trailers and semitrailers | Others     |                              |
| 8,165,706     | 8,009,899                      | 41,256,268                      | 35,043,680  | 57,788,476   | 17,983,076                                | 80,771,773 | 2021                         |
| 7,796,961     | 8,010,151                      | 40,984,440                      | 35,043,548  | 60,192,109   | 18,516,600                                | 82,642,823 | 2022                         |
| 6,853,776     | 7,691,031                      | 41,210,140                      | 32,875,268  | 58,359,342   | 18,983,692                                | 81,458,082 | 2023                         |
| 563,710       | 632,179                        | 3,548,298                       | 2,534,621   | 5,201,628  | 1,579,577                                 | 6,827,107  | 8. 2023                      |
| 561,605       | 623,672                        | 3,514,190                       | 2,584,616   | 4,987,814  | 1,555,042                                 | 6,853,397  | 9                            |
| 501,137       | 637,620                        | 3,331,808                       | 2,752,516   | 4,699,300  | 1,443,766                                 | 6,291,685  | 10                           |
| 530,516       | 647,483                        | 3,292,672                       | 2,614,161   | 4,728,703  | 1,584,795                                 | 6,745,139  | 11                           |
| 541,864       | 676,676                        | 3,501,830                       | 2,614,871   | 4,753,431  | 1,619,749                                 | 6,979,207  | 12                           |
| 553,257       | 686,543                        | 3,610,146                       | 2,778,566   | 4,780,675  | 1,690,473                                 | 7,235,653  | 1. 2024                      |
| 516,841       | 622,408                        | 3,319,576                       | 2,402,913   | 4,504,605  | 1,526,436                                 | 6,732,812  | 2                            |
| 525,696       | 652,028                        | 3,481,119                       | 2,876,290   | 4,994,995  | 1,580,951                                 | 6,802,426  | 3                            |
| 525,419       | 629,505                        | 3,405,776                       | 2,532,642   | 4,567,983  | 1,562,155                                 | 6,606,771  | 4                            |
| 499,681       | 632,843                        | 3,516,201                       | 2,456,001   | 4,748,567  | 1,525,757                                 | 6,492,933  | 5                            |
| 496,624       | 612,826                        | 3,425,583                       | 2,444,403   | 4,660,714  | 1,556,554                                 | 6,563,930  | 6                            |
| 522,126       | 652,385                        | 3,651,334                       | 2,415,279   | 5,094,953  | 1,610,640                                 | 6,908,656  | 7                            |
| 510,207       | 645,095                        | 3,521,953                       | 2,326,438   | 5,298,370  | 1,620,647                                 | 6,902,238  | 8                            |
| 8,628         | 3,076                          | 3,539                           | 897         | 4,595  | 1,261                                     | 81,220     | Seoul                        |
| 12,881        | 2,555                          | 23,596                          | 131,200     | 8,739  | 105,713                                   | 227,609    | Busan                        |
| 47,979        | 37,371                         | 15,051                          | 20,387      | 35,130   | 119,547                                   | 170,385    | Daegu                        |
| 2,559         | 4,383                          | 38,598                          | 128,032     | 137,875  | 37,765                                    | 520,111    | Incheon                      |
| 9,532         | 4,422                          | 6,174                           | 3,144       | 69,807   | 48,780                                    | 85,514     | Gwangju                      |
| 2,061         | 46,885                         | 18,525                          | 3,791       | 18,338   | 16,667                                    | 73,329     | Daejeon                      |
| 28,713        | 50,572                         | 818,371                         | 236,671     | 3,820  | 207,798                                   | 835,296    | Ulsan                        |
| 1,327         | 30,971                         | 17,110                          | 2,859       | 28,197   | 7,683                                     | 60,659     | Sejong                       |
| 97,016        | 149,947                        | 524,126                         | 147,316     | 3,394,864  | 259,841                                   | 1,304,444  | Gyeonggi-do                  |
| 1,253         | 2,469                          | 7,146                           | 27,021      | 6,245  | 13,177                                    | 260,844    | Gangwon State                |
| 11,893        | 68,335                         | 173,720                         | 29,979      | 214,632  | 66,619                                    | 675,728    | Chungcheongbuk-do            |
| 11,194        | 60,716                         | 353,882                         | 395,692     | 923,480  | 261,695                                   | 877,673    | Chungcheongnam-do            |
| 49,070        | 79,531                         | 186,211                         | 150,971     | 37,969   | 70,960                                    | 153,027    | Jeonbuk State                |
| 13,541        | 8,288                          | 1,038,520                       | 186,049     | 4,229  | 5,982                                     | 346,892    | Jeollanam-do                 |
| 198,584       | 33,537                         | 239,814                         | 606,001     | 352,244  | 208,036                                   | 490,864    | Gyeongsangbuk-do             |
| 13,956        | 60,630                         | 54,926                          | 256,277     | 58,058   | 189,084                                   | 733,700    | Gyeongsangnam-do             |
| 22            | 1,407                          | 2,643                           | 152         | 148  | 40  | 4,942      | Jeju-do                      |
| -             | -                              | -                               | -           | -  | -   | -          | Hwanghaebuk-do <sup>2)</sup> |

Note: 1) Based on the 10th revision of Korean Standard Industrial Classification.

2) Data for electric power sold in Gaeseong Branch

3) Services, etc. include all of the industries classified under the Korean Standard Industrial Classification(KSIC) other than those classified as: A-Agriculture, Forestry and Fishing, B-Mining and Quarrying, C-Manufacturing, and O-Public Administration, Defence and Compulsory Social Security. Services, etc. also include industries classified under subsector 34-Maintenance and Repair Services of Industrial Machinery and Equipment of sector C-Manufacturing.

Source: Korea Electric Power Co.

## 6. Summary of Electric Power

|         | : MW, %, MWh          |          |           |              | In MW, %, Total power generated MWh |                             |                |                        |                     |                      |
|---------|-----------------------|----------|-----------|--------------|-------------------------------------|-----------------------------|----------------|------------------------|---------------------|----------------------|
|         | Generating facilities | Capacity | Peak load | Average load | Reserved facilities                 | Rate of reserved facilities | Reserved power | Rate of reserved power | Average load factor | Average plant factor |
| 2017    | 116,657               | 96,095   | 85,133    | 63,188       | 31,524                              | 37.0                        | 10,962         | 12.9                   | 74.2                | 54.0                 |
| 2018    | 117,205               | 99,570   | 92,478    | 65,142       | 24,727                              | 26.7                        | 7,092          | 7.7                    | 70.4                | 54.7                 |
| 2019    | 122,973               | 96,389   | 90,314    | 64,274       | 32,659                              | 36.2                        | 6,075          | 6.7                    | 71.2                | 51.3                 |
| 2020    | 127,819               | 97,951   | 89,091    | 62,860       | 38,728                              | 43.5                        | 8,860          | 9.9                    | 70.6                | 48.7                 |
| 2021    | 131,330               | 100,739  | 91,141    | 65,846       | 40,189                              | 44.1                        | 9,598          | 10.5                   | 72.2                | 49.1                 |
| 2022    | 137,938               | 105,628  | 94,509    | 67,854       | 43,429                              | 46.0                        | 11,119         | 11.8                   | 71.8                | 49.1                 |
| 2023    | 142,567               | 104,297  | 93,615    | 67,129       | 48,952                              | 52.3                        | 10,682         | 11.4                   | 71.7                | 46.5                 |
| 2023. 8 | 142,567               | 104,297  | 93,615    | 74,198       | 48,952                              | 52.3                        | 10,682         | 11.4                   | 79.3                | 51.7                 |
| 9       | 143,401               | 99,391   | 85,682    | 66,778       | 57,719                              | 67.4                        | 13,709         | 16.0                   | 77.9                | 46.5                 |
| 10      | 143,712               | 85,738   | 70,985    | 60,440       | 72,727                              | 102.5                       | 14,753         | 20.8                   | 85.1                | 42.0                 |
| 11      | 144,063               | 96,366   | 82,716    | 66,064       | 61,347                              | 74.2                        | 13,650         | 16.5                   | 79.9                | 45.9                 |
| 12      | 144,381               | 105,213  | 91,556    | 70,445       | 52,825                              | 57.7                        | 13,657         | 14.9                   | 76.9                | 48.8                 |
| 2024. 1 | 144,640               | 104,997  | 89,231    | 72,780       | 55,409                              | 62.1                        | 15,766         | 17.7                   | 81.6                | 50.3                 |
| 2       | 144,983               | 101,921  | 84,093    | 70,164       | 60,890                              | 72.4                        | 17,828         | 21.2                   | 83.4                | 48.4                 |
| 3       | 145,013               | 95,500   | 81,691    | 66,375       | 63,322                              | 77.5                        | 13,809         | 16.9                   | 81.3                | 45.7                 |
| 4       | 145,191               | 83,155   | 71,199    | 61,192       | 73,992                              | 103.9                       | 11,956         | 16.8                   | 85.9                | 41.7                 |
| 5       | 147,999               | 82,585   | 69,899    | 61,035       | 78,100                              | 111.7                       | 12,686         | 18.1                   | 87.3                | 41.2                 |
| 6       | 148,089               | 89,170   | 80,077    | 65,742       | 68,012                              | 84.9                        | 9,093          | 11.4                   | 82.1                | 44.2                 |
| 7 p)    | 148,932               | 99,162   | 90,254    | 73,145       | 58,678                              | 65.0                        | 8,908          | 9.9                    | 81.0                | 49.0                 |
| 8 p)    | 149,179               | 105,360  | 97,115    | 78,979       | 52,064                              | 53.6                        | 8,245          | 8.5                    | 81.3                | 52.9                 |

|         | Gross generation |           |             |                     |         |                        |            |           |
|---------|------------------|-----------|-------------|---------------------|---------|------------------------|------------|-----------|
|         | Hydro            | Steam     | Complex     | Internal combustion | Nuclear | New & renewable energy | Others     |           |
| 2017    | 553,530,107      | 6,995,173 | 247,842,814 | 125,472,501         | 513,347 | 148,426,725            | 24,279,548 | -         |
| 2018    | 570,646,507      | 7,270,453 | 248,582,670 | 152,689,756         | 528,453 | 133,505,261            | 28,069,912 | -         |
| 2019    | 563,040,305      | 6,247,064 | 232,128,304 | 144,676,488         | 578,912 | 145,909,669            | 31,250,430 | 2,249,438 |
| 2020    | 552,162,160      | 7,148,249 | 200,895,018 | 145,306,374         | 404,673 | 160,183,721            | 31,056,508 | 7,167,616 |
| 2021    | 576,809,488      | 6,737,434 | 202,657,406 | 167,023,808         | 490,697 | 158,015,230            | 39,101,556 | 2,783,357 |
| 2022    | 594,400,365      | 7,256,228 | 199,030,924 | 162,203,845         | 570,046 | 176,054,012            | 47,266,256 | 2,019,054 |
| 2023    | 588,046,503      | 7,500,314 | 189,970,641 | 156,803,950         | 389,789 | 180,494,096            | 50,455,722 | 2,431,991 |
| 2023. 8 | 55,203,063       | 686,325   | 19,238,264  | 14,468,780          | 35,236  | 15,874,591             | 4,690,066  | 209,801   |
| 9       | 48,079,806       | 779,746   | 15,384,539  | 12,599,788          | 29,042  | 14,989,476             | 4,070,205  | 227,010   |
| 10      | 44,967,162       | 662,343   | 13,517,343  | 11,032,067          | 31,280  | 15,135,180             | 4,391,410  | 197,539   |
| 11      | 47,566,116       | 563,455   | 14,941,327  | 12,046,617          | 25,812  | 15,718,365             | 4,111,559  | 158,982   |
| 12      | 52,411,424       | 574,306   | 17,926,644  | 13,771,845          | 31,549  | 16,300,400             | 3,593,269  | 213,410   |
| 2024. 1 | 54,148,465       | 593,967   | 18,410,340  | 15,828,877          | 28,864  | 14,960,555             | 4,092,406  | 233,455   |
| 2       | 47,150,054       | 597,469   | 14,961,735  | 12,944,693          | 25,705  | 14,716,497             | 3,660,731  | 243,225   |
| 3       | 49,382,636       | 750,456   | 13,089,513  | 14,560,771          | 28,949  | 15,588,689             | 5,196,567  | 167,691   |
| 4       | 44,057,971       | 1,001,440 | 11,559,151  | 11,803,486          | 24,540  | 14,617,091             | 4,785,321  | 266,941   |
| 5       | 45,409,824       | 984,617   | 10,278,992  | 12,180,285          | 24,803  | 16,023,177             | 5,617,625  | 300,325   |
| 6       | 47,334,062       | 820,093   | 12,961,620  | 12,999,629          | 25,542  | 15,077,686             | 5,235,096  | 214,395   |
| 7 p)    | 54,419,543       | 981,824   | 16,600,413  | 15,243,118          | 29,285  | 16,483,804             | 4,845,070  | 236,028   |
| 8 p)    | 58,760,104       | 766,215   | 19,777,588  | 16,978,359          | 33,753  | 15,508,112             | 5,477,143  | 218,934   |

: 1) Note: 1) The figures are based on the time of peak load.  
 2)  $[\%] = \frac{\text{Generating facilities} - \text{Peak load}}{\text{Peak load}} \times 100$   
 3)  $[\%] = \frac{\text{Capacity} - \text{Peak load}}{\text{Peak load}} \times 100$   
 4)  $[\%] = \frac{\text{Average load}}{\text{Peak load}} \times 100$   
 5)  $[\%] = \frac{\text{Average load}}{\text{Generating facilities}} \times 100$   
 Source: Korea Electric Power Co.

# 부 록

## Appendix

|                         |     |
|-------------------------|-----|
| 색인.....                 | 363 |
| 통계표 정보 이용안내 .....       | 384 |
| 통계간행물 및 마이크로데이터 안내..... | 389 |
| 통계정보 이용방법 .....         | 407 |



## 색 인

### 【가】

- 가계 | 306
- 가계당좌예금 | 307
- 가계대출 | 313
- 가계부문 | 295, 298
- 가계수입전망 | 107
- 가계수표 | 316
- 가계신용총계 | 313
- 가계용품 | 263, 264
- 가계지출 | 6, 69, 70, 71, 72, 73, 74, 75, 76, 77
- 가계최종소비지출('20년지수기준년연쇄가격) | 10
- 가공식품 | 226, 227, 228, 229
- 가구 | 59, 147, 149, 153, 155, 159, 161, 169, 171, 210, 214
- 가구·가사비품및카페트 | 224
- 가구분포(%) | 74, 76
- 가구수 | 117
- 가구원수(명) | 70, 72, 74, 76
- 가구주연령(세) | 70, 72, 74, 76
- 가방 | 213, 233
- 가사 | 40
- 가사도우미료 | 235
- 가성소다 | 177
- 가소제 | 177
- 가스 | 353, 354
- 가스,증기및온수 | 251
- 가스누출(폭발) | 135
- 가스업 | 183
- 가스제조 | 356
- 가양 | 132, 133
- 가열냉각장치 | 186
- 가전·전자 | 212
- 가전제품 | 210
- 가전제품렌탈비 | 235
- 가전제품및정보통신장비 | 207
- 가전제품수리비 | 235
- 가정·상업 | 355
- 가정·정원용공구및장비 | 224
- 가정용 | 357, 358
- 가정용기기 | 224
- 가정용섬유제품 | 224
- 가정용품·가사서비스 | 71, 73, 75, 77
- 가정용품및가사서비스 | 224, 237, 238, 239, 240, 241, 242, 243, 244, 245, 265
- 가정학습지 | 235
- 가족,가방및신발 | 145, 149, 151, 155, 157, 161, 168, 170
- 가족,가방및신발제조업 | 56
- 가족제품 | 246
- 가족 | 266
- 가족구입비 | 265
- 간병도우미료 | 235
- 갈치 | 227
- 강릉 | 120, 121
- 강릉(7정점) | 136
- 강원 | 21, 23, 25, 87, 163, 200, 208, 242, 309, 310, 315
- 개인서비스 | 226, 234, 235
- 개인서비스업 | 110
- 개인운송장비운영 | 225
- 거래대금 | 317
- 거래량 | 317
- 거래량(액면) | 317
- 거래일수 | 321
- 거제동안(4정점) | 136
- 건강검진비 | 235
- 건강기능식품 | 229
- 건설 | 8
- 건설·광산 | 185
- 건설업 | 5, 46, 47, 55, 60, 61, 62, 63, 111, 184, 193, 271, 273, 275, 277, 279, 281, 283, 312
- 건설용 | 164, 165, 166, 167, 255, 257
- 건설용재료 | 257
- 건설 | 318, 319
- 건축 | 196
- 건축,구조물 | 135
- 건축자재 | 207
- 건축허가면적 | 8
- 결제성예금 | 299
- 경강선 | 181
- 경공업 | 143
- 경과보험료 | 323
- 경과보험료증감률 | 324
- 경과손해율(A) | 324
- 경기 | 6, 20, 22, 24, 87, 163, 200, 208, 241, 309, 310, 315
- 경기종합지수 | 6
- 경남 | 21, 23, 25, 87, 163, 201, 208, 244, 309, 310, 315
- 경북 | 21, 23, 25, 87, 163, 201, 208, 245, 309, 310, 315
- 경비 | 263, 265
- 경상소득 | 70, 72, 74, 76
- 경상수입 | 293
- 경상수지 | 10, 12, 338
- 경상지출 | 293
- 경유 | 172, 230, 355, 357
- 경제활동인구 | 5, 31, 32, 33
- 경제활동참가율 | 31, 32, 33
- 계약 | 321
- 계약금액 | 321
- 계약수 | 321
- 계절조정실업률 | 38
- 고등교육 | 225
- 고등어 | 227
- 고등학교학습서 | 231
- 고등학생학원비 | 235
- 고령 | 132, 133
- 고무및플라스틱 | 185
- 고무및플라스틱제품 | 58, 146, 148, 152, 154, 158, 160, 168, 170, 348
- 고무제품 | 248
- 고압(동력) | 357
- 고용률 | 31, 32, 33
- 고정자산 | 300
- 고졸 | 53
- 고속가루 | 227
- 곡물 | 262, 266
- 골프연습장이용료 | 235
- 골프장이용료 | 234
- 공공 | 193
- 공공기타 | 184
- 공공서비스 | 226, 232, 233, 234
- 공공수요 | 184
- 공공용 | 358
- 공공행정,국방및사회보장 | 271, 272, 274, 276, 278, 280, 283
- 공공행정및국방 | 278
- 공급예금 | 307
- 공급 | 355
- 공급능력 | 360
- 공급예비력 | 360
- 공급예비율 | 360
- 공기업 | 193
- 공동주택관리비 | 234
- 공산품 | 9, 246, 247, 248, 249, 250, 258
- 공업용 | 195
- 공업제품 | 226
- 공장 | 89
- 공장,창고 | 196
- 공적금융기관 | 313
- 공주1 | 132, 133
- 파산화수소 | 176
- 파수 | 262, 266
- 파일 | 264
- 파자·빙과류및당류 | 264
- 파채류 | 266
- 파천 | 128, 129
- 관공서등 | 196
- 관광 | 97
- 관광수입 | 6, 95
- 관광수지 | 6, 95

- 관광지출 | 6, 95
- 관리자 | 42, 44
- 광공업 | 5, 46, 47, 60, 62
- 광공업생산지수 | 7
- 광물성연료유희유및관련물질 | 261, 336
- 광산물 | 247, 258
- 광업 | 54, 56, 60, 62, 144, 148, 150, 154, 184, 271, 272, 274, 276, 278, 280, 283, 312, 358
- 광업·제조업 | 7, 8
- 광업및제조업 | 7, 144, 148, 150, 154, 156, 160
- 광업지원서비스업 | 57
- 광의통화(M2) | 11, 295
- 광주 | 20, 22, 24, 87, 119, 120, 121, 124, 126, 127, 162, 199, 202, 208, 239, 309, 310, 315
- 광주(농성동) | 125
- 광주1 | 132, 133
- 교양오락문화생활비 | 107
- 교역조건변화를반영한실질무역손익 | 275, 279
- 교육 | 71, 73, 75, 77, 224, 225, 237, 238, 239, 240, 241, 242, 243, 244, 245, 264
- 교육.kr | 98
- 교육비 | 107
- 교육서비스 | 251
- 교육서비스업 | 55, 61, 63, 110, 217, 271, 272, 274, 276, 278, 280, 283
- 교통 | 71, 73, 75, 77, 225, 237, 238, 239, 240, 241, 242, 243, 244, 245, 265
- 교통비및통신비 | 107
- 교통사고 | 135
- 교환 | 316
- 교환액 | 316
- 국내식당식사비 | 234
- 구두 | 231
- 구미 | 130, 131
- 구포 | 132, 133
- 국고예금 | 307
- 국고채권 | 314, 320
- 국내건설수주액 | 8
- 국내기계수주액 | 8
- 국내단체여행비 | 234
- 국내부채 | 300
- 국내수요 | 184
- 국내신용 | 294, 295, 296, 298
- 국내외국기관 | 193
- 국내자산 | 300
- 국내총생산(시장가격) | 271, 272, 274, 276, 278, 280, 282
- 국내총소득 | 275, 279, 281
- 국내총자본형성(C) | 284
- 국내총투자율 | 284
- 국민계정 | 10
- 국민주택채권 | 320
- 국민주택채권1종(5년) | 314
- 국민총소득 | 273, 275, 277, 279, 281
- 국민총소득(당해년) | 10
- 국민총처분가능소득(A) | 284
- 국산쇠고기 | 227
- 국외부채 | 301
- 국외부채(-) | 295, 296, 298
- 국외순수취요소소득 | 273, 275, 277, 27
- 국외자산 | 301
- 국외자산(+ ) | 295, 296, 298
- 국외자산(순) | 298
- 국제금융기출자금 | 301
- 국제유가 | 137
- 국제통화기금「포지션」 | 342
- 국제항공료 | 233
- 국제 | 294, 296, 300, 314
- 군산 | 122, 123, 130, 131, 202
- 군산(10정점) | 136
- 군입대대기 | 41
- 군지역 | 87
- 규석 | 173
- 굴 | 227
- 그리스 | 96
- 근로소득 | 70, 72, 74, 76
- 근로일수 | 54, 55, 56, 57, 58, 59
- 근로자우대저축 | 308
- 근채류 | 266
- 금 | 342
- 금강 | 132, 133
- 금리수준전망 | 107
- 금속 | 144, 150
- 금속가공 | 185, 186
- 금속가공제품 | 248, 259
- 금속가공제품:기계및가구제외 | 59, 146, 148, 152, 154, 158, 160, 169, 171
- 금속공작 | 186
- 금속공작·가공기계 | 186
- 금속및비금속광물 | 247
- 금속주물 | 248
- 금액 | 316, 318, 319
- 금액지수 | 340
- 금융 | 11
- 금융·보험서비스 | 193
- 금융계정 | 12, 339
- 금융기관유동성(Lf) | 11
- 금융및보험서비스 | 250
- 금융및보험업 | 54, 60, 62, 216, 271, 273, 275, 277, 279, 281, 282, 312
- 금융보험업 | 184
- 금융비용대매출액 | 108, 109
- 금융자금 | 311
- 금융채 | 314
- 기계구입비 | 265
- 기계및운수장비 | 261, 337
- 기계및장비 | 249, 259
- 기계설치 | 196
- 기계장비 | 185
- 기계장비류 | 207
- 기계장치 | 193
- 기계적요인 | 135
- 기능성화장품 | 231
- 기능원및관련기능종사자 | 43, 45
- 기력 | 360
- 기업 | 306
- 기업부문 | 294, 296, 298
- 기업심리지수 | 106
- 기업자유예금 | 308
- 기종별수주액 | 185, 186
- 기초화학제품 | 231
- 기초화학물질 | 247
- 기타(쓰레기화제등) | 135
- 기타개인용품 | 225
- 기타공모 | 319
- 기타공업 | 226
- 기타교육 | 225
- 기타금융기관등 | 313
- 기타금융기관부문 | 294, 296, 298
- 기타금융증개회사 | 313
- 기타기계및장비 | 58, 147, 149, 153, 155, 159, 161, 169, 171
- 기타내구재 | 210
- 기타농산물 | 262, 266
- 기타등 | 41
- 기타부문 | 345
- 기타부채 | 347
- 기타비금속광물제품 | 249
- 기타비내구재 | 210
- 기타비제조업 | 184
- 기타상품·서비스 | 71, 73, 75, 77
- 기타상품및서비스 | 225, 237, 238, 239, 240, 241, 242, 243, 244, 245, 264
- 기타상품전문소매 | 207
- 기타생산물 | 257
- 기타생활용품 | 207
- 기타서비스 | 215, 225, 251
- 기타서비스업 | 278
- 기타수송용기계 | 186
- 기타수송차량 | 186
- 기타식료품 | 265
- 기타예금 | 299
- 기타예금취급기관부문 | 296
- 기타예금취급기관에대한부채 | 297
- 기타오락및문화용주요내구재 | 224
- 기타오락용품·조경용품및애완동물 | 224
- 기타운송장비 | 59, 147, 149, 153, 155, 169, 171, 184, 250
- 기타자산 | 347
- 기타전문 | 207
- 기타전자부품 | 248
- 기타제조업 | 184
- 기타제조업제품 | 250, 259
- 기타제조제품 | 261, 337
- 기타제품 | 59, 147, 149, 153, 155, 159, 161, 169, 171
- 기타준내구재 | 210
- 기타중간재 | 255
- 기타지분 | 347
- 기타축산물 | 266
- 기타투자 | 339, 347
- 기타화학제품 | 248
- 김치냉장고 | 228
- 김포 | 202
- 김해 | 202



【나】

나동선 | 183  
 나주 | 132, 133  
 나프타 | 173  
 낙동강 | 132, 133  
 남아프리카공화국 | 332, 334  
 남자내의 | 230  
 남자상의 | 229  
 남자위의 | 229  
 남자하의 | 230  
 남지 | 132, 133  
 내구소비재 | 165, 167  
 내구재 | 107, 210, 226, 228, 229, 256  
 내수 | 187  
 내수면어업 | 118  
 내연 | 360  
 내연기관 | 185  
 냄비 | 231  
 냉간압조용강선 | 180  
 냉장고 | 228  
 네덜란드 | 96, 330, 334  
 노동생산성지수 | 5  
 노랑진 | 132, 133  
 노르웨이 | 332, 335, 341  
 노무비 | 263, 265  
 놀이시설이용료 | 234  
 농가가격지수 | 9  
 농가구입가격 | 9  
 농가구입가격지수 | 263  
 농가판매가격 | 9  
 농가판매가격지수 | 262  
 농립,수산 | 196  
 농립수산물 | 9, 246, 258  
 농림어업 | 10, 184, 271, 272, 274, 276, 278, 280, 282, 358  
 농림어업숙련종사자 | 43, 45  
 농산물 | 226, 227, 246  
 농약 | 178  
 농약비 | 264  
 농업,임업,어업및광업 | 111  
 농업,임업및어업 | 312  
 농업·임업및어업 | 46, 47  
 농업용 | 164, 166, 185  
 농작업위탁비 | 265  
 농장수 | 117  
 농축수산물 | 214, 226  
 뉴질랜드 | 97, 335, 341

【다】

다목적승용차 | 228  
 단가 | 357  
 단기증권 | 346  
 단기채 | 347  
 단독주택 | 85, 86  
 단순노무종사자 | 43, 45  
 단체여행 | 224

달걀 | 227  
 달리분류되지않은상품및취급물 | 261, 337  
 닭 | 117  
 닭고기 | 227  
 담배 | 145, 149, 151, 155, 156, 160, 168, 170, 223, 231, 246  
 담배제조업 | 56  
 담양 | 132, 133  
 답 | 88  
 당월말보유계약액 | 322  
 당좌수표 | 316  
 당좌예금 | 307  
 대구 | 20, 22, 24, 87, 119, 120, 121, 124, 126, 127, 162, 198, 202, 208, 239, 309, 310, 315  
 대구(지산동) | 125  
 대도시 | 87  
 대리점 | 185  
 대만 | 96, 330, 333  
 대미달러환율 | 12  
 대양주 | 344  
 대외금융부채 | 346  
 대외금융자산 | 346  
 대외채권 | 345  
 대외채무 | 345  
 대전 | 20, 22, 24, 87, 122, 123, 124, 126, 127, 162, 199, 208, 240, 309, 310, 315  
 대전(구성동) | 125  
 대정부대출금 | 300  
 대출이상 | 53  
 대지 | 88  
 대청담 | 132, 133  
 대출 | 347  
 대출금 | 294, 295, 296, 298, 300  
 대학교재 | 230  
 대형마트 | 211  
 대형승용차 | 228  
 담 | 196  
 덴마크 | 330, 334, 341  
 도로,교량 | 196  
 도로주행차량 | 186  
 도로 | 178  
 도매및상품중개업 | 207  
 도매및소매업 | 55, 61, 63, 207, 216, 312  
 도소매·숙박음식점업 | 46, 47  
 도소매및숙박음식업 | 271, 273, 275, 277, 279, 281, 283  
 도소매업 | 184  
 도시가스 | 233, 355, 356, 357  
 도시가스생산(A+B) | 355  
 도시철도료 | 232  
 도입금액 | 357  
 독일 | 96, 330, 333  
 동봉 | 182  
 동수 | 194, 195  
 동식물성유지및왁스 | 261, 337  
 동행종합지수 | 6, 105  
 동행지수순환변동치 | 105  
 돼지 | 7, 117  
 돼지고기 | 227

두류/잡곡 | 266  
 두바이유 | 137  
 두부 | 227  
 등록 | 99  
 등산복 | 231  
 등유 | 172, 230, 355, 357  
 디자인 | 99  
 떡 | 228

【라】

라면 | 227  
 라이베리아 | 331  
 러시아 | 96, 330, 333

【마】

마늘 | 227  
 마릿수 | 117  
 만기2년미만금융채 | 304  
 만기2년미만금전신탁 | 304  
 만기2년미만정기예적금 | 304  
 말레이시아 | 96, 331, 333, 341  
 매매기준율 | 343  
 매출 | 106, 318, 319  
 매출액세전순이익률 | 108, 109  
 매출액영업이익률 | 108, 109  
 매출액증가율 | 108, 109  
 맥류 | 266  
 맥주 | 229  
 맥주(외식) | 234  
 멕시코 | 331, 335  
 면세점 | 211  
 면적 | 88, 89  
 모래 | 172  
 모집 | 318, 319  
 목돈마련저축 | 308  
 목욕료 | 235  
 목재 | 197  
 목재및나무제품:가구제외 | 57, 145, 149, 151, 155, 157, 161, 168, 170  
 목재및목제품 | 247  
 목재및종이제품 | 246, 258  
 목적별입국현황 | 97  
 목조 | 194  
 목포 | 119, 120, 121, 130, 131  
 목포(8정점) | 136  
 목포(용당동) | 125  
 무급가족종사자 | 48, 49  
 무담보콜금리 | 314  
 무수프탈산 | 176  
 무안 | 202  
 무안2 | 132, 133  
 무역·국제수지 | 12  
 무역신용 | 347  
 무역총액 | 329  
 무연탄 | 353, 355, 356, 357

무점포소매 | 207, 211  
 문화,오락및여가용품 | 207  
 문화강습료 | 234  
 문화및기타서비스업 | 271, 273, 274, 277, 278, 281, 283  
 문화및레저서비스 | 215  
 물가 | 9  
 물가수준전망 | 107  
 물가수준전망(1년후) | 107  
 물금 | 132, 133  
 물량지수 | 340  
 미결제약정수량 | 321  
 미국 | 262, 266  
 미국 | 97, 330, 333  
 미상 | 135  
 미용료 | 235  
 미용용품및미용서비스 | 225  
 민간 | 193  
 민간소비 | 284  
 민간수입 | 184, 185  
 민자 | 193  
 밀폐용기 | 231  
 밀반찬 | 228

**【바】**

바레인 | 335, 341  
 바이오및폐기물 | 353, 354  
 반도체 | 248  
 반려동물용품 | 233  
 발생건수 | 134  
 발생보험금 | 322, 323  
 발생사업비 | 322, 323  
 발전 | 355, 356  
 발전,통신 | 196  
 발전및열생산투입 | 356  
 발전전력량 | 360  
 발행액 | 320  
 발행잔액 | 302  
 발효유 | 228  
 방글라데시 | 331  
 방송수신료 | 233  
 방화 | 135  
 방화외침 | 135  
 배추 | 227  
 백화점 | 211  
 병커C유 | 173  
 베트남 | 330, 333  
 벤젠 | 174  
 벨기에 | 331, 334  
 별단예금 | 307  
 병원서비스 | 224, 225  
 보건 | 71, 73, 75, 77, 224, 225, 237, 238, 239, 240, 241, 242, 243, 244, 245, 265  
 보건및사회복지서비스업 | 217  
 보건업및사회복지서비스업 | 55, 61, 63  
 보육시설이용료 | 234  
 보일러 | 228

보일러등유 | 357  
 보전채권 | 293  
 보통예금 | 307  
 보험계약부채 | 322  
 보험금지급률 | 324  
 보험기관 | 313  
 보험료수익 | 322  
 보험서비스료 | 235  
 보험수익 | 322, 323  
 복합 | 360  
 복합비료 | 179  
 본원소득수지 | 338  
 본원통화 | 297  
 봉강 | 180  
 부강 | 132, 133  
 부도 | 316  
 부도액 | 316  
 부동산 | 193  
 부동산서비스 | 250  
 부동산서비스업 | 184  
 부동산업 | 54, 60, 62, 110, 216, 271, 273, 275, 277, 279, 281, 282, 312  
 부동산중개수수료 | 234  
 부산 | 20, 22, 24, 87, 119, 120, 121, 124, 126, 127, 162, 198, 208, 238, 309, 310, 315  
 부산(17정점) | 136  
 부산(덕천동) | 125  
 부산물 | 266  
 부상 | 134  
 부여1 | 132, 133  
 부주의 | 135  
 부채 | 295, 297, 299  
 부채비율 | 108, 109  
 부채성증권 | 346  
 부채와자본합계 | 301  
 부채합계 | 301  
 부친 | 128, 129  
 부타디엔 | 174  
 부탄 | 357  
 부탄가스 | 174  
 북강릉 | 119  
 북미 | 344  
 불포화폴리에스터수지 | 178  
 뷰티미용료 | 235  
 브라질 | 331, 334  
 브랜드유 | 137  
 비경상소득 | 70, 72, 74, 76  
 비경제활동인구 | 31, 32, 33  
 비금속광물;연료용제외 | 144, 150  
 비금속광물광업;연료용제외 | 56  
 비금속광물제품 | 59, 146, 148, 152, 154, 158, 160, 169, 171, 185, 249, 259, 348  
 비내구소비재 | 165, 167  
 비내구재 | 210, 256  
 비농전산업 | 60, 62  
 비료및농약 | 248  
 비료비 | 264  
 비소비지출 | 6, 69, 71, 73, 75, 77  
 비스킷 | 228

비식용원재료(연료제외) | 261, 336  
 비은행금융기관예금 | 300  
 비은행예금취급기관 | 313  
 비임금근로자 | 48, 49  
 비제조업 | 106, 184, 193  
 비주류음료 | 223  
 비철금속피및1차제품 | 249  
 빵 | 227  
 빵및곡물 | 264

**【사】**

사과 | 227  
 사료비 | 264  
 사립대학교납입금 | 233  
 사망 | 134  
 사망자수 | 5, 17  
 사무·문구 | 212  
 사무실,점포 | 196  
 사무용 | 164, 166  
 사무자동처리기계 | 186  
 사무종사자 | 42, 44  
 사업비 | 322, 323  
 사업비용 | 324  
 사업서비스업 | 271, 272, 274, 276, 278, 280, 283  
 사업소득 | 70, 72, 74, 76  
 사업시설관리,사업지원및임대서비스업 | 54, 60, 62, 217  
 사업지원서비스 | 251  
 사우디아라비아 | 330, 333, 341  
 사진서비스료 | 234  
 사천 | 202  
 사회간접자본및기타서비스업 | 46, 47  
 산업금융채권 | 320  
 산업용 | 355, 357  
 산업용기계및장비수리 | 147, 153  
 산업용기계및장비수리업 | 59  
 산업용농·축산물및동·식물 | 207  
 산업용로봇 | 186  
 산화방지제(고무·플라스틱용) | 178  
 삼겹살(외식) | 234  
 상·하수도 | 196  
 상수도료 | 233  
 상업용 | 195  
 상용근로자 | 48, 49  
 상용근로자월평균임금 | 5  
 상장주식회전율 | 317  
 상표 | 99  
 상품 | 9, 226  
 상품수지 | 12, 338  
 상호부금 | 308  
 생리대 | 232  
 생명보험 | 322, 324  
 생산 | 143, 172, 173, 174, 175, 176, 177, 178, 179, 180, 181, 182, 183, 187, 355  
 생산자물가지수 | 9  
 생산자제품제조지수 | 7  
 생산자제품출하지수 | 7

- 생산제(원재료+중간제) | 257
- 생선회(외식) | 234
- 생수·청량음료·과일주스및채소주스 | 265
- 생활물가이외 | 236
- 생활물가지수 | 236
- 생활용품 | 207, 214
- 생활형편전망 | 107
- 삼푸 | 231
- 서귀포 | 122, 123
- 서류 | 266
- 서부텍사스중질유 | 137
- 서비스 | 9, 226, 250, 251, 256
- 서비스수지 | 12, 338
- 서비스업 | 5, 8, 10, 60, 61, 62, 63, 111
- 서비스업및기타 | 358
- 서비스종사자 | 42, 44
- 서산 | 122, 123
- 서울 | 20, 22, 24, 85, 86, 87, 119, 120, 121, 124, 126, 127, 162, 198, 208, 237, 309, 310, 315
- 서울(은평구) | 125
- 서울지하철공채 | 320
- 서적 | 212, 230
- 서적,문구 | 210
- 석유 | 353, 354
- 석유류 | 226, 230
- 석유정제 | 185
- 석유제품 | 355, 356
- 석유화학 | 193
- 석탄 | 353, 354, 357
- 석탄,원유및천연가스 | 56, 144, 150, 247
- 석탄및석유제품 | 247, 258
- 선박·항공기 | 135
- 선박제외 | 187
- 선행종합지수 | 6, 105
- 선행지수순환변동치 | 105
- 선행폴리에스터수지 | 178
- 설비수리비 | 234
- 설비예비력 | 360
- 설비예비율 | 360
- 설비용량 | 360
- 설비투자 | 106
- 섬유,의복,신발및가죽제품 | 207
- 섬유·의복 | 193
- 섬유가죽제품 | 184
- 섬유및가죽제품 | 246, 258
- 섬유및의복 | 246
- 섬유용 | 186
- 섬유제품 | 226, 229, 230, 231, 359
- 섬유제품;의복제외 | 145, 149, 151, 155, 157, 161, 168, 170
- 섬유제품제조업;의복제외 | 56
- 세종 | 20, 22, 24, 87, 124, 126, 127, 162, 199, 208, 240, 309, 310
- 세탁기 | 228
- 세탁제제 | 232
- 소계 | 318, 319
- 소득 | 6, 69, 70, 72, 74, 76
- 소득교역조건지수 | 340
- 소매업 | 110
- 소매업;자동차제외 | 207
- 소매판매액지수 | 209
- 소비 | 355
- 소비자지출계획 | 107
- 소비제 | 165, 167, 256
- 소비지출 | 6, 69, 70, 71, 72, 73, 74, 75, 76, 77
- 소비지출전망 | 107
- 소주 | 229
- 소과 | 229
- 소형승용차 | 228
- 속초 | 122, 123
- 손해보험 | 323, 324
- 솔벤트 | 173
- 수도 | 251
- 수도,폐기물처리및재활용서비스 | 251
- 수도,하수및폐기물처리,원료제조업 | 54, 61, 63, 217
- 수도권 | 85, 86, 87
- 수도및주거관련서비스 | 223
- 수력 | 353, 354, 360
- 수력원동기 | 185
- 수리업 | 110
- 수박 | 227
- 수산물 | 226, 227, 246
- 수송용 | 357
- 수시입출식저축성예금 | 299, 304
- 수요자별수주액 | 184, 185
- 수원 | 122, 123, 124, 128, 129
- 수익증권 | 299, 304
- 수입 | 10, 254, 255, 256, 257, 293, 329, 338, 340, 355
- 수입물가 | 9
- 수입최고기 | 227
- 수입승용차 | 229
- 수입액 | 12
- 수출 | 187, 329, 338, 340
- 수출물가 | 9
- 수출액 | 12
- 수출입물가지수 | 9
- 수출입초과 | 329
- 숙박및음식점업 | 55, 60, 61, 62, 63, 216
- 숙박서비스 | 225
- 순국외자산 | 295, 296
- 순대외금융자산 | 347
- 순사업비율(B) | 324
- 순상품교역조건지수 | 340
- 순생산물세 | 271, 273, 275, 277, 279, 281, 282
- 순수입(A-B) | 353, 354
- 순용자 | 10, 293
- 순이동 | 18
- 쉬었음 | 41
- 슈퍼마켓및잡화점 | 211
- 스낵과자 | 228
- 스리랑카 | 332
- 스웨덴 | 96, 332, 335, 341
- 스웨터 | 230
- 스위스 | 332, 334, 341
- 스테인리스선 | 180
- 스티렌모노머 | 175
- 스페인 | 96, 331, 335
- 스포츠·레저용품 | 213
- 스포츠및오락관련 | 110
- 승무원 | 97
- 승용차 | 210
- 승용차및연료소매점 | 211
- 시군구간이동 | 18, 19
- 시군구내이동 | 18, 19
- 시내버스료 | 232
- 시도간이동 | 18, 19
- 시도내이동 | 18, 19
- 시리아 | 332
- 시멘트 | 197
- 시설자금 | 311
- 시장성상품 | 304
- 시제금 | 297, 305
- 시지역 | 87
- 식기 | 231
- 식료품 | 145, 148, 151, 154, 156, 160, 168, 170, 223, 247, 252, 260
- 식료품,음료 | 358
- 식료품·비주류음료 | 71, 73, 75, 77, 264
- 식료품구분 | 252
- 식료품및비주류음료 | 223, 237, 238, 239, 240, 241, 242, 243, 244, 245
- 식료품에너지 | 260
- 식료품에너지이외 | 253, 260
- 식료품이외 | 252, 260
- 식료품제조업 | 57
- 식용유지 | 264
- 식품 | 236
- 식품및산동물 | 261, 336
- 식품이외 | 236
- 신계약률 | 324
- 신문 | 230
- 신문·서적및문방구 | 224
- 신발 | 213, 223
- 신발및가방 | 210
- 신선과실 | 236
- 신선식품 | 236, 252
- 신선식품구분 | 252
- 신선식품에너지이외 | 253
- 신선식품이외 | 252
- 신선식품제외 | 236
- 신선어개 | 236
- 신선채소 | 236
- 신재생에너지 | 360
- 실내등유 | 357
- 실업률 | 5, 31, 32, 33
- 실업자 | 31, 32, 33
- 실용신안 | 99
- 실적 | 106
- 심신장애 | 41
- 싱가포르 | 96, 330, 333, 341
- 싱크대 | 229
- 쌀 | 227
- 쓰레기봉투료 | 232

## 【아】

- 아동·유아용품 | 213
- 아랍에미리트 | 341
- 아랍에미리트연합 | 330, 334
- 아르헨티나 | 331
- 아메리카 | 97
- 아산(5정점) | 136
- 아스팔트 | 175
- 아시아 | 96, 344
- 아연도철선 | 181
- 아이스크림 | 228
- 아일랜드 | 335
- 아파트 | 85, 86
- 아프리카 | 97, 344
- 안경 | 232
- 안동1 | 132, 133
- 안산 | 124, 128, 129
- 안정제(고무·플라스틱용) | 179
- 알루미늄막 | 182
- 알루미늄관 | 183
- 애완용품 | 214
- 액화석유가스 | 355
- 액화천연가스 | 357
- 약속어음 | 316
- 양곡 | 197
- 양도성예금증서 | 299
- 양도성예금증서유통수익률(91일) | 314
- 양양 | 202
- 어류및수산 | 264
- 어음부도율(%) | 316
- 어음종류별교환및부도 | 316
- 업무 | 97
- 업무용 | 357
- 염황 | 106
- 에너지 | 12, 253, 260
- 에너지구분 | 253
- 에너지산업자재소비 | 356
- 에너지생산 | 353
- 에너지수입(A) | 353, 354
- 에너지수출(B) | 353, 354
- 에너지이외 | 253, 260
- 에어컨 | 228
- 에콰도르 | 334
- 에틸렌 | 175
- 에폭시수지 | 178
- 엔지니어링플라스틱수지 | 179
- 여수 | 122, 123, 124, 130, 131, 202
- 여수(5정점) | 136
- 여신관리예금 | 307
- 여신전문기관 | 313
- 여자내의 | 230
- 여자상의 | 230
- 여자의의 | 230
- 여자의하의 | 230
- 여행및교통서비스 | 215
- 여행비 | 107
- 연근해어업 | 118
- 연금지급 | 313
- 연료 | 41
- 연료 | 254
- 연료,동력 | 255, 257
- 연료및전력 | 165, 167
- 연료소매 | 207
- 연립주택 | 85, 86
- 연면적(1,000㎡) | 194, 195
- 연탄 | 357
- 열 | 353, 354
- 열차료 | 232
- 엽채류 | 266
- 영국 | 96, 331, 333, 341
- 영농광열비 | 265
- 영농자재비 | 264
- 영문.kr | 98
- 영산강 | 132, 133
- 영상음향기기 | 229
- 영업용 | 357
- 영화관람료 | 234
- 예금 | 300, 301
- 예금은행 | 313
- 예금은행예금 | 11
- 예금취급기관 | 313, 345
- 에멘 | 335
- 예상재보험금 | 323
- 예술,스포츠및여가관련서비스 | 251
- 예술,스포츠및여가관련서비스업 | 55, 61, 63, 217
- 오락,취미,경기용품 | 210
- 오락·문화 | 71, 73, 75, 77
- 오락및문화 | 224, 237, 238, 239, 240, 241, 242, 243, 244, 245, 264
- 오락및문화서비스 | 224
- 오만 | 334
- 오세아니아 | 97
- 오스트리아 | 332, 334
- 옥천 | 132, 133
- 온라인콘텐츠이용료 | 234
- 외국증권 | 295, 296, 301
- 외국환은행대고객전신환매도율 | 343
- 외국환은행대고객전신환매입률 | 343
- 외래진료비 | 232
- 외래환자서비스 | 224, 225
- 외식 | 226
- 외식비 | 107
- 윤식제외 | 226
- 외화예치금 | 301
- 외환 | 342
- 요구불예금 | 299, 304, 306
- 용존산소량 | 136
- 우유 | 228
- 우유·치즈및계란 | 264
- 우즈베키스탄 | 332
- 우치 | 132, 133
- 우편서비스 | 225
- 운동복 | 231
- 운동용품 | 232
- 운동화 | 231
- 운반,기타 | 186
- 운송서비스 | 225, 250
- 운송장비 | 164, 166, 225, 250, 259
- 운수·통신 | 193
- 운수및창고업 | 55, 61, 63, 216, 312
- 운수업 | 184, 271, 273, 275, 277, 279, 281, 282
- 운수통신업 | 184
- 운용자산 | 322, 323
- 운용자산이익률 | 324
- 운전자금 | 311
- 울릉도 | 119, 120, 121
- 울산 | 20, 22, 24, 87, 119, 120, 121, 124, 126, 127, 162, 199, 202, 208, 241, 309, 310, 315
- 울산(12정점) | 136
- 울진 | 122, 123
- 원계열실업률 | 38
- 원동기 | 185
- 원수손해율 | 324
- 원양어업 | 118
- 원유및석유제품 | 355
- 원유및정제원료 | 355
- 원인별발생건수 | 135
- 원자력 | 353, 354, 360
- 원자력원동기 | 185
- 원재료 | 254
- 원주 | 128, 129, 202
- 원주(반곡동) | 125
- 원피스 | 230
- 월세 | 233
- 위험물,가스제조소등 | 135
- 유가증권 | 294, 298, 300
- 유가증권시장기업공개 | 318
- 유럽 | 96, 344
- 유로 | 341
- 유류 | 197
- 유리및유리제품 | 249
- 유선전화료 | 233
- 유아동복 | 231
- 유아용학습교재 | 231
- 유연탄 | 197, 355, 356
- 유연탄및기타 | 355
- 유치원납입금 | 233
- 유치원및초등교육 | 224, 225
- 유학연수 | 97
- 육류 | 264
- 육아 | 40
- 유허유 | 174
- 은행간직거래 | 314
- 은행권 | 303
- 은행금융기관지준예금 | 300
- 음·식료품 | 207, 214
- 음·식료품및담배 | 207
- 음료 | 145, 148, 151, 154, 156, 160, 168, 170
- 음료및담배 | 261, 336
- 음료제조업 | 57
- 음료품 | 246
- 음식·숙박 | 71, 73, 75, 77
- 음식료품 | 184, 193, 210, 247, 258
- 음식및숙박 | 225, 237, 238, 239, 240, 241, 242, 243, 244, 245, 264
- 음식서비스 | 215, 225

음식점및숙박서비스 | 250  
 음식점및주점업 | 209  
 음식점업 | 110  
 음식점포함소매판매액지수 | 209  
 음악학원비 | 235

음향·영상·사진및정보처리장비 | 224  
 의료,보건업및사회복지서비스업 | 271, 272, 274, 276, 278, 280, 283  
 의료,정밀,광학기기와시계 | 58, 147, 149, 153, 155, 159, 161, 169, 171  
 의료·정밀측정제어기기 | 186  
 의료보건비 | 107  
 의료용물질및의약품 | 58, 146, 148, 152, 154, 348  
 의료용품및장비 | 224  
 의료정밀 | 185  
 의류 | 223  
 의류·신발 | 71, 73, 75, 77  
 의류및신발 | 223, 237, 238, 239, 240, 241, 242, 243, 244, 245, 265  
 의류비 | 107  
 의복 | 210, 212  
 의복,의복액세서리및모피제조업 | 56  
 의복,의복액세서리및모피제품 | 145, 149, 151, 155, 157, 161  
 의약품 | 132, 133  
 의약품 | 210, 226, 230, 248  
 이란 | 332, 333  
 이스라엘 | 332, 335  
 이차상비율 | 108, 109  
 이진소득 | 70, 72, 74, 76  
 이진소득수지 | 338  
 이집트 | 97, 332, 335  
 이탈리아 | 96, 331, 333  
 이혼건수 | 17  
 인구 | 5  
 인도 | 96, 330, 335  
 인도네시아 | 96, 330, 333, 341  
 인력사정 | 106  
 인명피해(명) | 134  
 인쇄및기록매체복제업 | 57, 145, 149, 151, 155  
 인천 | 20, 22, 24, 87, 119, 120, 121, 124, 126, 127, 162, 199, 202, 208, 238, 309, 310, 315  
 인천(23정점) | 136  
 인천(구월동) | 125  
 인터넷이용료 | 233  
 일반복적용기계 | 249  
 일반산업용기계 | 186  
 일반용 | 357  
 일반정부 | 345  
 일본 | 96, 330, 333, 341  
 일상생활용품및가사서비스 | 224  
 일시휴직자 | 50, 51, 52  
 일용근로자 | 48, 49  
 일평균 | 321  
 임금근로자 | 48, 49  
 임금총액 | 54, 55, 56, 57, 58, 59  
 입산물 | 246  
 임시근로자 | 48, 49  
 입야 | 89, 135

임차료 | 265  
 입시학원 | 40  
 입원진료비 | 232

【자】

자가용 | 198, 199, 200, 201  
 자갈 | 172  
 자금사정 | 106  
 자기앞수표 | 316  
 자기자본비율 | 108, 109  
 자동차 | 185, 250  
 자동차,트레일러 | 359  
 자동차·철도차량 | 135  
 자동차및부품판매업 | 207  
 자동차및자동차용품 | 214  
 자동차및트레일러 | 147, 149, 153, 155, 159, 161, 169, 171  
 자동차및트레일러제조업 | 58  
 자동차보험료 | 235  
 자동차부품및내장품판매 | 207  
 자동차수리비 | 235  
 자동차용LPG | 230  
 자동차용내연기관 | 182  
 자동차판매 | 207  
 자본계정 | 295, 297, 299  
 자본금 | 301  
 자본수입 | 293  
 자본수지 | 12, 339  
 자본채 | 164, 166, 256  
 자본지출 | 293  
 자산 | 294, 295, 296, 298  
 자산구입비 | 263, 265  
 자산또는부채·자본합계 | 295, 297, 299  
 자산총계 | 322, 323  
 자산합계 | 301  
 자연적요인 | 135  
 자영업자 | 48, 49  
 자일렌 | 175  
 자체별 | 194  
 잔액 | 320  
 장기증권 | 346  
 장난감 | 232  
 장례비 | 235  
 장롱 | 229  
 장소별발생건수 | 135  
 장수 | 316  
 장신구 | 229  
 장치·기계조작및조립종사자 | 43, 45  
 재고 | 143, 172, 173, 174, 175, 176, 177, 178, 179, 180, 181, 182, 183, 187, 355  
 재고증감및귀중품순취득 | 284  
 재료별제조제품 | 261, 337  
 재료비 | 263, 264  
 재보험수익 | 323  
 재산소득 | 70, 72, 74, 76  
 재산피해액 | 134  
 재생고무 | 137

재정 | 10  
 재정자금 | 311  
 저압(전등) | 357  
 저축성예금 | 11, 306  
 저축예금 | 308  
 전 | 88  
 전·월세포함생활물가지수 | 236  
 전국 | 85, 86, 87, 162, 237, 309, 310, 315  
 전국가구의가구당월평균가계수지 | 6  
 전기,가스,증기및공기조절공급업 | 54, 60, 62, 111, 312  
 전기,가스및수도사업 | 271, 272, 274, 276, 278, 280, 283  
 전기·가스·수도 | 226, 233  
 전기·가스및기타연료 | 223  
 전기기계 | 186  
 전기료 | 233  
 전기방송 | 228  
 전기업 | 183, 184  
 전기업및가스업 | 7, 144, 148, 150, 154  
 전기장비 | 147, 149, 153, 155, 159, 161, 169, 171, 185, 249, 259  
 전기장비제조업 | 58  
 전기적요인 | 135  
 전남 | 21, 23, 25, 87, 163, 201, 208, 244, 309, 310, 315  
 전년(동월)비 | 95, 209  
 전년동기비 | 5  
 전년동월비 | 8, 9, 11, 329  
 전력 | 251, 357  
 전력,가스,수도및폐기물 | 250, 251  
 전력,가스및증기 | 250, 251  
 전력용 | 164, 166  
 전망 | 106, 110  
 전문,과학및기술서비스 | 251  
 전문,과학및기술서비스업 | 54, 60, 62, 217  
 전문가및관련종사자 | 42, 44  
 전문기술사업 | 110  
 전문대학납입금 | 233  
 전문소매점 | 211  
 전북 | 21, 23, 25, 87, 163, 200, 208, 243, 309, 310, 315  
 전산업 | 54, 108  
 전산업(10인 이상) | 5  
 전세 | 233  
 전월비 | 5, 7, 105  
 전월세 | 236  
 전입 | 18, 19  
 전자,영상,음향,컴퓨터,통신장비 | 359  
 전자및영상음향통신 | 185  
 전자부품,컴퓨터,영상,음향및통신장비 | 59, 146, 148, 152, 154, 158, 160, 169, 171  
 전자표시장치 | 248  
 전주 | 119, 120, 121  
 전출 | 18, 19  
 전화및팩스서비스 | 225  
 전화및팩스장비 | 225  
 접퍼 | 230  
 정규교육기관 | 40

정기예금 | 308  
 정기적금 | 308  
 정밀기기 | 249  
 정보통신및방송서비스 | 250  
 정보통신업 | 54, 60, 62, 216, 271, 272, 275, 276, 279, 280, 282  
 정부 | 184, 193  
 정부소비 | 284  
 정부예금 | 294, 296  
 정화최소료 | 232  
 젖소 | 7, 117  
 제1차금속제품 | 248, 249, 259  
 제조설비용 | 164, 166  
 제조업 | 10, 46, 47, 54, 56, 57, 58, 60, 62, 106, 109, 110, 111, 143, 144, 145, 146, 148, 149, 150, 151, 152, 154, 155, 156, 157, 158, 160, 161, 168, 170, 184, 185, 193, 271, 272, 274, 276, 278, 280, 283, 312, 358  
 제조업가동률지수(원지수) | 8  
 제조업생산능력지수 | 8  
 제조업용 | 165, 167  
 제조용 | 254, 255, 257  
 제조용재료 | 257  
 제주 | 21, 23, 25, 87, 119, 120, 121, 130, 131, 163, 201, 202, 208, 245, 309, 310, 315  
 제주(3정점) | 136  
 제주(고산리) | 125  
 제트유 | 173  
 제품결함 | 135  
 조경공사 | 196  
 조기 | 227  
 조미채소류 | 266  
 조적조 | 194  
 조계약 | 230  
 종이기저귀 | 232  
 종자종묘 | 264  
 종합 | 85, 86  
 종합소매 | 207  
 주거·수도·광열 | 71, 73, 75, 77  
 주거시설유지·보수 | 223  
 주거용 | 195  
 주류 | 223  
 주류·담배 | 71, 73, 75, 77  
 주류및담배 | 223, 237, 238, 239, 240, 241, 242, 243, 244, 245, 265  
 주방용품및가정용품 | 224  
 주스 | 229  
 주식 | 317, 318, 319  
 주식계 | 319  
 주택 | 196  
 주택,수도,전기및연료 | 223, 237, 238, 239, 240, 241, 242, 243, 244, 245, 265  
 주택부금 | 308  
 주택수선재료 | 231  
 주택임차료 | 223  
 주화 | 303  
 준내구재 | 210  
 준비자산 | 339, 347  
 중간재 | 165, 167, 255

중개거래 | 314  
 중공업 | 143  
 중국 | 96, 330, 333  
 증남미 | 344  
 증등 | 96, 344  
 중앙은행 | 345  
 중앙은행부문 | 298  
 중앙은행에대한부채 | 299  
 중앙정부부문(순) | 294, 296, 298  
 중앙정부신용감소(-) | 294, 296, 298  
 중앙정부신용증가(+) | 294, 296, 298  
 중앙정부예금 | 300  
 증유 | 172  
 증줄이하 | 53  
 증질증유 | 357  
 중학교학습서 | 231  
 중학생학원비 | 234  
 중형승용차 | 228  
 즉석식품 | 228  
 증권거래 | 317  
 증권투자 | 339, 346  
 지금은 | 301  
 지급 | 338  
 지급보험금 | 322, 323  
 지방권 | 87  
 지방자치단체 | 184, 193  
 지방정부및사회보장기구 | 294, 298  
 지분증권 | 346  
 지수 | 60, 61, 62, 63  
 지역.kr | 98  
 지역난방비 | 233  
 지역,태양및기타 | 353, 354  
 지준예치금 | 297, 305  
 지출 | 10  
 지출및순용자 | 293  
 직접투자 | 339, 346  
 진학준비 | 41  
 질소 | 177  
 집세 | 226, 233  
 찻질방이용료 | 235

【차】

차량연료 | 210  
 차입 | 347  
 차입금대매출액비율 | 108, 109  
 차입금등 | 295, 299  
 차입금의존도 | 108, 109  
 차입금평균이자율 | 108, 109  
 창원 | 130, 131  
 창원(명서동) | 125  
 채권 | 317  
 채권수익률 | 314  
 채산성 | 106  
 채소 | 262, 266  
 채소및해조 | 264

책임준비금 | 322, 323  
 처분가능소득 | 69  
 천안 | 128, 129  
 천연가스 | 354, 355, 356  
 천일염 | 172  
 철강 | 197  
 철강1차제품 | 249  
 철광석 | 197  
 철구조물 | 186  
 철근 | 180  
 철근및철골조 | 194  
 철도,케도 | 196  
 철도·항공 | 186  
 철스크랩 | 137  
 청과물 | 262, 266  
 청바지 | 231  
 청주 | 122, 123, 128, 129, 202  
 체감 | 110  
 초과지급준비액 | 305  
 초등학교학습서 | 231  
 초등학생학원비 | 234  
 충고정자본형성 | 284  
 총대출금 | 311  
 총부가가치(기초가격) | 271, 273, 275, 277, 279, 281, 282  
 총예금 | 306  
 총이동 | 18, 19  
 총자산세전순이익률 | 108, 109  
 총자산증가율 | 108, 109  
 총저축(B) | 284  
 총저축률 | 284  
 총지수 | 7, 144, 148, 150, 154, 156, 160, 210, 211, 216, 223, 226, 236, 246, 252, 254, 258, 260, 262, 263, 264, 266  
 총지수(승용차제외) | 210  
 최고 | 302  
 최대전력 | 360  
 최저 | 302  
 최종소비 | 356  
 최종재 | 256  
 추풍령 | 119, 120, 121  
 축산물 | 226, 227, 246, 262, 266  
 춘천 | 122, 123  
 출생아수 | 5, 17  
 출원 | 99  
 출자증권발행 | 301  
 출판물 | 226, 230, 231  
 출하 | 143, 172, 173, 174, 175, 176, 177, 178, 179, 180, 181, 182, 183, 187  
 충남 | 21, 23, 25, 87, 163, 200, 208, 242, 309, 310, 315  
 충북 | 21, 23, 25, 87, 163, 200, 208, 243, 309, 310, 315  
 충주댐 | 132, 133  
 취사용LPG | 230  
 취업기회전망 | 107  
 취업을위한학원·기관 | 40  
 취업자 | 5, 31, 32, 33  
 취업준비 | 41

치과보철료 | 235  
 치과진료비 | 232  
 치산,치수 | 196  
 칠레 | 331, 334  
 칠구 | 231  
 침대 | 229  
 침엽수류 | 137

【카】

카타르 | 334  
 칼라강관 | 182  
 캐나다 | 97, 331, 333, 341  
 커피 | 228  
 커피·차및코코아 | 265  
 컴퓨터 | 229  
 컴퓨터,전자및광학기기 | 248, 249, 259  
 컴퓨터및주변기기 | 212, 249  
 컴퓨터소프트웨어 | 232  
 케이크 | 227  
 코스닥시장기업공개 | 318  
 코스닥지수 | 317  
 코스피지수 | 317  
 코스피지수(연월중평균) | 11  
 코크스,연탄및석유정제품 | 58, 146, 148, 152, 154, 157, 161, 168, 170  
 콘택트렌즈 | 232  
 콜롬비아 | 332  
 쿠웨이트 | 334, 341  
 킨타탈 | 232  
 키프로스 | 332

【타】

타이어보강철선 | 181  
 탄산음료 | 229  
 태국 | 96, 331, 335, 341  
 택시료 | 233  
 테레프탈산 | 176  
 토목 | 196  
 토지조성 | 196  
 톨루엔 | 174  
 통신 | 71, 73, 75, 77, 225, 237, 238, 239, 240, 241, 242, 243, 244, 245, 265  
 통신,방송및영상,음향기기 | 249  
 통신기계 | 186  
 통신기기 | 212  
 통신기기및컴퓨터 | 210  
 통신방송용 | 164, 166  
 통영 | 122, 123  
 통학 | 40  
 통합제정수지 | 10, 293  
 통합조정(순) | 295, 297, 299  
 통화안정계정 | 300  
 통화안정증권 | 314, 320  
 통화안정증권발행 | 300  
 투자금액 | 344

튀르키예 | 332, 335  
 특별인출권 | 342  
 특수목적용기계 | 249  
 특수산업용기계 | 185, 186  
 특수자물 | 266  
 특허 | 99  
 티셔츠 | 230

【과】

파나마 | 331, 335  
 파라자일렌 | 175  
 파생금융상품 | 346, 347  
 파생금융상품(순자산) | 339  
 파키스탄 | 331, 335  
 파푸아뉴기니 | 334  
 판매신용 | 313  
 판매자재비 | 265  
 판매종사자 | 43, 45  
 팔당댐 | 132, 133  
 패션용품및액세서리 | 213  
 펄프 | 137  
 펄프,종이,종이제품 | 359  
 펄프,종이및종이제품 | 57, 145, 149, 151, 155, 157, 161, 168, 170  
 펄프및종이제품 | 247  
 펄프종이제품 | 184  
 펄프및압축기 | 186  
 편의점 | 211  
 평균가동률 | 8  
 평균부하율 | 360  
 평균소비성향 | 69  
 평균이용률 | 360  
 평균전력 | 360  
 폐골판지 | 137  
 폐기물처리및자원재활용서비스 | 251  
 폐수처리 | 251  
 폐신문지 | 137  
 폐지 | 137  
 포도 | 227  
 포르투갈 | 332  
 포항 | 122, 123, 124, 130, 131  
 포항경주 | 202  
 폴란드 | 96, 332  
 폴리스티렌 | 177  
 폴리머이드섬유 | 179  
 폴리에스터섬유 | 179  
 폴리에틸렌 | 176  
 폴리우레탄 | 179  
 폴리프로필렌 | 177  
 품목성질별소비자물가지수 | 9  
 프랑스 | 96, 330, 333  
 프로판 | 357  
 프로판가스 | 174  
 프로판투입(A) | 355  
 프로필렌 | 175  
 플라스틱제품 | 248  
 핀란드 | 334

필리핀 | 96, 330, 334  
 필요지급준비액 | 305  
 필지수 | 88, 89

【하】

하수도료 | 232  
 한·육우 | 117  
 한강 | 132, 133  
 한국은행 | 293  
 한글.kr | 98  
 한방약 | 230  
 한방진료비 | 232  
 합금철 | 180  
 합산비율(A+B) | 324  
 합성고무 | 176  
 합성수지및합성고무 | 247  
 항만,공항 | 196  
 해면양식업 | 118  
 해외단체여행비 | 234  
 핸드백 | 233  
 햄및베이컨 | 228  
 행정수수료 | 234  
 향후경기전망 | 107  
 헬스클럽이용료 | 235  
 현금 | 300  
 현금및예금 | 347  
 현금통화 | 297, 304  
 현재경기판단 | 107  
 현재생활형편 | 107  
 협의통화(MI) | 11  
 협회및단체,수리및기타개인서비스업 | 55, 61, 63, 217  
 영광 | 181  
 호주 | 97, 331, 333, 341  
 혼인건수 | 17  
 홍삼 | 229  
 홍콩 | 96, 330, 335  
 화력원동기 | 185  
 화물·특수목적차량 | 186  
 화장지 | 233  
 화장품 | 210, 213, 226, 231  
 화폐발행잔액 | 11, 300  
 화학물및관련제품 | 261, 337  
 화학물질,화학제품 | 359  
 화학물질및화학제품:의약품제외 | 58, 146, 148, 152, 154, 158, 160, 168, 170  
 화학섬유 | 248  
 화학적산소요구량 | 136  
 화학적요인 | 135  
 화학제품 | 185, 247, 248, 259  
 화해 | 266  
 활엽수류 | 137  
 회사채 | 319, 320  
 회사채(3년물) | 314  
 회전전기장치 | 185  
 효력상실·해약률 | 324  
 후행종합지수 | 6, 105

## 372- 색인

취발유 | 173, 230, 355, 357  
휴대용멀티미디어기기 | 229  
휴대전화가 | 229  
휴대전화기수리비 | 235  
휴대전화료 | 233  
흑자액 | 69  
흑자율 | 69

### 【기타】

1인당GDP(당해년) | 10  
1인당평균소비액 | 95  
1일물 | 314  
1일평균교환 | 316  
1장당평균금액(천원) | 316  
1차금속 | 59, 146, 148, 152, 154, 158, 160,  
169, 171, 185, 193, 359  
1차에너지공급 | 12, 353, 354  
AA-등급 | 314  
ABS수지 | 177  
AS번호 | 98  
BBB-등급 | 314  
CP유통수익률(91일) | 314  
IMF특별인출권배분 | 301  
IMF특별인출권보유 | 301  
IP주소(IPv4) | 98  
ISP(관리대행자) | 98  
IT | 253, 260  
IT구분 | 253  
IT이외 | 253, 260  
LNG투입(B) | 355  
M2(광의통화) | 304  
M2제외예수금 | 295, 297, 299  
M2제외유가증권 | 295, 297, 299  
M2포함예수금 | 299  
M2포함유가증권 | 297, 299  
MMF | 299, 304  
PPG(폴리프로필렌글리콜) | 176  
e쿠폰서비스 | 215



## INDEX

**[A]**

- AED | 341
- AS number | 98
- AUD | 341
- Accessories | 229
- Accommodation & food service activities | 216
- Accommodation & food services | 250
- Accommodation and food services | 55, 60, 61, 62, 63
- Accommodation services | 225
- Acrylonitrile butadiene styrene resin | 177
- Actual rentals for housing | 223
- Administrative services | 234
- Africa | 97, 344
- Age of household's head (age) | 70, 72, 74, 76
- Agencies | 185
- Agri., forest & marine products | 9
- Agri.,forestry & fishery | 358
- Agricultural & marine products | 226
- Agricultural chemicals | 264
- Agricultural foods | 246
- Agricultural lighting and heating expenditure | 265
- Agricultural material | 264
- Agricultural pesticides | 178
- Agricultural products | 226, 227
- Agricultural raw materials & live animals & plants | 207
- Agricultural, forestry & marine products | 246, 258
- Agriculture | 164, 166
- Agriculture & fisheries | 196
- Agriculture, forestry & fishing | 312
- Agriculture, forestry and fishing | 272, 274, 276, 278
- Agriculture, forestry & fishery | 184, 185
- Agriculture, forestry & fishing | 10, 46, 47
- Agriculture, forestry and fishing | 271, 280, 282
- Agriculture, forestry, fishery and mining | 111
- Agriculture, livestock & fishery products | 214
- Air conditioner | 228
- Airtight container | 231
- Alcoholic beverages | 223
- Alcoholic beverages and tobacco | 265
- Alcoholic beverages & tobacco | 223, 237, 238, 239, 240, 241, 242, 243, 244, 245
- Alcoholic beverages and cigarette | 71, 73, 75, 77
- All cities | 87
- All commodities | 262, 263, 264, 266
- All counties | 87
- All groups | 7, 144, 148, 150, 154, 156, 160
- All industries | 54
- All industries (10 employees and more) | 5
- All items | 226, 236, 246, 252, 254, 258, 260
- All transactions | 314
- All-industry | 108
- Aluminium foil | 182
- Aluminium plates | 183
- America | 97
- Amount | 318, 319
- Amusement park admission | 234
- Andong 1 | 132, 133
- Animal & vegetable oils, fats and waxes | 261
- Animal and vegetable oils, fats and waxes | 337
- Animals in heads | 117
- Ansan | 124, 128, 129
- Anthracite | 353, 355, 356, 357
- Apartment maintenance fees | 234
- Apartments | 85, 86
- Apple | 227
- Applications | 99
- Area | 88, 89
- Argentina | 331
- Arson | 135
- Arson suspicion | 135
- Arts, sports & recreation related services | 217
- Arts, sports and recreation related services | 55, 61, 63, 251
- Asan | 136
- Asia | 96, 344
- Asphalt | 175
- Assets | 294, 295, 296, 298, 346
- Attending school | 40
- Audio-visual Device | 229
- Audio-visual, photographic & information processing equipment | 224
- Australia | 97, 331, 333
- Austria | 332, 334
- Automobile insurance | 235
- Automotive fuel | 210
- Average | 78, 302, 317, 357
- Average expenditure per capita | 95
- Average load | 360
- Average load factor | 360
- Average monthly income and expenditure (nationwide, 1 person and over) | 6
- Average operation ratio | 8
- Average plant factor | 360
- Average value per bill (1,000won) | 316
- [B]**
- BHD | 341
- Bag | 233
- Bahrain | 335
- Balance | 95, 320
- Balance of goods | 338
- Balance of primary income | 338
- Balance of secondary income | 338
- Balance of services | 338
- Bangladesh | 331
- Bank notes | 303
- Bank notes & coin in circulation | 11
- Bank notes & coins in circulation | 300
- Bank of Korea | 293
- Barley | 266
- Basic chemicals | 247
- Basic cosmetics | 231
- Basic metal | 359
- Basic metal products | 59, 146, 148, 152, 154, 158, 160, 169, 171, 248, 249, 259
- Basic metals | 185, 193
- Basic rate | 343
- Basic steel products | 249
- Beauty care | 235
- Beauty parlors | 235
- Bed | 229
- Bedding | 231
- Beef (domestic) | 227
- Beef (imported) | 227
- Beer | 229
- Beer (eating out) | 234
- Belgium | 331, 334
- Beneficiary certificates | 299, 304
- Benzene | 174
- Beverages | 57, 145, 148, 151, 154, 156, 160, 168, 170, 246
- Beverages & tobacco | 261
- Beverages and tobacco | 336
- Biofuels and waste | 353, 354
- Biscuit | 228
- Bituminous | 355
- Bituminous and other coal | 355
- Bituminous coal | 197, 356
- Boiler | 228
- Bond yields | 314
- Bonds | 317
- Books | 212, 230
- Books & stationery | 210
- Books, newspapers & stationery | 224
- Borrowings etc. | 295
- Brazil | 331, 334
- Bread and cereals | 264
- Brent oil | 137
- Briquette | 357
- Broad money | 295, 304
- Broad money (M2) | 11
- Broadcast communication | 164, 166
- Bucheon | 128, 129
- Bugang | 132, 133
- Building | 196
- Building site | 88, 89

- Bunker-C | 357  
 Busan | 20, 22, 24, 87, 119, 120, 121, 124, 125, 126, 127, 136, 162, 198, 208, 238, 309, 310, 315  
 Business | 97, 357  
 Business activities | 271, 272, 274, 276, 278, 280, 283  
 Business condition | 106  
 Business conditions | 6  
 Business facilities management & business support services: rental & leasing activities | 217  
 Business facilities management and business support services | 61, 63  
 Business facilities management and business support services: rental and leasing activities | 54, 60, 62  
 Business in force at the end of the month | 322  
 Business income | 70, 72, 74, 76  
 Business support services | 251  
 Butadiene | 174  
 Butane | 357  
 Butane gas | 174  
 Buyeo 1 | 132, 133  
 By SITC | 261  
 By building material | 194  
 By consumers | 184, 185  
 By products | 186  
 By products | 185  
 By purpose | 97  
 By use | 195
- [C]**
- CAD | 341  
 CDs, RPs, cover bills | 304  
 CHF | 341  
 CNH | 341  
 COD | 136  
 CPI by commodities and services | 9  
 Cafeteria meals | 234  
 Cake | 227  
 Call rates | 314  
 Canada | 97, 331, 333  
 Capacity | 360  
 Capital account | 12, 339  
 Capital equipment | 256  
 Capital expenditure | 293  
 Capital goods | 164, 166  
 Capital revenue | 293  
 Car | 185  
 Car repairs | 235  
 Carbon steel wires for cold heading and cold forging | 180  
 Carbonated beverages | 229  
 Carelessness | 135  
 Caring for child | 40  
 Cases of fires | 134  
 Cases of fires by cause | 135  
 Cases of fires by place | 135  
 Cash | 305  
 Cash & checks | 300  
 Cashier's checks | 316  
 Cast metal products | 248  
 Casualties (person) | 134  
 Catering services | 225  
 Cement | 197  
 Central bank | 345  
 Central government | 193  
 Cereal | 197  
 Certificates of deposits | 299  
 Change | 98  
 Change over the same month of last year | 95, 209  
 Change rate | 60, 61, 62, 63  
 Changes in inventories & acquisitions less disposals of valuables | 284  
 Changwon | 125, 130, 131  
 Checking | 307  
 Chemical fibers | 248  
 Chemical products | 185, 247, 248, 259  
 Chemicals & chemical products; except pharmaceuticals, medicinal chemicals | 146, 148, 152, 154, 158, 160  
 Chemicals & related products, n.e.c. | 261  
 Chemicals and chemical products | 359  
 Chemicals and chemical products except pharmaceuticals, medicinal chemicals | 58, 168, 170  
 Chemicals and related products, n.e.s. | 337  
 Chemistry | 135  
 Cheonan | 128, 129  
 Cheongju | 122, 123, 128, 129, 202  
 Chicken | 227  
 Chickens | 117  
 Childcare facilities | 234  
 Children's clothing | 231  
 Chile | 331, 334  
 China | 96, 330, 333  
 Chinese cabbage | 227  
 Chuncheon | 122, 123  
 Chungbuk | 21, 23, 25, 87, 163, 200, 208, 243, 309, 310, 315  
 Chungju Dam | 132, 133  
 Chungnam | 21, 23, 25, 87, 163, 200, 208, 242, 309, 310, 315  
 Chupungnyeong | 119, 120, 121  
 Cigarette | 246  
 Cigarettes | 231  
 City gas | 355, 356, 357  
 Civil engineering | 196  
 Claims on central bank | 298  
 Claims on central gov't | 296, 298  
 Claims on central government | 294  
 Claims on households | 295, 298  
 Claims on local gov't & social security org. | 298  
 Claims on local government & social security org. | 294  
 Claims on nonfin. corp. sector | 296, 298  
 Claims on nonfinancial corporations | 294  
 Claims on other depository corporations | 296  
 Claims on other financial corp. | 298  
 Claims on other financial corporations | 294, 296  
 Claims paid | 322, 323  
 Cleared | 316  
 Cleared and dishonored value by type | 316  
 Clerks | 42, 44  
 Closet | 229  
 Closing | 317  
 Clothing | 107, 210, 212, 223  
 Clothing & footwear | 223, 237, 238, 239, 240, 241, 242, 243, 244, 245  
 Clothing and footwear | 71, 73, 75, 77, 265  
 Coal | 353, 354, 357  
 Coal products & petroleum products | 247, 258  
 Coal, crude petroleum & natural gas | 247  
 Coal, crude petroleum and natural gas | 56, 144, 150  
 Coastal and offshore fisheries | 118  
 Coffee | 228  
 Coffee, tea and cocoa | 265  
 Coincident index | 6  
 Coins | 303  
 Coke, briquettes and refined petroleum products | 58  
 Coke, hard-coal and lignite fuel briquettes & refined petroleum products | 146, 148, 152, 154, 157, 161  
 Coke, hard-coal and lignite fuel briquettes and refined petroleum products | 168, 170  
 College, university and over | 53  
 Colombia | 332  
 Color steel sheet | 182  
 Combined loss ratio | 324  
 Commercial | 195, 357  
 Commercial & specialized banks | 313  
 Commodities | 9  
 Commodities | 226  
 Commodities & transactions not classified | 261  
 Commodities and transactions not classified elsewhere in the SKTC | 337  
 Communication equipment | 186  
 Communication | 71, 73, 237, 238, 239, 240, 241, 242, 243, 244, 245  
 Communication | 75, 77, 225, 265  
 Communication & broadcasting equipment, video & audio apparatus | 249  
 Company savings | 308  
 Complex | 360  
 Composite business sentiment index | 106  
 Composite coincident index | 105  
 Composite fertilizer | 179  
 Composite index of business indicators | 6  
 Composite lagging index | 105  
 Composite leading index | 105  
 Computer | 229

Computer supplies | 232  
 Computers & computer-related appliances | 212  
 Computers & peripherals | 249  
 Computers, electronic & optical equipment | 248, 249, 259  
 Concrete reinforcing bar | 180  
 Condiment vegetables | 266  
 Consolidated central government balance | 10, 293  
 Consolidation adjustment, net | 295, 297, 299  
 Construct | 135  
 Construction | 5, 8, 46, 47, 55, 60, 61, 62, 63, 164, 165, 166, 167, 184, 193, 271, 273, 275, 277, 279, 281, 283, 312  
 Construction & mining | 185  
 Construction business | 111  
 Construction materials, hardware & heating & air conditioning equipment | 207  
 Consumers' goods | 165, 167  
 Consumption | 355  
 Consumption expenditure | 69, 70, 71, 72, 73, 74, 75, 76, 77  
 Consumption goods | 256  
 Contact lens | 232  
 Convenience stores | 211  
 Conveying elevators & others | 186  
 Copper bars | 182  
 Copper wire bar | 183  
 Corporate bond total | 319  
 Corporate bonds | 320  
 Corporate bonds (3years) | 314  
 Corporations | 306  
 Cosmetics | 210, 213, 226, 231  
 Craft and related trades workers | 43, 45  
 Credit | 338  
 Credit control | 307  
 Credit to households | 313  
 Crew | 97  
 Crude materials, inedible (except fuels) | 336  
 Crude oil & refinery feedstocks | 355  
 Crude oil and petroleum products | 355  
 Cultural and other services | 271, 273, 274, 277, 278, 281, 283  
 Cultural classes | 234  
 Cultural, entertainment & recreation goods | 207  
 Culture & leisure services | 215  
 Currency and deposits | 347  
 Currency in ODCs | 297  
 Currency in circulation | 297, 304  
 Current | 110  
 Current account | 10, 12, 338  
 Current account checks | 316  
 Current expenditure | 293  
 Current income | 70, 72, 74, 76  
 Current revenue | 293  
 Cyclical component of coincident index | 105  
 Cyclical component of leading index | 105  
 Cyprus | 332

**[D]**

DKK | 341  
 DO | 136  
 Daecheong Dam | 132, 133  
 Daegu | 20, 22, 24, 87, 119, 120, 121, 124, 125, 126, 127, 162, 198, 202, 208, 239, 309, 310, 315  
 Daejeon | 20, 22, 24, 87, 122, 123, 124, 125, 126, 127, 162, 199, 208, 240, 309, 310, 315  
 Daily average | 321  
 Daily average clearings | 316  
 Daily worker | 48, 49  
 Dairy cattle | 117  
 Dams | 196  
 Damyang | 132, 133  
 Dangerous articles | 135  
 Days worked | 54, 55, 56, 57, 58, 59  
 Death | 134  
 Deaths | 5, 17  
 Debentures below 2Y | 299  
 Debit | 338  
 Debt ratio | 108, 109  
 Debt securities | 346  
 Demand deposits | 299, 304, 306  
 Denmark | 330, 334  
 Dental prostheses | 235  
 Dental treatment | 232  
 Department stores | 211  
 Deposit-taking corporations, except the central bank | 345  
 Depository corporations | 313  
 Deposits | 300, 305  
 Deposits at CBs & SBs | 11  
 Deposits excluded from M2 | 295, 297, 299  
 Deposits included in M2 | 299  
 Deposits of NFC | 300  
 Designs | 99  
 Detached houses | 85, 86  
 Diesel | 230  
 Direct inter-bank transactions | 314  
 Direct investment | 339, 346  
 Direct loss ratio | 324  
 Disabled | 41  
 Dishonored | 316  
 Dishonored ratio | 316  
 Disposable Income | 69  
 Disposable diaper | 232  
 Distant water fishery | 118  
 Distillate fuel oil | 172  
 Distribution of households (%) | 74, 76  
 Divorces | 17  
 Domestic | 184, 187, 254, 255, 256, 257, 293  
 Domestic assets | 300  
 Domestic claims | 294, 295, 296, 298  
 Domestic economic situation | 107  
 Domestic liabilities | 300  
 Dresses | 230  
 Driving ranges | 235

Dry paddy-field | 88  
 Dubai oil | 137  
 Due from banks abroad | 301  
 Durable consumers' goods | 165, 167  
 Durable consumption goods | 256  
 Durable goods | 107, 210, 226, 228, 229  
 Duty-free shops | 211  
 Dwelling maintenance and repair services | 234  
 Dwellings | 196

**[E]**

E-coupon services | 215  
 EUR | 341  
 Earned incurred loss ratio | 324  
 Earned premiums | 323  
 Earnings | 54, 55, 56, 57, 58, 59  
 Eastern coast of Geoje | 136  
 Eating out | 107, 226  
 Economically active population | 5, 31, 32, 33  
 Economically inactive population | 31, 32, 33  
 Ecuador | 334  
 Education | 55, 61, 63, 71, 73, 75, 77, 98, 107, 110, 217, 224, 225, 237, 238, 239, 240, 241, 242, 243, 244, 245, 251, 264, 271, 272, 274, 276, 278, 280, 283  
 Egg | 227  
 Egypt | 97, 332, 335  
 Electric power | 184, 251  
 Electric power, gas & steam | 250, 251  
 Electric power, gas, water & waste | 250, 251  
 Electric rice cooker | 228  
 Electrical equipment | 58, 147, 149, 153, 155, 159, 161, 169, 171, 185, 249, 259  
 Electrical machinery | 186  
 Electricity | 135, 164, 166, 233, 357  
 Electricity and Gas and Water | 233  
 Electricity, gas, steam & conditioning supply | 312  
 Electricity, gas & other fuels | 223  
 Electricity, gas and air conditioning supply | 111  
 Electricity, gas and steam supply | 7, 144, 148, 150, 154  
 Electricity, gas and water supply | 271, 272, 274, 276, 278, 280, 283  
 Electricity, gas, steam and air conditioning supply | 54, 60, 62  
 Electricity, water and gas | 226  
 Electronic & TV communication equipment | 185  
 Electronic components, computer; visual, sounding and communication equipment | 59, 146, 148, 152, 154, 158, 160, 169, 171  
 Electronic display devices | 248  
 Electronic, visual, sounding, computer and communication equipment | 359  
 Elementary school textbooks | 231  
 Elementary workers | 43, 45  
 Employed person | 5, 31, 32, 33

- Employment rate | 31, 32, 33  
 Energy | 12, 253, 260  
 Energy & excluding energy | 253  
 Energy Exports(B) | 353, 354  
 Energy Imports(A) | 353, 354  
 Energy production | 353  
 Engineering plastic resin | 179  
 Engines & turbines | 185  
 Entertainment and culture | 71, 73, 75, 77  
 Epoxide resin | 178  
 Equipment | 311  
 Equipment, machine operating and assembling workers | 43, 45  
 Equity securities | 346  
 Ethylene | 175  
 Europe | 96, 344  
 Excess of exports and imports (-) | 329  
 Excess reserves (A-B) | 305  
 Exchange rates to US \$ | 12  
 Excluding IT | 260  
 Excluding eating out | 226  
 Excluding energy | 253, 260  
 Excluding food | 236  
 Excluding foods | 252, 260  
 Excluding foods & energy | 253, 260  
 Excluding for living necessities | 236  
 Excluding fresh food | 236  
 Excluding fresh foods | 252  
 Excluding fresh foods & energy | 253  
 Excluding information technology | 253  
 Excluding vessels | 187  
 Expectation of domestic economic situation | 107  
 Expectation of employment situation | 107  
 Expectation of household income | 107  
 Expectation of interest rates | 107  
 Expectation of prices | 107  
 Expectations of living standard of household | 107  
 Expected change in prices (1 year later) | 107  
 Expected reinsurance claims | 323  
 Expenditure | 10, 69, 70, 71, 72, 73, 74, 75, 76, 77, 263, 265  
 Expenditure & net lending | 293  
 Export | 9, 187  
 Export & import price index | 9  
 Exports | 12, 329, 338, 340  
 External assets in debt instruments | 345  
 External debt position | 345  
 Eyeglasses | 232
- 【F】**
- Fabricated metal | 185  
 Fabricated metal products | 248, 259  
 Fabricated metal products: except machinery and furniture | 59, 146, 148, 152, 154, 158, 160, 169, 171  
 Facility investments | 106  
 Factory | 89  
 Factory & storage | 196  
 Farm wages & charges | 263, 265  
 Farm work commission | 265  
 Farmer price index | 9  
 Farms in households | 117  
 Fashion & accessories | 213  
 Feeds | 264  
 Female | 38, 53  
 Fermented milk | 228  
 Ferro alloy | 180  
 Fertilizers | 264  
 Fertilizers & pesticides | 248  
 Fiber products & apparels | 246  
 Fiber products & leather products | 246, 258  
 Final consumption expenditure of household (at chained 2015 prices) | 10  
 Final goods and services | 256  
 Final services | 256  
 Finance | 11  
 Finance & insurance | 193  
 Finance and insurance | 271, 273, 275, 277, 279, 281, 282  
 Financial & insurance activities | 216, 250, 312  
 Financial account | 12, 339  
 Financial debentures | 314  
 Financial derivatives | 346, 347  
 Financial derivatives, Net assets | 339  
 Financial institutions & insurance | 54, 60, 62  
 Financial intermediation & insurance | 184  
 Financial situation | 106  
 Financing | 293  
 Finland | 334  
 Fired turbines | 185  
 Fish and seafood | 264  
 Fixed asset | 300  
 Floor area | 194, 195  
 Floriculture | 266  
 Food | 210, 223, 236  
 Food & beverage | 193  
 Food & beverages | 214  
 Food & excluding foods | 252  
 Food & live animals | 261  
 Food & non- alcoholic beverages | 223, 237, 238, 239, 240, 241, 242, 243, 244, 245  
 Food and live animals | 336  
 Food and non-alcoholic beverages | 264  
 Food and soft drinks | 71, 73, 75, 77  
 Food products | 57, 145, 148, 151, 154, 156, 160, 168, 170, 247  
 Food products & beverages | 246, 247, 258  
 Food products n.e.c | 265  
 Food service | 209  
 Food service activities | 110  
 Food services | 215  
 Food stuffs | 184  
 Food, beverage | 358  
 Food, beverages & tobaccos | 207  
 Foods | 252, 260  
 Foods & energy | 260  
 Foods, beverages & tobacco in specialized stores | 207  
 Footwear | 213, 223  
 Footwear & luggage | 210  
 For construction | 255, 257  
 For crude fuels | 254  
 For fuels & energy | 257  
 For living necessities | 236  
 For living necessities including rent | 236  
 For manufacturing | 254, 255, 257  
 For processed fuels & energy | 255  
 Foreign org. in Korea | 193  
 Foreign assets | 295, 296, 298, 301  
 Foreign currency reserves | 342  
 Foreign exchange banks T/T buying rate from customers | 343  
 Foreign exchange banks T/T selling rate to customers | 343  
 Foreign liabilities | 295, 296, 298, 301  
 Foreign securities | 295, 296, 301  
 Forest land | 135  
 Forest products | 246  
 Forestry | 89  
 Forestry conservancy & water control | 196  
 France | 96, 330, 333  
 Freezing machinery | 186  
 Fresh fish | 236  
 Fresh food | 236  
 Fresh foods | 252  
 Fresh foods & excluding fresh foods | 252  
 Fresh fruits | 236  
 Fresh vegetables | 236  
 Fruit | 264  
 Fruiting vegetables | 266  
 Fruits | 262, 266  
 Fruits & vegetables | 262  
 Fruits and vegetables | 266  
 Fuel & electricity | 165, 167  
 Fuel oil | 172  
 Fuels | 207  
 Functional cosmetics | 231  
 Funeral expenses | 235  
 Furnishings, household equipment & routine household maintenance | 265  
 Furnishings, household equipment and routine household maintenance | 224, 237, 238, 239, 240, 241, 242, 243, 244, 245  
 Furniture | 59, 147, 149, 153, 155, 159, 161, 169, 171, 210, 214  
 Furniture and furnishings, carpets and other floor coverings | 224  
 Future tendency | 106
- 【G】**
- GBP | 341  
 Galvanized low carbon steel wire | 181  
 Gangneung | 120, 121, 136  
 Gangwon | 21, 23, 25, 87, 163, 200, 208, 242,

309, 310, 315  
 Garlic | 227  
 Gas | 353, 354  
 Gas leak | 135  
 Gas manufacturing | 356  
 Gas utilities | 233  
 Gas, steam & hot water | 251  
 Gas/Diesel oil | 355, 357  
 Gasoline | 173, 230, 355, 357  
 Gayang | 132, 133  
 General government | 345  
 General government consumption | 284  
 General purpose machinery | 186, 249  
 Generating facilities | 360  
 Generation & transmission of electricity | 196  
 Geothermal, solar, etc. | 353, 354  
 Germany | 96, 330, 333  
 Geumgang | 132, 133  
 Gimhae | 202  
 Gimpo | 202  
 Glass and glass products | 249  
 Glassware, tableware and household utensils | 224  
 Global oil prices | 137  
 Gold | 342  
 Gold & silver bullion | 301  
 Golf course fees | 234  
 Gongju 1 | 132, 133  
 Goods | 12  
 Goods & services for routine household maintenance | 224  
 Goods for infants & children | 213  
 Goryeong | 132, 133  
 Gov't. bonds | 296  
 Gov't. deposits | 296  
 Government | 184  
 Government & public | 184  
 Government bonds | 294, 300, 314  
 Government deposits | 294, 300  
 Grains | 262  
 Grains | 266  
 Grape | 227  
 Gravel | 172  
 Greece | 96  
 Gross domestic capital formation | 284  
 Gross domestic income | 275, 279, 281  
 Gross domestic investment ratio | 284  
 Gross domestic product at market prices | 271, 272, 274, 276, 278, 280, 282  
 Gross external assets in debt instruments | 345  
 Gross external debt | 345  
 Gross fixed capital formation | 284  
 Gross generation | 360  
 Gross national disposable income | 284  
 Gross national income | 273, 275, 277, 279, 281  
 Gross national income (at current) | 10  
 Gross saving | 284  
 Gross saving ratio | 284  
 Gross value added (at basic prices) | 282

Gross value added at basic prices | 271, 273, 275, 277, 279, 281  
 Group tours (domestic) | 234  
 Group tours (overseas) | 234  
 Growth rate of sales | 108, 109  
 Growth rate of total assets | 108, 109  
 Gumi | 130, 131  
 Gunsan | 122, 123, 130, 131, 136, 202  
 Gupo | 132, 133  
 Gwacheon | 128, 129  
 Gwangju | 20, 22, 24, 87, 119, 120, 121, 124, 125, 126, 127, 162, 199, 202, 208, 239, 309, 310, 315  
 Gwangju 1 | 132, 133  
 Gyeongbuk | 21, 23, 25, 87, 163, 201, 208, 245, 309, 310, 315  
 Gyeonggi | 20, 22, 24, 87, 163, 200, 208, 241, 309, 310, 315  
 Gyeongnam | 21, 23, 25, 87, 163, 201, 208, 244, 309, 310, 315  
 Gym fees | 235

## [H]

HKD | 341  
 Hairtail | 227  
 Ham and Bacon | 228  
 Handbag | 233  
 Hangang | 132, 133  
 Hangeul | 98  
 Harbors & airports | 196  
 Hard drawn steel wire | 181  
 Health | 71, 73, 75, 77, 224, 225, 237, 238, 239, 240, 241, 242, 243, 244, 245, 265  
 Health and social work | 55, 61, 63  
 Health supplements | 229  
 Heat | 353, 354  
 Heating oil | 357  
 Heavy industry | 143  
 Herbal medicine | 230  
 High school graduates | 53  
 High school textbooks | 231  
 Highest | 302  
 Hiking clothing | 231  
 Holdings of SDRs | 301  
 Home appliance rental | 235  
 Home appliance repairs | 235  
 Home caregiver costs | 235  
 Home electric appliances and electronic equipment | 212  
 Home maintenance and repair materials | 231  
 Hong Kong | 330, 335  
 HongKong | 96  
 Hospital charges | 232  
 Hospital services | 224, 225  
 House-keeping | 40  
 Household appliances | 210, 224  
 Household checking | 307

Household checks | 316  
 Household electrical appliances & information & communication equipment | 207  
 Household equipment and housekeeping services | 71, 73, 75, 77  
 Household goods | 207, 214, 264, 263, 265  
 Household textiles | 224  
 Households | 306  
 Housekeeping costs | 235  
 Housing installments | 308  
 Housing, water, electricity & other fuels | 223  
 Housing, water, electricity and other fuels | 265  
 Housing, water, electricity, gas & other fuels | 237, 238, 239, 240, 241, 242, 243, 244, 245  
 Housing, water, electricity, gas and other fuels | 71, 73, 75, 77  
 Human health & social work activities | 217  
 Human health and social work | 271, 272, 274, 276, 278, 280, 283  
 Human resources | 106  
 Hydro | 353, 354, 360  
 Hydrogen peroxide | 176

## [I]

IDR (100) | 341  
 IMF reserve position | 342  
 IP address | 98  
 Ice-cream cone | 228  
 Import | 9, 254, 255, 256, 257  
 Import value | 357  
 Imported passenger car | 229  
 Imports | 12, 329, 338, 340, 355  
 In circulation | 302  
 In-migrants | 18, 19  
 Incheon | 20, 22, 24, 87, 119, 120, 121, 124, 125, 126, 127, 136, 162, 199, 202, 208, 238, 309, 310, 315  
 Income | 6, 69, 70, 72, 74, 76  
 Income before income taxes to sales | 108, 109  
 Income before income taxes to total assets | 108, 109  
 Income terms of trade index | 340  
 Increase ratio of earned premiums | 324  
 Incurred claims | 322, 323  
 Incurred operating expenses | 322, 323  
 Index | 60, 61, 62, 63  
 India | 96, 330, 335  
 Indonesia | 96, 330, 333  
 Industrial | 195, 355, 357  
 Industrial finance debentures | 320  
 Industrial production index | 7  
 Industrial products | 226  
 Industry | 5, 60, 62, 356  
 Inedible raw materials excluding fuels | 261  
 Infant & toddler learning materials | 231  
 Information & communication | 216  
 Information and communication | 271, 272,

- 275, 276, 279, 280, 282  
 Information and communications | 54, 60, 62  
 Information technology | 253  
 Information technology & excluding information technology | 253  
 Information, telecommunication & broadcasting services | 250  
 Informational technology | 260  
 Initial public offerings in KRX KOSDAQ market | 318  
 Initial public offerings in KRX stock market | 318  
 Injury | 134  
 Inland water fisheries | 118  
 Installation of machinery | 196  
 Installment savings | 308  
 Instant food | 228  
 Instant noodles | 227  
 Institution for entrance examination | 40  
 Insurance co. | 313  
 Insurance contract liabilities | 322  
 Insurance revenue | 322, 323  
 Insurance services | 235  
 Inter-county | 18, 19  
 Inter-province | 18, 19  
 Interest coverage ratio | 108, 109  
 Interest expenses to sales | 108, 109  
 Interest expenses to total borrowings and bonds payable | 108, 109  
 Intermediate goods | 165, 167  
 Intermediate goods and services | 255  
 Intermediated transactions | 314  
 Internal combustion | 360  
 Internal combustion engine for motor vehicles | 182  
 Internal combustion engine | 185  
 International air travel | 233  
 Internet fees | 233  
 Intra-county | 18, 19  
 Intra-province | 18, 19  
 Inventory | 143, 172, 173, 174, 175, 176, 177, 178, 179, 180, 181, 182, 183, 187  
 Invested assets | 322, 323  
 Iran | 332, 333  
 Ireland | 335  
 Iron bar & iron frame | 194  
 Iron material | 197  
 Iron ore | 197  
 Iron scraps | 137  
 Iron structures | 186  
 Irregular income | 6  
 Israel | 332, 335  
 Issued | 320  
 Italy | 96, 331, 333
- [J]**
- JPY (100) | 341
- Japan | 96, 330, 333  
 Jeans | 231  
 Jeju | 21, 23, 25, 87, 119, 120, 121, 125, 130, 131, 136, 163, 201, 202, 208, 245, 309, 310, 315  
 Jeju special self-governing province | 21  
 Jeonbuk | 21, 23, 25, 87, 163, 200, 208, 243, 309, 310, 315  
 Jeonju | 119, 120, 121  
 Jeonnam | 21, 23, 25, 87, 163, 201, 208, 244, 309, 310, 315  
 Jet fuel oil | 173  
 Juice | 229  
 Jumper | 230
- [K]**
- KOSDAQ | 317  
 KOSPI | 317  
 KOSPI (average) | 11  
 KWD | 341  
 Kerosene | 172, 230, 355, 357  
 Kindergarten fees | 233  
 Kitchen sink | 229  
 Kitchen towel | 232  
 Korean dry saunas | 235  
 Korean native cattle and beef cattle | 117  
 Kuwait | 334
- [L]**
- LBKP | 137  
 LNG | 355, 357  
 LPG | 355  
 LPG (for cook) | 230  
 LPG (for car) | 230  
 Labor | 5  
 Labor force participation rate | 31, 32, 33  
 Labor productivity index | 5  
 Lagging index | 6  
 Land development | 196  
 Landline telephone charges | 233  
 Landscaping | 196  
 Large discount stores | 211  
 Latin America | 344  
 Laundry detergent | 232  
 Leading index | 6  
 Leafy vegetables | 266  
 Leather products | 246  
 Leather, luggage and footwear | 56  
 Less : liabilities to central gov't | 296, 298  
 Less : liabilities to central government | 294  
 Liabilities | 295, 297, 299, 346  
 Liabilities to ODCs | 297  
 Liabilities to central bank | 299  
 Liabs. to intl. fin. insts. in security | 301  
 Liberia | 331
- Life insurance | 322, 324  
 Light industry | 143  
 Lighting | 357  
 Linear polyester resin | 178  
 Liquidity aggregates of financial institutions (Lf) | 11  
 Live births | 5, 17  
 Livestock | 266  
 Livestock products | 246, 262, 266  
 Living standard of household | 107  
 Loans | 294, 295, 296, 298, 347  
 Loans & discounts | 300  
 Loans etc. | 299  
 Loans to government | 300  
 Loans to households | 313  
 Loans with banking funds | 311  
 Loans with gov't funds | 311  
 Local bus fares | 232  
 Local government | 184, 193  
 Long-term debt securities | 346  
 Long-term deposit rental | 233  
 Lowest | 302  
 Lubricating oil | 174  
 Luggage | 213  
 Lumber | 197
- [M]**
- MYR | 341  
 Machine | 135  
 Machinery | 193  
 Machinery & equipment | 249, 259  
 Machinery & transport equipment | 261  
 Machinery and transport equipment | 337  
 Machinery, equipment & supplies | 207  
 Mackerel | 227  
 Maintenance & repair of the dwelling | 223  
 Maintenance and repair services of industrial machinery and equipment | 59, 147, 153  
 Malaysia | 96, 331, 333  
 Male | 38, 53  
 Managers | 42, 44  
 Mandarin orange | 227  
 Manufacturing industry products | 9  
 Manufacture of gas, distribution of gaseous fuel through mains | 183  
 Manufactured goods classified by materials | 261  
 Manufactured goods classified chiefly by material | 337  
 Manufacturing | 10, 46, 47, 54, 57, 59, 60, 62, 106, 109, 110, 111, 143, 144, 145, 147, 148, 149, 150, 151, 153, 154, 155, 156, 157, 159, 160, 161, 165, 167, 168, 170, 184, 185, 193, 271, 272, 274, 276, 278, 280, 283, 312, 358, 359  
 Manufacturing equipment | 164, 166  
 Manufacturing products | 246, 247, 248, 249, 250, 258, 259  
 Marine aquaculture | 118

- Marine foods | 246  
 Marine products | 226, 227  
 Marriages | 17  
 Masonry | 194  
 Material cost | 263, 264  
 Meat | 264  
 Medical & precise process control equipment | 186  
 Medical care and health | 107  
 Medical check-ups | 235  
 Medical products, appliances & equipment | 224  
 Medical, precision & optical instruments | 185  
 Medical, precision & optical instruments, watches and clocks | 147, 149, 153, 155, 159, 161  
 Medical, precision and optical instruments, watches and clocks | 58, 169, 171  
 Medicines | 226, 230  
 Membership organizations, repair & other personal services | 217  
 Membership organizations, repair and other personal services | 55, 61, 63  
 Men's bottoms | 230  
 Men's outerwear | 229  
 Men's tops | 229  
 Men's underwear | 230  
 Merchandise credit | 313  
 Metal cutting & forming machinery | 186  
 Metal cutting machinery | 186  
 Metal forming machinery | 186  
 Metal ores | 144, 150  
 Metallic & Non-metallic mineral products | 247  
 Metropolitan cities | 87  
 Mexico | 331, 335  
 Middle East | 96, 344  
 Middle school textbooks | 231  
 Milk | 228  
 Milk, cheese and eggs | 264  
 Mineral fuels, lubricants & related materials | 261  
 Mineral fuels, lubricants and related materials | 336  
 Mineral waters, soft drinks, fruit and vegetable juices | 265  
 Mining | 60, 62, 184, 358  
 Mining & manufacturing | 46, 47  
 Mining & quarrying | 54, 56, 312  
 Mining and manufacturing | 7, 8, 144, 148, 150, 154, 156, 160  
 Mining and quarrying | 144, 148, 150, 154, 271, 272, 274, 276, 278, 280, 283  
 Mining products | 247, 258  
 Mining support service activities | 57  
 Miscellaneous goods and services | 237, 238, 239, 240, 241, 242, 243, 244, 245  
 Miscellaneous goods & services | 225  
 Miscellaneous goods and services | 264  
 Miscellaneous manufactured articles | 261, 337  
 Miscellaneous services | 215  
 Mobile phone | 229  
 Mobile phone charges | 233  
 Mobile phone repairs | 235  
 Mokpo | 119, 120, 121, 125, 130, 131, 136  
 Monetary base | 297  
 Monetary stabilization account | 300  
 Monetary stabilization bonds | 314, 320  
 Monetary stabilization bonds issued | 300  
 Money in trusts below 2Y | 299  
 Money market funds | 299, 304  
 Money market instruments | 347  
 Monthly earnings of regular employee | 5  
 Monthly rental | 233  
 Motor vehicle parts & accessories | 207, 214  
 Motor vehicles | 186, 207, 250  
 Motor vehicles, trailers and semitrailers | 58, 147, 149, 153, 155, 159, 161, 169, 171, 359  
 Motors | 185  
 Movie tickets | 234  
 Muan | 202  
 Muan 2 | 132, 133  
 Mulgeum | 132, 133  
 Multipurpose car | 228  
 Music classes | 235  
 Mutual installments | 308
- [N]**
- NBKP | 137  
 NH bonds type1 (5yrs) | 314  
 NOK | 341  
 NZD | 341  
 Naju | 132, 133  
 Nakdonggang | 132, 133  
 Namji | 132, 133  
 Naphtha | 173  
 Narrow money (M1) | 11  
 National accounts | 10  
 National housing bonds | 320  
 Natural gas | 354, 355, 356  
 Nature | 135  
 Net barter terms of trade index | 340  
 Net claims on central gov't | 296, 298  
 Net claims on central government | 294  
 Net factor income from the rest of the world | 273, 275, 277, 279  
 Net foreign assets | 295, 296, 298  
 Net imports | 354  
 Net imports(A-B) | 353  
 Net international investment position | 347  
 Net lending | 10, 293  
 Net worth | 301  
 Net-migrants | 18  
 Netherlands | 96, 330, 334  
 New & renewable energy | 360  
 New Zealand | 97, 335  
 New shares | 318, 319  
 Newspaper | 230  
 Nitrogen | 177  
 Non - life insurance | 323  
 Non- metallic mineral products | 348  
 Non-agricultural sector | 60, 62  
 Non-alcoholic beverages | 223  
 Non-bank depository corporations | 313  
 Non-consumption expenditures | 6, 69, 70, 71, 73, 75  
 Non-durable consumers' goods | 165, 167  
 Non-durable consumption goods | 256  
 Non-durable goods | 210  
 Non-ferrous metal bar & basic products | 249  
 Non-life insurance | 324  
 Non-manufacturing | 106, 184, 193  
 Non-metallic mineral | 185  
 Non-metallic mineral products | 249, 259  
 Non-metallic minerals, except fuel | 56  
 Non-metallic minerals; except fuel | 144, 150  
 Non-resident's deposits | 301  
 Non-special-ized stores | 207  
 Noncurrent income | 70, 72, 74, 76  
 North America | 344  
 North Gangneung | 119  
 Norway | 332, 335  
 Noryangjin | 132, 133  
 Not in stores | 207  
 Nuclear | 353, 354, 360  
 Nuclear reactors | 185  
 Number | 316  
 Number of .kr domain | 98  
 Number of building | 194, 195  
 Number of trading days | 321  
 Numbers | 318, 319
- [O]**
- OCC | 137  
 ONP | 137  
 Oceania | 97, 344  
 Office | 164, 166  
 Office accounting, computing machinery | 186  
 Office appliances & stationery | 212  
 Offices & stores | 196  
 Oil | 197, 353, 354  
 Oil2 | 353  
 Oils | 226, 230  
 Oils and fats | 264  
 Okcheon | 132, 133  
 Oman | 334  
 Online content | 234  
 Open interest | 321  
 Operating expenses | 322, 323  
 Operating income to sales | 108, 109  
 Operation | 311  
 Operation of personal transport equipment | 225  
 Oriental medicine treatment | 232  
 Original series of unemployment rate | 38  
 Other assets | 347  
 Other chemical products | 248

- Other deposits | 299  
 Other education | 225  
 Other electronic components | 248  
 Other equity | 347  
 Other farm products | 262, 266  
 Other financial corporations, etc. | 313  
 Other financial intermediaries | 313  
 Other household equipment | 207  
 Other industrial products | 226, 231, 232, 233  
 Other intermediate materials | 255  
 Other investment | 339, 347  
 Other items (net) | 295, 297, 299  
 Other liabilities | 347  
 Other livestock products | 266  
 Other machinery and equipment | 58, 147, 149, 153, 155, 159, 161, 169, 171, 185  
 Other major durables for recreation & culture | 224  
 Other manufacturing | 59, 147, 149, 153, 155, 159, 161, 169, 171, 184  
 Other manufacturing products | 250, 259  
 Other miscellaneous goods and services | 71, 73, 75, 77  
 Other non-manufacturing | 184  
 Other non-metallic mineral products | 59, 146, 148, 152, 154, 158, 160, 169, 171, 249  
 Other public offerings | 319  
 Other raw & intermediate materials | 257  
 Other raw materials | 254  
 Other recreational items, equipment, gardens & pets | 224  
 Other sectors | 345  
 Other service activities | 278  
 Other services | 225, 251  
 Other specialized stores | 207  
 Other specialized wholesale | 207  
 Other transferable deposits | 299  
 Other transport equipment | 59, 147, 149, 153, 155, 169, 171, 184, 186, 250  
 Others motor vehicles | 186  
 Others special purpose | 186  
 Out-migrants | 18, 19  
 Outpatient services | 224, 225  
 Outpatient treatment | 232  
 Outstanding shares | 318, 319  
 Overnight | 314
- [P]**
- P.V.C stable preparation | 179  
 PC wire | 180  
 PPI less fresh foods and energy | 253  
 Package holidays | 224  
 Paddy-field | 88  
 Paid by farmers | 9  
 Paint | 178  
 Pakistan | 331, 335  
 Paldang Dam | 132, 133  
 Panama | 331, 335  
 Papua New Guinea | 334  
 Para Xylene | 175  
 Parcel | 88, 89  
 Passbook | 307  
 Passenger car (large size) | 228  
 Passenger car (medium size) | 228  
 Passenger car (small size) | 228  
 Passenger cars | 210  
 Passenger cars & fuel stores | 211  
 Patents | 99  
 Peak load | 360  
 Pension funds | 313  
 Permitted floor area for building construction | 8  
 Personal care | 225  
 Personal effects n.e.c | 225  
 Personal services | 110, 226, 234, 235  
 Pet products | 214, 233  
 Petrochemical products | 193  
 Petroleum & coal prod. | 185  
 Petroleum products | 355, 356  
 Pharmaceuticals | 210, 248  
 Pharmaceuticals, medicinal chemicals & botanical products | 348  
 Pharmaceuticals, medicinal chemicals and botanical products | 58, 146, 148, 152, 154  
 Philippines | 96, 330, 334  
 Photography services | 234  
 Phthalic anhydride | 176  
 Pigs | 7, 117  
 Plastic products | 248  
 Pohang | 122, 123, 124, 130, 131  
 Pohang Gyeongju | 202  
 Poland | 96, 332  
 Policy reserve | 322, 323  
 Poly propylene glycol | 176  
 Polyamide fiber | 179  
 Polyester fiber | 179  
 Polyethylene | 176  
 Polypropylene | 177  
 Polystyrene | 177  
 Polyurethane resin | 179  
 Population | 5  
 Population 15 years and over | 31, 32, 33  
 Pork | 227  
 Pork belly (Samgyeopsal, eating out) | 234  
 Portable multimedia equipment | 229  
 Portfolio investment | 339, 346  
 Portugal | 332  
 Postal services | 225  
 Potassium hydroxide | 177  
 Power | 357  
 Power generation | 355, 356  
 Power generation & others | 356  
 Pre-primary & primary education | 224, 225  
 Precision equipment | 249  
 Premium income | 322  
 Preparing for employment | 41  
 Preparing for entrance to school of higher grade | 41  
 Prescription medicine | 230  
 Price | 9  
 Price index of commodities paid by farmer | 263  
 Price index of commodities received by farmer | 262  
 Printing & reproduction of recorded media | 57, 145, 149, 151, 155  
 Private | 184, 185, 193, 198, 199, 200, 201  
 Private consumption | 284  
 Private education expenses (elementary school students) | 234  
 Private education expenses (middle school students) | 234  
 Private education expenses (high school students) | 235  
 Private investment | 193  
 Processed food | 226, 227, 228, 229  
 Processed fuels & energy | 257  
 Producer price index | 9  
 Producers' inventory index | 7  
 Producers' shipment index | 7  
 Product defect | 135  
 Production | 143, 172, 173, 174, 175, 176, 177, 178, 179, 180, 181, 182, 183, 187, 355  
 Production, collection and distribution of electricity | 183  
 Professional and technical activities | 110  
 Professional, scientific & technical activities | 217  
 Professional, scientific and technical activities | 54, 60, 62  
 Professional, scientific and technical services | 251  
 Professionals and related workers | 42, 44  
 Profitability | 106  
 Promissory notes | 316  
 Propane | 355, 357  
 Propane gas | 174  
 Propensity to income | 69  
 Property damages | 134  
 Property income | 70, 72, 74, 76  
 Propylene | 175  
 Prospective | 110  
 Public | 193, 307, 358  
 Public administration and defence; compulsory social security | 278  
 Public administration, defence and social security | 271, 272, 274, 276, 278, 280, 283  
 Public baths | 235  
 Public corporation | 193  
 Public finance | 10  
 Public financial institutions | 313  
 Public offices | 196  
 Public services | 226, 232, 233, 234  
 Publications | 226, 230, 231  
 Pulp | 137  
 Pulp & paper | 184  
 Pulp & paper products | 247



Pulp, paper and paper products | 57, 145, 149, 151, 155, 157, 161, 168, 170, 359  
 Pulses / other cereals | 266  
 Pump & compressors | 186  
 Purchase of livestock | 265  
 Purchase of vehicles | 225, 265

**【Q】**

Qatar | 334  
 Quartzite | 173

**【R】**

Railway & aircraft | 186  
 Railway & track | 196  
 Rate of reserved facilities | 360  
 Rate of reserved power | 360  
 Ratio of claims paid | 324  
 Ratio of invested assets profit | 324  
 Ratio of lapses & surrenders | 324  
 Ratio of net operating expenses | 324  
 Ratio of new business | 324  
 Ratio of operating expenses | 324  
 Raw & intermediate materials(raw + intermediate) | 257  
 Raw materials | 254  
 Real estate | 193, 271, 273, 275, 277, 279, 281, 282  
 Real estate activities | 54, 60, 62, 110, 216, 250  
 Real estate commissions | 234  
 Real estate, activities | 312  
 Real estate,renting & business activities | 184  
 Received by farmers | 9  
 Reclaimed rubber | 137  
 Recreation & culture | 224  
 Recreation and culture | 237, 238, 239, 240, 241, 242, 243, 244, 245, 264  
 Recreation, entertainment and cultural services | 107  
 Recreational & cultural services | 224  
 Red ginseng | 229  
 Red pepper powder | 227  
 Refrigerator | 228  
 Refrigerator for Kimchi | 228  
 Region | 98  
 Regional area | 87  
 Regional heating bills | 233  
 Registrations | 99  
 Regular employee | 48, 49  
 Regular income | 6  
 Reinsurance revenue | 323  
 Rent | 265  
 Rentals for housing | 226, 233  
 Repair services | 110  
 Repurchase agreements | 300

Required reserves (B) | 305  
 Reserve assets | 339, 347  
 Reserve deposits | 297  
 Reserve deposits of BFC | 300  
 Reserved facilities | 360  
 Reserved power | 360  
 Reserves (A) | 305  
 Residential | 195, 357, 358  
 Residential/ commercial | 355, 357  
 Residual bunker c oil | 173  
 Restaurants & hotels | 225  
 Restaurants and hotels | 71, 73, 75, 77, 237, 238, 239, 240, 241, 242, 243, 244, 245, 264  
 Rested | 41  
 Retail sales | 209  
 Retail sales & food service | 209  
 Retail sales not in stores | 211  
 Retail trade | 110  
 Retail trade, except motor vehicles and motorcycles | 207  
 Revenues | 10, 293  
 Reverse repurchase agreement | 301  
 Rice | 262, 266  
 Rice cake | 228  
 Roads & bridges | 196  
 Robot for industry | 186  
 Root and tuber crops | 266  
 Root vegetables | 266  
 Rotating electrical equipment | 185  
 Row houses | 85, 86  
 Rubber & plastic | 185  
 Rubber & plastic products | 348  
 Rubber and plastic products | 58, 146, 148, 152, 154, 158, 160, 168, 170  
 Rubber antioxidant | 178  
 Rubber products | 248  
 Russia | 330, 333  
 Russian Federation | 96

**【S】**

SAR | 341  
 SDRs allocated security | 301  
 SEK | 341  
 SGD | 341  
 Sacheon | 202  
 Sale of motor vehicles & parts | 207  
 Sales growth | 106  
 Sales material | 265  
 Sales workers | 43, 45  
 Salt | 172  
 Sand | 172  
 Sanitary pad | 232  
 Sashimi (eating out) | 234  
 Sauce pan | 231  
 Saudi Arabia | 330, 333  
 Savings | 308  
 School | 40  
 Seasonally adjusted unemployment rate | 38  
 Secondary products | 266  
 Section | 181  
 Securities | 300  
 Securities other than shares | 294, 298  
 Securities other than shares excluded from M2 | 295, 297, 299  
 Securities other than shares included in M2 | 297, 299  
 Security transaction | 317  
 Seeds | 264  
 Sejong | 20, 22, 24, 87, 124, 126, 127, 162, 199, 208, 240, 309, 310  
 Self-employed | 48, 49  
 Self-employed Worker | 48, 49  
 Semi-durable goods | 210  
 Semiconductors | 248  
 Seogwipo | 122, 123  
 Seosan | 122, 123  
 Seoul | 20, 22, 24, 85, 86, 87, 119, 120, 121, 124, 125, 126, 127, 162, 198, 208, 237, 309, 310, 315  
 Seoul metropolitan area | 85, 86, 87  
 Seoul metropolitan subway bonds | 320  
 Septic tank cleaning fees | 232  
 Service workers | 42, 44  
 Services | 5, 8, 9, 10, 12, 60, 61, 62, 63, 111, 226, 250, 251  
 Services, etc. | 358  
 Shampoo | 231  
 Shares and other equity | 295, 297, 299  
 Shipment | 143, 172, 173, 174, 175, 176, 177, 178, 179, 180, 181, 182, 183, 187  
 Shoes | 231  
 Short term financial debentures | 304  
 Short term money in trust | 304  
 Short term time & savings deposits | 304  
 Short-term debt securities | 346  
 Side dish | 228  
 Singapore | 96, 330, 333  
 Skilled agricultural forestry and fishery workers | 43, 45  
 Sliced bread | 227  
 Snack food | 228  
 Sneakers | 231  
 Social overhead capital & other services | 46, 47  
 Sodium hydroxide | 177  
 Sofa | 229  
 Soju | 229  
 Sokcho | 122, 123  
 Solvent | 173  
 South Africa | 332, 334  
 Spain | 96, 331, 335  
 Special crops | 266  
 Special drawing rights | 342, 347  
 Special purpose machinery | 185, 249  
 Specialized credit financial companies | 313  
 Specialized stores | 211  
 Spending plan | 107

- Sporting goods | 232  
 Sports & entertainment goods | 210  
 Sports & leisure appliances | 213  
 Sports and recreation related services | 110  
 Sportswear | 231  
 Sri Lanka | 332  
 Stainless steel wire | 180  
 Steam | 360  
 Steel bar | 180  
 Steel cord and tire bead wire | 181  
 Stock products | 226, 227  
 Stock total | 319  
 Stockholders' equity to total assets | 108, 109  
 Stocks | 317, 318, 319, 355  
 Students | 97  
 Styrene monomer | 175  
 Styrene rubber | 176  
 Subs. to intl. fin. insts. | 301  
 Subway fares | 232  
 Sugar, jam, honey, chocolate and confectionery | 264  
 Supermarkets and other retail sale in non-specialized stores | 211  
 Supply | 355  
 Surplus | 69  
 Surplus over disposable income | 69  
 Suwon | 122, 123, 124, 128, 129  
 Sweaters | 230  
 Sweden | 96, 332, 335  
 Switzerland | 332, 334  
 Synthetic resins & synthetic rubber | 247  
 Syria | 332
- [T]**
- T-shirts | 230  
 TFC | 356  
 THB | 341  
 TV license fees | 233  
 Tableware | 231  
 Taiwan | 96, 330, 333  
 Tanning and dressing of leather, luggage and footwear | 168, 170  
 Tanning and dressing of leather, manufacture of luggage and footwear | 145, 149, 151, 155, 157, 161  
 Tarephthalate acid | 176  
 Taxes less subsidies on products | 271, 273, 275, 277, 279, 281, 282  
 Taxi fares | 233  
 Textiles & clothing | 193  
 Telecommunication equipment & computer | 210  
 Telecommunication equipment | 212  
 Telephone & telefax equipment | 225  
 Telephone & telefax services | 225  
 Television | 229  
 Temporarily absent | 50, 51, 52  
 Temporary | 307  
 Temporary employee | 48, 49  
 Tendency | 106  
 Tertiary education | 225  
 Textile & sewing | 186  
 Textile leather goods | 184  
 Textile products | 226, 229, 230, 231  
 Textiles | 359  
 Textiles, clothing, footwear & leather goods | 207  
 Textiles, except apparel | 56, 149, 168, 170  
 Textiles: except apparel | 145, 151, 155, 157, 161  
 Thailand | 96, 331, 335  
 The number of households (person) | 70, 72, 74, 76  
 The others (durable goods) | 210  
 Thousand TOE | 353, 354  
 Thousand bbl | 355, 356  
 Thousand ton | 355, 356  
 Time | 308  
 Time & savings deposits | 11  
 Time & savings deposits below 2Y | 299  
 Time and savings deposits | 306  
 Tobacco | 56, 223  
 Tobacco products | 149, 151, 155, 156, 160, 168, 170  
 Tobaccoproducts | 145  
 Tofu | 227  
 Toilet paper | 233  
 Toluene | 174  
 Tongyeong | 122, 123  
 Tools & equipment for house and garden | 224  
 Total invested | 344  
 Total (excluding passenger cars) | 210  
 Total Index | 216  
 Total Primary Energy Supply | 353, 354  
 Total assets | 301, 322, 323  
 Total assets or liabilities & net worth | 295, 297, 299  
 Total borrowings and bonds payable to sales | 108, 109  
 Total borrowings and bonds payable to total assets | 108, 109  
 Total deposits | 306  
 Total item | 223, 237  
 Total liabilities | 301  
 Total liabilities & net worth | 301  
 Total loans & discounts | 311  
 Total migrants | 18, 19  
 Tourism expenditures | 6, 95  
 Tourism receipts | 6, 95  
 Tourist | 97  
 Toy | 232  
 Trade and balance of payments | 12  
 Trade credits | 347  
 Trademarks | 99  
 Trading gains and losses from changes in the terms of trade | 275, 279  
 Trading value | 317, 321  
 Trading volume | 317, 321  
 Trading volume(Par value) | 317  
 Traffic accident | 135  
 Train fares | 232  
 Transfer income | 70, 72, 74, 76  
 Transferable deposits | 299  
 Transferable savings deposits | 304  
 Transformation own use | 356  
 Transport | 184, 225, 237, 238, 239, 240, 241, 242, 243, 244, 245, 265, 357  
 Transport equipment | 250, 259  
 Transport services | 225  
 Transportation & communications | 184  
 Transportation and storage | 312  
 Transportation storage & communication service | 193  
 Transportation | 71, 73, 75, 77, 250  
 Transportation & storage | 216  
 Transportation and storage | 55, 61, 63, 271, 273, 275, 277, 279, 281, 282  
 Transportation equipment | 164, 166  
 Transportation, communication | 107  
 Trash bags | 232  
 Travel | 107  
 Travel arrangement & transportation services | 215  
 Treasury bonds | 314, 320  
 Treasury deposits | 307  
 Truck & special vehicles | 186  
 Tuition (private university) | 233  
 Tuition (vocational college) | 233  
 Türkiye | 332, 335  
 Turnover ratio of based on trading volume | 317
- [U]**
- U.S.A. | 330, 333  
 Uchi | 132, 133  
 Uiam Dam | 132, 133  
 Uljin | 122, 123  
 Ulleungdo | 119, 120, 121  
 Ulsan | 20, 22, 24, 87, 119, 120, 121, 124, 126, 127, 136, 162, 199, 202, 208, 241, 309, 310, 315  
 Under middle school | 53  
 Unemployed person | 31, 32, 33  
 Unemployment rate | 5, 31, 32, 33  
 Unit Price | 357  
 United Arab Emirates | 330, 334  
 United Kingdom | 96, 331, 333  
 United States | 97  
 University textbooks | 230  
 Unpaid family worker | 48, 49  
 Unsaturated polyester resin | 178  
 Utility models | 99  
 Uzbekistan | 332
- [V]**

Value | 316  
 Value index | 340  
 Value of domestic construction orders received | 8  
 Value of domestic machinery orders received (Excluding vessels, constant prices) | 8  
 Vegetables | 262, 266  
 Vegetables & seaweeds | 264  
 Vehicles, railroad | 135  
 Vessel, aircraft | 135  
 Vietnam | 330, 333  
 Visible assets expenditure | 263, 265  
 Vocational institution | 40  
 Volume index | 340

**【W】**

Wage & salary worker | 48, 49  
 Wage and salary income | 70, 72, 74, 76  
 Waiting for enlistment | 41  
 Washing machine | 228  
 Waste treatment & resources recycling services | 251  
 Wastepaper | 137  
 Wastewater charges | 232  
 Wastewater treatment services | 251  
 Water supply and sewerage | 196  
 Water supply | 251  
 Water supply & miscellaneous services relating to the dwelling | 223  
 Water supply; sewage, waste management, materials recovery | 54, 61, 63, 217  
 Water utilities | 233  
 Water, waste treatment & recycling service | 251  
 Watermelon | 227  
 Wearing apparel, clothing accessories & fur articles | 56  
 Wearing apparel, clothing accessories and fur articles | 145, 149, 151, 155, 157, 161  
 West Texas Intermediate | 137  
 White rice | 227  
 Whole country | 85, 86, 87  
 Whole sale & retail sale | 184  
 Wholesale & retail trade | 207, 216, 312  
 Wholesale & retail trade, hotels & restaurants | 47  
 Wholesale & retail trade, hotels & restaurants | 46  
 Wholesale and retail trade | 55, 61, 63  
 Wholesale and retail trade, accommodation and food services | 271, 273, 275, 277, 279, 281, 283  
 Wholesale trade on own account or on a fee or contract basis | 207  
 Women's bottoms | 230  
 Women's outerwear | 230  
 Women's tops | 230  
 Women's underwear | 230

Wonju | 125, 128, 129, 202  
 Wood & paper products | 246, 258  
 Wood & wooden products | 247  
 Wood products of wood & cork, except furniture | 57  
 Wood products of wood and cork ; except furniture | 149  
 Wood products of wood and cork, except furniture | 168, 170  
 Wood products of wood and cork; except furniture | 145, 151, 155, 157, 161  
 Wooden | 194  
 Worker's preferential sav. deposits | 308  
 Workman's property formation | 308  
 Worksheet-based study programs | 235

**【X】**

Xylene | 175

**【Y】**

Yangyang | 202  
 Years old | 34, 35, 36, 37, 39  
 Years old and over | 34, 35, 36, 37, 39  
 Yellow corvina | 227  
 Yemen | 335  
 Yeongsangang | 132, 133  
 Yeosu | 122, 123, 124, 130, 131, 136, 202  
 Yields on CD (91 days) | 314  
 Yields on CP (91 days) | 314

## 통계표 정보 이용안내

### Information on Statistical Tables

| 통 계 표 명<br>(Statistical Tables)          | 수 록 항 목<br>(Statistical Table Items)                                   | 시계열수<br>(Time series) | 자료출처 및 홈페이지<br>(Data Sources & Homepage)  |
|--|--|-----------------------|---|
| <b>I. 인구</b>                             |  |                       |   |
| 1. 인구동향                                  | 전국, 시도별 출생아수, 사망자수, 혼인건수, 이혼건수   | 연(5), 월(20)           | 통계청<br><a href="https://kosis.kr">https://kosis.kr</a>                                  |
| 2. 인구이동                                  | 총 이동, 17개 시도내 이동, 시도간 이동   | 연(7), 월(18)           | 통계청<br><a href="https://kosis.kr">https://kosis.kr</a>                                  |
| 3. 시도별 순이동                               | 서울 등 17개 시도별 순이동, 5세 간격 순이동, 남자, 여자                                    | 연(6), 월(18)           | 통계청<br><a href="https://kosis.kr">https://kosis.kr</a>                                  |
| <b>II. 노동</b>                            |  |                       |   |
| 1. 경제활동인구 총괄                             | 15세이상 인구 경제활동참가율, 고용률, 실업률의 총수 및 시도별 자료                                | 연(5), 월(19)           | 통계청<br><a href="https://kosis.kr">https://kosis.kr</a>                                  |
| 2. 연령계층별 경제활동인구                          | 15-19세, 20-24세 등 5세 간격 취업자, 실업자별 경제활동 인구                               | 연(5), 월(9)            | 통계청<br><a href="https://kosis.kr">https://kosis.kr</a>                                  |
| 3. 연령계층별 비경제활동인구                         | 15-19세, 20-24세 등 5세 간격 남자, 여자의 비경제활동 인구                                | 연(5), 월(9)            | 통계청<br><a href="https://kosis.kr">https://kosis.kr</a>                                  |
| 4. 실업률                                   | 원계열 및 계절조정별, 남, 여별 실업률   | 월(49)                 | 통계청<br><a href="https://kosis.kr">https://kosis.kr</a>                                  |
| 5. 연령계층별 실업률                             | 15-19세, 20-24세 등 5세 간격 계층별 남, 여의 계층별 실업률                               | 연(5), 월(9)            | 통계청<br><a href="https://kosis.kr">https://kosis.kr</a>                                  |
| 6. 활동상태별 비경제활동인구                         | 계, 가사, 육아, 통학, 연로, 심신장애 등  | 연(5), 월(9)            | 통계청<br><a href="https://kosis.kr">https://kosis.kr</a>                                  |
| 7. 직업별 취업자                               | 관리자, 전문가 및 관련 종사자, 사무종사자, 서비스 종사자 등 시도별 취업자                            | 연(4), 월(23)           | 통계청<br><a href="https://kosis.kr">https://kosis.kr</a>                                  |
| 8. 산업별 취업자                               | 농업, 임업 및 어업, 광공업, 사회간접자본 및 기타 서비스업, 16개 시도별 남자, 여자별                    | 연(4), 월(23)           | 통계청<br><a href="https://kosis.kr">https://kosis.kr</a>                                  |
| 9. 종사상 지위별 취업자                           | 자영업자, 임금가족종사자, 상용근로자, 임시근로자, 일용근로자 등 시도별 취업자                           | 연(5), 월(20)           | 통계청<br><a href="https://kosis.kr">https://kosis.kr</a>                                  |
| 10. 취업시간별 취업자                            | 1-17시간, 18-35시간, 36-44시간, 45-53시간, 54시간 이상, 36시간 이상, 일시휴업자, 총수, 남자, 여자 | 연(5), 월(45)           | 통계청<br><a href="https://kosis.kr">https://kosis.kr</a>                                  |
| 11. 성 및 교육정도별 실업자                        | 중졸이하, 고졸, 대졸이상, 남자, 여자의 실업자  | 연(5), 월(31)           | 통계청<br><a href="https://kosis.kr">https://kosis.kr</a>                                  |
| 12. 산업별 상용근로자 월평균임금 및 근로일수(10인 이상)       | 전산업, 광업, 제조업, 전기, 가스업, 건설업, 도매 및 소매업, 숙박 및 음식점업, 운수업 등                 | 월(13)                 | 고용노동부<br><a href="https://www.moel.go.kr">https://www.moel.go.kr</a>                    |
| 13. 광업 및 제조업 상용근로자 월평균 임금 및 근로일수(10인 이상) | 광업 및 제조업 분야 근로자의 임금총액 및 근로 일수  | 월(13)                 | 고용노동부<br><a href="https://www.moel.go.kr">https://www.moel.go.kr</a>                    |
| 14. 노동생산성지수(산업생산기준)                      | 광공업, 광업, 제조업, 건설업 등의 산업생산기준 노동생산성지수                                    | 연(3), 분기(9)           | 한국생산성본부<br><a href="https://www.kpc.or.kr">https://www.kpc.or.kr</a>                    |
| 15. 노동생산성지수(부가가치기준)                      | 광공업, 광업, 제조업, 건설업 등의 부가가치기준 노동생산성지수                                    | 연(3), 분기(9)           | 한국생산성본부<br><a href="https://www.kpc.or.kr">https://www.kpc.or.kr</a>                    |
| <b>III. 소득소비자산</b>                       |  |                       |   |
| 1. 전국 가구의 가계수지 추이(1인 이상)                 | 소득, 가계지출, 소비지출, 비소비지출, 흑자액 등   | 분기(24)                | 통계청<br><a href="https://kosis.kr">https://kosis.kr</a>                                  |
| 2. 전국 가구의 가구당 월평균 가계수지(1인 이상)            | 가구원수, 가구주연령, 소득, 경상소득, 근로소득, 등   | 분기(24)                | 통계청<br><a href="https://kosis.kr">https://kosis.kr</a>                                  |
| 3. 도시 가구의 가구당 월평균 가계수지(1인 이상)            | 가구원수, 가구주연령, 소득, 경상소득, 근로소득, 등   | 분기(24)                | 통계청<br><a href="https://kosis.kr">https://kosis.kr</a>                                  |
| 4. 전국 가구의 가구원수별 가구당 월평균 가계수지(1인 이상)      | 가구원수, 가구주연령, 가구분포, 전체평균, 1인, 2인, 3인, 4인, 5인 이상 등                       | 분기(5)                 | 통계청<br><a href="https://kosis.kr">https://kosis.kr</a>                                  |
| 5. 전국 가구의 가구주 연령별 가구당 월평균 가계수지(1인 이상)    | 가구원수, 가구주연령, 가구분포, 전체평균, 39세 이하, 40-49세, 50-59세, 60세 이상 등              | 분기(5)                 | 통계청<br><a href="https://kosis.kr">https://kosis.kr</a>                                  |
| 6. 도시근로자가구의 월소득 10분위별 가구당 가계수지(1인 이상)    | 가구원수, 가구주연령, 가계지출, 소비지출, 비소비지출   | 분기(1)                 | 통계청<br><a href="https://kosis.kr">https://kosis.kr</a>                                  |
| <b>IV. 주거/국도이용</b>                       |  |                       |   |
| 1. 주요 지역별 주택가격지수(매매)                     | 전국, 수도권, 서울, 6대광역시의 종합, 아파트, 단독, 연립                                    | 월(20)                 | 한국부동산원 부동산통계정보<br><a href="https://www.reb.or.kr/r-one">https://www.reb.or.kr/r-one</a> |
| 2. 주요 지역별 주택가격지수(전세)                     | 전국, 수도권, 서울, 6대광역시의 종합, 아파트, 단독, 연립                                    | 월(20)                 | 한국부동산원 부동산통계정보<br><a href="https://www.reb.or.kr/r-one">https://www.reb.or.kr/r-one</a> |
| 3. 시도별 지가 변동률                            | 전국, 대도시, 시지역, 군지역, 수도권, 지방권, 서울, 부산 등 17개 시도지역                         | 연(7), 월(12)           | 한국부동산원 부동산통계정보<br><a href="https://www.reb.or.kr/r-one">https://www.reb.or.kr/r-one</a> |
| 4. 지역별 토지거래 현황                           | 합계, 전, 답, 대지, 임야, 공장용지, 기타의 필지, 면적                                     | 연(3), 월(20)           | 한국부동산원 부동산통계정보<br><a href="https://www.reb.or.kr/r-one">https://www.reb.or.kr/r-one</a> |

| 통 계 표 명<br>(Statistical Tables) | 수 록 항 목<br>(Statistical Table Items)                           | 시 계 열 수<br>(Time series) | 자 료 출 처 및 홈 페이지<br>(Data Sources & Homepage)   |
|---------------------------------|--|--------------------------|--|
| <b>V. 문화여가/정보통신/과학기술</b>        |  |                          |  |
| 1. 관광수지                         | 관광수입(전년(동월)비, 1인당평균소비액), 관광지출(전년(동월)비, 1인당평균소비액), 관광수지         | 연(6), 월(24)              | 한국관광공사 한국관광데이터랩<br><a href="https://knto.or.kr">https://knto.or.kr</a>                   |
| 2. 주요국 입국현황                     | 주요국별(일본, 중국, 러시아, 영국, 미국 등), 목적별(관광, 업무, 승무원 등)                | 연(3), 월(14)              | 한국관광공사 한국관광데이터랩<br><a href="https://knto.or.kr">https://knto.or.kr</a>                   |
| 3. 인터넷기반                        | .kr 도메인 수, .한국 도메인, AS번호, IP(IPv4), ISP 현황                     | 연(5), 월(13)              | 한국인터넷진흥원<br><a href="https://kisa.or.kr">https://kisa.or.kr</a>                          |
| 4. 지식재산권 출원·등록건수                | 특허, 실용신안, 디자인, 상표의 출원, 등록                                      | 연(6), 월(24)              | 특허청 『지식재산통계연보, 『지식재산통계월보』<br><a href="https://www.kipo.go.kr">https://www.kipo.go.kr</a> |
| <b>VI. 경제일반경기/기업경영</b>          |  |                          |  |
| 1. 경기종합지수                       | 선행종합지수, 동행종합지수, 후행종합지수, 선행지수 순환 변동지, 동행지수 순환 변동지               | 월(46)                    | 통계청 『경기종합지수』<br><a href="https://kosis.kr">https://kosis.kr</a>                          |
| 2. 기업경기실사지수                     | 제조업, 비제조업의 실적, 전망  | 월(19)                    | 한국은행 경제통계시스템<br><a href="https://ecos.bok.or.kr">https://ecos.bok.or.kr</a>              |
| 3. 소비자동향지수                      | 현재 생활형편, 생활형편 전망, 가계수입 전망 등 소비자동향 자료                           | 월(19)                    | 한국은행 경제통계시스템<br><a href="https://ecos.bok.or.kr">https://ecos.bok.or.kr</a>              |
| 4. 기업경영분석                       | 전산업, 제조업, 부채비율, 자기자본비율, 차입금의존도, 차입금대대출액 등                      | 분기(12)                   | 한국은행 경제통계시스템<br><a href="https://ecos.bok.or.kr">https://ecos.bok.or.kr</a>              |
| 5. 소상공인 업종별 실적 및 전망             | 채강, 전망, 제조업, 소매업, 음식점업, 부동산업 등                                 | 월(18)                    | 중소벤처기업부 『소상공인시장경기 동향조사』<br><a href="https://www.mss.go.kr">https://www.mss.go.kr</a>     |
| 6. 업종별 창업기업수                    | 법인, 개인, 합계, 농업, 임업, 어업 및 광업, 제조업 등                             | 연(4), 월(9)               | 중소벤처기업부<br><a href="https://www.mss.go.kr">https://www.mss.go.kr</a>                     |
| <b>VII. 농림/수산/환경</b>            |  |                          |  |
| 1. 축종별 농장수·가구수 및 마릿수            | 한육우, 젖소, 돼지, 닭의 시도별 사육 두수                                      | 분기(16)                   | 통계청<br><a href="https://kosis.kr">https://kosis.kr</a>                                   |
| 2. 어업별 생산량                      | 연근해어업, 해면양식업, 원양어업, 내수면어업의 시도별 생산량                             | 연(7), 월(11)              | 통계청<br><a href="https://kosis.kr">https://kosis.kr</a>                                   |
| 3. 일기일수                         | 북강릉, 서울 등 12개 도시의 맑은날, 흐린날, 강수일수                               | 연(3), 월(12)              | 기상청 『기상월보』<br><a href="https://data.kma.go.kr">https://data.kma.go.kr</a>                |
| 4. 기상관측                         | 강릉, 서울 등 12개 도시의 평균해면기압, 평균기온, 평균상대습도, 강수량                     | 연(7), 월(16)              | 기상청 『기상월보』<br><a href="https://data.kma.go.kr">https://data.kma.go.kr</a>                |
| 5. 대기중 총금속 오염도 현황               | 서울, 부산 등 11개 도시의 납 오염도   | 연(5), 월(20)              | 환경부 『대기환경월보』<br><a href="https://www.me.go.kr">https://www.me.go.kr</a>                  |
| 6. 주요 도시 빗물의 산도                 | 서울, 부산 등 10개 도시의 빗물의 산도  | 연(5), 월(20)              | 환경부 『대기환경월보』<br><a href="https://www.me.go.kr">https://www.me.go.kr</a>                  |
| 7. 주요 도시별 대기오염도                 | 서울, 부산, 대구, 인천, 광주 등 21개 도시의 이산화황, 미세먼지, 오존, 이산화질소             | 연(7), 월(13)              | 환경부 『대기환경월보』<br><a href="https://www.me.go.kr">https://www.me.go.kr</a>                  |
| 8. 주요 강별 수질오염도                  | 한강, 낙동강 등 4대강 유역의 생물학적 산소요구량, 용존산소량                            | 연(7), 월(13)              | 환경부 물환경정보시스템<br><a href="https://water.nier.go.kr">https://water.nier.go.kr</a>          |
| 9. 화재발생 건수 및 피해                 | 시도별, 발생건수, 인명피해, 재산피해액, 원인별 발생건수, 장소별 발생건수 등                   | 연(10), 월(13)             | 소방청 국가화재정보센터<br><a href="https://www.nfds.go.kr">https://www.nfds.go.kr</a>              |
| 10. 연안의 수질현황                    | 인천, 아산, 군산 등 연안도시의 용존산소량, 화학적 산소요구량                            | 연(7), 분기(13)             | 해양환경공단<br><a href="https://www.koem.or.kr">https://www.koem.or.kr</a>                    |
| 11. 원자재 수입동향                    | 철스크랩, 국제유가, 펄프, 폐지 등   | 월(35)                    | 한국환경공단<br><a href="https://www.keco.or.kr">https://www.keco.or.kr</a>                    |
| <b>VIII. 광업·제조업</b>             |  |                          |  |
| 1. 광업구조별 제조업생산지수(원지수)           | 생산, 출하, 재고, 제조업, 중공업, 경공업                                      | 연(8), 월(36)              | 통계청 『광업·제조업동향조사』<br><a href="https://kosis.kr">https://kosis.kr</a>                      |
| 2. 광공업생산지수(원지수)                 | 총지수, 광업, 제조업, 전기, 가스, 증기 및 수도사업, 광업, 제조업 등 가중치, 서울 등 17개 시도 자료 | 연(7), 월(20)              | 통계청 『광업·제조업동향조사』<br><a href="https://kosis.kr">https://kosis.kr</a>                      |
| 3. 광공업생산지수(계절조정지수)              | 총지수, 광업, 제조업, 전기, 가스, 증기 및 수도사업, 광업, 제조업 등 가중치                 | 월(17)                    | 통계청 『광업·제조업동향조사』<br><a href="https://kosis.kr">https://kosis.kr</a>                      |
| 4. 생산자제품 출하지수(원지수)              | 총지수, 광업, 제조업, 전기, 가스, 증기 및 수도사업, 광업, 제조업 등 가중치, 서울 등 17개 시도 자료 | 연(7), 월(20)              | 통계청 『광업·제조업동향조사』<br><a href="https://kosis.kr">https://kosis.kr</a>                      |
| 5. 생산자제품 출하지수(계절조정지수)           | 총지수, 광업, 제조업, 전기, 가스, 증기 및 수도사업, 광업, 제조업 등 가중치                 | 월(17)                    | 통계청 『광업·제조업동향조사』<br><a href="https://kosis.kr">https://kosis.kr</a>                      |
| 6. 생산자제품 재고지수(원지수)              | 총지수, 광업, 제조업, 광업, 제조업 등 가중치, 서울 등 17개 시도 자료                    | 연(7), 월(20)              | 통계청 『광업·제조업동향조사』<br><a href="https://kosis.kr">https://kosis.kr</a>                      |
| 7. 생산자제품 재고지수(계절조정지수)           | 총지수, 광업, 제조업, 광업, 제조업 등 가중치                                    | 월(17)                    | 통계청 『광업·제조업동향조사』<br><a href="https://kosis.kr">https://kosis.kr</a>                      |
| 8. 시도별 광공업 생산·출하·재고지수(원지수)      | 전국, 서울 등 17개 시도 생산, 출하, 재고지수                                   | 연(7), 월(9)               | 통계청 『광업·제조업동향조사』<br><a href="https://kosis.kr">https://kosis.kr</a>                      |
| 9. 재벌 제조업 생산지수                  | 자본재, 제조설비용, 중간재, 제조업용, 소비자, 내구소비재 생산지수 등                       | 연(7), 월(34)              | 통계청 『광업·제조업동향조사』<br><a href="https://kosis.kr">https://kosis.kr</a>                      |

| 통 계 표 명<br>(Statistical Tables) | 수 록 항 목<br>(Statistical Table Items)                        | 시계열수<br>(Time series) | 자료출처 및 홈페이지<br>(Data Sources & Homepage)   |
|---------------------------------|---|-----------------------|--|
| 10. 재벌 제조업 출하지수                 | 자본재, 제조설비용, 중간재, 제조업용, 소비재, 내구소비재 생산지수 등                    | 연(7), 월(34)           | 통계청 『광업·제조업동향조사』<br><a href="https://kosis.kr">https://kosis.kr</a>                    |
| 11. 제조업 가동률지수                   | 총지수, 식료품, 음료, 담배 등 원지수 및 계절 변동 지수                           | 연(7), 월(16)           | 통계청 『광업·제조업동향조사』<br><a href="https://kosis.kr">https://kosis.kr</a>                    |
| 12. 제조업 생산능력지수                  | 총지수, 식료품, 음료, 담배 등 품목별 원지수                                  | 연(7), 월(34)           | 통계청 『광업·제조업동향조사』<br><a href="https://kosis.kr">https://kosis.kr</a>                    |
| 13. 품목별 광공업 생산·출하·재고량           | 모래, 자갈, 천일염, 규석 등 제철용 생산, 출하, 재고량                           | 연(3), 월(16)           | 통계청 『광업·제조업동향조사』<br><a href="https://kosis.kr">https://kosis.kr</a>                    |
| 14. 수요자 및 기종별 기계수주액             | 국내수요, 공공수요, 민간수요 등 수요자 및 원동기, 특수산업용 기계 등 기종별 기계수주액          | 연(6), 월(13)           | 통계청 『기계수주동향』<br><a href="https://kosis.kr">https://kosis.kr</a>                        |
| 15. 설비용기계류 생산지수(원지수)            | 생산, 출하, 재고 및 설비용 기계류 원지수                                    | 연(8), 월(36)           | 통계청 『광업·제조업동향조사』<br><a href="https://kosis.kr">https://kosis.kr</a>                    |
| <b>IX. 건설/교통물류</b>              |   |                       |  |
| 1. 발주자별 건설공사 수주액                | 공공부문, 민간부문의 발주자별 건설공사 수주액                                   | 연(5), 월(13)           | 통계청 『건설경기동향조사』<br><a href="https://kosis.kr">https://kosis.kr</a>                      |
| 2. 건축물 건축허가                     | 자재별, 용도별, 시도별, 동수, 연면적별 건축허가                                | 연(7), 월(13)           | 국토교통 통계누리<br><a href="https://stat.molit.go.kr">https://stat.molit.go.kr</a>           |
| 3. 공종별 건설공사 수주액                 | 건축, 토목 등 공종별 건설공사 수주액                                       | 연(5), 월(13)           | 통계청 『건설경기동향조사』<br><a href="https://kosis.kr">https://kosis.kr</a>                      |
| 4. 해운화물수송                       | 양곡, 유류, 시멘트, 유연탄, 목재, 철광석, 철재 등 입항 및 출항                     | 연(7), 월(13)           | 해양수산부 해양항만물류정보시스템<br><a href="https://new.portmis.go.kr">https://new.portmis.go.kr</a> |
| 5. 자동차 등록대수                     | 승용차, 승합차, 화물차의 총계 및 서울, 부산 등 17개 시도의 자가용 등록대수               | 연(5), 월(7)            | 국토교통 통계누리<br><a href="https://stat.molit.go.kr">https://stat.molit.go.kr</a>           |
| 6. 항공화물수송                       | 인천, 김포, 김해, 제주, 대구, 광주, 청주, 무안 양양, 여수, 울산, 사천, 포항경주, 군산, 원주 | 연(7), 월(13)           | 한국공항공사 『항공통계』<br><a href="https://www.airport.co.kr">https://www.airport.co.kr</a>     |
| <b>X. 도소매서비스</b>                |   |                       |  |
| 1. 도·소매업 생산지수                   | 도매 및 소매업, 자동차 및 부품판매업, 도매 및 상품중개업, 소매(자동차업 제외) 항목별 생산지수     | 연(3), 월(8)            | 통계청 『서비스업동향조사』<br><a href="https://kosis.kr">https://kosis.kr</a>                      |
| 2. 시도별 대형소매점 판매액지수(불변 지수)       | 서울, 부산 등 17개 시도별 대형소매점 판매액지수                                | 연(5), 월(13)           | 통계청 『서비스업동향조사』<br><a href="https://kosis.kr">https://kosis.kr</a>                      |
| 3. 음식점 포함 소매판매액지수               | 음식점 포함 소매판매액지수, 소매판매액지수, 음식점 및 주점업의 지수, 전년동월비               | 연(5), 월(16)           | 통계청 『서비스업동향조사』<br><a href="https://kosis.kr">https://kosis.kr</a>                      |
| 4. 재벌 및 상품군별 소매판매액지수(불변지수)      | 총지수, 내구재, 준내구재, 비내구재 등 불변지수                                 | 연(3), 월(13)           | 통계청 『서비스업동향조사』<br><a href="https://kosis.kr">https://kosis.kr</a>                      |
| 5. 소매업태별 판매액지수                  | 백화점, 대형마트 등 소매업태별 판매액 지수(경상지수, 불변지수, 계절조정지수)                | 연(3), 월(13)           | 통계청 『서비스업동향조사』<br><a href="https://kosis.kr">https://kosis.kr</a>                      |
| 6. 온라인쇼핑 거래액                    | 종합물, 전문물(컴퓨터 및 주변기기, 사무·문구 가전·전자, 통신기기, 서적 등) 거래액           | 연(1), 월(13)           | 통계청 『온라인쇼핑동향조사』<br><a href="https://kosis.kr">https://kosis.kr</a>                     |
| 7. 서비스업 생산지수                    | 총지수, 도매 및 소매업, 운수 및 창고업, 숙박 및 음식점업 등 경상지수, 불변지수             | 연(5), 월(16)           | 통계청 『서비스업동향조사』<br><a href="https://kosis.kr">https://kosis.kr</a>                      |
| <b>XI. 물가</b>                   |   |                       |  |
| 1. 지출목적별 소비자물가지수                | 총지수, 식료품·비주류음료, 주류 및 담배, 의류 및 신발, 주택·수도·전기 및 연료 등           | 연(6), 월(13)           | 통계청<br><a href="https://kosis.kr">https://kosis.kr</a>                                 |
| 2. 품목성질별 소비자물가지수                | 총지수, 상품, 농축수산물, 공업제품, 서비스, 집세, 공공서비스, 개인서비스, 가중치 등          | 연(3), 월(13)           | 통계청<br><a href="https://kosis.kr">https://kosis.kr</a>                                 |
| 3. 품목별 소비자물가지수                  | 농산물, 축산물, 수산물, 가공식품, 내구재, 섬유제품, 석유류, 의약품, 가중치 등             | 연(6), 월(13)           | 통계청<br><a href="https://kosis.kr">https://kosis.kr</a>                                 |
| 4. 특수분류별 소비자물가지수                | 총지수, 생활물가지수, 생활물가 이외, 식품, 식품이외, 신선식품, 신선식품제외, 가중치 등         | 연(3), 월(13)           | 통계청<br><a href="https://kosis.kr">https://kosis.kr</a>                                 |
| 5. 지역별 소비자물가지수(지출목적별 분류)        | 서울 등 17개 시도별 가중치, 총지수, 식료품·비주류음료, 주류 및 담배, 의류 및 신발 등        | 연(6), 월(13)           | 통계청<br><a href="https://kosis.kr">https://kosis.kr</a>                                 |
| 6. 생산자물가지수                      | 총지수, 농림수산물, 광산물, 공산물, 서비스 등 품목별 가중치 등                       | 연(3), 월(13)           | 한국은행 경제통계시스템<br><a href="https://ecos.bok.or.kr">https://ecos.bok.or.kr</a>            |
| 7. 특수분류별 생산자물가지수                | 총지수, 식료품, 신선식품, 에너지, IT, 식료품 및 에너지이외, 신선식품 및 에너지이외, 가중치     | 연(7), 월(25)           | 한국은행 경제통계시스템<br><a href="https://ecos.bok.or.kr">https://ecos.bok.or.kr</a>            |
| 8. 국내공급물가지수                     | 총지수, 원재료, 중간재, 최종재, 생산재, 가중치                                | 연(16), 월(26)          | 한국은행 경제통계시스템<br><a href="https://ecos.bok.or.kr">https://ecos.bok.or.kr</a>            |
| 9. 수출입 물가지수                     | 총지수, 농림수산물, 공산물 등의 수출, 수입의 물가지수, 가중치                        | 연(3), 월(13)           | 한국은행 경제통계시스템<br><a href="https://ecos.bok.or.kr">https://ecos.bok.or.kr</a>            |
| 10. 특수분류별 수출입 물가지수              | 총지수, 무역분류별, 식료품, 식료품이외, IT, IT 이외의 수출, 수입 물가지수              | 연(3), 월(13)           | 한국은행 경제통계시스템<br><a href="https://ecos.bok.or.kr">https://ecos.bok.or.kr</a>            |
| 11. 농가 판매 및 구입가격지수              | 총지수, 곡물, 청과물, 축산물, 기타농산물, 가계용품, 재료비, 노무비, 경비, 자산구입비 등       | 연(6), 분기(25)          | 통계청<br><a href="https://kosis.kr">https://kosis.kr</a>                                 |
| 12. 주요 분류별 농가 구입가격지수            | 총지수, 가계용품, 재료비, 노무비, 경비 등                                   | 연(4), 분기(16)          | 통계청<br><a href="https://kosis.kr">https://kosis.kr</a>                                 |

| 통 계 표 명<br>(Statistical Tables)                    | 수 록 항 목<br>(Statistical Table Items)                             | 시 계 열 수<br>(Time series) | 자 료 출 처 및 홈 페이지<br>(Data Sources & Homepage)                                |
|--|--|--------------------------|---|
| 13. 주요 분류별 농가 판매가격지수                               | 총지수, 곡물, 청과물, 축산물, 기타농산물 등                                       | 연(4), 분기(16)             | 통계청<br><a href="https://kosis.kr">https://kosis.kr</a>                      |
| <b>XII. 국민계정</b>                                   |  |                          |   |
| 1. 경제활동별 국내총생산 성장기여도 (2020 지수기준년 연쇄가격, 원계열)        | 국내총생산(시장가격), 농림어업, 광업, 제조업, 전기, 가스 및 수도사업 등                      | 연(7), 분기(12)             | 한국은행 경제통계시스템<br><a href="https://ecos.bok.or.kr">https://ecos.bok.or.kr</a> |
| 2. 경제활동별 국내총생산 및 국민총소득(당해년가격, 원계열)                 | 국내총생산(시장가격), 농림어업, 광업, 제조업, 전기, 가스 및 수도사업 등                      | 연(8), 분기(12)             | 한국은행 경제통계시스템<br><a href="https://ecos.bok.or.kr">https://ecos.bok.or.kr</a> |
| 3. 경제활동별 국내총생산 및 국민총소득 (2020 지수기준년 연쇄가격, 원계열)      | 국내총생산(시장가격), 농림어업, 광업, 제조업, 전기, 가스 및 수도사업 등                      | 연(8), 분기(12)             | 한국은행 경제통계시스템<br><a href="https://ecos.bok.or.kr">https://ecos.bok.or.kr</a> |
| 4. 경제활동별 국내총생산 및 국민총소득(당해년가격, 계절조정)                | 국내총생산(시장가격), 농림어업, 광업, 제조업, 전기, 가스 및 수도사업 등                      | 분기(23)                   | 한국은행 경제통계시스템<br><a href="https://ecos.bok.or.kr">https://ecos.bok.or.kr</a> |
| 5. 경제활동별 국내총생산 및 국민총소득(2020 지수기준년 연쇄가격, 계절조정)      | 국내총생산(시장가격), 농림어업, 광업, 제조업, 전기, 가스 및 수도사업 등                      | 분기(23)                   | 한국은행 경제통계시스템<br><a href="https://ecos.bok.or.kr">https://ecos.bok.or.kr</a> |
| 6. 경제활동별 국내총생산 및 국민총소득(전기비, 2020 지수기준년 연쇄가격, 계절조정) | 국내총생산(시장가격), 농림어업, 광업, 제조업, 전기, 가스 및 수도사업 등                      | 분기(23)                   | 한국은행 경제통계시스템<br><a href="https://ecos.bok.or.kr">https://ecos.bok.or.kr</a> |
| 7. 경제활동별 국내총생산(디플레이터, 지수, 원계열)                     | 국내총생산(시장가격), 생산산물세, 총부가가치(기초가격) 등                                | 연(8), 분기(12)             | 한국은행 경제통계시스템<br><a href="https://ecos.bok.or.kr">https://ecos.bok.or.kr</a> |
| 8. 총지축과 총투자(당해년가격, 원계열)                            | 국민총처분가능소득(민간소비, 정부소비, 총지축), 총지축률, 국내총자본형성(총고정자본형성, 재고증감), 국내총투자율 | 연(8), 분기(12)             | 한국은행 경제통계시스템<br><a href="https://ecos.bok.or.kr">https://ecos.bok.or.kr</a> |
| <b>XIII 정부재정/금융</b>                                |  |                          |   |
| 1. 통합 재정수지   | 수입, 지출 및 순융자, 통합재정수지 등   | 월(19)                    | 기획재정부<br><a href="https://www.moef.go.kr">https://www.moef.go.kr</a>        |
| 2. 예금취급기관개관표(종합표)                                  | 자산, 부채, 자본계정, 통합조정(순) 등  | 연(5), 월(13)              | 한국은행 경제통계시스템<br><a href="https://ecos.bok.or.kr">https://ecos.bok.or.kr</a> |
| 3. 예금취급기관개관표(중앙은행)                                 | 자산, 국내신용, 자산 또는 부채·자본 합계, 부채, 본원통화, 자본계정, 통합조정(순) 등              | 연(5), 월(13)              | 한국은행 경제통계시스템<br><a href="https://ecos.bok.or.kr">https://ecos.bok.or.kr</a> |
| 4. 예금취급기관개관표(기타예금취급기관)                             | 자산, 국내신용, 자산 또는 부채·자본 합계, 부채, 본원통화, 자본계정, 통합조정(순) 등              | 연(5), 월(13)              | 한국은행 경제통계시스템<br><a href="https://ecos.bok.or.kr">https://ecos.bok.or.kr</a> |
| 5. 한국은행계정  | 국내자산, 국외자산, 국내부채, 국외부채 등   | 연(5), 월(13)              | 한국은행 경제통계시스템<br><a href="https://ecos.bok.or.kr">https://ecos.bok.or.kr</a> |
| 6. 화폐발행잔액  | 발행잔액, 증감, 평균, 최고, 최저   | 연(10), 월(26)             | 한국은행 경제통계시스템<br><a href="https://ecos.bok.or.kr">https://ecos.bok.or.kr</a> |
| 7. 권화종별 화폐발행잔액                                     | 총액, 은행권, 주화  | 연(10), 월(26)             | 한국은행 경제통계시스템<br><a href="https://ecos.bok.or.kr">https://ecos.bok.or.kr</a> |
| 8. M2(광의통화) 상품별 구성내역(말잔)                           | 현금통화, 요구불예금, 수시 입출식 저축성예금, MMF 등                                 | 연(6), 월(13)              | 한국은행 경제통계시스템<br><a href="https://ecos.bok.or.kr">https://ecos.bok.or.kr</a> |
| 9. 예금은행 지급준비액(신기준, 평잔)                             | 지급준비대상예금, 실제지급준비액, 시재금, 지준예치금, 필요지급준비액, 초과지급준비액                  | 연(6), 월(25)              | 한국은행 경제통계시스템<br><a href="https://ecos.bok.or.kr">https://ecos.bok.or.kr</a> |
| 10. 예금은행 예금주별 예금(말잔)                               | 총예금, 요구불예금, 저축성예금, 가계, 기업  | 연(7), 월(26)              | 한국은행 경제통계시스템<br><a href="https://ecos.bok.or.kr">https://ecos.bok.or.kr</a> |
| 11. 예금은행 종별 요구불예금(말잔)                              | 총액, 당좌예금, 가계당좌예금, 보통예금, 별단예금, 공공예금, 국고예금, 여신관리예금                 | 연(10), 월(26)             | 한국은행 경제통계시스템<br><a href="https://ecos.bok.or.kr">https://ecos.bok.or.kr</a> |
| 12. 예금은행 종별 저축성예금                                  | 총액, 정기예금, 정기적금, 상호부금, 주택부금, 근로자 우대저축, 저축예금, 기업자유예금, 목돈마련저축       | 연(10), 월(26)             | 한국은행 경제통계시스템<br><a href="https://ecos.bok.or.kr">https://ecos.bok.or.kr</a> |
| 13. 예금은행 지역별 예금(말잔)                                | 전국 및 서울, 부산 등 17개 시도별 예금   | 연(5), 월(13)              | 한국은행 경제통계시스템<br><a href="https://ecos.bok.or.kr">https://ecos.bok.or.kr</a> |
| 14. 예금은행 지역별 대출금(말잔)                               | 전국 및 서울, 부산 등 17개 시도별 대출금  | 연(5), 월(13)              | 한국은행 경제통계시스템<br><a href="https://ecos.bok.or.kr">https://ecos.bok.or.kr</a> |
| 15. 예금은행 자금별 대출금(말잔)                               | 총대출금, 금융자금, 재정자금, 시설자금, 운전자금                                     | 연(10), 월(26)             | 한국은행 경제통계시스템<br><a href="https://ecos.bok.or.kr">https://ecos.bok.or.kr</a> |
| 16. 예금은행 산업별 대출금                                   | 총액, 농업, 임업 및 어업, 광업, 제조업, 전기, 가스, 증기 및 공기조절 공급업, 건설업 등           | 연(10), 분기(26)            | 한국은행 경제통계시스템<br><a href="https://ecos.bok.or.kr">https://ecos.bok.or.kr</a> |
| 17. 가계신용   | 가계대출, 예금취급기관, 기타금융기관, 판매신용, 여신전문기관 등                             | 연(8), 분기(12)             | 한국은행 경제통계시스템<br><a href="https://ecos.bok.or.kr">https://ecos.bok.or.kr</a> |
| 18. 시장금리   | 무담보콜금리, 채권수익률, 통화안정증권, 회사채 등                                     | 연(5), 월(13)              | 한국은행 경제통계시스템<br><a href="https://ecos.bok.or.kr">https://ecos.bok.or.kr</a> |

| 통 계 표 명<br>(Statistical Tables) | 수 록 항 목<br>(Statistical Table Items)                 | 시계열수<br>(Time series) | 자료출처 및 홈페이지<br>(Data Sources & Homepage)   |
|---------------------------------|--|-----------------------|--|
| 19. 지역별 어음부도율                   | 서울, 부산, 대구, 인천 등 16개 시도별 부도율                         | 월(18)                 | 한국은행 경제통계시스템<br><a href="https://ecos.bok.or.kr">https://ecos.bok.or.kr</a>  |
| 20. 어음 교환 및 부도                  | 교환, 1장당 평균금액, 1일 평균교환, 부도 등                          | 연(10), 월(26)          | 한국은행 경제통계시스템<br><a href="https://ecos.bok.or.kr">https://ecos.bok.or.kr</a>  |
| 21. 증권거래                        | 증권거래, 상장주식회전율, 코스피지수, 코스닥지수 등                        | 연(7), 월(25)           | 한국거래소<br><a href="https://www.krx.co.kr">https://www.krx.co.kr</a>   |
| 22. 증시자금 조달                     | 유가증권시장 기업공개, 유가증권시장유상증자, 코스닥시장 기업공개, 코스닥시장 유상증자 등    | 연(10), 월(14)          | 금융감독원 금융통계정보시스템<br><a href="http://fisis.fss.or.kr">http://fisis.fss.or.kr</a>   |
| 23. 주요 국공채 발행 및 잔액              | 국고채권, 국민주택채권, 통화안정증권, 산업금융채권, 서울 지하철공채               | 연(6), 월(13)           | 한국은행 경제통계시스템<br><a href="https://ecos.bok.or.kr">https://ecos.bok.or.kr</a>  |
| 24. 코스피 200 선물 거래실적             | 거래실적, 스프레드 종목의 거래일수, 계약수(합계, 일평균), 계약금액(합계, 일평균) 등   | 연(3), 월(16)           | 한국거래소<br><a href="https://www.krx.co.kr">https://www.krx.co.kr</a>   |
| 25. 생명보험 사업의 주요지표               | 보험수익, 발생보험금, 발생사업비, 운용자산, 자산총계, 보험계약부채, 당월말 보유계약액 등  | 연(6), 분기(13)          | 생명보험협회<br><a href="https://www.klia.or.kr">https://www.klia.or.kr</a><br>보험개발원<br><a href="https://www.kidi.or.kr">https://www.kidi.or.kr</a><br>손해보험협회<br><a href="https://www.knia.or.kr">https://www.knia.or.kr</a> |
| 26. 손해보험 사업의 주요지표               | 보험수익, 발생보험금, 발생사업비, 운용자산, 자산총계, 책임준비금 등              | 연(6), 분기(13)          | 생명보험협회<br><a href="https://www.klia.or.kr">https://www.klia.or.kr</a><br>손해보험협회<br><a href="https://www.knia.or.kr">https://www.knia.or.kr</a>   |
| 27. 보험사업의 경영효율                  | 생명보험, 손해보험의 신계약률, 효력상실·해약률, 사업비율, 운용자산 이익률 등         | 연(5), 월(13)           | 생명보험협회<br><a href="https://www.klia.or.kr">https://www.klia.or.kr</a><br>손해보험협회<br><a href="https://www.knia.or.kr">https://www.knia.or.kr</a>   |
| <b>XIV. 무역·국제수지</b>             |  |                       |  |
| 1. 수출입 총괄                       | 무역총액, 수출, 수입, 수출입차과                                  | 연(14), 월(30)          | 관세청<br><a href="https://www.customs.go.kr">https://www.customs.go.kr</a>   |
| 2. 주요국별 수출                      | 미국, 일본 홍콩, 중국, 독일, 싱가포르, 대만, 인도네시아, 필리핀 등 49개국       | 연(7), 월(13)           | 한국무역협회<br><a href="https://www.kita.net">https://www.kita.net</a>  |
| 3. 주요국별 수입                      | 미국, 일본 홍콩, 중국, 독일, 싱가포르, 대만, 인도네시아, 필리핀 등 49개국       | 연(7), 월(13)           | 한국무역협회<br><a href="https://www.kita.net">https://www.kita.net</a>  |
| 4. 품목별 수출입                      | 식품 및 산동물, 음료 및 담배, 비식용원재료, 광물성 연료, 윤활유 및 관련물질 등      | 연(7), 월(13)           | 한국무역협회<br><a href="https://www.kita.net">https://www.kita.net</a>  |
| 5. 국제수지                         | 경상수지, 금융계정, 자본수지 등                                   | 연(14), 월(25)          | 한국은행 경제통계시스템<br><a href="https://ecos.bok.or.kr">https://ecos.bok.or.kr</a>  |
| 6. 무역지수 및 교역조건                  | 물량지수, 금액지수, 운송품교역조건지수, 소득교역조건지수                      | 연(3), 월(26)           | 한국은행 경제통계시스템<br><a href="https://ecos.bok.or.kr">https://ecos.bok.or.kr</a>  |
| 7. 주요통화의 재정된 매매기준율              | 영국, 유로, 일본, 캐나다, 싱가포르, 중국, 홍콩, 스위스, 호주, 사우디아라비아 등    | 연(7), 월(13)           | 서울외국환중개(주)<br><a href="http://www.smbs.biz">http://www.smbs.biz</a>  |
| 8. 외환보유액                        | 총계, 금, 특별인출권, 국제통화기금, 외환                             | 연(15), 월(28)          | 한국은행 경제통계시스템<br><a href="https://ecos.bok.or.kr">https://ecos.bok.or.kr</a>  |
| 9. 대미달러환율                       | 매매기준율, 외국환은행 대고객전신환 매입률, 외국환은행 대고객전신환 매도율            | 연(15), 월(28)          | 하나은행<br><a href="https://www.kebhana.com">https://www.kebhana.com</a>  |
| 10. 해외직접투자                      | 투자금액, 아시아, 북미, 중남미, 유럽, 중동, 아프리카, 대양주                | 연(6), 월(24)           | 한국수출입은행<br><a href="https://www.koreaexim.go.kr">https://www.koreaexim.go.kr</a>   |
| 11. 대외채무 및 대외채권                 | 일반정부, 중앙은행, 예금취급기관, 기타부문 등 대외채무 및 채권                 | 연(6), 분기(12)          | 한국은행 경제통계시스템<br><a href="https://ecos.bok.or.kr">https://ecos.bok.or.kr</a>  |
| 12. 국제투자 대조표(I)                 | 대외금융자산, 직접투자, 증권투자, 파생금융상품, 기타투자, 준비자산 등             | 연(4), 분기(12)          | 한국은행 경제통계시스템<br><a href="https://ecos.bok.or.kr">https://ecos.bok.or.kr</a>  |
| 13. 국제투자 대조표(II)                | 대외금융부채, 직접투자, 증권투자, 파생금융상품, 기타투자, 순대외금융자산 등          | 연(4), 분기(12)          | 한국은행 경제통계시스템<br><a href="https://ecos.bok.or.kr">https://ecos.bok.or.kr</a>  |
| <b>XV. 에너지</b>                  |  |                       |  |
| 1. 에너지원별 생산·공급 및 수출입            | 가스, 석유, 원자력, 수력, 석탄 등 에너지원별 생산, 공급, 수입, 수출, 순수입      | 연(6), 월(13)           | 에너지경제연구원 『에너지통계월보』<br><a href="https://www.keei.or.kr">https://www.keei.or.kr</a>  |
| 2. 에너지 수급                       | 무연탄, 유연탄 및 기타, 원유 및 정제원료, 석유제품, 천연가스, 도시가스의 수급 현황    | 연(6), 월(13)           | 에너지경제연구원 『에너지통계월보』<br><a href="https://www.keei.re.kr">https://www.keei.re.kr</a>  |
| 3. 에너지 소비                       | 무연탄, 유연탄, 석유제품, 천연가스, 도시가스의 소비 현황                    | 연(6), 월(13)           | 에너지경제연구원 『에너지통계월보』<br><a href="https://www.keei.re.kr">https://www.keei.re.kr</a>  |
| 4. 에너지 가격                       | 취발유, 등유, 경유, 중질중유, 프로판, 부탄, 석탄 등 에너지 가격 현황           | 연(6), 월(13)           | 에너지경제연구원 『에너지통계월보』<br><a href="https://www.keei.re.kr">https://www.keei.re.kr</a>  |
| 5. 판매 전력량                       | 가정용, 공공용, 서비스업 및 기타, 농림어업, 광업, 제조업 등, 17개 시도별 판매 전력량 | 연(3), 월(13)           | 한국전력공사 『전력통계월보』<br><a href="https://home.kepco.co.kr">https://home.kepco.co.kr</a>   |
| 6. 전력총괄                         | 설비용량, 공급능력, 최대전력, 평균전력, 공급 예비력, 설비예비율, 발전전력량 등       | 연(7), 월(13)           | 한국전력공사 『전력통계월보』<br><a href="https://home.kepco.co.kr">https://home.kepco.co.kr</a>   |



## 통계간행물 및 마이크로데이터 안내

### I. 통계간행물

#### ○ 종합간행물

| 간행물명   | 수 록 내 용  | 발간시기 | 발간주기 | 가격      |
|--------|--|------|------|---------|
| 한국통계연감 | 인구, 노동 및 임금, 광공업, 도소매업, 무역, 국민계정 등 20개 분야 약 322종의 국내 자료를 종합 수록 | 3월   | 1년   | 27,000원 |

#### ○ 경제

| 간행물명                            | 수 록 내 용  | 발간시기 | 발간주기 | 가격      |
|---------------------------------|--|------|------|---------|
| 건설업조사보고서                        | 건설업조사 결과로서 공사실적, 기업체수, 종사자수, 급여, 매출액, 공사비용, 부가가치 등 수록      | 1월   | 1년   | 9,000원  |
| 광업·제조업조사 보고서<br>(I 전국편, II 지역편) | 광업·제조업조사 결과로서 사업체수, 종사자수, 급여액, 출하액, 주요생산비, 부가가치, 유형자산 등 수록 | 1월   | 1년   | 40,000원 |
| 전국사업체조사                         | 전국사업체조사 결과로서 전 산업의 산업세제분류별 총괄, 시도별 사업체수, 종사자수 등 수록         | 2월   | 1년   | 14,000원 |
| 서비스업조사보고서                       | 서비스업조사 결과로서 사업체수, 종사자수, 매출액, 영업비용 등 수록                     | 3월   | 1년   | 18,000원 |

## ○ 경제

| 간행물명             | 수 록 내 용  | 발간시기 | 발간주기 | 가격      |
|------------------|--|------|------|---------|
| 프랜차이즈(가맹점) 조사보고서 | 프랜차이즈조사 결과로서 가맹점수, 종사자수, 매출액, 영업비용 등 수록                                      | 4월   | 1년   | 8,000원  |
| 소비자물가지수연보        | 전 도시 및 지역별 소비자물가지수, 458개 품목에 대한 소비자물가지수 등을 연도별, 월별로 종합                       | 5월   | 1년   | 15,000원 |
| 지역소득통계           | 경제활동별 지역내총생산, 지역내 총부가가치 및 요소소득, 지역내총생산에 대한 지출, 지역별 제도부문별 소득 계정 등 수록          | 9월   | 1년   | 14,000원 |
| 운수업조사보고서         | 운수업조사 결과로서 기업체수, 종사자수, 급여액, 운송수단 및 창고보유현황, 매출액, 영업비용 등 수록 ('18년부터 물류산업통계 포함) | 2월   | 1년   | 15,000원 |

## ○ 인구, 사회

| 간행물명                        | 수 록 내 용   | 발간시기 | 발간주기 | 가격      |
|-----------------------------|---|------|------|---------|
| 국내인구이동통계연보<br>(주민등록에 의한 집계) | 전국의 읍면동 사무소에 신고한 전입 신고서를 기초로 인구이동 관련항목을 종합 집계하여 수록( 시도 및 성별, 시군구 및 월별 이동자 수 등)  | 2월   | 1년   | 9,000원  |
| 가계금융·복지조사<br>보고서            | 가계 자산, 부채, 소득 및 지출, 빈곤지표 등 수록   | 3월   | 1년   | 6,000원  |
| 한국의 사회지표                    | 우리나라의 사회상을 종합적으로 살펴 보고, 국민의 삶과 관련한 전반적인 경제·사회 변화를 쉽게 파악할 수 있도록 다양한 지표들을 수록  | 3월   | 1년   | 14,000원 |
| 경제활동인구연보                    | 경제활동인구총괄, 산업별 취업자, 연령 계층별 실업자 등 전국자료 통계표 14개표, 연령계층별취업자, 산업별취업자 등 지역자료 통계표 6개표, 연령계층·산업 및 성별취업자, 연령계층·교육정도 및 성별실업자 등 특성별 전국 연평균 17개 통계표, 주요 항목별 표본오차          | 5월   | 1년   | 10,000원 |
| 국제인구이동통계연보                  | 법무부 출입국·외국인정책본부의 내국인 및 외국인 출입국 현황 자료를 기초로 체류기간이 90일을 초과한 국가 간 이동자를 대상으로 관련 항목을 종합 집계하여 작성   | 8월   | 1년   | 4,000원  |
| 한국의 사회동향                    | 국민의 생활과 우리사회 12개 영역*의 변화양상을 쉽게 이해할 수 있도록 이야기방식(story-telling) 중심으로 서술한 종합사회보고서<br><br>* 인구, 가구·가족, 건강, 교육·훈련, 노동, 소득·소비·자산, 여가, 주거, 생활환경, 범죄·안전, 사회통합, 주관적 웰빙 | 12월  | 1년   | 12,000원 |

## ○ 인구, 사회

| 간행물명   | 수 록 내 용   | 발간시기      | 발간주기 | 가격      |
|--|---|-----------|------|---------|
| 사회조사보고서  | 삶의 질과 관련된 국민의 사회적 관심사와 주관적 의식에 관한 사항을 파악하기 위하여 10개 부문(복지, 사회참여, 여가, 소득과 소비, 노동, 건강, 교육과 훈련, 범죄와 안전, 가족, 생활 환경)을 2년 주기로 매년 5개 부문씩 조사한 결과를 수록 | 12월       | 1년   | 12,000원 |
| 장래인구추계<br>(2022~2072)  | 장래인구추계 개요, 2022~2072년까지 장래인구추계 주요 결과 등 수록   | 2024. 2.  | 2~3년 | 9,000원  |
| 장래인구추계 시도편<br>(2020~2050)                                    | 시도별 장래인구추계 개요, 2020~2050년 시도별 장래인구추계 주요결과 등 수록  | 2022. 6.  | 5년   | 9,000원  |
| 장래가구추계<br>(2020~2050)  | 장래가구추계 개요, 2020~2050년 장래가구추계 전국편 주요 결과 등 수록   | 2022. 7.  | 5년   | 9,000원  |
| 장래가구추계 시도편<br>(2020~2050)                                    | 시도별 장래가구추계 개요, 2020~2050년 시도별 장래가구추계 주요결과 등 수록  | 2022. 11. | 5년   | 9,000원  |
| 생활시간조사보고서<br>(생활시간량편(2권),<br>시간대별 행위자비용 및<br>행동비용편(1권), 전3권) | 국민들이 하루 24시간을 어떤 형태로 보내고 있는지를 파악하여 국민의 생활 방식과 삶의 질을 측정하고, 주어진 시간을 효율적으로 활용하는데 필요한 자료 제공   | 2020. 10. | 5년   | 88,000원 |

## ○ 총조사

- 경제

| 간행물명                                      | 수 록 내 용  | 발간시기     | 발간주기 | 가격      |
|---|--|----------|------|---------|
| 경 제 총 조 사 보 고 서<br>2020<br>(산업, 전국편 3권)   | 경제총조사 결과 전국편으로 해당 산업의<br>조직형태별, 종사자규모별로 사업체수,<br>종사자수 등에 관한 자료 수록                    | 2022.12. | 5년   | 91,800원 |
| 경 제 총 조 사 보 고 서<br>2020<br>(산업, 지역편 3권)   | 경제총조사 결과 지역편으로 해당<br>산업의 시도별, 시군구별로 사업체수,<br>종사자수 등에 관한 자료 수록                        | 2022.12. | 5년   | 78,800원 |
| 경 제 총 조 사 보 고 서<br>2020<br>(산업, 특성편·기업체편) | 경제총조사 결과 특성편·기업체편으로<br>해당 산업의 조직형태, 매출액규모,<br>종사자규모, 사업체수, 종사자수,<br>주요지표 등에 관한 자료 수록 | 2022.12. | 5년   | 50,400원 |

## ○ 총조사

- 인구 주택

| 간행물명   | 수 록 내 용  | 발간시기     | 발간주기 | 가격       |
|--|--|----------|------|----------|
| 2020 인구주택총조사<br>보고서<br>(표본조사 총 13권)                | 2020년 11월 1일 0시 현재 대한민국<br>영토 중 행정권이 미치는 전 지역의<br>표본조사 항목에 대한 조사 결과를 수록  | 2022.9.  | 5년   | 247,000원 |
| 2020 인구주택총조사<br>보고서(전수조사결과)<br>(전국편, 시도편<br>총 16권) | 매년 11월 1일 0시 현재를 기준으로<br>14개 기관과 400여 대학의 주민등록부,<br>외국인등록부, 건축물대장, 학적부 등<br>25종의 행정자료를 활용하여 연계 및<br>보완한 후 집계한 등록센서스 방식의 결과 | 2021.12. | 5년   | 239,000원 |
| 2015 인구주택총조사<br>보고서<br>(표본조사 총 10권)                | 2015년 11월 1일 0시 현재 대한민국<br>영토 중 행정권이 미치는 전 지역의<br>표본조사 항목에 대한 조사 결과를 수록  | 2016.12. | 5년   | 247,000원 |
| 2015 인구주택총조사<br>보고서<br>(성씨 및 본관)                   | 2015년 11월 1일 0시 현재 대한민국<br>영토 중 행정권이 미치는 지역의 성씨<br>본관에 대한 조사 결과를 광범위하게 수록  | 2016.12. | 15년  | 30,000원  |
| 2015 인구주택총조사<br>보고서<br>(전수 부문 CD)                  | 2015년 11월 1일 0시 현재 대한민국<br>영토 중 행정권이 미치는 전 지역의<br>인구가구주택에 대한 조사 결과를 수록   | 2016.12. | 5년   | 25,000원  |
| 인구주택총조사<br>보고서<br>(등록센서스 방식<br>집계 결과)              | 매년 11월 1일 0시 현재를 기준으로<br>12개 기관과 400여 대학의 주민등록부,<br>외국인등록부, 건축물대장, 학적부 등<br>24종의 행정자료를 활용하여 연계 및<br>보완한 후 집계한 등록센서스 방식의 결과 | 10월      | 1년   | 20,000원  |

## ○ 총조사

- 농림어업

| 간행물명                              | 수 록 내 용   | 발간시기      | 발간주기 | 가격      |
|-----------------------------------|---|-----------|------|---------|
| 2020 농림어업총조사 보고서<br>(농업 4권)       | 우리나라의 모든 농가를 대상으로 가구원 및 농업 경영구조 등의 조사결과 수록      | 2021. 12. | 5년   | 56,000원 |
| 2020 농림어업총조사 보고서<br>(임업 2권)       | 우리나라의 모든 임가를 대상으로 가구원 및 임업 경영구조 등의 조사결과 수록      | 2021. 12. | 5년   | 35,000원 |
| 2020 농림어업총조사 보고서_어업<br>(해수면 3권)   | 우리나라의 모든 해수면 어가를 대상으로 가구원 및 어업경영 구조 등의 조사 결과 수록 | 2021. 12. | 5년   | 57,000원 |
| 2020 농림어업총조사 보고서_어업<br>(내수면어업 2권) | 우리나라의 모든 내수면 어가를 대상으로 가구원 및 어업경영 구조 등의 조사 결과 수록 | 2021. 12. | 5년   | 35,000원 |
| 2020 농림어업총조사 보고서<br>(지역 3권)       | 우리나라의 읍·면, 행정리를 대상으로 조사한 결과 수록                  | 2021. 12. | 5년   | 70,000원 |

## ○ 표준분류

| 간행물명                    | 수 록 내 용                                      | 발간시기      | 발간주기 | 가격      |
|-------------------------|--|-----------|------|---------|
| 한 국 표 준 산 업 분 류<br>2017 | UN이 권고하는 국제표준산업분류를 기초로 국내 산업구조를 반영하여 분류      | 2016. 12. | 부정기  | 20,000원 |
| 한 국 표 준 직 업 분 류<br>2017 | ILO의 국제표준직업분류(ISCO-08)를 기초로 국내 직업구조를 반영하여 분류 | 2017. 8.  | 부정기  | 14,000원 |

## ○ 지식제공 간행물

| 간행물명                              | 수 록 내 용  | 발간시기      | 발간주기 | 가격       |
|-----------------------------------|--|-----------|------|----------|
| 선생님,<br>짜깁 좀 바꿔주세요                | 초등학생들이 학교와 가정에서 활용할 수 있는 통계를 중심으로 재미있게 읽을 수 있는 쉽고 유익한 통계 동화책             | 2008. 12. | 부정기  | 8,000원   |
| 애들아,<br>마법풍선 불어볼까?                | 초등학생들이 통계에 대하여 흥미와 관심을 가질 수 있도록 총 15편의 이야기로 전개하여 30개 도표를 수록              | 2012. 12. | 부정기  | 9,000원   |
| 통계와 함께해요,<br>빅데이터                 | 지식 정보화 시대에 초등학생들에게 합리적인 통계사고와 문제 해결능력을 배양하게 함으로써 통계의 이해도와 통계청 인지도 제고     | 2016. 12. | 부정기  | 8,000원   |
| 인구대사전                             | 인구학과 인구통계에 관한 이론과 전문용어를 알기 쉽게 해설하고, 인구 현상과 변화를 종합 논의한 우리나라 유일한 인구관련 백과사전 | 2016. 12. | 부정기  | 120,000원 |
| 우리는 통계 삼총사                        | 통계대회와 통그라미(통계패키지)를 주제로 한 이야기를 통해 초등학생들이 통계에 대하여 흥미와 관심을 가질 수 있도록 함       | 2017. 12  | 부정기  | 11,000원  |
| 삼국시대부터 조선시<br>대까지 역사에 숨은<br>통계이야기 | 중학생들이 역사 속 통계에 관한 6가지 재미있는 이야기를 통해 통계에 대하여 흥미와 관심을 갖고, 통계의 역할과 중요성 제고    | 2019. 12  | 부정기  | 12,000원  |
| 통계속의 재미있는<br>세상이야기<br>(3차 개정판)    | 중·고교생에게 통계를 이해하기 쉽게 삽화 등 수록  | 2022. 12. | 부정기  | 12,000원  |



## II. 마이크로데이터

'24.09.01.기준

## ○ 총조사

| 조 사 명   | 제 공 항 목   | 제공년도                                       | 조사주기                      | 통계종류       | 비고      |
|---------|---|--|---------------------------|------------|---------|
| 인구주택총조사 | 성별, 나이, 교육정도, 출생지, 5년전 거주지, 경제활동상태, 가구사항, 주택사항 등                                  | 1960, 1966, 1970 ~2010 (5년 주기), *2015~2022 | 전수 : 1년 (2015. ~) 표본 : 5년 | 지정 조사      | * 전수 조사 |
| 경제총조사   | 행정구역, 대표자성별, 창설연월, 산업분류, 종사자수, 영업기간, 사업장면적, 매출액, 사업실적 등                           | 2010, 2015, 2020                           | 5년                        | 지정 조사 (전수) |         |
| 서비스업총조사 | 행정구역, 대표자성별, 창설연월, 산업분류, 종사자수, 영업기간, 사업장면적, 사업실적, 유형자산 등                          | 1996, 2001, 2005                           | 5년                        | 지정 조사 (전수) |         |
| 농업총조사   | 영농형태, 경영주 성별, 나이, 교육정도, 주 농사분야, 농업종사 기간, 경지·작물·기축·농기계·농축산물 판매·친환경농업·생활여건에 관한 사항 등 | 2000, 2005, 2010, 2015, 2020               | 5년                        | 지정 조사 (전수) |         |
| 임업총조사   | 임업형태, 경영주 성별, 나이, 교육정도, 주 종사분야, 임업종사 경력, 산림면적, 임산물채취량, 임산물판매, 정보화 등               | 2005, 2010, 2015, 2020                     | 5년                        | 지정 조사 (전수) |         |
| 어업총조사   | 행정구역, 가구원수, 전경업구분, 어업형태 종사자수, 수산물판매, 경영주 어업경력, 양식어업어종, 양식방법 등                     | 2000, 2005, 2010, 2015, 2020               | 5년                        | 지정 조사 (전수) |         |

## ○ 인구

| 조 사 명          | 제 공 항 목  | 제공년도          | 조사주기 | 통계종류             | 비고 |
|----------------|--|---------------|------|------------------|----|
| 국내인구이동통계       | 전입지(시도, 시군구, 읍면동), 전입연월일, 전입구분, 전출지, 전입사유, 세대주, 1인 이동여부, 이동자 등                     | 1995<br>~2023 | 월    | 지정<br>보고         |    |
| 인구동향조사<br>(출생) | 신고연월일, 혼인중의 자 여부, 출생일자(연월), 출생 장소, 주소(시도, 시군구), 부모연령, 부모 직업, 부모교육정도, 임신주수, 출생아체중 등 | 1981<br>~2022 | 월    | 지정<br>조사<br>(전수) |    |
| 인구동향조사<br>(사망) | 신고연월일, 사망주소(시도, 시군구), 성별, 사망연월일, 사망 시간, 사망 장소, 사망자직업, 진단자코드, 혼인상태, 교육정도 등          | 1983<br>~2022 | 월    | 지정<br>조사<br>(전수) |    |
| 인구동향조사<br>(혼인) | 신고연월일, 주소(시도, 시군구), 실제결혼연월일, 직업, 부모교육정도, 혼인종류, 혼인연령 등                              | 1981<br>~2023 | 월    | 지정<br>조사<br>(전수) |    |
| 인구동향조사<br>(이혼) | 신고연월일, 주소(시도, 시군구), 실제결혼연월, 이혼의 종류, 부모 교육정도, 직업, 이혼연령, 동거기간 등                      | 1981<br>~2023 | 월    | 지정<br>조사<br>(전수) |    |
| 사망원인통계         | 신고연월일, 사망주소(시도, 시군구), 성별, 사망연월일, 사망 시간, 사망 장소, 사망자직업, 진단자코드, 혼인상태, 교육정도, 원사인코드 등   | 1983<br>~2022 | 1년   | 지정<br>가공         |    |

## ○ 가구

| 조 사 명     | 제 공 항 목  | 제공년도          | 조사주기 | 통계종류             | 비고                                |
|-----------|--|---------------|------|------------------|-----------------------------------|
| 가계동향조사    | 가구구분, 가구원수, 배우자유무, 가구주, 가구원, 취업배우자, 취업자녀, 입주형태, 사용면적, 주택 소유구분, 가중치, 소득 및 지출 각 항목 등                           | 1990<br>~2024 | 월    | 지정<br>조사<br>(표본) |                                   |
| 가계금융복지조사  | 가구구분, 전용면적, 가구원수, 가구주성별, 교육정도, 산업, 직업, 연간소득, 자산, 저축액, 부채액 등  | 2010<br>~2023 | 1년   | 지정<br>조사<br>(표본) | 가계<br>금융<br>복지<br>조사로<br>승인<br>변경 |
| 경제활동인구조사  | 성별, 연령, 교육정도, 활동상태 취업여부, 구직여부, 종사상지위, 산업 및 직업분류 등  | 1981<br>~2024 | 월    | 지정<br>조사<br>(표본) |                                   |
| 초중고사교육비조사 | 지역구분, 시도구분, 학생 성별 구분, 학생 성적 구분, 부모 교육 정도, 부모 연령, 부모의 경제활동, 일반교과 사교육 실태(비용, 시간, 목적), 예체능 사교육 실태(비용, 시간, 목적) 등 | 2007<br>~2023 | 1년   | 지정<br>조사<br>(표본) |                                   |
| 사회조사      | 가구원번호, 만나이, 성별, 가구 주와의관계, 교육정도, 혼인상태, 거처의종류, 점유형태, 건강평가, 학교생활만족도, 가사분담실태, 단체참여, 독서, 주중과 주말(휴일 포함)의 여가활용 등    | 1990<br>~2023 | 1년   | 지정<br>조사<br>(표본) |                                   |
| 생활시간조사    | 가구원번호, 조사요일, 주택종류, 소유형태, 가구주와의 관계, 성별, 만나이, 혼인상태, 교육정도, 주행동 시간량 등  | 1999<br>~2019 | 5년   | 지정<br>조사<br>(표본) |                                   |

## ○ 가구

| 조 사 명                   | 제 공 항 목   | 제공년도  | 조사주기                   | 통계종류             | 비고 |
|-------------------------|---|---|------------------------|------------------|----|
| 지역별고용조사                 | 행정구역코드, 가구주관계, 혼인 상태, 지난일주간활동상태, 일시 휴직여부, 부업여부, 구직가능성, 구직활동기간 등                       | 2008<br>~2010<br>2010<br>~2012<br>2013<br>~2024 | 연간<br><br>분기<br><br>반기 | 지정<br>조사<br>(표본) |    |
| 이민자체류실태및고용조사(구.외국인고용조사) | 성별, 국적, 교육정도, 혼인상태, 가구 유형, 거처 종류 등  | 2012<br>~2023                                   | 1년                     | 지정<br>조사<br>(표본) |    |
| 녹색생활조사                  | 성별, 생년월일, 가구주와의 관계, 교육정도, 에너지소비효율등급 인지, 에너지절약형 제품 구매, 탄소성적 표지 인지, 장바구니 사용, 자동차 운전습관 등 | 2011,<br>2013                                   | 격년                     | 일반<br>조사<br>(표본) |    |

## ○ 농림어업

| 조 사 명        | 제 공 항 목   | 제공년도          | 조사주기 | 통계종류             | 비고 |
|--------------|---|---------------|------|------------------|----|
| 농가경제조사       | 시도, 농가, 경영주와의관계, 가구주, 성별, 교육정도, 농업종사여부, 토지면적, 평가액, 기계기구, 재배 면적, 대소동물 연초·연말 마리수, 부채 등    | 1998<br>~2023 | 1년   | 지정<br>조사<br>(표본) |    |
| 농림어업인 복지실태조사 | 농림어업종사여부, 가구주와의 관계, 성별, 직업, 연금·산재보험·안전공제 가입여부, 농부증 및 기타 건강장애, 질병치료시 애로 사항, 필요한 여성복지사업 등 | 2008          | 5년   | 지정<br>조사<br>(표본) |    |

## ○ 농림어업

| 조 사 명            | 제 공 항 목   | 제공년도          | 조사주기 | 통계종류             | 비고                                    |
|------------------|---|---------------|------|------------------|---------------------------------------|
| 농어업법인조사<br>(농업)  | 행정구역, 조직형태, 종사자수, 사업유형, 논밭과수원·목초지 면적, 노지재배, 시설재배, 가축사육 수, 출자자수, 판매(매출)액 등                             | 2001<br>~2014 | 1년   | 지정<br>조사<br>(전수) |                                       |
| 농어업법인조사<br>(어업)  | 행정구역, 조직형태, 종사자수, 사업유형, 어선수, 양식장면적, 출자자수, 판매(매출)액 등   | 2007<br>~2014 | 1년   | 지정<br>조사<br>(전수) |                                       |
| 농림어업조사<br>(농업부문) | 가구원현황(성별, 출생년월, 경영주와의 관계 등), 대소동물 가축사육현황, 토지, 건물, 기계기구비품, 대식물, 자산, 부채, 농업노동투입내역 등                     | 2002<br>~2023 | 1년   | 지정<br>조사<br>(표본) | 0.5년도<br>에는<br>농림<br>어업<br>총조사로<br>제외 |
| 농림어업조사<br>(임업부문) | 시도, 나이, 성별, 임업종사기간, 임업종사형태, 주종사분야, 판매 금액, 판매처 등   | 2011<br>~2023 | 1년   | 지정<br>조사<br>(표본) | 0.5년도<br>에는<br>농림<br>어업<br>총조사로<br>제외 |
| 농작물생산조사          | 시도코드, 층번호, 작물부호, 작물 (논벼, 밭벼, 보리, 감자, 고추, 김장무, 배추, 과실, 마늘, 양파, 콩, 참깨) 생산량, 생산량가중치 등                    | 2008<br>~2022 | 1년   | 지정<br>조사<br>(표본) |                                       |
| 농산물생산비조사         | 조사년월, 계절작물, 자작지, 차용지, 재배작물, 재배면적, 수확량, 판매 수량, 판매금액, 재고수량, 노동 시간, 종묘비, 비료비, 농약비, 기타재료비, 고용노동비, 자기노동비 등 | 2003<br>~2023 | 1년   | 지정<br>조사<br>(표본) |                                       |

## ○ 농림어업

| 조 사 명             | 제 공 항 목  | 제공년도          | 조사주기      | 통계종류             | 비고  |
|-------------------|--|---------------|-----------|------------------|---|
| 양곡소비량조사           | 가구원수, 성별, 품목명, 단위, 주부식용, 음식제조용, 결식횟수, 외식횟수, 접대횟수 등             | 2009<br>~2023 | 1년        | 지정<br>조사<br>(표본) |   |
| 어가경제조사            | 어가, 성별, 만나이, 교육정도, 어업종사여부, 노동능력, 토지면적, 건물연면적, 선박수량톤수, 어업용 자재 등 | 2003<br>~2023 | 1년        | 지정<br>조사<br>(표본) |   |
| 농림어업조사<br>(해수면부문) | 시도, 나이, 성별, 어업종사기간, 어업종사형태, 주종사분야, 어선톤수, 양식장면적, 판매금액, 판매처 등    | 2008<br>~2023 | 1년        | 지정<br>조사<br>(표본) | 0.5년도<br>에는<br>농림<br>어업<br>총조사로<br>제외                                 |
| 농림어업조사<br>(내수면부문) | 시도, 나이, 성별, 어업종사기간, 어업종사형태, 주종사분야, 어획 품종, 양식품종 판매금액, 판매처 등     | 2018<br>~2023 | 1년        | 지정<br>조사<br>(표본) | 0.5년도<br>에는<br>농림<br>어업<br>총조사로<br>제외                                 |
| 농업면적조사            | 재배면적, 작물부호, 주산지구분 코드, 지목코드, 증감면적, 실면적 등                        | 2014<br>~2022 | 1년        | 지정<br>조사<br>(표본) | *<br>경지<br>면적<br>(2016<br>~2020)<br>**<br>재배<br>면적<br>(2014<br>~2020) |
| 어업생산동향조사          | 업종소분류, 어종소분류, 생산량, 생산금액, 표준코드(활어, 선어, 냉동) 등                    | 2008<br>~2022 | 월         | 지정<br>조사<br>(표본) |   |
| 어류양식동향조사          | 양식구분, 양식어종명, 생산량, 입식량, 사료량 등                                   | 2011<br>~2022 | 반기,<br>분기 | 일반<br>조사<br>(전수) | 2019년<br>이전<br>은<br>반기<br>공표  |

## ○ 경제

| 조 사 명   | 제 공 항 목  | 제공년도          | 조사주기 | 통계종류             | 비고   |
|---------|--|---------------|------|------------------|--|
| 전국사업체조사 | 행정구역, 대표자성별, 창업연월, 조직형태, 사업체구분, 산업분류, 종사자수 등   | 1994<br>~2022 | 1년   | 지정<br>조사<br>(전수) |  |
| 광업제조업조사 | 행정구역, 산업분류, 대표자성별, 창설연월, 조직형태, 자산과 자본, 종사자수, 연간출하액, 유형자산, 재고액 등                              | 1967<br>~2022 | 1년   | 지정<br>조사<br>(전수) | 2010년,<br>2015년,<br>2020년은<br>경제총<br>조사로<br>제외 |
| 건설업조사   | 국내해외구분, 업종, 공종세분류, 공사지역, 발주자분류, 계약방법, 계약연월, 착공연월, 계약액, 기성액, 원자재금액, 하도급준금액, 산업분류, 종사자수, 매출액 등 | 2000<br>~2022 | 1년   | 지정<br>조사<br>(전수) |  |
| 도소매업조사  | 행정구역, 산업분류, 영업개월수, 종사자수, 연간급여액, 건물연면적, 매장연면적, 상품판매구성비, 영업비용, 사업체승수, 종사자승수 등                  | 1997<br>~2016 | 1년   | 지정<br>조사<br>(표본) | 2017년<br>조사부터<br>서비스업<br>조사에<br>통합             |
| 운수업조사   | 행정구역, 산업분류, 조직형태, 자본금, 장비보유대수, 종사자수, 연간급여액, 매출액, 영업비용, 유형자산, 대표자성별 등                         | 2000<br>~2022 | 1년   | 지정<br>조사<br>(표본) |  |
| 서비스업조사  | 행정구역, 산업분류, 조직형태, 종사자수, 연간급여액, 직능별 종사자수, 매출액, 영업비용, 사업체 승수, 종사자승수 등                          | 2002<br>~2022 | 1년   | 지정<br>조사<br>(표본) |  |

## ○ 경제

| 조 사 명              | 제 공 항 목  | 제공년도          | 조사주기 | 통계종류             | 비고                                 |
|--------------------|--|---------------|------|------------------|------------------------------------|
| 전문·과학·기술<br>서비스업조사 | 행정구역, 산업분류, 조직형태,<br>종사자수, 연간급여액, 매출액,<br>영업비용, 사업체승수, 종사자승수 등 | 2007<br>~2014 | 1년   | 지정<br>조사<br>(표본) | 2016년<br>조사부터<br>서비스업<br>조사에<br>통합 |
| 기업활동조사             | 행정구역, 산업분류, 자본금, 외국<br>자본금, 자산, 부채, 매출액, 영업<br>비용 등            | 2006<br>~2022 | 1년   | 지정<br>조사<br>(전수) |                                    |
| 프랜차이즈조사            | 행정구역, 산업분류, 가맹연월,<br>종사자수, 매출총액 등                              | 2018<br>~2022 | 1년   | 일반<br>조사<br>(표본) | 2018년<br>부터<br>서비스업<br>조사에서<br>분리  |
| 소상공인실태조사           | 행정구역, 산업분류, 조직형태,<br>창업형태, 창업준비활동, 매출액 등                       | 2018<br>~2022 | 1년   | 일반<br>조사<br>(표본) |                                    |



## ○ 행정통계

| 조 사 명           | 제 공 항 목   | 제공년도          | 조사주기 | 통계종류     | 비고                 |
|-----------------|---|---------------|------|----------|--------------------|
| 귀농어귀촌인통계        | 인접광역시이동구분변수, 현거주지의 시도코드, 신규귀농인 여부, 귀농인 겸업여부 등     | 2013<br>~2023 | 1년   | 일반<br>가공 |                    |
| 영리법인통계          | 기업집단, 산업중분류, 자산, 부채, 자본금, 매출액, 영업손익, 당기 순이익 등     | 2014<br>~2019 | 1년   | 일반<br>가공 | 작성<br>중지<br>(2021) |
| 신혼부부통계          | 혼인신고일자, 실제결혼일자, 혼인 종류, 혼인연차, 맞벌이여부, 주택 소유물건수 등    | 2015<br>~2022 | 1년   | 일반<br>가공 |                    |
| 주택소유통계          | 소유자 성별, 소유자 만연령, 소유자 거주지, 주택소재지, 주택형태 등           | 2012<br>~2022 | 1년   | 일반<br>가공 |                    |
| 연금통계<br>(총괄편)   | 연령구간(수급자), 연금 가입여부, 연금 수급여부, 연금 수급금액 등            | 2016<br>~2021 | 1년   | 일반<br>가공 |                    |
| 연금통계<br>(퇴직연금편) | 퇴직연금 가입기간, 제도유형, 근속기간, 가입대상여부, 중도 인출금액, 적립금합계금액 등 | 2015<br>~2022 | 1년   | 일반<br>가공 |                    |
| 일자리행정통계         | 기업종류, 기업규모, 종사자규모, 소득, 표본가중치 등                    | 2016<br>~2022 | 1년   | 일반<br>가공 |                    |

## ○ 행정통계

| 조 사 명                   | 제 공 항 목  | 제공년도          | 조사주기 | 통계종류     | 비고 |
|-------------------------|--|---------------|------|----------|----|
| 생애단계별행정통계<br>(중장년층행정통계) | 행정구역, 일자리 종사상지위, 종사자규모별 구간, 산업대분류, 개인기업체 신규등록여부, 금융권 대출잔액 구간 등 | 2016<br>~2022 | 1년   | 일반<br>가공 |    |
| 기업생멸행정통계                | 기준년도, 시도코드, 대표자연령, 중소기업 여부, 소기업 여부, 고성장여부, 가젤여부 등              | 2016<br>~2022 | 1년   | 일반<br>가공 |    |
| 임금근로일자리 동향<br>통계        | 기업형태, 연령구간, 산업분류 등   | 2018<br>~2023 | 분기   | 일반<br>가공 |    |
| 일자리이동통계                 | 이동유형, 성별, 연령, 종사상지위, 종사자규모, 임금수준 구간 등                          | 2017<br>~2022 | 1년   | 일반<br>가공 |    |
| 육아휴직통계                  | 휴직시작연도, 부모만나이, 자녀 출생연도 등                                       | 2010<br>~2022 | 1년   | 일반<br>가공 |    |

# 통계정보 이용방법

## ◆ 통계자료 문의 및 안내

- 통계청 콜센터 ☎ 02-2012-9114 (국번없이 110)  
<https://kostat.go.kr> > 민원

## ◆ 통계청 홈페이지

<https://kostat.go.kr>

- 통계자료 DB 이용 국가통계포털(KOSIS) <https://kosis.kr>
- 통계청 지표체계 이용 지표누리(e-나라지표 등) <https://index.go.kr>
- 마이크로데이터 이용 마이크로데이터(MDIS) <https://mdis.kostat.go.kr>
- 통계자료 지도 이용 통계지리정보(SGIS) <https://sgis.kostat.go.kr>
- 통계분류 정보 이용 통계분류포털(KSSC) <https://kssc.kostat.go.kr>

## ◆ 통계자료 간행물 열람

- 통계청 도서관 ☎ 042-481-2406~8  
대전 서구 청사로 189(둔산동, 정부대전청사 3동 13층)
- 나라샘 도서관 ☎ 02-3438-8502  
서울 강남구 언주로 721(논현동, 서울세관 별관4층)
- 통계센터 도서관 ☎ 042-366-6116~7  
대전 서구 한밭대로 713(월평동, 통계센터 4층)

## ◆ 통계간행물 위탁 판매처

- 한국통계진흥원 ☎ 042-869-2200 <http://www.stat.or.kr>  
대전 유성구 대덕대로 593(도룡동 386-2, 3번지)  
대덕테크비즈센터(TBC) 7층 708호
- 교보문고 ☎ 1544-1900 <https://www.kyobobook.co.kr>  
서울 종로구 종로1
- 경제서적 ☎ 02-736-0640 <http://kj-book.co.kr>  
서울 종로구 사직로 8길 4 광화문풍림스페이스본 301동 지하 101호
- 정부간행물 판매센터 ☎ 02-394-0337 <http://gpcbooks.co.kr>  
서울 중구 태평로 1가 25번지
- 한국정보서적 ☎ 02-376-6030  
경기 고양시 덕양구 용두동 258-1, 2층
- 정부간행물 전시관 ☎ 02-737-7498  
서울 종로구 옥인길 61



---

## 한 국 통 계 월 보

발행 : 제66권 10호, 2024년 10월  
발행인 : 통계청장 이형일  
편집인 : 통계서비스정책관 정구현  
발행처 : 통계청  
기획 : 통계서비스기획과장 노형준, 사무관 한창호  
진행 : 통계주무관 김설경  
편집 : 한국통계진흥원

(우) 35208

주소 대전광역시 서구 청사로 189(둔산동 920번지) 정부대전청사 3동  
전화 042-481-2324, 2506

## Monthly Statistics of Korea

Published : Vol. 66-10, Published in October, 2024  
Publisher : Commissioner HyungIl Lee  
Editor : Director General GooHyun Jung  
Planning : Director Hyongjoon Noh, Deputy Director Changho Han  
Progress : Seolkyeong Kim  
Edit : Korea Statistics Promotion Institute Published by Statistics Korea  
Address : (Zip code : 35208)  
Building III, Government Complex-Daejeon  
#189, Cheongsaro, Seo-gu, Daejeon  
Republic of Korea  
Tel : 82-42-481-2324, 2506

---



2024  
**한국통계월보**  
Monthly Statistics of Korea

